



VALLEY DISTRICT CRICKET CLUB

KEEPING YOUTH BUSY IN SPORT

www.valleycricket.org.au

Est. 1897

VALLEY DISTRICT CRICKET CLUB Inc.

Affiliated with the Queensland Cricket Association,
Queensland Sub Districts Cricket Association,
Warehouse Cricket Association Queensland &
Brisbane North Junior Cricket Association

14 SENIOR TEAMS

11 teams affiliated with the Queensland Cricket Association:

Grades: First, Second, Third, Fourth, Fifth, Sixth (2 teams), Women's Second Grade,
Under 17 Lord's Taverners, T20 Sunday Legends & Over 40's

2 teams affiliated with the Queensland Sub Districts Cricket Association:

Grades: C1 & C2

1 team affiliated with the Warehouse Cricket Association Queensland:

Under 17 (Saturday pm)

109 JUNIOR TEAMS

109 teams affiliated with the Brisbane North Junior Cricket Association:

Under 8 (23 teams), Under 9 (24 teams), Under 10 (16 teams),
Under 11 (15 teams), Under 12 (12 teams), Under 13 (6 teams), Under 14 (5 teams),
Under 15 (5 teams) & Under 17 Open Division (3 teams)

ONE HUNDRED & SIXTEENTH ANNUAL REPORT & FINANCIAL STATEMENT 2015/2016

To be submitted to the Annual General Meeting,
Ashgrove Sports Ground Clubhouse, Yoku Road, Ashgrove,
7.30pm, Monday 8 August, 2016

118th YEAR

4 PREMIERSHIPS

2 SENIOR PREMIERSHIPS: 4th Grade & 6th (2) Grade

2 JUNIOR PREMIERSHIPS: Under 15 Green & Under 14 White

1310 REGISTERED PLAYERS

**227 Seniors, 1083 Juniors, 138 Females, 114 T20 Blast Girls
(A number played in both Seniors & Juniors)**

123 TEAMS 1391 TOTAL PARTICIPANTS 300+ VOLUNTEERS

77 VALLEY CRICKET OLD BOYS ASSOCIATION MEMBERS

ANNUAL GENERAL MEETING

All members and supporters are cordially invited to attend the Annual General Meeting of the Valley District Cricket Club Inc, to be held at the Ashgrove Sports Ground Clubhouse, Yoku Road, Ashgrove, 7.30pm, Monday 8th August, 2016.

AGENDA

1. To receive the 2015/2016 Annual Report and Financial Statements.
2. To elect Office Bearers for the 2016/2017 year.
3. To elect an Honorary Auditor for the 2016/2017 year.
4. General Business.
5. Complimentary Refreshments.

CLUB INFORMATION

Official Club Colours

Navy Blue & Sky Blue

Club Victory Song (an adaptation of the last verse of the old Fortitude Valley Rugby League Club song)

Sitting in the clubhouse after we've won the game
Another famous victory has added to our name
And now as we sit and celebrate
A victory great
We played it straight
The champion Valley Diehards
The boys in Royal Blue

11 First Grade Premierships

1901/02, 1914/15, 1918/19, 1919/20, 1928/29, 1930/31, 1974/75, 1984/85, 1994/95, 1996/97, 2013/14

11 Club Championships

1974/75, 1978/79, 1982/83, 1988/89, 1990/91, 1991/92, 1992/93, 1996/97, 2000/01, 2001/02, 2002/03

13 Australian & 65 Queensland Players ~ 2 Australian & 9 Queensland Women Players

Team of the Century (1897/98-1996/97)

Kepler Wessels, Matthew Hayden, Roy Levy, Allan Border (Captain), Stuart Law, Leo O'Connor (w- k), Jim Harten Snr, Brett Henschell, Alex Hurwood, Malcolm Francke, Col Cooke, Keith Dudgeon (12th man).

(Selected by the Executive Committee for announcement at the Brisbane Grade Cricket Centenary Dinner, Brisbane Convention Centre, 3rd October, 1997)

Historical Highlights

1897/98	Fortitude Valley Cricket Club was formed at a public meeting at Valley Hall, 16 August, 1897. Patron was Sir Samuel Walker Griffith (Premier of Queensland) and President was John McMaster (Mayor of Brisbane). First Grade, captained by John Blackstock, played their first match against North Brisbane at Brisbane Exhibition Ground, Bowen Hills. The match was played over 3 weekends, on 2, 9 & 16 October 1897, and resulted in a draw.
1898/99	Valley won its first Premiership – in Second Grade.
1901/02	Valley won the First Grade Premiership for the first time.
1926/27	Queensland entered the Sheffield Shield competition with Valley player, Leo O'Connor, the State's first Sheffield Shield Captain.
1929/30	Valley played matches at Perry Park for the first time but New Farm Park was also used.
1931/32	The name of the club was changed to Valley District Cricket Club.
1958/59	The Queensland Cricketer's Club was formed with Valley Secretary, Norm McMahon, a driving force behind its formation, elected its first Treasurer.
1960/61	Valley player, Col Hoy, umpired the famous Tied Test between Australia and the West Indies at The Gabba, and all other Tests in that Series.
1967/68	Valley played its last matches at Perry Park.
1968/69	The first games were played at Ashgrove Park, on what is now Norm McMahon Oval. New Farm Park was still in use.
1970/71	Both ovals were now in use at Ashgrove Park. The clubhouse was constructed and officially opened in December, 1970.
1972/73 & 73/74	First Grade won both Channel 0 \$1000 Knockout 1-day competitions with the assistance of famous guest players, Alan Davidson and Richie Benaud, with Benaud playing his last game on an Australian cricket field for Valley in 1973/74.
1974/75	First Grade, captained by Keith Dudgeon, won the Premiership for the first time in 44 years. The club won its first Club Championship.
1976/77	GPS Old Boys Rugby Club became our joint tenants at Ashgrove Park.
1980/81	Australian players, Allan Border and Kepler Wessels joined Valley.
1984/85	Allan Border was appointed Australian Captain, the first Valley player to achieve this honour. First Grade, captained by Terry Khan, won the Premiership. Ashgrove 3 was used for the first time. Games at New Farm Park were phased out.
1992/93	Matthew Hayden made his Test debut, against South Africa. The club won its seventh Club Championship – the third in a row.
1993/94	Valley Juniors was formed, with 400 boys and girls in 32 teams from Under 9 to Under 16.
1994/95	Valley player, Stuart Law, with the support of other Valley players, Allan Border and Matthew Hayden, captained Queensland to its first Sheffield Shield title. First Grade, captained by Brett Henschell, won the Premiership.
1996/97	First Grade, captained by Michael Ephraims, won the Premiership, the club its eighth Club Championship, and Queensland its second Sheffield Shield title.
1997/98	The club's 100 th year was celebrated by 363 attendees at the Centenary Dinner at the Sheraton Hotel, 7 March, 1998. Allan Border, Alan Davidson, and, former Test Umpire, Mel Johnson, were the guest speakers. Pat Welsh, of Channel 7 and brother of former First Grade player, John Welsh, was the MC.
1999/00	Queensland won its third "Shield" title – the inaugural Pura Cup – with Valley players, Matthew Hayden, Joe Dawes, and Lee Carseldine (squad) involved. Club Patron, Allan Border, was selected in Australia's Test Team of the 20 th Century.
2000/01	The club won the Club Championship for the ninth time. Queensland won its fourth "Shield" title – the Pura Cup – with Valley players, Matthew Hayden, Joe Dawes and Lee Carseldine involved.
2002/03	The club won its eleventh Club Championship, its eighth in the last fifteen years.
2003/04	The club won a remarkable five senior Premierships – 2 nd , 3 rd , 4 th , and 5 th Grades, and B1 Sub Districts – and fielded a record 62 teams: 11 senior teams and 51 junior teams.
2008/09	With the assistance of grants from 3 levels of government, and contributions from the 2 rugby clubs we share our grounds with, the club completed a significant redevelopment of the Peter Easton and Norm McMahon playing fields that incorporated new turf, a new irrigation and drainage system, two 1-million litre water tanks, new and upgraded field lighting, picket fencing to the northern boundary of Peter Easton Oval, a new fairway mower, a new cricket pitch roller, and the completion of the cricket practice nets complex, named the Allan Border & Matthew Hayden Training Centre in honour of two of the club's finest players.
2012/13	The club fielded a record number of teams: 85 teams (13 Senior and 72 Junior) and won two Senior Championships (1 st Grade T20, Sunday Legends T20), three Senior Premierships (6 th (1) Grade, C1Sub Districts, C3 Sub Districts) and two Junior Premierships.
2013/14	The club fielded another record number of teams and players: 96 teams (13 Senior and 83 Junior) including 1023 players (216 Senior and 807 Junior). Also won were one Senior Championship (1 st Grade T20), three Senior Premierships (1 st Grade, 6 th (1) Grade, C2 Sub Districts), and two Junior Premierships.
2015/16	Another record number of teams and players: 123 teams (14 Senior and 109 Junior) including 1310 players (227 Senior and 1083 Junior). Also won were two Senior Premierships (4 th Grade, 6 th (2) Grade, and, two Junior Premierships. In recent years, a new dressing room pavilion, new equipment shed and 3 new nets.

VALLEY DISTRICT CRICKET CLUB INC.

ANNUAL REPORT – 2015/2016

TABLE OF CONTENTS

	Page
Office Bearers & Committees	2
Results Summary	3
Honour Board	4
Senior Playing Members List.....	5
EXECUTIVE SUMMARY – Chairman’s Report including Obituaries	6
Life Memberships	8
Old Boys Association Report.....	9
Coaching Reports.....	10
FINANCIAL REPORTS & STATEMENTS.....	14

SENIOR GRADES – 2015/16

Trophies & Awards	18
Player Career Milestone Certificates.....	19
Representative Player Lists, Queensland Cricket Awards.....	20
SPIRIT OF CRICKET POINTS.....	21
Peter Burge Medal Points.....	22
Honour Board – Top 10 Tables, Centuries, Century Partnerships, 6 Fors, 10 Fors.....	23
TEAM & PLAYER STATISTICS and CAPTAINS’ REPORTS	27

SENIOR GRADES – ALL TIME RECORDS

Grade History & General Notes	70
REPRESENTATIVE PLAYER LISTS – AUSTRALIA & QUEENSLAND.....	71
Premierships & Club Championships	73
Premiership Team Player Lists.....	74
TOP 20 ALL-TIME PERFORMER TABLES	79
FIRST GRADE RECORDS.....	81
ALL OTHER GRADES RECORDS.....	89
Best Individual Performances – Grade by Grade	98
Highest Team Scores.....	99
Highest Partnerships – Grade by Grade	100
Ned Colwell Honour Board – Highest Placed Team Each Season.....	103
P.J. Frawley Memorial Shield – Highest Batting Partnership (Pre 1961).....	104
C.R. Thorne Memorial Shield – Highest Batting Partnership (Post 1961).....	105
Outstanding Batting Achievements	106
Outstanding Bowling Achievements.....	107
The Frank & Noreen Vidler Memorial Trophy Honour Board	110

JUNIORS SECTION – 2015/16

Junior Management Committee Chairman's Report.....	111
Coaches & Managers List	112
BNJCA Points Tables – Under 13 to Under 17.....	114
BNJCA Premiership Team Winners Tables.....	116
Honour Board Criteria and Certificate & Trophy Criteria.....	116
REPRESENTATIVE PLAYERS	117
REPRESENTATIVE PLAYER DEVELOPMENT COMPETITIONS – BNJCA & SEQCA	119
Honour Board Under 11 to Under 17 – Top 10 Tables, Centuries, Half-Centuries, 5 Fors, Hat Tricks	121
PLAYER STATISTICS – Under 11 to Under 17	124
PLAYER TEAM LISTS – Modified Rules Under 8 to Under 10.....	146

JUNIOR GRADES – ALL TIME RECORDS

Premierships & Club Championships	155
TOP 10 ALL-TIME PERFORMER TABLES – Under 11 to Under 17	155
TOP 10 ALL-TIME PERFORMER TABLES – Under 8 to Under 10	157

OFFICE BEARERS & COMMITTEES – 2015/16

PATRON
AR Border AO

PRESIDENT
RP Easton OAM

VICE-PRESIDENTS
GD Trivett, WG Chapman, KE Dudgeon

CHAIRMAN OF THE EXECUTIVE

PN Culpan

HONORARY SECRETARY

GW Mitchell

HONORARY ASSISTANT SECRETARY

JM Dascombe

HONORARY TREASURER

PN Culpan

EXECUTIVE COMMITTEE

ML Dudgeon (Grounds, Wickets & Buildings), RAJ Anderson (Cricket), GC Brown (Social),
CF Kempnich (JMC), BR Donker, PD Sherman, KG Tuite, LW Feldman, MT Jones, MG Walter.

QCA DELEGATES

JM Stoddart, PD Sherman

CONDUCT OFFICER

TR Mitchell

GROUNDS HIRING OFFICER

ML Dudgeon

ADMINISTRATOR

JM Stoddart

BOOKKEEPER

PD Kent

JUNIOR MANAGEMENT COMMITTEE

CF Kempnich (Chairman & Juniors Director of Coaching), L Christie/A Lee (junior registrar), GY Bristow (Secretary), J O'Neill (Treasurer),
JM Stoddart (Executive Delegate), M Bell (Equipment Officer), C Smith (U8 Co-ordinator), L Durkin (U9 Co-ordinator), E Kirkland (U11 Co-ordinator and Junior
Communications Co-ordinator), M Watt (U10 Co-ordinator), K Willis (U12 Co-ordinator and Webmaster), John Nielsen (U13 Co-ordinator),
J Magee (U14 Co-ordinator), J Malone (U15 Co-ordinator and BNJCA delegate), A Pappalardo (BNJCA delegate), K St Brook (Open Co-ordinator),
N Raj (Blue Card Officer and complaints officer), W Smith (Committee Member).

VDCC OLD BOYS ASSOCIATION

RP Easton (President), IM Board (Secretary), CJ Cooke (Assistant Secretary), KE Dudgeon (Events Coordinator),
WG Chapman, GD Trivett, MJ Weir, NJ King, KJ Logan and CJ Lanagan.

ANNUAL REPORT COMMITTEE

PD Kent (Editor), JM Stoddart (Assistant Editor), PN Culpan (Major Contributor), Flash Printing (Printer)

STATISTICIANS & RECORDS KEEPERS

PN Culpan (Seniors Statistics & Records), P Bristow (Juniors Statistics & Records)

WEBMASTER

PN Culpan

LIFE MEMBERS

RD Haupt	1962	MB Irwin	1992	KG Tuite	2004
RP Easton OAM	1965	JM Stoddart	1993	ML Dudgeon	2005
DG Kirkman	1967	CG Murphy	1995	RK Retell	2006
CR Leggat	1969	RJM Crawford	1996	PD Kent	2007
WG Chapman	1972	AB Henschell	1997	PN Culpan	2008
PW Muspratt	1975	DL Walker	1998	SC Fitzgerald	2010
KE Dudgeon	1979	GD Trivett	1999	GC Brown	2011
FM Francke	1980	IJ Reeves OAM	2000	MR Somerville	2012
RG Perrett	1987	DK Hickey	2001	GW Mitchell	2014
GK Moore	1988	DA Connell	2002	RAJ Anderson	2015
RA Cowles	1991	CF Kempnich	2003		

HONORARY MEMBER

SM Hunt 1997-98

CRICKET COMMITTEE

JB (Brett) Neill (Chairman), MT (Mark) Jones, CF (Clinton) Kempnich, GC (Gavin) Brown, GW (Grant) Mitchell.

COACHING PANEL

PD (Peter) Drinnen	First Grade Squad Head Coach
GC (Gavin) Brown	Lower Grades Coach
AA (Adam) Lockhart-Krause	Lower Grades Fielding Coach
SJ (Steve) Gode	Assistant Coach
JR (Jim) Whyte	Under 17 Lord's Taverners Coach
CF (Clinton) Kempnich	Juniors Director of Coaching
W (Wayne) Smith	Women's Team Coach

FIRST GRADE SCORER

PN (Pat) Culpan

FIRST GRADE MANAGER

J (Jim) Shinnick

GRADING COMMITTEE (selected senior teams for Round 1)

PD (Peter) Drinnen, MT (Mark) Jones, GC (Gavin) Brown, CF (Clinton) Kempnich.

SELECTION COMMITTEE (selected senior teams during the season)

MT Jones (Chairman), GC Brown, CF Kempnich.

SENIOR TEAM CAPTAINS

First Grade:	AJ (Andrew) Gode	C1 Sub Districts:	MB (Mark) Irwin
Second Grade:	J (Jacques) Badenhorst	C2 Sub Districts:	KIR (Ken) McKay
Third Grade :	MG (Matthew) Walter	Under 17 LT Grade:	KPV (Kuyen) Lewis
Fourth Grade:	BR (Bob) Donker	Warehouse Pre-Xmas	DM Perkins & WA Garske
Fifth Grade:	CM (Cameron) Skinner	Women's 2nd Grade	CR (Christina) Coulson
Sixth Grade (No. 1):	CF (Clinton) Kempnich	Over 40's Grade:	PD (Peter) Sherman
Sixth Grade (No. 2):	JN (Jon) Malone	Sunday Legends:	OS (Owen) Gilchrist

SEASON RESULTS SUMMARY 2015/16

PREMIERS

First Grade (The Damien Mullins Cup).....	University of Qld
First Grade Two Day Competition (The Cam Battersby Cup).....	Redlands
First Grade One-Day Competition (The John McKnoulty Cup).....	Wynnum Manly
First Grade Twenty20 Competition (The Tom Veivers Cup)	Sandgate Redcliffe
Second Grade (The Alan Pettigrew Shield).....	Western Suburbs
Second Grade One-Day Competition	Redlands
Second Grade Twenty20 Competition.....	University of Qld
Third Grade (The Norm McMahon Shield).....	Northern Suburbs
Fourth Grade (The Bob Spence Shield).....	Valley
Fifth Grade (The Roy Tanner Shield).....	Western Suburbs
Sixth Grade (The WEP Harris Shield).....	Valley (2)
C1 Sub Districts	Coorparoo
C2 Sub Districts	Moggill
Under 17 Grade Lord's Taverners	Northern Suburbs
Jodie Fields Shield.....	Sandgate Redcliffe
Sunday Legends Twenty20	Sandgate-Redcliffe

MINOR PREMIERS (Valley positions and points are also listed)

Grade	Minor Premiers	Points	VDCC Position	VDCC Points
First (The Damien Mullins Cup)	University of Qld	131.9	9 th	64.6
First (The Cam Battersby Cup)	University of Qld	105.9	9 th	51.7
First (The John McKnoulty Cup)	University of Qld	21.0	3 rd	7.0
First (The Tom Veivers Cup)	Western Suburbs	12.0	10 th	6.0
Second (Overall)	University of Qld	172.0	5 th	88.0
Second (Two Day Competition)	University of Qld	140.0	5 th	72.0
Second (One-Day Competition)	University of Qld	20.0	2 nd	12.0
Second (Twenty20)	Redlands	12.0	11 th	4.0
Third	Western Suburbs	110.0	5 th	79.0
Fourth	Redlands	101.0	4 th	87.0
Fifth	Redlands	107.0	2 nd	93.0
Sixth	Valley (2)	116.9	Valley (1) 3 rd	99.0
U17 LT North Zone	Northern Suburbs	52.0	4 th	28.0
Jodie Fields Shield	Sandgate Redcliffe	78.0	2 nd	55.0

CLUB CHAMPIONSHIP

Redlands	1932.30
Western Suburbs	1869.20
University of QLD	1864.00
Valley	1477.90
Northern Suburbs	1419.00
Toombul	1360.50
Sandgate – Redcliffe	1359.50
Gold Coast	1199.70
South Brisbane	1071.30
Wynnum – Manly	976.40
Sunshine Coast	572.10
Ipswich / Logan	438.20

HONOUR BOARD – 1897/98 to 2015/16

PATRON

1897-04 Sir SW Griffith
 1905-07 Sir PA Cooper
 1908-48 TC Beirne
 1949-59 PJ Conway
 1960-62 AJ Lynch
 1963-74 AC Dibdin OBE
 1975 KLM Mossop
 1976-97 JT Harten
 1997-99 FA Vidler
 1999- AR Border AO

PRESIDENT

1897-02 J McMaster
 1903-04 TC Beirne
 1905 BR Bale
 1906-07 TC Beirne
 1908-22 G Down
 1922-23 EG White
 1924-32 J Clark
 1933-42 EG White
 1943-48 PJ Conway
 1949-65 F Flynn
 1966-74 KLM Mossop
 1975-92 NT McMahan OAM
 1992-93 WG Chapman
 1993- RP Easton OAM

VICE-PRESIDENT

1998- GD Trivett
 1999- WG Chapman
 1999- KE Dudgeon

CHAIRMAN

1922-32 CL Mossop
 1933-36 LPD O'Connor
 1937-49 PJ Frawley
 1950-52 MH Mossop
 1953-62 KLM Mossop
 1963-74 NT McMahan OAM
 1975-87 UD Thorne
 1987-90 EL Graham
 1990-91 PE Davis
 1991-97 CG Murphy
 1997-09 JM Stoddart
 2009-12 PD Kent
 2012- PN Culpan

SECRETARY

1897 A Smith
 1898 GL Eves
 1899-00 JT Corrigan
 1901-02 PJ Maher
 1903-05 WF Kenny
 1906 JT Corrigan
 1907 DJ Corrigan
 1908 WB Hill
 1909 EG Manson
 1910 HN Panton/ OA Davenport
 1911 OA Davenport
 1914-15 BRF Shaw
 1921-24 FG Power
 1925-31 E Colwell
 1932-34 AJ Synott
 1935-43 CR Johnson
 1944-45 J Gannon
 1946-48 MH Mossop
 1949 VG Burris
 1950-61 NT McMahan OAM
 1962-92 RP Easton OAM

1992-95 JM Stoddart
 1995-96 CG Murphy
 1996-98 K N Hunt
 1998-09 JM Stoddart
 2009-11 CS Baldwin
 2011-12 PN Culpan
 2012- GW Mitchell

TREASURER

1897-04 BR Bale
 1905-06 WB Hill
 1907-08 WB Bruce
 1909 WB Hill
 1910-? CM Davis
 1921-22 AE Gillies
 1923-24 FG Power
 1925 E Colwell
 1926-28 T Chellingworth
 1929-35 VR Gray
 1936-39 BRD O'Connor
 1940 JS Scott
 1941 KLM Mossop
 1942-43 VF Thomas
 1944-60 AC Rogers OBE
 1961-72 DG Kirkman
 1973-82 FM Francke
 1982 GD Harvey
 1983-85 DG Kirkman
 1986-90 RG Perrett
 1990-96 RJM Crawford
 1996-98 BJ Irwin
 1998-07 MB Irwin
 2007-09 PD Kent
 2009-11 PN Culpan
 2011-13 MT Jones
 2013-14 PD Sherman
 2014- PN Culpan

ASSISTANT SECRETARY

1901 JT Corrigan
 1923-25 SW Ayres
 1925-26 T Chellingworth
 1948-50 KF Johnson
 1950-52 K Brady
 1952-53 C Duncan
 1960-62 GA Petrie
 1962-68 FA Vidler
 1968-72 WG Chapman
 1972-73 VW Holland
 1973-75 DC Meldrum
 1975-80 VW Holland
 1982-84 WG Chapman
 1984-85 MB Irwin
 1985-92 JM Stoddart
 1992-93 RA Cowles
 1994-99 DK Hickey
 2000-03 DW Moorhouse
 2004-10 JG Dellit
 2010-14 KG Tuite
 2014- JM Dascombe

LIFE MEMBERS

BR Bale
 T Byrne
 WB Bruce
 W Exton
 WB Hill
 PJ Maher
 BR Shaw
 1911 CA Arvier

1911 G Down (Snr)
 1923 JP Crowe
 1925 CL Mossop
 1927 LPD O'Connor
 1927 FA Short
 1929 E Colwell
 1934 Sir LO Wilson
 1936 R Woodruffe
 1937 EG White
 1938 VF Thomas
 1940 KLM Mossop
 1941 C Robinson
 1943 CR Johnson
 1944 PJ Frawley
 1945 HG Hunter
 1946 JS Scott
 1947 AB Mossop
 1949 MH Mossop
 1950 F Flynn
 1951 AC Rogers OBE
 1952 CR Richards
 1953 FJ Oberthur
 1956 NT McMahan OAM
 1957 CR Cuthbertson
 1958 JT Harten
 1959 FA Vidler
 1960 RM Levy
 1961 WE Nolan
 1962 RD Haupt
 1964 LS Jones
 1965 RP Easton OAM
 1966 C Hoy
 1967 DG Kirkman
 1969 CR Leggat
 1970 VW Holland
 1972 WG Chapman
 1973 UD Thorne
 1974 SJ Ryan
 1975 PW Muspratt
 1976 GE Baldwin
 1978 RJO Herring
 1979 KE Dudgeon
 1980 FM Francke
 1987 RG Perrett
 1988 GK Moore
 1991 RA Cowles
 1992 MB Irwin
 1993 JM Stoddart
 1995 CG Murphy
 1996 RJM Crawford
 1997 AB Henschell
 1998 DL Walker
 1999 GD Trivett
 2000 IJ Reeves OAM
 2001 DK Hickey
 2002 DA Connell
 2003 CF Kempnich
 2004 KG Tuite
 2005 ML Dudgeon
 2006 RK Retell
 2007 PD Kent
 2008 PN Culpan
 2010 SC Fitzgerald
 2011 GC Brown
 2012 MR Somerville
 2014 GW Mitchell
 2015 RAJ Anderson

PLAYING MEMBERS (SENIOR) – 2015/16

227 PLAYERS:

JP (James) Alexander	MJ (Mitchell) Farley	AC (Alexander) Lynch	PD (Peter) Sherman
SJ (Stuart) Allan	COM (Cameron) Farrell	NE (Neve) Lynch	ML (Michael) Shinnick
RAJ (Richard) Anderson	LW (Luke) Feldman	ON (Owen) Lynch	EN (Ethan) Sivijs
RJ (Reece) Andrews	BJ (Ben) Fitzgerald	PF (Peter) Lynch	CM (Cameron) Skinner
IG (Isaac) Bacon	MF (Michael) Frame	CJ (Calum) Mackay	C (Christopher) Smith
ST (Steven) Bacon	CA (Cameron) Francis	DJ (David) Mackie	JT (James) Spargo
B (Brendan) Badenhorst	MA (Matthew) Friend	JL (Jack) Magee	P (Phil) Spence
J (Jacques) Badenhorst	WA (William) Garske	BJ (Brittany) Madden	SA (Sofie) Stark
KE (Koopyr) Bailey	OS (Owen) Gilchrist	JA (Jason) Maddox	MT (Mark) Stekete
CS (Craig) Baldwin	RK (Raj) Gill	J (Jon) Malone	JM (Jonathan) Stoddart
AL (Adam) Ball	AJ (Andrew) Gode	DG (Don) Mander	MT (Mitchell) Stubbings
MD (Marc) Banvill	SJ (Steve) Gode	CG (Craig) McElligott	LA (Laine) Sunderland
PJ (Phil) Barry	JA (Jared) Godkin	MG (Matthew) McFadden	T (Tierney) Sunderland
HJ (Harrison) Beath	SP (Sebastian) Gowing	NM (Nick) McGill	AG (Odette) Tartak
JH (Jack) Beath	RS (Rebecca) Green	DP (Danni) McGuinness	ML (Matthew) Taylor
CB (Charlie) Best	SD (Stephen) Grummitt	KIR (Ken) McKay	AWC (Alexander) Thompson
JR (Jarvis) Black	MA (Mark) Gulliver	RR (Robb) McKenna	XL (Xavier) Thornton
MT (Martin) Blackman	WR (Wayne) Hamburger	BD (Brock) McLachlan	LJ (Lachlan) Tindall
JK (Jaydn) Bowe	AB (Aiden) Hardcastle	DP (Dylan) McLachlan	CJ (Callum) Tolhurst
JE (James) Boyd	NJ (Natalie) Harmer	LJ (Lachlan) McRae	SJ (Simon) Tolhurst
JA (Jessica) Bradley	MA (Mark) Harris	SA (Samuel) Metcalf	MJ (Michael) Toolis
MC (Murray) Bragg	SB (Stan) Harvey	BR (Blake) Micallef	KT (Kyle) Tuite
LC (Laurence) Bristow	HS (Hamish) Hastings	WR (William) Miller	DR (Darin) Turner
AJ (Anthony) Brown	BM (Benjamin) Hayter	GW (Grant) Mitchell	MP (Mitchell) Van Homrigh
GC (Gavin) Brown	SD (Sam) Heyward	JM (Jacob) Moloney	J (Jason) Voll
KC (Kaidyn) Brown	JJ (James) Hicks	DW (Dale) Moorhouse	JJ (James) Wallington
RA (Ryan) Brown	OS (Oscar) Higgins	DC (Dylan) Mullen	MG (Matthew) Walter
T (Tobyn) Burvill	SV (Sam) Higgins	ND (Nathan) Murray	LR (Leigh) Warner
LG (Lachlan) Busby	JS (James) Hine	CA (Cara) Musk	DA (Damon) Went
RG (Rory) Campbell	LC (Lisa) Hollis	JS (Joshua) Neill	OG (Oliver) West
GC (Greg) Carlson	AR (Anthony) Horgan	MJ (Michael) Niven	PD (Paul) West
LA (Lee) Carseldine	PM (Patrick) Horgan	SR (Scott) Niven	NM (Nicholas) Whip
KJ (Kyle) Coleman	JGF (Jacob) Horswill	MD (Mark) Norris	KA (Kylie) White
HJ (Harry) Collier	MM (McCauley) Hughes	JH (Jack) O'Brien	AL (Amanda) Whitehead
TM (Tim) Comino	MB (Mark) Irwin	JD (James) O'Connor	DM (Donal) Whyte
DJ (Daniel) Cook	ST (Stephen) Janes	MA (Maxwell) O'Hare	HG (Hayden) Whyte
AA (Adrian) Coolwell	MPW (Michael) Jeh	JP (Jack) O'Neill	JR (James) Whyte
JPH (Jake) Coolwell	CA (Connor) Jell	TS (Thomas) Pappalardo	JD (Jack) Wildermuth
JE (Jaime) Cope	AW (Aaron) Jell	ZT (Zeke) Pendergast	HP (Harry) Willmington
TJ (Thomas) Copley	RH (Robert) Jones	CD (Craig) Pereira	NJ (Nicole) Wills
LP (Luke) Corlis	TC (Trent) Jones	DM (Dean) Perkins	BT (Brett) Wilson
DW (David) Cottee	SS (Shane) Kabel	LG (Liam) Petersen	MJE (Michael) Wing
PW (Patrick) Cotter	CF (Clinton) Kempnich	MJ (Matthew) Petrie	AR (Andrew) Woodroffe
CR (Christina) Coulson	MJ (Matthew) Kennedy	LD (Lachlan) Pfeffer	CG (Callum) Zipf
SJ (Samuel) Cousar	BW (Brett) Kerr	MR (Mitchell) Pickford	
TM (Tom) Cramb	K (Kane) Kersnovske	AN (Andy) Pine	
SL (Sammy) Curtis	DM (David) Khan	LL (Lionel) Poustie	
AR (Aden) Dall'Osto	UT (Usman) Khawaja	AE (Ashwin) Raj	
MJ (Matthew) Dangerfield	LA (Lachlan) Kirk	CIF (Conor) Rees	
TP (Thomas) Dangerfield	SJ (Samuel) Kirk	FL (Fergus) Rees	
BM (Brett) Dascombe	CL (Christopher) Knight	HI (Hugo) Rees	
JM (Joshua) Dascombe	JA (Jonathan) Knight	SA (Stuart) Rees	
JH (Joseph) Dawes	CR (Charli) Knott	CJ (Christopher) Robinson	
LA (Leslie) Dawes	WP (Wes) Koskela	JT (Jake) Roseler	
GH (George) Dockrell	WJ (William) Kruij	BL (Brittany) Rosenthal	
BR (Bob) Donker	CJ (Christopher) Lanagan	NJ (Nick) Ryall	
AK (Anthony) Dudgeon	CJ (Caillan) Leader	MB (Martin) Ryan	
JW (Joshua) Durkin	CN (Christie) Lewis	MJ (Mia) Ryan	
J (James) Durkin	KPV (Kuyen) Lewis	BA (Brodie) Saw	
MJ (Mitchell) Elmes	AA (Adam) Lockhart-Krause	MG (Matthew) Shallcross	
NM (Nicholas) Ephraims	SR (Sam) Lowry	BP (Benjamin) Shannon	

EXECUTIVE SUMMARY

INTRODUCTION

The Executive is pleased to present this Annual Report and Financial Statement of the Valley District Cricket Club, for 2015/16.

This year we fielded a record of 123 teams, involving a massive 1,310 players registered with the club. We have had a very successful season both on and off the field with silverware in the cabinet, a record number of players participating and the club in a healthy financial position.

The list of volunteers that contributed this year was again long, as it must be to operate on such a large scale. To everyone, including the President, Vice Presidents, the Executive, the Committees, the captains, coaches, managers, scorers, canteen helpers & assistant ground staff, the value of your input is immeasurable. On behalf of everyone in the Valley family, I sincerely thank each and every one of you, as we would not have such a wonderful club without you all.

SENIORS

This year we had six teams make premierships semi finals, with three going on to contest the grand finals where we won two premierships. Congratulations to Bob Donker (4th Grade), and Jon Malone (6th Grade) who were the successful premierships winning skippers.

1st Grade had an up and down season, at times playing excellent match winning cricket, but fell short of this standard on other occasions. The team was ably assisted by Jim Shinnick as team manager and Pat Culpan as scorer, along with an increasing number of loyal supporters. It was fantastic to see 2nd Grade finish higher up the ladder than they have for many seasons with a number of future young prospects performing well.

This year saw former 1st Grader Peter Drinnen take the reigns as coach with the 1st Grade squad. Peter brings with him a wealth of experience at the top level having taken both the Netherlands and Scotland to limited overs World Cups. In a move to strengthen our coaching stocks, 2016/17 will see the addition of Brad "Spud" Murphy as assistant 1st Grade Coach/Lower Grade Coach and Harsha de Silva as Ladies Coach.

Each of the senior sides' captains and the selectors have again put everything into their roles. We are fortunate to have you involved and hope you all return next season. A special word of thanks once again to Mark Jones who once again took on the difficult role as chairman of selectors.

JUNIORS

The Executive sincerely thanks the Junior Management Committee for successfully organising 109 teams and 1083 players across grades from Under 8's to Under 17's. I have said it before, but somehow the JMC achieves what seems impossible each season with once again a massive increase in numbers. It is also pleasing to note the increasing number of young girls playing in the junior ranks.

Thanks to long serving member Clinton Kempnich for managing such a dedicated team this year, along with his efforts as the junior coaching director. Special thanks must also go to Martin Bell, who was worthy winner of the Frank & Noreen Vidler Memorial Trophy for his services to the club. Martin (and his family) has looked after the junior kit bags for a number of seasons now, a massive logistical exercise to have all the right

gear, right sizes, left and right hand available for each team at the start of the season and then collect at the end of the season.

Congratulations to the players, coaches and managers of the following Junior Premiership winning teams:

- U15 Green (half season)
- U14 White (half season)

Clinton Kempnich continued the very popular specialist coaching sessions for the players, as well as sessions to coach the coaches. Coaches and players from neighbouring junior cricket clubs have also been invited to some these sessions. This interaction between clubs has been very well received. In coming seasons we are hopeful that there will be an increased focus on specialist coaching for our junior players.

Once again, many Valley juniors were introduced to senior cricket during the season. The pathways program continues to be a remarkable success and is one of the reasons I feel our club is heading in the right direction with a bright future. This program helps make a young player's transition into the senior ranks more enjoyable and less intimidating.

Although not everyone can play 1st Grade, there is always room for young, enthusiastic club members throughout the grades and be part of the pride of the great Valley family.

GIRLS/WOMEN'S CRICKET

In the second year back in senior women's competition we managed to make the grand final of the Jodie Fields Shield, unfortunately going down to the strong Sandgate-Redcliffe side in the final. This was however a massive achievement by Christina Coulson and her team of players to make the final.

Thanks to outgoing coach Wayne Smith and a number of parents who were involved with the women's cricket committee. 2016/17 will see us take the next step entering a team in the 1st Grade women's competition. We welcome former Sri Lankan women's coach and Wynnum-Manly men's 1st grade coach in Harsha de Silva as our new women's coach.

In all we had 138 female players this season which is a great foundation to build on for future years.

CRICKET ACADEMY

With the arrival of 1st Grade Coach Peter Drinnen at the club it was decided to embark on establishing a cricket academy at the club. The reasoning behind this was twofold, firstly to provide additional high level coaching to many of our junior players, the second being the need to provide addition income stream to allow us to attract and retain coaches of such a high calibre. This first year was a great success and allowed us to channel some of the money back into training equipment.

GROUNDS, WICKETS & BUILDINGS

Thank you to Michael Dudgeon who once again looked after this portfolio to ensure our grounds, training facilities and buildings were to the highest of standards.

We were lucky enough to obtain a substantial grant from the State government to complete the next phase of our redevelopment. The new storage shed and three additional nets are a welcome addition to our fine training facilities.

Much thanks must go to Richard Anderson on his work in obtaining the grant, and to the State Government and our local member of parliament for the funding of these structures.

We once again are working with GPS Rugby to provide the best facilities we can. A big thanks to Grant Mitchell and Richard Anderson who are our liaison people working with the rugby club.

SOCIAL EVENTS & FUND-RAISING

Sponsorships are a major source of income that helps the club to further develop its facilities and coaching programs, so a very sincere thank you to all our wonderful sponsors, particularly our major sponsors: Keith Dudgeon & family of Keith Dudgeon Cricket Specialist; Brett Kerr of Auto Tender & UFleet; Rod Retell of Building Certification Group; Robert Bailey of The Ashgrove Spinal Centre; Mark Horswill of Ideal Locksmiths; Ron Daniels of Fitness 4U; John Norris of UV4x4; Tony Dudgeon of Tony Dudgeon Coaching School; Peter Mellor of Suncorp; Mike Holmberg of Boltbiz; Mick Macionis of Stepz Fitness Ashgrove; David Cottee of Cottee Real Estate; Marc Banvill of Aspect Wealth Advisers; Chris Smith of VISIS Private Wealth; Ben Neighbour of Midas Auto Service Ashgrove; Evan Bancroft of Konica Minolta; Mark Kitson of Ribs & Rumps; David Anderson of Recoverwise Physio & Pilates.

Many of our sponsors have been with us for a long time which makes their support all the more significant. The support of our sponsors should be greatly appreciated by all club members and we ask members to in turn support our sponsors' businesses as much as possible. Details of all sponsors can be found in our Sponsors' Directory on the inside of the back cover.

Thank you to Donna Meredith for once again supervising the canteen and to everyone who volunteered during the season by either cooking the BBQ, serving behind the counter or cleaning up afterwards. Every dollar earned through the canteen and our functions is one less dollar we need to raise from fees.

Trophy Night was again held at the Ashgrove Bowls Club, on Saturday 16th April 2016, and it was another memorable evening. Thanks to Grant Mitchell and Gavin Brown for organizing and running the event, with assistance from Pat Culpan for the statistics. Congratulations to all award winners.

CRICKET COMMITTEE

After many years as chair of this committee Grant Mitchell handed the reins over to former 1st Grade skipper Brett Neill. Brett brings a wealth of experience to this roll have played 1st Grade in Sydney, Adelaide and Brisbane. Thanks to the rest of the Cricket Committee once again managed much of the day to day running of our senior cricket program. Their advice and recommendations to the Executive regarding captaincies, coaching and player conduct were of the highest order.

VALLEY CRICKET OLD BOYS ASSOCIATION

Thank you to the Old Boys Association led by club president Peter Easton for the support you provide to the club and for creating an environment where past players can still be actively involved. For more news about this Association, please refer to the report on page 9.

OBITUARY

The club extends condolences to anyone who lost love ones during the past year.

It is with regret we note the passing of the following Old Boy:

Colin Edward Westaway: Born 27 August 1936 at Indooroopilly, died 5 October 2015 at Moggill. Played 11 "A" Grade games for the club in 1966/67 having previously played most of his cricket for Western Suburbs.

THE ANNUAL REPORT

Thank you to all involved in the production of this Annual Report, particularly to Pat Culpan for compiling statistics and records, to Jon Stoddart and Peter Kent for their compiling/editing of the report, and to David and Geoff Straker of Flash Printing for their assistance.

THE EXECUTIVE COMMITTEE

Thank you to all members of the Executive Committee for their efforts and support during the year. Their availability to discuss and resolve issues whenever they arise is much appreciated. Special thanks once again to our club secretary Grant Mitchell whose tireless daily input goes well beyond his secretariat role. Thanks also to life member and former club chairman Peter Kent for the work he does as bookkeeper for the club to take much of the pressure off the Treasurer.

MEETINGS

The Executive Committee met 12 times during the year after the Annual General Meeting of 10th August 2015, as did the Junior Management Committee.

Allan Border continues to serve the game as a Board Member of Queensland Cricket.

Jon Stoddart and Peter Sherman were the Club's delegates to Queensland Cricket's General Meetings and Annual General Meeting.

Mark Irwin was a member of the Queensland Sub Districts Cricket Association Management Committee.

Steve Farley was on the committee of the Brisbane North Junior Cricket Association.

Jon Malone and Alf Pappalardo were our delegates to the Brisbane North Junior Cricket Association's meetings.

IN CLOSING

Finally, thank you once again to our Office Bearers, Committee Members, sponsors, coaches, managers, selectors, captains, scorers, grounds and canteen helpers, and all volunteers for their efforts and support throughout the year. Your contributions are absolutely vital to the running of the club and are greatly appreciated.

A special thank you to the families and partners of our tireless workers not only for putting up with the extraordinary amount of time these workers spend on club matters, but in many cases assisting yourself in ensuring the largest cricket club in Australia (and possibly the world) continues to grow from strength to strength and keep youth busy in sport.

On behalf of the Executive Committee, I have pleasure in presenting our 116th Annual Report and Financial Statement.

Pat Culpan
Executive Chairman

LIFE MEMBERSHIP - RICHARD ANDERSON

At the Annual General Meeting of 10 August 2015, Richard Anderson was awarded Life Membership, the highest honour our club can bestow upon a member or supporter.

Richard joined the club in 1984-85 and has played a total of 248 premierships matches including 62 in 1st grade and 142 in 2nd grade, taking a total 567 wickets in all grades at an average of 20.40 with best figures of 8 for 9 against Easts in 1988/89 (of which half the runs were no-balls).

With the willow in hand he has had 195 innings for the club with 96 not outs (maybe a club record if we had one for not outs). Peter Easton Oval was the venue for his highest score of 67 following a late call up to 1st Grade game after a player was injured in the warm up. A highlight of this innings was when he drove Andrew Symonds (one of the highest ranked all-rounders in world cricket at the time) back over his head for four.

More rewarding to him than personal achievements, Richard has won premierships for the club in 1st Grade (1994/95), captained 2nd Grade to win away at University (2003/04) and 3rd Grade in (2005/06 and 2007/08), with a couple of Sunday Legends premierships tacked onto the end of those.

However significant Richards playing statistics are, it is his voluntary work for the club that has resulted in this nomination.

He has been a member of our Executive since 2010/11, a member of the Cricket Committee for 6 years from 2008/9 to 2013/14, a member of the Grading Committee for 3 years and Chairman of Selectors for 2 years.

Most recently he has held the Grants/Project Officer portfolio on the Executive Committee, where he excelled by winning the club funding for both our new groundsman's shed and our current redevelopment of the old groundsman's shed into new nets and a storage facility.

Not only did he win the funds for those projects, he has also project-managed them on our behalf, ensuring a great outcome for the club and members for many years to come. On top of this he has also spent numerous hours working with our co-tenants to protect our interest and continue improving our facilities.

Richard has served the club with great distinction and so it was with great pleasure that the Executive Committee, members and supporters honoured him with Life Membership at the 2015 AGM. Many of Richard's closest friends are part of this great club and all in attendance warmly thanked and congratulated him on the night.

Grant Mitchell
Honorary Secretary



Richard Anderson bowling in a Sunday Legends game vs University of QLD at Ashgrove

VALLEY CRICKET OLD BOYS ASSOCIATION

The Valley Cricket Old Boys Association (VCOBA) was formed in 2010/11 and has two main aims:

1. To re-establish communications, friendships and gatherings of old boys, friends and supporters of the Valley District Cricket Club family.
2. To support the Valley District Cricket Club in whatever ways it can, including financial support, to help secure its future and further develop the club's facilities and coaching and development programs.

Office Bearers were Peter Easton (President), Ivan Board (Secretary), Gill Chapman, Keith Dudgeon, Geoff Trivett, Col Cooke, Mike Weir, Noel King, Kev Logan and Chris Lanagan. Thanks to these members who were all past players for continuing their interest in and support of Valley Cricket.

Some of the significant ways we have assisted the club since our inception are listed below:

Travel assistance - Australian Schoolboys (James Hicks)	\$ 1,000
Travel assistance - Australian Schoolboys (Jack Beath)	\$ 1,000
Playing shirts	\$ 250
Gator 4x2 Workmate Buggy for groundsman	\$ 2,500
Storage shelving for Junior teams kit bags	\$ 2,193
Bola bowling machine	\$ 2,655
Field signage and commemorative engraved plaques	<u>\$ 1,200</u>
	<u>\$12,798</u>
Funds currently available	\$10,633

We have tried various events such as Golf Days, Barefoot Bowls, President's At Home Days, with little support. We appreciate past players and supporters now have other life commitments, but are sure that most still retain an interest in Valley Cricket. With this in mind we will limit functions to one or two President's At Home Days, but invite Old Boys to all club functions.

The following fees will apply next season (2016/17):

- \$50.00 Base Membership
Which includes:
Regular club newsletter
Invitation to all club functions and matches
Copy of Annual Report (if requested)

- \$100.00 Other Membership
Which includes the above, plus:
Choice of a club clothing item (eg. Shirt or Cap)
Luncheon ticket to President's Home Days

These fees are predominantly aimed at supporting the club, however we have maintained something in return for your membership. For \$1 to \$2 per week you can be an active supporter of Australia's largest cricket club. This season we had 1,083 Junior players and 227 Senior players for a total of 1,310 players. We now have a Ladies second grade team and a total of 138 Senior & Junior ladies included in the above numbers.

Old Boys Association memberships dipped slightly this season and in an effort to increase our numbers we are considering a part time "Membership Secretary". This person's main roles will be to increase membership, enter everyone's details into the MyCricket website and to ensure the regular club newsletter reaches all Old Boys.

We then plan to introduce Valley Blue Pages, which will be an online list of all Valley business people so club members can support our club business owner network. We hope to issue a card to every financial club member which will entitle them to discounts when presented to our business network.

Old Boys memberships are available not only to past players, but also to supporters, player parents and grandparents.

A reminder that our Under 8's and Under 9's play on Friday nights under lights and it really is a sight to see. Some 19 or 20 matches are played on mini ovals with all players in full whites and Valley caps on their heads. This is the club's future and we encourage you to come down, have a pizza, steak burger and a cold drink to personally see what your support is helping the club to achieve.

The Old Boys wish all players and supporters a successful and enjoyable 2016/17 season.

For further membership enquiries, please contact Peter Easton on 07 3355 3044, or Ivan Board on 07 3300 3654.

Peter Easton (President)



Peter Easton, Keith Dudgeon, Geoff Trivett & Gill Chapman at a VDCC Presidents Home Day

COACHING REPORTS

FIRST GRADE SQUAD COACHING REPORT

I would like to start by saying how pleased I am to be back at the club. I have many fond memories from my time at the club as a player, as a junior coach and then as a Premiership winning coach back in 1996/97. The club has been extremely good to me over the years and I am delighted to be back involved.

Some things may have changed but certainly not the spirit and pride within the club. The support for the senior squad from the administration is as strong as ever and certainly valued by myself and all involved. My first task was to familiarise myself with the squad and the challenges that lie ahead. The squad has had good success in recent years and I would certainly like to help them achieve more.

The preparation phase went well with the camp at the coast allowing me time to get to know the players whilst they tackled some solid work. There was little doubt in my mind we had a squad that had the skill, ability and balance that could do well in all formats in both grades. Ultimately though given the state representation we had within our ranks, we were going to have to perform well when our state players were available and equally importantly when they weren't. This would really ask questions of our depth. It is exciting to have these players within our ranks as they bring so much to our environment but we have to ensure our next bunch are well prepared and ready to perform at the next level. I believe this is one of our key tasks moving forward.

In first grade the early part of the season saw mixed performances with several players, in particular Andrew Gode performing well with both bat and ball though as a collective bunch we didn't produce the consistent performances that would bring us the desired results. The 50 over competition is a very short one, arguably too short to filter out the best teams in this format. Our first fixture was a well fought battle against University, losing in the last over. Early season wins are important to get some momentum going and the first weekend was not the start we were looking for, with another 6 wicket loss on the Sunday to Wests.

One of the early season highlights was Usman Khawaja's 201 NO against Toombul in the third 50 over match. Particularly pleasing was watching the partnership develop between one of our promising young players, Jack Beath and our current Test player. Special opportunity for Jack and from a spectator's point of view, it will be hard to find a better knock at any level than what Usman produced against Toombul. We finished off the one-day competition with a strong win against Ipswich.

We didn't get away to the start we wanted in the 2 Day competition either, with a loss against University. We came back quickly with a strong win against Ipswich, Josh Dascombe outstanding with the ball claiming 6 wickets. This was an important win given Valleys are renowned for starting this form of the game slowly.

Unfortunately we couldn't keep the wins coming and it wasn't until round 9 we managed more points with a solid outright win against Redlands, the team that went on to win the Premiership.

Round 10 saw the start of the T20 competition. Unfortunately this was heavily rain affected and out of 4 matches that were to be played over the weekend only one was completed, with Sunshine Coast proving too strong on the day. Disappointingly, this tournament turned out to be a non-event due to the weather.

Post-Christmas we had some work to do, though one win would see us not too far away. Unfortunately missed chances in the field haunted us all season and particularly in our match against the Gold Coast, resulting in a loss that made finals cricket look some distance away. We had mixed results on our run home and the areas that we need to look at closely next season are our consistency with the bat, our fielding and in particular our ability to perform when our state players are unavailable.

Second grade also struggled for consistency throughout the season. Their run home was strong though, with 3 wins giving them an outside chance of finals cricket. The weather intervened, leaving the side just short on the points required to be playing the following weekend. Massive thanks must go to Steve Gode for his contribution with this side on Saturdays and to the whole squad during the week.

A significant positive from this season is the exposure of another young cricketer in Josh Neill to the top grade. His development will be enhanced through this exposure and there is no doubt we are looking for young Jack Beath, our State U19 Captain to step forward further. He showed his skill and ability in several innings this season and I have little doubt we will see more from Jack. The progress of Jack Wildermuth this season needs to be noted as he has performed well at the next level, which shows he has what it takes to go all the way. We have immense potential in the club with players like Mullen, McLachlan, McElligott, Knight brothers, Lynch, Wing just to name a few. These guys have the ability and I have little doubt that if they put in the work, they will take their games to the next level and strengthen the club's depth.

I must say a massive thank you to Brett Neill for his contribution throughout the season and also to captains Andrew Gode and Jacques Badenhorst for their efforts. Andrew in particular has been a tremendous support for myself and led this team from the front. He has had an outstanding season with bat, ball and with his leadership.

Finally to the squad, thank you for your efforts, your commitment and your friendship throughout this season. It is valued and appreciated and I am thoroughly looking forward to next season.

Peter Drinnen
First Grade Squad Coach

LOWER GRADES COACHING REPORT

Valley District Cricket Club has again shown its strength in lower grade cricket. Premiership success was celebrated by our 4th Grade team (4th regular season) and the 6th (2) Grade team (Minor Premiers). Both sides had convincing victories and overcame difficult conditions to achieve grand final glory.

Our other teams also had successful seasons:

3 rd Grade	Finished 5 th
5 th Grade	Finished 2 nd (Lost Semi)
6 th (1) Grade	Finished 3 rd (Lost Semi)
C1 Subbies	Minor Premiers (Lost Final)
C2 Subbies	Minor Premiers (Lost Semi)

Attendances at training were exceptional this season, creating a great vibe and club spirit amongst players of all ages and abilities. This made for highly competitive training drills, which all players benefit from greatly. It's great that all teams from 1st Grade down are practicing the same drills and working towards strengthening all facets of fielding.

During the season we introduced the ladies team to our general fielding training and hopefully both men and women enjoyed the sessions and got something out of them. Krausy and I had a great time running drills with the ladies and the commitment the ladies put into each drill was great to see. I'd like to give a huge thanks to Adam Lockhart Krause, Matt Walter and Shane Kabel for helping out with the fielding drills throughout the season.

Thanks to Clinton Kempnich for your valued assistance in the nets with both batting and bowling. Your coaching and advice is appreciated by all. Special thanks also to Mark Jones for taking on the net captain role again. It's not easy making sure everyone gets equal time in the nets, but Jonesy has done a great job over the past few years.

2016-17 should be an exciting year with the arrival of Brad "Spud" Murphy as VDCC new Lower Grade Coach. Spud has vast experience in all levels of cricket from Club to State level to IPL, so I have no doubt Spud will introduce new and exciting sessions to bring the best out of all players.

I've had a great time over the past couple of years looking after the lower grades and have taken great pleasure in seeing talented youth find their way to the top grades in our club.

Congratulations to all teams this year and I wish you all the best for the coming season.

Brownny

Gavin Brown
Lower Grade Club Coach



Brad "Spud" Murphy & Gavin Brown

UNDER 17 L/T GRADE COACHING REPORT

This will be remembered as a roller coaster season of epic proportions. We showed that when we were on song, we were easily the most dominant side in the competition, but just two really poor sessions cost us a chance to compete for the finals. However as they say in every defeat there is a lesson to be learned, so the group came to learn just how costly a couple of lacklustre sessions can be.

We did have a great time representing the Diehards and a true sense of what it means to pull on the creams for Valley has been engendered in this group of young men, who are the future of our club.

Thank you to the following who represented the Tav's this Year. Kuyen Lewis, who skippered the team, Dylan McLachlan, Don Whyte, Ashwin Raj, Jared Godkin, Dan Cook, Callum Tolhurst, Harry Willmington, Tom Pappalardo, Ethan Sivijs, Rory Campbell, Jacob Horswill, Adam Ball, Will Garske, Blake Micallef, Matt Thomas, Hayden Whyte, Callum Zipf, Nick Whip and Paddy Cotter.

We had some very consistent performers who contributed regularly. Don Whyte with 22 wickets at an economy rate of 1.9 and a strike rate of 17 was the overall competition's highest wicket taker. Ashwin Raj with 15 Wickets with an economy rate of 2.1 and a strike rate of 23 was very consistent and also contributed as an opening bat. Kuyen Lewis with 276 runs at an average of 69 had an outstanding season, as did Dylan McLachlan with 179 runs at an average of 36.

Game 1 was against University at University. This was touted to be one of our toughest match ups. We bowled first and in what turned out to be the spell of the season, Don Whyte ripped the heart out of the Uni batting, returning 7/12 in a devastating spell. Jared Godkin cleaned up the rest with 2/32. Uni managed to cobble together 109.

Small totals are often tricky and this proved to be the case. At the end of play on the first day Valley were precariously poised at 5-47. Unfortunately we were unable to prevail and ended way short, 79 all out with Harry Willmington contributing a brave 27. This would prove to be a costly loss.

In Game 2 we showed what we were capable of, albeit against a weakened Toombul side. At home we won the toss and batted beautifully, ending up 3/305 declared. Kuyen Lewis made a fantastic 121 no., Ashwin Raj 49, Callum Tolhurst 43, Dylan McLachlan 37 and Dan Cook 34. Toombul were bowled out for 93 (Jared Godkin 2/8, Ashwin Raj, 2/13, Don Whyte 2/20, Harry Willmington 2/25). They were then bowled out again for 64, Ashwin taking 7/12 to give him 9 for the match and Jared 2/11. With a much needed outright our season was back on track.

Game 3 was against Sandgate on Peter Easton and promised to be a much tougher match than the previous game. However we proved that last result was no fluke and dominated the encounter from the outset. We won the toss again and batted. The openers saw off a lively opening attack and then we set about making an imposing total. We declared at 8/327, with Dylan McLachlan making an entertaining 97 and falling just short of a well deserved ton. Kuyen made another 90, Dan Cook 51, Callum Tollhurst made an important 24 opening.

Don Whyte had a fiery opening spell again which saw him remove Sandgate's top order to return figures of 3/19. Ashwin then drove home the advantage with another great display of spin bowling to finish with 4/26. Sandgate all out for 115. We then had 2 hours left to try and dismiss Sandgate again, but they threw down the anchors and ended the day on 2/42. Another convincing win.

Game 4 against Norths was the crucial match for finals contention. Norths were unbeaten thus far but Valleys had a much better aggregate, so a win would put us on top. We arrived at Norths and they had prepared the "road" that we have come to expect at Norths. We subsequently loss the toss and toiled hard on a flat wicket. Patience was the order of the day and the team did extremely well to restrict Norths to a modest total of 167. Don Whyte came to the party again with 5/39. Blake Micallef bowled really well to return 2/17 and Ashwin again contributed with 2/52. We had a short spell to bat on day 1 and lost early wickets to be 2 down at the close of play.

Week two was a different prospect as stormy conditions threatened to end the game. In vastly different conditions to week one we were on and off the field at regular intervals whilst trying to reach what was now a competitive total. This was the second session in our season that we lost our way. We did not play the conditions as well as we could and some indiscipline led to the loss of some key wickets. Having said that Kuyen made a patient 38 and in a very mature innings in the face of a very boisterous Norths side, Tom Pappalardo made a very patient 28 no.

Unfortunately we fell 27 runs short to be dismissed for 140. Special mention of Blake Micallef and Tom Pappalardo, who as the two youngest members of the team this day, showed some real steel in difficult conditions. Unfortunately this loss put paid to our hopes of achieving a finals berth.

Game 5 saw us host the Sunny Coast in a one day game. With some of the older team members away it was a chance for us to let some of the up and coming younger players gain some Taverners experience. Valley batted first and managed a modest total of 9/128. Dylan got a start making 31, Nick Whip made a great 30* and Kuyen again contributing with 27. Don was again on song taking 3/13 and Rory Campbell returned 2/25. However Sunny Coast had better intent on the day and with some strong hitting power in the shed they overhauled our score relatively easily to finish 6/129.

So our bitter sweet season came to an end. Some convincing performances and some less than convincing ones when the heat was on. But all in all everyone had something to take away from the season. The older players, if they haven't already will integrate into the senior ranks, much wiser. The younger guys will be back as seasoned Taverners next year and be the nucleus of our team.

At this point I would like to thank the mercurial Dave Walker, who has yet again been the mainstay of Taverners at Valleys as manager. Dave has been doing this for a long time now and his sage advice and knowledge is invaluable to the young men who play in these teams.

So with the "every ball every session" mantra of the great Brett Neill ringing in our ears, we look to next season with renewed vigour and an appetite to dominate.

Thank you all for a great season.

Jim Whyte
Under 17 Lord's Taverners Grade Coach

WOMEN'S SECOND GRADE COACHING REPORT

The 2015/16 season was the second year of the revitalised Valleys Women's Cricket team.

Having finished a close third, behind Gold Coast and Sandgate in the 2014/15 season, the team was keen to keep the momentum going.

We started the campaign well and by Round 8 were second on the table having lost only Round 3 to Sandgate, the reigning Premiers.

We had attracted a number of talented young newcomers to the team, including Jessica Bradley, Natalie Harmer, Charlie Knott and Laine Sunderland.

These players joined another QLD U15 rep, Neve Lynch, to form a quality core of talented youth to complement the senior players, like Christie Coulson, Cara Musk and Christie Lewis.

Shortly before and after the Christmas break the team was seriously affected through injuries to key players which depleted our stocks and made the task of securing the second spot on the table very difficult.

Thankfully, we were fortunate to secure the talents of Becky Green and Kylie White to return some stability and talent to the side.

The team's efforts paid off and we finished second on the table securing a chance to face last year's runners-up, Gold Coast in the Semi-Final.

The Semi-final was tough. After holding Gold Coast to 4/126 off 35 overs, Valleys took a hard fought win with 5/130 off 33 overs.

Young Charlie Knott 22 and Kylie White 30 got us off to a great start with an opening stand of 69.

Another young gun, Jessica Bradley made 29 not out and the experienced Cara Musk saw us home.

This meant a Final against last year's Premiers and currently undefeated leaders of the competition Sandgate, at Allan Border field. The first Women's Final for a Valleys team in 13 years.

Valleys batted first and were 6/141 off 35 overs with good contributions from Christie Lewis 37no, Kylie White 35 and Christie Coulson 23.

Sandgate then ran the total down in 30 overs finishing 2/142.

The team performed brilliantly and although defeated on the day, they were by no means disgraced.

The standout performer in the Grand Final was young Laine Sunderland with a brilliant bowling performance in a beaten side of 7 overs, 2 maidens, none for 14.

Given the instability in the team from early in the season, through injury and rep duties, it was a remarkable season performance and one which every player on the team should be very proud.

Wayne Smith
Women's Second Grade Coach



Our Jodie Fields Shield team from the Grand Final

FINANCIAL REPORTS & STATEMENTS

TREASURER'S REPORT

Our great club continues to operate in a financially stable environment. Our Operating Profit for the year of approximately \$40,000 and our net working capital increase of \$20,000 can be largely attributed to your Executive, Junior Management Committee and other sub committees' keeping a rein on expenditure whilst ensuring the club generates good revenue.

Thanks must go to Cricket Australia and Queensland Cricket for their funding of grass root cricket, without their \$70,000 received this year the club would not be in the position it currently is. Player fees only makeup 61% of our operating revenue, so to keep fees down it is imperative we maintain our funding from other sources.

Whilst this sounds like a large amount of money to be holding, much of it is earmarked for capital expenditure to be spent on our playing facilities at Yoku Road and additional nets/ playing facilities for juniors at schools and grounds nearby. There are not many grants that can be obtained nowadays without having cash reserves for our own co-payment.

Please remember you club works due to tireless work by volunteers, so any help you can give to raise income, or reduce expenditure will always be looked on favourably. In addition there are always the few players who are high maintenance on the volunteers chasing up fees, so please pay your fees on time and honour any commitments made or communicate if there are any underlying issues.

Special thanks must go to Richard Anderson & Bob Donker for their tireless work on Grants and Projects, Jo O'Neill as treasurer of our JMC and to Jon Stoddart chasing sponsorship amongst his many other roles.

Many thanks again to club legend Peter Kent who continues to look after our books and pay accounts and make my job much easier. So to Super, thanks heaps champ. A big thank you also to the whole JMC, my fellow Executive members, other volunteers and our many sponsors who contribute to Keeping Youth Busy in Sport.

Pat Culpan
Honorary Treasurer

INDEPENDENT AUDITOR'S REPORT **TO THE MEMBERS OF** **VALLEY DISTRICT CRICKET CLUB INC.**

Scope

We have audited the Balance Sheet and Income & Expenditure Statement of the Valley District Cricket Club Inc for the year ended 30 April 2016.

The Office Bearers are responsible for the preparation and presentation of the Balance Sheet and Income & Expenditure Statement and the information contained therein. I have conducted an independent audit of the Balance Sheet and Income & Expenditure Statement in order to express an opinion on it to the members of the Valley District Cricket Club.

Our audit has been conducted in accordance with Australian Auditing Standards to provide reasonable assurance as to whether the Balance Sheet and Income & Expenditure Statement are free of material misstatement.

Our procedures included examination, on a test basis, of evidence supporting the amounts in the Balance Sheet and Income & Expenditure Statement and the evaluation of accounting policies and significant accounting estimates. These procedures have been undertaken to form an opinion as to whether, in all material respects, the Balance Sheet and Income & Expenditure Statement present a view which is consistent with our understanding of the financial position and the results of the operations of the Valley District Cricket Club.

The audit opinion expressed in this report has been formed on the above basis.

Qualification

It is not possible to establish control over donations, subscriptions and fund raising income prior to their entry into the accounting records, nor is it practical for me to ensure that all such income has been received and recorded. Our audit relating to donations, subscriptions, and fund raising income was therefore limited to the amounts recorded in the financial statements.

Qualified Audit Opinion

In our opinion, except for the effect, if any, on the Balance Sheet and Income & Expenditure Statement of the matter referred to in the qualification paragraph, the Balance Sheet and Income & Expenditure Statement presents fairly the financial position of the Valley District Cricket Club as at the 30 April 2016 and the results of its operations for the year then ended.

Russell Maddock CPA
Irwin & Associates Pty

VALLEY DISTRICT CRICKET CLUB INC.

PROFIT & LOSS STATEMENT FOR THE YEAR ENDED 30 APRIL 2016

2015			2016
\$	Income		\$
	CA/QCA Funding		
57,319.24	ACA/CA/QCA Funding	70,337.86	
3,633.70	CA/QCA Raffles	690.89	
816.66	QCA Lord Taverner's Sponsorship	416.66	
500.00	Kookaburra Sponsorship Royalties	500.00	
<u>62,269.60</u>			71,945.41
	Match Fees & Subscriptions		
62,754.52	Seniors	61,831.54	
205,072.93	Juniors	235,388.22	
<u>267,827.45</u>			297,219.76
	Canteen		
51,309.03	Sales	63,999.42	
10,853.63	Club Social Functions	2,764.46	
	Less: Cost of Sales		
(46,878.20)	Canteen Stock & Expenses	(58,383.85)	
<u>15,284.46</u>			8,380.03
	Other Income		
37,890.02	Sponsorships	39,895.08	
1,018.18	Donations	454.55	
3,522.58	VDCC Old Boys Association	2,904.42	
1,331.82	Ground & Clubhouse Hire	1,672.73	
4,178.25	Bank Interest	4,855.54	
0.00	Cricket Academy	34,370.58	
885.08	Art Unions & Raffles	635.46	
3,086.38	Merchandise Sales	4,802.24	
19,723.72	Grass Cutting	19,945.93	
<u>71,636.03</u>			109,536.53
<u>417,017.54</u>	Total Income		<u>487,081.73</u>
	Expenses		
	Fees & Charges		
660.00	Queensland Cricket Assoc.	1,920.00	
8,730.00	Qld Sub Districts Cricket Assoc.	4,882.00	
22,966.41	Brisbane North Junior Cricket Assoc.	26,885.91	
(7,486.78)	Warehouse Cricket Association	940.69	
0.00	South East Qld Junior Cricket Assoc.	100.00	
<u>24,869.63</u>			34,728.60
	Cricket Equipment & Players Expenses		
23,188.75	Cricket Ball Expenses	27,945.69	
13,178.43	Cricket Equipment Expenses	25,057.98	
1,509.82	Scorebooks	2,049.26	
15,470.91	Coaching - Seniors	39,591.39	
3,130.70	Coaching - Juniors	18,316.20	
0.00	Coaching - Academy	30,629.95	
5,969.03	Trophy Night - Seniors	3,928.83	
3,499.09	Trophy Day - Juniors	4,235.54	
11,687.22	Annual Report	11,592.54	
9,009.00	Photographs	0.00	
490.00	First Aid & Security	858.09	
32,178.67	Club Shirts, Caps & Merchandise	47,237.33	
<u>119,311.62</u>			211,442.80

PTO for further EXPENSES

2015		2016
\$	EXPENSES (continued)	\$
	Grounds & Building Expenses	
41,172.48	Ground Maintenance	98,541.53
55,707.60	Groundsman - Wages	9,622.25
5,274.21	Groundsman - Superannuation	1,153.30
978.25	Workers Compensation	64.85
12,396.21	Council Rates & Lease Charges	6,156.95
7,953.90	Machinery Repairs & Maintenance	10,497.37
5,330.00	Ground Hire Expense	3,200.00
8,172.13	Building Maintenance/Cleaning	5,899.50
2,715.86	Waste Disposal	3,683.29
7,201.93	Insurance	6,864.09
<u>146,902.57</u>		<u>145,683.13</u>
	Administration Expenses	
2,413.61	Telephone	1,819.15
670.28	Stationery	366.50
1,421.13	Bank Charges	6,913.48
13,000.00	Honoraria	4,000.00
16,825.00	Administrators	19,540.00
520.20	Government Charges & Fees	45.41
431.94	Postage & Shipping	480.56
2,368.33	Club Functions & Meetings	2,418.53
1,164.00	Advertising	1,229.88
58.73	Gas	678.47
7,666.68	Electricity	12,748.39
318.09	Computer & Website Expenses	762.89
2,285.65	Audit & Bookkeeping Expenses	1,409.12
<u>49,143.64</u>		<u>52,412.38</u>
340,227.46	Total Operating Expenses	444,266.91
<u>76,790.08</u>	Operating Surplus / (Deficit)	<u>42,814.82</u>
	Depreciation & Amortisation	
17,978.82	Depreciation	15,567.67
39,117.78	Amortisation	45,328.46
1,237.32	Loss (Profit) on Disposal of Assets	202.74
<u>58,333.92</u>		<u>61,098.87</u>
<u>398,561.38</u>	Total Expenses	<u>505,365.78</u>
<u>18,456.16</u>	Profit (Loss) Before Abnormal Income	<u>(18,284.05)</u>
	Abnormal Income	
10,000.00	Grants	107,451.00
0.00	Prior Year Adjustments (GST/Super)	5,868.44
<u>28,456.16</u>	Net Surplus / (Deficit)	<u>95,035.39</u>

VALLEY DISTRICT CRICKET CLUB INC.
BALANCE SHEET AS AT 30 APRIL 2016

2015		2016
\$		\$
	Current Assets	
	Cash on Hand	
765.86	Suncorp Cheque Account	18,035.99
128,227.60	Suncorp - VDCC Special Projects A/c	143,571.60
0.00	Suncorp - Cash Card Account	2,000.00
155.80	AustPost Load&Go Card	0.00
<u>129,149.26</u>	Total Cash on Hand	<u>163,607.59</u>
16,947.10	Stock	14,504.23
21,467.54	Sundry Debtors	<u>2,835.00</u>
		<u>17,339.23</u>
<u>167,563.90</u>	Total Current Assets	<u>180,946.82</u>
	Current Liabilities	
8,777.25	Trade Creditors	2,501.11
4,561.17	Other Creditors	205.34
4,406.66	Net GST Obligation	<u>1,753.20</u>
<u>17,745.08</u>	Total Current Liabilities	<u>4,459.65</u>
149,818.82	Working Capital	176,487.17
	Non-Current Assets	
	Buildings & Improvements	
3,176.84	Roller Shed at cost	3,176.84
136,222.27	Groundsman's 6-Bay Shed at cost	136,222.27
94,882.49	Pavilion (Peter Easton Oval)	94,882.49
149,568.15	Improvements at cost	150,560.68
(137,078.96)	Amortisation - Shed & Improvements	<u>(146,041.79)</u>
<u>246,770.79</u>	Total Buildings & Improvements	238,800.49
	Plant, Machinery & Equipment	
235,539.64	Plant, Machinery & Equipment	252,924.16
(173,488.99)	Accum. Deprec. - Plant, Machinery & Equip.	<u>(186,595.40)</u>
<u>62,050.65</u>	Total Plant & Equipment	66,328.76
	Grounds	
409,821.88	Ground Redevelopment (at cost)	409,821.88
16,423.05	Field Lighting Project (at cost)	16,423.05
125,243.58	Nets Refurbishment 07/08 (at cost)	125,243.58
9,474.36	New Nets/Old Groundsman's Shed (at cost)	117,653.17
(199,503.39)	Amortisation - Grounds	<u>(235,869.02)</u>
<u>361,459.48</u>	Total Grounds	<u>433,272.66</u>
<u>670,280.92</u>	Total Non-Current Assets	<u>738,401.91</u>
	Non-Current Liabilities	
5,374.55	Vidler Memorial Trophy Trust	<u>5,128.50</u>
<u>5,374.55</u>	Total Non-Current Liabilities	<u>5,128.50</u>
<u>814,725.19</u>	Net Assets	<u>909,760.58</u>
	Accumulated Funds	
786,269.03	Balance 1 May 2015	814,725.19
<u>28,456.16</u>	Current Year Surplus / (Deficit)	<u>95,035.39</u>
<u>814,725.19</u>	Total Accumulated Funds	<u>909,760.58</u>

TROPHIES & AWARDS

Keith Dudgeon Sports Goods Trophy - First Grade Champion:

Andrew Gode – 28 wickets, 466 runs, 11 catches: 28.48 points

The club has a number of wonderful sponsors and to recognise their support the club conducted two lucky draws at Trophy Night – for our MAJOR and CLUB sponsors – for prizes of \$500 per draw. Each sponsor was drawn a First Grade player. The sponsors who drew the First Grade Champion, won the \$500 prize. The winning sponsors were:

MAJOR – Ron Daniels (Fitness 4 U)

CLUB – Marc Banvill (Aspect Wealth Advisers)

Gill Chapman Trophy - First Grade Squad Encouragement Award:

Josh Neill

Geoff Trivett Trophy - 1st/2nd Grade Limited Over Champion:

Owen Lynch – 100 runs, 8 wickets, 4 catches: 7.40 points

A.C. Dibdin Trophy for the Lower Grades Club Champion:

Martin Blackman – 640 runs, 29 wickets, 3 catches: 31.70 points

Peter Easton Trophy for the Foremost Under 18 Grade Player:

Donal Whyte - 17 runs, 39 and 5 catches

Ladies Champion Player:

Christina Coulson - 311 runs, 26 wickets, 1 catch: 20.33 points

Ken Mossop Memorial Trophy for Most Runs in all Premiership Grades:

Martin Blackman - 640 runs in 4th, 5th & 6th Grade

Norm McMahon Memorial Trophy for Most Wickets in all Premiership Grades:

Jamie Alexander – 51 wickets in C1 Sub Districts

Ray Heaps Trophy for the Highest Score in all Grades:

Martin Blackman – 234* v Western Suburbs in 6th Grade

C.R. Thorne Memorial Trophy for Highest Partnership all Grades:

Martin Blackman & Koopyr Bailey – 353* runs v Wests in 6th Grade

Doug Thorne Memorial Trophy for the Best Bowling Performance in all Grades:

Donal Whyte – 7/12 v University of QLD in U/17 Lord's Taverners

Ashwin Raj – 7/12 v Toombul in U/17 Lord's Taverners

Doug Murphy Memorial Trophy for the Most Dismissals by a Wicket Keeper:

Reece Andrews - 21 catches, 3 stumpings, 24 dismissals (2nd & 3rd Grade)

W. Leggat Memorial Trophies for the Most Catches by a Fieldsman:

Ryan Brown - 23 in 6th Grade & C1 Sub Districts

Player of the Final Awards:

4th Grade: Alex Thompson

6th Grade (2): Kaidyn Brown

C1 Sub Districts: Zeke Pendergast

Jodie Fields Shield: Laine Sunderland

Frank Flynn Memorial Trophies:

Awarded to special club members who provided outstanding service and great club spirit: **Steve Gode**

Col Hoy Memorial Encouragement Award Trophies:

Col Hoy was one of Valley's most well-known and popular members. Col played 267 games for the club, from 1939 to 1987. He also had a successful umpiring career which included standing in the famous 1960/61 Tied Test at The Gabba between Australia and the West Indies, and in World Series Cricket in the late 70's. These trophies are presented in recognition of the performances, potential and good attitude of these young players:

Blake Micallef, Callum Zipf, Ben Fitzgerald, Tom Pappalardo, Charli Knott, James Wallington, Koopyr Bailey, Laine Sunderland

Frank & Noreen Vidler Memorial Trophy:

This important trophy is awarded to the person who has made the most significant contribution in relation to junior or youth cricket during the season. The person could be a coach, player, administrator, committee member, mentor or volunteer, provided that person is involved in junior cricket at the club.

This season's winner of the Frank and Noreen Vidler Memorial Trophy is **Martin Bell**.

Martin has been with the club Junior Management Committee for 4 years and during this time has been our equipment coordinator. With over 1000 players this is herculean task. Martin has streamlined and made this a very efficient system of stocking, distributing and returning kit bags for the junior teams. The hours he has put into this task are too many to calculate. Well done to Martin and also to his amazing and supportive family. Your efforts are so important and immensely appreciated.

Averages Trophies:

Qualification Rules: (Semi-Finals and Finals are included)

Batting: Senior Grades: Minimum 7 innings and 200 runs

U/17 Lord's Taverners: Minimum 4 innings, or two thirds of most number of innings, and 100 runs

Bowling: Senior Grades: Minimum 65 overs and 15 wickets

U/17 Lord's Taverners: Minimum 30 overs and 6 wickets

1st Grade Batting: Andrew Gode - 466 runs @ 42.36

1st Grade Bowling: Matt Petrie - 21 wickets @ 18.05

2nd Grade Batting: Cameron Farrell - 514 runs @ 64.25

2nd Grade Bowling: Chris Knight - 16 wickets @ 14.88

3rd Grade Batting: Laurie Bristow - 222 runs @ 31.71

3rd Grade Bowling: Mitch Stubbings - 21 wickets @ 20.38

4th Grade Batting: Alex Thompson - 557 runs @ 39.79

4th Grade Bowling: Nick Ephraims - 33 wickets @ 13.64

5th Grade Batting: Mitchell Elmes - 252 runs @ 36.00

5th Grade Bowling: Harry Collier - 17 wickets @ 15.59

6th (1) Grade Batting: James Hicks - 214 runs @ 35.67

6th (1) Grade Bowling: Clinton Kempnich - 22 wickets @ 10.09

6th (2) Grade Batting: Ryan Brown - 279 runs @ 25.36

6th (2) Grade Bowling: Callum Zipf - 25 wickets @ 6.88

C1 Sub Districts Batting: Patrick Horgan - 504 runs @ 56.00

C1 Sub Districts Bowling: Greg Carlson - 38 wickets @ 5.68

C2 Sub Districts Batting: Scott Niven - 367 runs @ 40.78

C2 Sub Districts Bowling: Stuart Allan - 18 wickets @ 16.11

U/17 Grade Batting: Kuyen Lewis - 287 runs @ 57.40

U/17 Grade Bowling: Donal Whyte - 24 wickets @ 6.00

Warehouse Half Season Batting: William Miller - 106 runs @ 26.50

Warehouse Half Season Bowling: Matt Dangerfield - 7 wickets @ 21.71

Jodie Fields Batting: Cara Musk - 216 runs @ 36.00

Jodie Fields Bowling: Natalie Harmer - 18 wickets @ 6.44

Legend's Most Valuable Player: Chris Lanagan

PLAYER CAREER MILESTONE CERTIFICATES

ALL GRADES – PREMIERSHIP MATCHES

RUNS

9000 Runs

Les Dawes

5000 Runs

Michael Shinnick

Martin Blackman

Peter Lynch

3000 Runs

Shane Kabel

Bob Donker

James O'Connor

1000 Runs

Cameron Farrell

Anthony Horgan

Kuyen Lewis

James Boyd

Laurence Bristow

Brock McLachlan

Joshua Neill

Caillan Leader

Nicholas Ryall

Oliver West

WICKETS

200 Wickets

James Alexander

Andrew Gode

Shane Kabel

100 Wickets

Nicholas Ephraims

Luke Feldman

Mitchell Stubbings

Trent Jones

Jake Coolwell

Alexander Lynch

Mitchell Elmes

DISMISSALS

100 Catches/Stumpings

Kyle Tuite

MATCHES

300 Matches

Les Dawes

250 Matches

Richard Anderson

150 Matches

Bob Jones

Martin Blackman

Craig Baldwin

100 Matches

BT Wilson

JK Bowe

SD Grummitt

1st Grade

100 Wickets

Luke Feldman



Michael Shinnick celebrating a fantastic century. His 2nd 50 came from only 12 balls, including eight 6's.

REPRESENTATIVE PLAYERS

QUEENSLAND	UT (Usman) Khawaja LW (Luke) Feldman JD (Jack) Wildermuth MT (Mark) Steketee
-------------------	---

CRICKET AUSTRALIA NATIONAL CHAMPIONSHIPS

QUEENSLAND UNDER 19 BOYS 2015/16	Jack Beath (C)
CRICKET AUSTRALIA XI UNDER 19 BOYS 2015/16	Dylan Mullen
QUEENSLAND UNDER 15 GIRLS 2015/16	Neve Lynch, Charli Knott, Jessica Bradley

IMPARJA CUP INDIGENOUS NATIONAL CHAMPIONSHIPS

QUEENSLAND 2015/16	Jake Coolwell
--------------------	---------------

QUEENSLAND CRICKET AVERAGES AWARDS (All Clubs)

QCA AVERAGE AWARD QUALIFICATIONS

Batting	200 runs and a total number of innings which is the lesser of 9 or two thirds of the greatest number of innings commenced by any player of his Club in that Grade
Bowling	20 wickets and a minimum of 510 balls in the Grade
Note	Queensland Cricket averages do not include Semi-Finals and Finals

Congratulations to the following Valley place-getters:

Grade	Category	Player	Average	Place
First Grade	Bowling (2 day)	AJ (Andrew) Gode	23.50	8th
Second Grade	Batting	CO (Cameron) Farrell	64.25	1st
Fourth Grade	Batting	AWC (Alex) Thompson	41.00	3rd
Fourth Grade	Bowling	NM (Nicholas) Ephraims	13.46	2nd
Sixth Grade	Batting	ML (Michael) Shinnick	33.70	5th
Sixth Grade	Bowling	BR (Blake) Micallef	9.90	1st
Under 17 LT	Batting	KP (Kuyen) Lewis	57.40	2nd
Under 17 LT	Batting	DP (Dylan) McLachlan	42.00	3rd
Under 17 LT	Bowling	DM (Donal) Whyte	6.00	1st
Under 17 LT	Bowling	AE (Ashwin) Raj	8.71	3rd
Women's Second Grade	Batting	CR (Charli) Knott	26.33	4th
Women's Second Grade	Batting	CR (Christina) Coulsen	26.18	5th
Women's Second Grade	Bowling	CR (Christina) Coulsen	8.16	1st
Women's Second Grade	Bowling	CA (Cara) Musk	13.36	3rd

QUEENSLAND CRICKET OTHER AWARDS (All Clubs)

Congratulations to the following Valley place-getters:

Grade	Category	Player	Performance	Place
First Grade	Leading Run Scorer (2 day)	AJ (Andrew) Gode	621 runs	6th
First Grade	Leading Wicket Taker (2 day)	AJ (Andrew) Gode	28 wickets	Equal 6th
First Grade	Leading Wicket Taker (T20)	JM (Josh) Dascombe	3 wickets	Equal 3rd
First Grade	Best Bowling	JM (Josh) Dascombe	6 wickets for 30 runs	9th
First Grade	Most Dismissals (2 day)	LD (Lachlan) Pfeffer	18 catches & 2 stumping	6th
Fourth Grade	Leading Run Scorer	AWC (Alex) Thompson	451 runs	1st
Sixth Grade	Highest Score	MT (Martin) Blackman	234* runs	1st
Under 17 LT	Leading Wicket Taker	DM (Donal) Whyte	22 wickets	1st
Women's Second Grade	Leading Wicket Taker	CR (Christina) Coulson	25 wickets	1st

QUEENSLAND CRICKET SPIRIT OF CRICKET AWARD

In a move to encourage all clubs to promote fair play and respect for all involved in the game, the 2003/04 season saw the introduction of the SPIRIT OF CRICKET AWARD. Teams are awarded points, from 3 down to minus 1, by the umpires at the end of each game, based on the following guidelines:

1. Captain's acceptance of their responsibility of their players' behaviour as required under the Laws of Cricket.
2. A team's adherence to the principles of the Spirit of the Game (including respect for team-mates, opponents and umpires).
3. Acceptance of umpires' decisions.

Congratulations to all Valley teams and captains who did the right thing by the game of cricket during the season. Valley has always endeavoured to play the game in the right spirit – hard but fair – and long may VDCC players and teams continue to play according to this motto.

MEN'S COMPETITIONS

Club	Points
Toombul	178.64
Western Suburbs	177.67
Sandgate-Redcliffe	176.58
Redlands	176.44
University of QLD	175.93
Northern Suburbs	167.77
Valley	166.92
Wynnum-Manly	162.62
South Brisbane	158.26
Gold Coast*	121.50
Ipswich-Logan*	99.70
Sunshine Coast*	82.00

WOMEN'S COMPETITIONS

Club	Points
Sandgate-Redcliffe	82.42
Western Suburbs	80.52
University of QLD	76.67
Gold Coast	75.00
Sunshine Coast	40.71
Valley*	38.43

* These clubs do not have teams in all Grades.

Where a club has more than one team in a Grade, the average of the two teams contributes to the overall total.



Presentation Day for our Under 8, Under 9 and Under 10 age groups.

PETER BURGE MEDAL POINTS

The final points, listed below, were awarded on a 3-2-1 basis by the umpires for each day of play of every First Grade game (except finals).

Player	Club	Points	Player	Club	Points	Player	Club	Points
Truloff, Sam J	Western Suburbs	43	Michael, Andrew J	University of QLD	12	Hope-Shackley, Liam	Redlands	6
Walter, Scott	University of QLD	41	Labuschagne, Marnus	Redlands	12	Simmers, Michael J	Sandgate-Redcliffe	6
Gode, Andrew J	Valley	39	Collins, Patrick	Western Suburbs	12	Davis, Michael P	Toombul	6
Foster, Matthew	Western Suburbs	35	Davis, Ben	University of QLD	12	Northeast, Sam A	Sunshine Coast	6
Neser, Michael G	Gold Coast	33	Arnold, Joshua	Gold Coast	12	Benadie, Robbie	South Brisbane	6
Trask, Cameron T	Wynnum-Manly	31	Petrie, Matthew J	Valley	12	Doran, Daniel J	Gold Coast	5
Henderson, Joshua	Redlands	30	Atkinson, Anthony	Western Suburbs	12	Hopes, James R	Northern Suburbs	5
Floros, Jason	Wynnum-Manly	30	Dascombe, Joshua M	Valley	11	Gale, Matthew	Northern Suburbs	5
Renouf, Ashley	Sunshine Coast	30	Howse, Sam J	Toombul	11	Heazlett, Sam	Redlands	4
Philipson, Michael M	University of QLD	27	Lunt, Liam	South Brisbane	10	Chinn, Julian	University of QLD	4
Nash, Brendan P	Toombul	27	Paulsen, Steven J	Western Suburbs	10	Rowley, Thomas	Toombul	4
Stevens, Nick	Gold Coast	27	Maher, Blake E	Sunshine Coast	10	Tazelaar, Andrew D	Western Suburbs	4
Sale, Nicholas	Northern Suburbs	26	Floros, Matt	Wynnum – Manly	9	Lester, Finlay J	Wynnum-Manly	4
Milenko, Simon	Redlands	26	Khawaja, Usman T	Valley	9	Broad, Ryan A	Wynnum-Manly	4
Sabburg, Christopher J	Western Suburbs	26	Martel, Drew A	South Brisbane	9	Peterson, Emmanuel	South Brisbane	4
Bazley, James J	Sunshine Coast	26	Hauritz, Nathan M	Northern Suburbs	9	Renshaw, Matthew T	Toombul	4
Lynn, Christopher A	Toombul	24	Boyce, Cameron J	Toombul	9	Wildermuth, Jack D	Valley	4
Batticcio, Glen C	Sandgate-Redcliffe	24	Hartley, Christopher D	University of QLD	9	Dunn, Matthew	Ipswich / Logan	3
Gannon, Cameron J	Northern Suburbs	24	Granger, Michael L	Gold Coast	9	Mullen, Dylan C	Valley	3
Heise, Steven	Sunshine Coast	24	Thomson, Samuel J	Toombul	9	Yabsley, Samuel D	South Brisbane	3
Robinson, Andrew	Gold Coast	22	Keune, Zac J	Sandgate-Redcliffe	9	McDermott, Alister	Wynnum-Manly	3
Mabb, Adam J	Sandgate-Redcliffe	22	Webster, Jack	Wynnum-Manly	9	Reardon, Nathan J	University of QLD	3
Forrest, Peter J	University of QLD	21	Johnston, Wade A	Sandgate-Redcliffe	9	McDonald, Ronan H	Toombul	3
Street, Bryce E	Sandgate-Redcliffe	21	Thompson, Lachlan A	Sandgate-Redcliffe	8	Swepson, Mitchell J	Sandgate-Redcliffe	3
Leloux, Ryan N	Redlands	21	Weatherhead, Mitchell J	Ipswich / Logan	8	Worth, Aiden S	Sandgate-Redcliffe	3
Herdman, Michael R	Redlands	20	Gardiner, Samuel T	Sunshine Coast	8	Kay, Ryan D	Sandgate-Redcliffe	3
Nottle, Stephen M	Northern Suburbs	20	Winton, Harry	Toombul	7	Hurford, Nicholas	Redlands	3
Lutter, Sean	Ipswich / Logan	19	Wilson, Daniel P	Ipswich / Logan	6	Jones, Grayson	Wynnum-Manly	3
De Giusti, Nicholas	Ipswich / Logan	18	Hargreaves, Jack	Gold Coast	6	Stimpson, Jon S	Redlands	3
Narracott, Michael J	South Brisbane	18	Aspin, Lloyd J	Sandgate-Redcliffe	6	Healy, Tom	Northern Suburbs	3
Kuhnemann, Matthew	Gold Coast	18	Paulsen, Geoffrey J	Ipswich / Logan	6	McDonald, Stuart	Toombul	3
Cutting, Benjamin J	South Brisbane	18	Bischoff, Nickolas	South Brisbane	6	Peirson, James J	Redlands	3
White, Preston	Toombul	15	Jain, Aryan	South Brisbane	6	Brammer, Michael M	South Brisbane	3
Henry, Scott O	University of QLD	15	Rabnott, Nathan D	Wynnum-Manly	6	Moller, Greg	Redlands	2
Hempfrey, Charlie	Toombul	15	Potbury, Brent	Ipswich / Logan	6	Francis, Cameron A	Valley	2
Wilson, Anthony G	Ipswich / Logan	14	Wallis, Damian L	Gold Coast	6	Skennar, Graeme I	Northern Suburbs	2
Selman, Nicholas	Sunshine Coast	14	Moss, Steven R	Redlands	6	Prowse, William J	Wynnum-Manly	2
Doggett, Brendan	Western Suburbs	13	Feldman, Luke W	Valley	6	Finnimore, Sean P	Wynnum-Manly	2
Fry, Mitchell R	University of QLD	13	Prestwidge, Jack A	Northern Suburbs	6	Bryant, Max A	Gold Coast	1
Patel, Parth A	Northern Suburbs	12	Stanlake, Billy	Gold Coast	6	Rowley, Samuel	Toombul	1
Beath, Jack H	Valley	12	Thompson, Mark P	Toombul	6			

PETER BURGE MEDAL WINNERS

1990/91	Andrew Hammelmann (Souths) & Bob McGhee (Toombul)
1991/92	Peter Clifford (Toombul)
1992/93	Andrew Courtice (University of QLD)
1993/94	Adam Dale (Wynnum-Manly)
1994/95	Dominic Ovenden (N), Peter Skuse (T) & Scott Prestwidge (W-M)
1995/96	Adam Dale (Wynnum-Manly)
1996/97	Jeff Pfaff (Gold Coast)
1997/98	Paul Argent (Souths)
1998/99	Mick Miller (Norths)
1999/00	Brendan Creevey (Sandgate-Redcliffe)
2000/01	Dale Turner (Souths)
2001/02	Greg Rowell (Wests)
2002/03	Aaron Nye (Wests)

2003/04	Nathan Rimmington (Sandgate-Redcliffe)
2004/05	Derek Tate (Toombul)
2005/06	Ben Laughlin (Wynnum-Manly)
2006/07	Aaron Nye (Wests)
2007/08	Glen Batticcio (Sandgate-Redcliffe)
2008/09	Craig Phillipson (University of QLD)
2009/10	Chris Lynn (Toombul)
2010/11	Nick Fitzpatrick (Sunshine Coast)
2011/12	Brian May (Souths)
2012/13	Brad Ipson (Gold Coast)
2013/14	Simon Milenko (Redlands)
2014/15	Scott Walter (University of QLD)
2015/16	Sam Truloff (Western Suburbs)

HONOUR BOARD - 2015/16

TOP 10 TABLES

First – Sixth Grades, C1 & C2 Sub Districts Grades, & Under 17 Lord's Taverners Grade
(Not including performances in some One Day & T20 Competitions such as in First Grade, Over 40's Grade & Sunday Legends)

TOP 10 RUN-SCORERS

	Player	Total
1	MT Blackman	640
2	AWC Thompson	565
3	COM Farrell	552
4	AR Horgan	535
5	PM Horgan	504
6	LD Pfeffer	482
7	AJ Gode	466
8	MJ Toolis	451
9	SJ Cousar	428
10	MJ Niven	405

TOP 10 WICKET-TAKERS

	Player	Total
1	JP Alexander	51
2	DM Whyte	39
3	GJ Carlson	38
4	NM Ephraims	37
5	AR Horgan	34
6	AE Raj	30
	DJ Mackie	30
	KC Brown	30
9	MT Blackman	29
10	CIF Rees	28
	AJ Gode	28

TOP 10 FIELDING DISMISSALS (including 'keepers)

	Player	Catches	Stumpings	Total
1	LD Pfeffer	23	2	25
2	RJ Andrews	21	3	24
	DP McLachlan	22	2	24
4	RA Brown	23	-	23
5	J Badenhorst	17	-	17
	JK Bowe	16	1	17
7	BR Donker	16	-	16
8	TS Pappalardo	14	1	15
	BA Saw	13	2	15
	KT Tuite	13	2	15

TOP 10 FIRST GRADE CHAMPION POINT SCORERS

	Player	Points
1	AJ Gode	28.48
2	LD Pfeffer	22.16
3	LW Feldman	13.54
4	JM Dascombe	13.03
5	JH Beath	11.91
6	MJ Petrie	10.53
7	AA Lockhart-Krause	7.53
8	UT Khawaja	6.03
9	JD Wildermuth	5.96
10	SS Kabel	5.91

TOP 10 CLUB* CHAMPION POINT SCORERS

	Player	Points
1	MT Blackman	31.70
2	AR Horgan	31.45
3	JP Alexander	27.24
4	RA Brown	23.33
5	KC Brown	22.59
6	GJ Carlson	22.07
7	NM Ephraims	21.34
8	PM Horgan	20.82
9	AWC Thompson	20.55
10	AE Raj	19.14

* not including First Grade

(Points system for the above two tables: .03/run, .40/wicket, .30/catch, .40/stumping)

OUTSTANDING PERFORMANCE TABLES

CENTURY SCORERS

	Player	Score	Grade	Opponents
1	MT Blackman	234*	6th (1)	Western Suburbs
2	UT Khawaja	201*	1st	Toombul
3	RA Brown	133*	6th (2)	University of QLD
4	KP Lewis	121*	U17 LT	Toombul
5	MJ Toolis	117	4th	South Brisbane
6	MJ Toolis	116*	5th	Western Suburbs
7	AJ Gode	116	1st	South Brisbane
	AWC Thompson	116	4th	Western Suburbs
9	CO Farrell	113	2nd	Redlands
10	AJ Gode	112*	1st	Redlands
11	NJ Ryall	107	5th	Northern Suburbs
12	CG McElligott	105	2nd	Ipswich-Logan
13	MJ Elmes	104	5th	South Brisbane
14	GC Brown	103	6th (2)	South Brisbane
15	KE Bailey	102*	6th (1)	Western Suburbs
16	MT Blackman	101*	6th (1)	University of QLD
17	ML Shinnick	101	6th (1)	University of QLD
18	CO Farrell	100*	2nd	Wynnum-Manly

CENTURY PARTNERSHIPS

	Players	Runs	Wicket	Grade	Opponents
1	MT Blackman & KE Bailey	353* (R)	3rd	6th	Western Suburbs
2	UT Khawaja & JH Beath	204	2nd	1st	Toombul
3	KPV Lewis & DP Mclachlan	161	3rd	U17 LT	Sandgate-Redcliffe
4	RA Brown & JK Bowe	143 (R)	4th	6th	University of QLD
5	MJ Toolis & SJ Cousar	135	1st	4th	South Brisbane
	T Burvill & BD Mclachlan	135	1st	3rd	Ipswich/Logan
7	DW Moorhouse & JE Boyd	130 (R)	8th	C2	Stafford
8	KPV Lewis & DJ Cook	127*	4th	U17 LT	Toombul
9	SJ Cousar & CJ Leader	112	3rd	5th	Western Suburbs
10	MJ Elmes & TC Jones	111	1st	5th	South Brisbane
11	FL Rees & ML Shinnick	108	7th	6th	Redlands
12	LD Pfeffer & JH Beath	104	2nd	1st	Ipswich-Logan
13	MT Blackman & ML Shinnick	103*	6th	6th	University of QLD
14	DJ Cook & JJ Hicks	102	2nd	6th	Sandgate-Redcliffe
15	AE Raj & CJ Tolhurst	100	1st	U17 LT	Toombul
	GC Brown & KC Brown	100	6th	6th	South Brisbane

(R) = Record * = Unbroken Partnership



Marty Blackman & Koopyr Bailey following their unbroken, record breaking partnership across all grades for any wicket of 353*.

6 WICKETS OR MORE IN AN INNINGS

	Player	Figures	Grade	Opponents
1	DM Whyte	7-12	U17 LT	University of QLD
	AE Raj	7-12	U17 LT	Toombul
3	NM Ephraims	7-20	4th	Sandgate-Redcliffe
4	CL Knight	7-21	2nd	Sunshine Coast
5	NM Ephraims	7-63	4th	Redlands
6	DC Mullen	7-87	2nd	Toombul
7	AN Pine	7-89	5th	Redlands
8	TC Jones	6-11	5th	Northern Suburbs
9	LJ McRae	6-15	5th	Northern Suburbs
10	JP Alexander	6-17	C1	South Brisbane
11	GJ Carlson	6-20	C1	Logan City
12	AR Horgan	6-21	C1	Wolston Park
13	MT Blackman	6-24	5th	Wynnum-Manly
14	JM Dascombe	6-30	1st	Ipswich-Logan
15	JP Alexander	6-55	C1	Taringa

10 WICKETS OR MORE IN A MATCH

	Player	Figures	Grade	Opponents
1	GJ Carlson	10-35	C1	Logan City
2	MJ Petrie	10-46	1st	Redlands
3	AR Horgan	10-48	C1	Wolston Park

5 WICKETS OR MORE IN AN INNINGS

	Player	Figures	Grade	Opponents
1	ON Lynch	5-1	2nd	Ipswich-Logan
2	JE Boyd	5-6	C2	Kenmore
3	MJ Petrie	5-17	1st	Redlands
4	JJ Hicks	5-19	6th	University of QLD
5	RA Brown	5-22	6th	Redlands
	BR Micallef	5-22	6th	University of QLD
7	JP Alexander	5-23	C1	Wolston Park
8	MJ Petrie	5-29	1st	Redlands
9	AJ Gode	5-37	1st	Toombul
	CIF Rees	5-37	6th	Toombul
11	DM Whyte	5-39	U17 LT	Northern Suburbs
12	CJ Robinson	5-46	6th (2)	Valley 6th (1)
13	LA Kirk	5-48	5th	Western Suburbs
14	AJ Gode	5-50	1st	University of QLD
15	TM Cramb	5-52	3rd	Wynnum-Manly
16	MT Stubbings	5-57	3rd	South Brisbane
17	HJ Beath	5-60	4th	University of QLD
18	AJ Gode	5-66	1st	Northern Suburbs



Blake Micallef being congratulated by Gavin Brown after taking his first 5-wicket haul for VDCC. 5-22 for 6th Grade vs University of QLD.

SCORES OF 50 TO 99

Player	Score	Grade	Opponents
DP McLachlan	97	U17 LT	Sandgate-Redcliffe
AR Horgan	97	C1	Taringa
AWC Thompson	96	4th	Western Suburbs
JA Knight	95	2nd	Ipswich-Logan
CL Knight	95	2nd	Northern Suburbs
SR Niven	95	C2	Kenmore
COM Farrell	93	2nd	Ipswich-Logan
J Durkin	93	Warehouse	Toombul
JH Beath	92	1st	Ipswich-Logan
BR Donker	92	4th	University of QLD
AR Horgan	91*	C1	Southside Cobras
NJ Ryall	91	4th	Toombul
BD McLachlan	91	3rd	Ipswich-Logan
T Burvill	90	3rd	Redlands
LD Pfeffer	90	1st	Northern Suburbs
SJ Cousar	90	5th	Western Suburbs
KPV Lewis	90	U17 LT	Sandgate-Redcliffe
MJ Niven	89	C2	Western Suburbs
AR Dall 'Osto	89	C2	Bracken Ridge
SS Kabel	88	2nd	Toombul
AR Horgan	87	C1	Logan City
JA Knight	86	2nd	University of QLD
LD Pfeffer	86	1st	Sandgate-Redcliffe
PM Horgan	85*	C2	Taringa
MT Blackman	85	4th	Redlands
JH Beath	82	1st	Toombul
DM Perkins	82	Warehouse	Sandgate-Redcliffe
JH Beath	79	1st	Gold Coast
XL Thornton	78*	4th	Western Suburbs
COM Farrell	77	2nd	Sandgate-Redcliffe
BD McLachlan	77	3rd	Gold Coast
DA Went	75*	C2	Kenmore
SP Gowing	75*	C2	Western Suburbs
AJ Gode	75	1st	Ipswich-Logan
ON Lynch	75	2nd	University of QLD
JM Dascombe	75	1st	South Brisbane
ML Shinnick	75	6th	Redlands
MT Blackman	74*	5th	Wynnum-Manly
MJ Niven	74	C2	Bracken Ridge
DP McLachlan	73	U17 LT	Ipswich-Logan
OG West	72	3rd	South Brisbane
J Durkin	71	Warehouse	Sandgate-Redcliffe
DW Moorhouse	70	C2	Stafford
JJ Hicks	69*	6th	Northern Suburbs
RJ Andrews	69	3rd	Gold Coast
ON Lynch	68	2nd	Ipswich-Logan
TC Jones	68	5th	South Brisbane

Player	Score	Grade	Opponents
LD Pfeffer	67	1st	Ipswich-Logan
CJ Leader	67	5th	Redlands
LA Kirk	67	5th	South Brisbane
SR Niven	66*	C2	Wynnum-Manly
PM Horgan	66	C2	Ashgrove
SJ Cousar	65	4th	South Brisbane
JJ Hicks	64	6th	Sandgate-Redcliffe
CJ Tolhurst	63	6th	Sandgate-Redcliffe
PM Horgan	62	C2	Ashgrove
CS Baldwin	62	C1	South Brisbane
ML Taylor	61*	6th	Redlands
LA Dawes	61*	C1	South Brisbane
DA Went	61	C2	Moggill
PM Horgan	60*	C2	Logan City
SR Lowry	60	2nd	Ipswich-Logan
PJ Barry	59	4th	University of QLD
COM Farrell	58*	2nd	Gold Coast
JGF Horswill	58	5th	University of QLD
J Badenhorst	57	2nd	Northern Suburbs
WP Koskela	57	3rd	University of QLD
LA Kirk	56*	5th	Western Suburbs
FL Rees	56*	6th	Redlands
ZT Pendergast	56*	C1	Southside Cobras
AW Jones	56	4th	Toombul
AW Jones	56	4th	Gold Coast
JM Moloney	56	C2	Moggill
WR Miller	55*	Warehouse	Sandgate-Redcliffe
CG McElligott	55	2nd	Sunshine Coast
JK Bowe	54	6th	University of QLD
LD Pfeffer	53	1st	University of QLD
SJ Cousar	53	5th	University of QLD
LJ Tindall	52*	4th	South Brisbane
AWC Thompson	52	4th	Northern Suburbs
ML Taylor	52	6th	Toombul
BT Wilson	51*	6th	South Brisbane
DJ Cook	51*	U17 LT	Sandgate-Redcliffe
SS Kabel	51	2nd	South Brisbane
CJ Leader	51	5th	Western Suburbs
CM Skinner	51	5th	Western Suburbs
LD Pfeffer	50	1st	Wynnum-Manly
BR Donker	50	4th	Western Suburbs
OG West	50	4th	Wynnum-Manly
LA Kirk	50	5th	Redlands
KC Brown	50	6th	South Brisbane
MG McFadden	50	6th	Western Suburbs
MJ Niven	50	C2	Park Ridge

TEAM & PLAYER STATISTICS, & CAPTAIN'S REPORTS

FIRST GRADE PREMIERSHIP – The Damien Mullins Cup

University of QLD	131.9
Western Suburbs	111.0
Redlands	106.5
Toombul	105.7
Gold Coast	96.9
Sandgate Redcliffe	86.9
Sunshine Coast	80.0
Northern Suburbs	67.0
Valley	64.6
South Brisbane	62.9
Wynnum Manly	46.0
Ipswich / Logan	42.0

First Grade Captain's Report: Andrew Gode

Frustration is one word to describe the 1st Grade 2015/16 season.

With the recruitment of quick bowler Mark Steketee, our State Squad representation grew to 4 along with other QAS and state under age players. However this was not enough to achieve the high goals that the playing group had set themselves at the start of the season.

With new coach Peter Drinnen taking the reins from Schoey, the squad had high expectations going into round one.

The first weekend of play was a double header of one day cricket against University and Wests. We went in at full strength with an asterisk - our main bowling weapons of Feldman, Steketee and Wildermuth were only allowed to bowl a whopping 26 overs of their combined allocation of 60 for the weekend (we had to get used to this quite quickly).

Nevertheless we won the toss and batted first on a good wicket. 10 minutes later we were 3/1 with Khawaja, Beath and Gode back in the sheds. Nice start. We scraped our way to 190 with a nice 80 from Jack. Unfortunately we weren't able to hold on and Uni ran us down with 4 balls to go. Another tight loss the next day to Wests effectively ended our one day hopes, as well as set the tone for the rest of the year.

Regardless of the relative disappointments, there were lots of highlights throughout the year:

- Khawaji's 200 in the first 2-day game made batting look absurdly easy.
- I managed to jag a cheeky Hat Trick in the same game – Jacques's catch at 2nd slip was a blinder as well as Fox's Crocodile Dundee catch for the third one.
- Debuts for Joshy Neill, Dockers, Stekkers and Sam Lowry.
- Peets' wizardry claiming 10 for the match in a great outright win against Redlands. The only balls they were good enough to lay bat on, they nicked.
- Dashy's maiden 1st Grade 5/fa.

A few thank-you's. Thanks to Jimbo and Lynny, Pete and Helen as well as the Kabellis and the Francis' for your continued support throughout the season. Jimbo when you get back, can you sort out that bus for us? Thanks to the coaches Drinno, Neilly, Mitchy and my old man for their contributions this year. And finally a big thanks to the legend PC who continues to dazzle us with his mastery of all things VDCC.

Looking forward to a great year.

Go Valleys!

Gingus



Opening pair Lachlan Pfeffer & Josh Neill.

FIRST GRADE 2- DAY PREMIERSHIP STATISTICS (The Cam Battersby Cup)

University of QLD	105.9
Redlands	95.5
Western Suburbs	86.0
Toombul	83.7
Gold Coast	76.0
Sunshine Coast	70.0
Sandgate Redcliffe	64.9
South Brisbane	51.9
Valley	51.7
Northern Suburbs	40.0
Ipswich / Logan	34.0
Wynnum Manly	23.0

Premiership:	9th
Matches Played:	11: Won Outright 1, Won 1st innings 3, Lost 1st innings 6, Lost Outright 1
Records:	Nil

First Grade Batting

Player	Matches	Innings	Not Outs	Best Score	100s	50s	Runs	Average	Catches/ Stumpings
LD Pfeffer	11	14	1	90	-	5	482	37.08	23/2
AJ Gode	11	14	3	116	2	1	466	42.36	11/-
JH Beath	11	13	1	92	-	3	357	29.75	4/-
AA Lockhart-Krause	11	10	1	47	-	-	221	24.56	3/-
UT Khawaja	1	1	1	201*	1	-	201	-	-/-
CA Francis	11	12	-	43	-	-	147	12.25	4/-
JM Dascombe	11	11	1	75	-	1	141	14.10	8/-
JS Neill	9	10	-	28	-	-	125	12.50	4/-
SS Kabel	6	8	-	26	-	-	117	14.62	4/-
CG McElligott	5	5	3	47	-	-	114	57.00	3/-
JD Wildermuth	5	4	-	48	-	-	82	20.50	1/-
LW Feldman	10	7	2	28	-	-	78	15.60	4/-
MJ Petrie	10	9	4	29	-	-	41	8.20	3/-
COM Farrell	5	4	-	24	-	-	38	9.50	-/-
CL Knight	1	1	-	30	-	-	30	30.00	-/-
SR Lowry	2	2	-	17	-	-	23	11.50	-/-
GH Dockrell	3	2	-	15	-	-	16	8.00	1/-
DC Mullen	3	2	1	1*	-	-	2	2.00	1/-
MT Steketee	4	-	-	0	-	-	-	-	1/-
J Badenhorst	2	1	-	0	-	-	-	0.00	2/-

First Grade Bowling

Player	Overs	Maidens	Runs	Wickets	Average	Best	5 Wkts.
AJ Gode	214	56	658	28	23.50	5-37	3
LW Feldman	178.4	53	455	25	18.20	3-28	-
MJ Petrie	150.2	52	379	21	18.05	5-17	2
JM Dascombe	135.5	27	496	16	31.00	6-30	1
JD Wildermuth	44.2	13	110	8	13.75	3-35	-
MT Steketee	41	13	114	3	38.00	1-28	-
SS Kabel	35.4	13	99	3	33.00	2-13	-
GH Dockrell	30.2	5	122	3	40.67	1-8	-
DC Mullen	29	5	84	3	28.00	2-35	-
CL Knight	12	2	44	2	22.00	2-44	-
JS Neill	0.1	-	-	1	0.00	1-0	-
CA Francis	10	2	41	-	0.00	0-5	-
J Badenhorst	1	-	10	-	0.00	0-10	-

FIRST GRADE ONE-DAY COMPETITION – The John McKnoulty Cup

Team	Points	NRR
North		
Northern Suburbs	15	1.1426
Toombul	14	0.6881
Sandgate-Redcliffe	12	-0.0442
Sunshine Coast	0	-1.9863
South		
Wynnum-Manly	15	0.9268
Gold Coast	12	-0.6221
Redlands	7	0.3414
South Brisbane	6	-0.5728
West		
University of QLD	21	1.1557
Western Suburbs	13	0.5716
Valley	7	0.0868
Ipswich-Logan	0	-1.8606

FIRST GRADE ONE DAY COMPETITION STATISTICS

Matches played:	3: Won 1, Lost 2
Records:	Nil

First Grade Batting — One Day Matches

Player	Matches	Innings	Not Outs	Best Score	100s	50s	Runs	Average	Catches/Stumpings
AJ Gode	3	3	1	95*	-	2	155	77.50	1/-
JD Wildermuth	2	2	-	82	-	1	83	41.50	1/-
LD Pfeffer	3	3	-	36	-	-	59	19.67	-/1
LA Carseldine	2	2	-	38	-	-	47	23.50	-/-
UT Khawaja	2	2	-	40	-	-	40	20.00	1/-
SR Lowry	3	3	1	28*	-	-	33	16.50	1/-
AA Lockhart-Krause	3	2	1	30*	-	-	31	31.00	-/2
LW Feldman	1	1	-	31	-	-	31	31.00	-/-
JM Dascombe	3	2	-	29	-	-	29	14.50	1/-
JH Beath	3	3	-	18	-	-	23	7.67	2/-
CA Francis	1	1	-	22	-	-	22	22.00	-/-
COM Farrell	2	1	1	18*	-	-	18	-	1/-
JS Neill	1	1	-	8	-	-	8	8.00	-/-
MT Steketee	1	1	1	3*	-	-	3	-	-/-
SS Kabel	1	-	-	0	-	-	-	-	1/-
DC Mullen	1	-	-	0	-	-	-	-	2/-
MJ Petrie	1	-	-	0	-	-	-	-	-/-

First Grade Bowling — One Day Matches

Player	Overs	Maidens	Runs	Wickets	Average	Best	5 Wkts.
JM Dascombe	29	-	132	5	26.40	3-39	-
DC Mullen	10	2	47	4	11.75	4-47	-
AJ Gode	29.5	3	131	2	65.50	1-40	-
UT Khawaja	6	-	32	2	16.00	2-32	-
JD Wildermuth	10	1	32	1	32.00	1-32	-
MT Steketee	6	-	42	1	42.00	1-42	-
SS Kabel	4	-	18	1	18.00	1-18	-
COM Farrell	12	-	55	-	0.00	0-24	-
LW Feldman	10	1	27	-	0.00	0-27	-
CA Francis	10	-	25	-	0.00	0-25	-
SR Lowry	8.2	-	47	-	0.00	0-23	-
MJ Petrie	7	1	21	-	0.00	0-21	-

FIRST GRADE T20 COMPETITION – The Tom Veivers Cup

Team	Points	NRR
Western Suburbs	12	0.7845
Northern Suburbs	12	0.6388
Sunshine Coast	10	2.9500
Sandgate-Redcliffe	10	0.3196
Wynnum Manly	8	0.4649
Gold Coast	8	0.4167
Toombul	8	0.3824
Ipswich-Logan	8	-0.0104
University of QLD	6	-0.3196
Valley	6	-2.9500
Redlands	4	-1.4325
South Brisbane	4	-1.4330

FIRST GRADE TWENTY 20 COMPETITION STATISTICS

Matches played:	1: Lost 1
Records:	Nil

First Grade Batting — Twenty 20 Matches

Player	Matches	Innings	Not Outs	Best Score	100s	50s	Runs	Average	Catches/Stumpings
JH Beath	1	1	-	16	-	-	16	16.00	-/-
CG McElligott	1	1	-	9	-	-	9	9.00	-/-
GH Dockrell	1	1	-	8	-	-	8	8.00	-/-
AA Lockhart-Krause	1	1	-	8	-	-	8	8.00	-/-
JM Dascombe	1	1	-	5	-	-	5	5.00	-/-
LD Pfeffer	1	1	-	5	-	-	5	5.00	1/1
CA Francis	1	1	-	4	-	-	4	4.00	1/-
LA Carseldine	1	1	-	0	-	-	0	0	-/-
COM Farrell	1	1	-	0	-	-	0	0	-/-
AJ Gode	1	1	-	0	-	-	0	0	2/-
MJ Petrie	1	1	1	0*	-	-	0	-	-/-

First Grade Bowling — Twenty 20 Matches

Player	Overs	Maidens	Runs	Wickets	Average	Best	Econ.
JM Dascombe	4	-	23	3	7.67	3-23	-
LA Carseldine	4	-	30	1	30.00	1-30	-
GH Dockrell	4	1	20	1	20.00	1-20	-
MJ Petrie	4	-	22	1	22.00	1-22	-
AJ Gode	4	-	31	-	0.00	0-31	-

SECOND GRADE – The Alan Pettigrew Shield

University of QLD	2.1285
Redlands	1.5610
Western Suburbs	1.1013
South Brisbane	1.0819
Valley	1.0673
Northern Suburbs	1.0547
Gold Coast	0.9560
Wynnum-Manly	0.9377
Toombul	0.9891
Sandgate-Redcliffe	1.1462
Sunshine Coast	0.4851

Second Grade Captain's Report: Jacques Badenhorst

Yet another season has come and gone, and once again it started with plenty of promise, with many youngsters gaining an extra year's experience. The second grade side was competitive all year round with bat and ball, but unfortunately we finished fifth overall, just missing out on a chance in the finals due to the final match of the season being rain affected.

There were hard fought victories against strong opposition and some disappointing results against teams we were expected to beat. At stages we played unbeatable cricket but we just could not maintain the rage consistently enough. We would regularly play ourselves into a winning position only to drop the pressure and allow the game to drift in the opposition's favour. Our consistency improved towards the end of the season and we made a late run to the finals, falling one game short. If we start next season with the same consistency, we'll play finals cricket.

Highpoints for the season included some dominant wins against finalists Redlands and Souths, which show we can comfortably match it with the best. The highpoints also included an outright win against Ipswich early in the season and winning four of our last five matches of the season to keep our finals chances alive.

Bowling was our strength this season, efforts with the ball often getting us into winning positions or defending totals. The attack was led by Chris Knight, who had a fantastic season. Although he missed 6 weeks of cricket he still topped the wickets tally with some blistering spells. The performance that sticks out was the second last round of the year against Sunny Coast, when Chris single-handedly won us the game with figures of 7 for 21 from 27 overs. This kept our finals hopes alive and probably secured him the Seiko. Chris also earned himself a first grade call up for his efforts with the ball late in the season.

Owen Lynch was also fantastic for us with the ball, his crafty offspin bowling providing plenty of overs and wickets in the middle sessions. Had it not been for a late season injury, Owen may well have ended up the leading wicket taker for the season. Chris and Owen were ably supported throughout the year by Alex Lynch, Jimmy Spargo, Kabes, Jakey Coolwell, big Don Whyte, Brick and Dylan Mullen.

Some of the best bowling performances during the year included:

- Chris Knight's 4/59 in a one day game against University.
- 7/87 from 37 overs by Dylan Mullen against a strong Toombul batting side.
- Alex Lynch's 4/68 against University.
- Owen Lynch's 4/29 against Ipswich to close out the game.
- Owen Lynch's match figures of 7 wickets for 5 runs from 14 overs in an outright win against Ipswich.

- Jake Coolwell taking 4/28 against Sandgate to put us in a winning position.
- Chris Knights 7/21 from 27 against Sunshine Coast.
- Jimmy Spargo's 4/32 against Souths in the final game.

Our batting, although not as consistent as our bowling, has shown real improvement over the past few seasons with 3 hundreds and 3 nineties scored during the year. After taking on a new role as opening batsmen, Cameron Farrell was our barometer with the bat. Faz regularly set the team up with a great start and then went on to post a big score himself. In games that Faz scored big, the team generally went on to have a comfortable win. Faz also earned himself a first grade call up during the year. Cam was well supported with the bat by Josh Neill (who we also lost to first grade early in the season), Jono Knight, Michael Wing, Owen Lynch, Kabes, and Craig McElligott.

Some of the best batting performances during the year included:

- A composed 73 from Josh Neill to help win a one day game against Wests.
- 88 from Shane Kabel against Toombul in a 9th wicket partnership with Dylan McLachlan to keep us in the game.
- 100+ partnership between Jono Knight (81) and Owen Lynch (75) after an early collapse against University.
- Cam Farrell and Jono Knight both getting to the nineties against Ipswich.
- Superb 105 by Craig McElligott in a one dayer to help set up a big win against Ipswich.
- Faz's consecutive hundreds against Wynnum and Redlands.
- A 95 from Chris Knight against Norths.

On behalf of all the boys, I would like to thank the coaching staff of Peter Drinnen, Brett Neill and Steve Gode for the time spent helping the lads become better cricketers. We all thoroughly appreciate the knowledge and experience you guys pass on. In particular thank you to our manager Steve, a true Valley Diehard who's input makes each Saturday even more enjoyable. I am convinced Steve spends most of his time at work thinking about how he can help each of us improve during the season.

Another big thank you to all the parents that came and supported us during the year, with special thanks going out to the Wings, Knights and McLachlan's, who support us week in week out.

Lastly, thank you to all the lads for another enjoyable season of hard fought cricket, great laughs and dubious antics. I look forward to a successful season next year, where hopefully we can go a few games further.

Jacques Badenhorst

SECOND GRADE PREMIERSHIP STATISTICS

Premiership:	5th
Matches played:	11: Won Outright 1, Won 1st innings 5, Lost 1st innings 5
Records:	Nil

Second Grade Batting

Player	Matches	Innings	Not Outs	Best Score	100s	50s	Runs	Average	Catches/Stumpings
COM Farrell	7	10	2	113	2	3	514	64.25	3/-
J Badenhorst	11	12	3	57	-	1	272	30.22	15/-
MJE Wing	10	14	2	46*	-	-	271	22.58	2/-
JA Knight	11	13	-	95	-	2	257	19.77	3/-
SS Kabel	6	8	1	88	-	2	248	35.43	3/-
ON Lynch	9	8	1	75	-	2	200	28.57	4/-
CL Knight	6	8	3	95	-	1	184	36.80	1/-
JT Spargo	8	8	-	38	-	-	97	12.12	7/-
DP McLachlan	8	9	3	35	-	-	93	15.50	11/2
CG McElligott	4	5	1	55	-	1	76	19.00	2/-
T Burvill	5	4	-	38	-	-	66	16.50	-/-
SR Lowry	1	1	-	60	-	1	60	60.00	-/-
BD McLachlan	5	5	-	25	-	-	50	10.00	5/-
AC Lynch	9	7	3	11	-	-	34	8.50	5/-
LC Bristow	4	3	-	10	-	-	10	3.33	1/-
RJ Andrews	4	2	1	7	-	-	9	9.00	11/-
JS Neill	3	2	-	7	-	-	9	4.50	1/-
TM Cramb	5	3	-	5	-	-	9	3.00	1/-
AA Lockhart-Krause	1	1	-	6	-	-	6	6.00	3/-
LG Busby	1	1	1	4*	-	-	4	-	-/-
MT Stubbings	2	1	-	4	-	-	4	4.00	2/-
JPH Coolwell	3	2	1	2*	-	-	2	2.00	-/-
DC Mullen	2	1	-	1	-	-	1	1.00	1/-
DM Whyte	4	2	1	0*	-	-	-	0.00	1/-
LP Corlis	2	-	-	0	-	-	-	-	1/-
MJ Petrie	1	-	-	0	-	-	-	-	-/-

Second Grade Bowling

Player	Overs	Maidens	Runs	Wickets	Average	Best	5 Wkts.
CL Knight	106	7	238	16	14.88	7-21	1
ON Lynch	102	12	287	15	19.13	5-1	1
J Badenhorst	120	11	327	12	27.25	3-30	-
AC Lynch	112	7	396	12	33.00	4-68	-
DC Mullen	54.2	3	147	10	14.70	7-87	1
JT Spargo	61	3	140	9	15.56	4-32	-
SS Kabel	58	13	144	9	16.00	3-43	-
JPH Coolwell	41	6	170	9	18.89	4-28	-
DM Whyte	52	6	181	7	25.86	3-41	-
SR Lowry	24	-	60	4	15.00	2-22	-
COM Farrell	45.2	6	143	3	47.67	3-60	-
TM Cramb	41	2	141	3	47.00	2-28	-
LP Corlis	18	-	38	3	12.67	2-16	-
BD McLachlan	32	1	101	2	50.50	2-15	-
MT Stubbings	10	-	41	2	20.50	1-14	-
MJ Petrie	11	4	20	1	20.00	1-20	-
JA Knight	0.3	-	4	1	4.00	1-4	-
LG Busby	12	1	51	-	-	0-51	-
CG McElligott	4	-	6	-	-	0-6	-

SECOND GRADE ONE DAY COMPETITION STATISTICS

Matches played:	3: Won 2, Lost 1
Records:	Nil

Second Grade Batting – One Day Matches

Player	Matches	Innings	Not Outs	Best Score	100s	50s	Runs	Average	Catches/Stumpings
CG McElligott	3	3	-	105	1	1	183	61.00	-/-
JS Neill	2	2	-	73	-	1	114	57.00	-/-
ON Lynch	3	3	1	46*	-	-	64	32.00	2/-
DC Mullen	2	2	1	35*	-	-	37	37.00	-/-
MJE Wing	3	3	-	20	-	-	35	11.67	1/-
JA Knight	3	3	-	32	-	-	34	11.33	1/-
J Badenhorst	3	3	-	15	-	-	30	10.00	1/-
LG Busby	2	2	2	19*	-	-	27	-	1/-
JT Spargo	2	2	-	23	-	-	24	12.00	-/-
COM Farrell	1	1	-	14	-	-	14	14.00	-/-
DP McLachlan	3	2	-	10	-	-	12	6.00	2/1
BD McLachlan	1	1	-	11	-	-	11	11.00	1/-
CL Knight	2	2	-	6	-	-	8	4.00	1/-
BA Saw	1	1	-	6	-	-	6	6.00	-/-
AC Lynch	1	1	-	0	-	-	-	0.00	-/-
MT Stubbings	1	-	-	0	-	-	-	-	-/-

Second Grade Bowling – One Day Matches

Player	Overs	Maidens	Runs	Wickets	Average	Best	5 Wkts.
ON Lynch	29	3	96	7	13.71	4-29	-
CL Knight	19	-	100	6	16.67	4-59	-
DC Mullen	20	1	77	3	25.67	3-22	-
AC Lynch	10	-	36	3	12.00	3-36	-
J Badenhorst	25	2	93	2	46.50	1-34	-
LG Busby	15	-	68	2	34.00	2-49	-
BD McLachlan	2	-	10	2	5.00	2-10	-
MT Stubbings	7	1	37	-	0.00	0-37	-
COM Farrell	6	-	27	-	0.00	0-27	-
JA Knight	5	-	46	-	0.00	0-22	-
JT Spargo	5	-	17	-	0	0-17	-
CG McElligott	2	-	18	-	0	0-18	-



Dylan Mullen for 2nd Grade vs Wynnum-Manly at Ashgrove

SECOND GRADE TWENTY 20 COMPETITION STATISTICS

Matches played:	2: Lost 2
Records:	Nil

Second Grade Batting – Twenty 20 Matches

Player	Matches	Innings	Not Outs	Best Score	100s	50s	Runs	Average	Catches/Stumpings
J Badenhorst	2	2	-	26	-	-	50	25.00	-/-
ON Lynch	2	2	-	18	-	-	36	18.00	2/-
SS Kabel	2	2	-	17	-	-	34	17.00	-/-
MJE Wing	2	2	-	13	-	-	17	8.50	-/-
JA Knight	2	2	-	11	-	-	14	7.00	-/-
JT Spargo	2	2	-	8	-	-	14	7.00	-/-
JS Neill	2	2	-	7	-	-	10	5.00	-/-
CL Knight	2	2	1	7*	-	-	9	9.00	-/-
BD McLachlan	2	2	-	5	-	-	5	2.50	2/-
DP McLachlan	2	1	-	2	-	-	2	2.00	1/1
TM Cramb	2	1	1	1*	-	-	1	-	-/-

Second Grade Bowling – Twenty 20 Matches

Player	Overs	Maidens	Runs	Wickets	Average	Best	5 Wkts.
TM Cramb	5	-	28	3	9.33	2-17	-
CL Knight	5	-	47	3	15.67	3-23	-
J Badenhorst	4	-	37	3	12.33	3-16	-
JT Spargo	5	-	33	2	16.50	2-24	-
ON Lynch	7	-	46	1	46.00	1-26	-
BD McLachlan	1	-	6	1	6.00	1-6	-
SS Kabel	5	-	45	-	0.00	0-19	-



Shane Kabel sends another one down for 2nd Grade vs Wynnum-Manly.

THIRD GRADE – The Norm McMahon Shield

Western Suburbs	110.0
Northern Suburbs	96.0
Redlands	87.0
Toombul	83.7
Valley	79.0
University of QLD (1)	59.0
Sandgate-Redcliffe	58.0
University of QLD (2)	54.9
South Brisbane	50.9
Ipswich-Logan	43.9
Gold Coast	37.0
Wynnum-Manly	32.0

Third Grade Captain's Report: Matt Walter

The 3's squad certainly had some ups and downs this season, and we just missed out on finals. However, I think having only three losses the whole season makes for a pretty successful year and all the boys who played should be proud of their efforts.

The start of the season saw a really young squad begin in 3's, and with the work they did, it really set us up with a fighting chance for a finals spot when it came to the end of the season. As we moved to the end of the season the average age certainly jumped a bit, with some Legends required to help get us over the line in a couple of close games.

A few older heads were good to have around the group, but it was certainly the young guns that shone and a lot of these boys were rewarded with promotions into 2's. Tobyn Burvill and Brock McLachlan both getting into the nervous nineties, Reece Andrews with some powerful hitting and great work with the gloves, Laurie Bristow digging deep and scoring runs again are some to name.

Led by Mitch Stubbings, our bowling attack was certainly one of our strengths and we had no trouble bowling sides out this season. Luke Corlis and Jake Coolwell were our two young guns with the ball this season, both bowling well and keeping run rate down when times got tough out in the middle. Some individual highlights from Tom Cramb and Mitchell Stubbings, with both taking Michelle's and guiding us to victory against Wynnum and Souths respectively.

With the highs there were some lows, Sammy Curtis breaking his wrist and Aaron Jones breaking his hand, both in the last round, a must win match, right before potential finals. Both tried to continue playing, but it was not a great experience for anyone involved. Lachlan Busby injuring his ankle bowling the first ball of the match didn't see him return for the season.

I suffered the captains curse of 3's handed down by Mitch Elmes, getting injured the week before the season started and barely took a wicket for the season, thanks Elmes!

Some team highlights for the season:

- Taking the final wicket in the last over of the day for our first win of the season (against Ipswich).
- Chasing down 299 set by Gold Coast first match back after the Christmas break.
- Finishing the season with a great win against Souths.

It would be safe to say that the most enjoyable part of this season was the group of players we had in the team. A really exciting group of players that deserved to be rewarded with a run in the finals. I'm sure that if we can force our way into the finals next season we will take out the premiership.

This was the first season I've led a team and I found the experience really enjoyable and a massive learning curve at the same time. A big thank you must go to Stephen Grummitt for all the assistance and advice throughout the season, taking the reins at the start of the season, and also for some truly handy contributions with bat and ball.

A big thank you to Gillian Bristow for scoring when you came to the games, along with Neil Stubbings who scored and also did a glorious job of providing the boys with fruit and refreshments every time he came along.

Look forward to the 2016/17 season, I hope to see a lot of familiar faces when we return.

Thanks,

Matt Walter

THIRD GRADE PREMIERSHIP STATISTICS

Premiership:	5th
Matches played:	13: Won 1st innings 6, Drawn 4, Lost 1st innings 3
Records:	Nil

Third Grade Batting

Player	Matches	Innings	Not Outs	Best Score	100s	50s	Runs	Average	Catches/Stumpings
BD McLachlan	8	8	-	91	-	2	249	31.12	2/-
LC Bristow	6	7	-	47	-	-	222	31.71	3/-
RJ Andrews	8	8	-	69	-	1	218	27.25	10/3
SD Grummitt	11	10	2	49	-	-	210	26.25	6/-
T Burvill	6	5	-	90	-	1	192	38.40	2/-
OG West	8	9	-	72	-	1	145	16.11	8/-
AE Raj	5	6	1	22	-	-	80	16.00	1/-
MT Stubbings	11	7	-	22	-	-	77	11.00	1/-
SL Curtis	5	5	3	47*	-	-	66	33.00	2/-
XL Thornton	2	2	-	39	-	-	66	33.00	-/-
JPH Coolwell	8	6	2	22	-	-	62	15.50	1/-
AW Jones	8	7	1	44*	-	-	62	10.33	4/-
TM Cramb	5	5	3	31	-	-	61	30.50	3/-
MG Walter	8	6	3	26*	-	-	48	16.00	6/-
MC Bragg	1	1	-	43	-	-	43	43.00	-/-
NM Ephraims	2	2	1	28	-	-	40	40.00	-/-
KPV Lewis	4	4	-	36	-	-	40	10.00	8/-
BA Saw	3	3	-	18	-	-	37	12.33	1/-
MJ Toolis	1	2	-	31	-	-	34	17.00	-/-
MR Pickford	5	6	1	12	-	-	33	6.60	1/-
AC Lynch	1	1	-	31	-	-	31	31.00	-/-
LP Corlis	8	6	2	11*	-	-	15	3.75	1/-
NJ Ryall	3	2	1	8*	-	-	12	12.00	1/-
LG Petersen	1	1	-	12	-	-	12	12.00	-/-
AWC Thompson	1	1	-	8	-	-	8	8.00	-/-
DM Whyte	4	1	-	3	-	-	3	3.00	1/-
LJ McRae	3	3	1	2*	-	-	2	1.00	-/-
AB Harcastle	1	1	-	1	-	-	1	1.00	1/-
LG Busby	2	2	-	0	-	-	-	0.00	1/-
MJE Wing	1	-	-	0	-	-	-	-	-/-
BD McLachlan	8	8	-	91	-	2	249	31.12	2/-
LC Bristow	6	7	-	47	-	-	222	31.71	3/-
RJ Andrews	8	8	-	69	-	1	218	27.25	10/3
SD Grummitt	11	10	2	49	-	-	210	26.25	6/-
T Burvill	6	5	-	90	-	1	192	38.40	2/-
OG West	8	9	-	72	-	1	145	16.11	8/-
AE Raj	5	6	1	22	-	-	80	16.00	1/-
MT Stubbings	11	7	-	22	-	-	77	11.00	1/-

Third Grade Bowling

Player	Overs	Maidens	Runs	Wickets	Average	Best	5 Wkts.
MT Stubbings	141.5	34	428	21	20.38	5-57	1
JPH Coolwell	85.2	24	207	10	20.70	3-25	-
SD Grummitt	52	6	181	10	18.10	2-13	-
BD McLachlan	28.5	7	83	10	8.30	4-30	-
MG Walter	70.4	13	191	9	21.22	4-25	-
AW Jones	31.5	3	111	8	13.88	2-14	-
LP Corlis	77	26	176	7	25.14	2-20	-
TM Cramb	28.2	6	93	7	13.29	5-52	1
AE Raj	46.2	10	127	6	21.17	4-40	-
DM Whyte	38	8	105	5	21.00	2-38	-
NM Ephraims	23	7	59	4	14.75	3-20	-
LG Busby	22.1	5	61	4	15.25	3-22	-
AC Lynch	10	3	30	2	15.00	2-30	-
LG Petersen	7	1	16	1	16.00	1-16	-
XL Thornton	2	-	11	1	11.00	1-11	-
LJ McRae	10	2	35	-	0.00	0-9	-
T Burvill	7	1	27	-	0.00	0-27	-
MR Pickford	4	-	19	-	0.00	0-7	-
SL Curtis	2	-	21	-	0.00	0-21	-
BA Saw	1	-	9	-	0.00	0-9	-



Steve Grummitt for 3rd Grade vs Gold Coast at Cheltenham Oval

FOURTH GRADE – The Bob Spence Shield

Redlands	101.0
Northern Suburbs	94.0
Wynnum-Manly	91.0
Valley	87.0
Western Suburbs (2)	75.0
Western Suburbs (1)	71.9
University of QLD	69.0
Gold Coast	57.0
Sandgate-Redcliffe	42.0
South Brisbane (2)	33.0
South Brisbane (1)	32.0
Toombul	19.5

Fourth Grade Captain's Report: Bob Donker

After a great 2014/15 season where we managed to lose only one game on our way to picking up the premiership, the fourth grade group had a lot to look forward to at the start of the summer.

The new season saw a change at the helm with veteran fourth grade skipper Mark Jones deciding to hand over the reins and temporarily hang up the baggy blue after four years in charge. We also lost some trusted names from the line-up, Matt Walter captaining third grade and Brock, Laurie and Lynchy also moving up the grades.

Despite the changes, we managed to retain five members of the premiership side and added a number of talented up and coming players including Xavier Thornton, Liam Petersen, Bill Kruip, Kuyen Lewis and Ashwin Raj to our group.

We started the campaign well with big wins against Toombul, University and Wests (2). Our batsmen lead from the front in the first few rounds with Nick Ryall (91), the skipper (92), Alex Thompson (96) and Xavier Thornton (78*) all making good contributions. The bowlers also made solid starts to the season with wickets generally shared, however Harry Beath picked up his first fourth grade "Michelle" against University with 5/60.

After a string of batsman falling in the nervous nineties, Alex Thompson (116) finally broke the drought with a great hundred on a tough wicket against Wests (1) in round four. Rain midway through day two meant that the game unfortunately ended in a draw.

The rain again played havoc in round five as our scheduled two day game against Wynnum Manly was reduced to a one day affair. The change in format saw our first challenge for the season as the run order fell cheaply and we could only manage 168 after a lone hand from Oliver West (50). Wynnum Manly were in control at the first break and shortly afterwards were 2 for 100 and cruising to victory.

Fresh off a seven wicket haul in Taverners, and having taken some handy wickets already in fourth grade, the ball was thrown to young Ashwin. His left arm spin turned the game as it not only halted the run rate but picked up four middle order wickets. Ashwin's match winning spell saw him finish with 4/27 from his eight overs and with Lachlan McRae cleaning up the tail we had pulled the game out of the fire with a 16 run win.

Round six not only saw us make the trip to Redlands, but also the return of allrounder Marty Blackman to the side after forcing his way into the team following a mountain of runs in fifth and sixth grade. Marty (3 wickets) with the help of Nick Ephraims and Bill Kruip (2 wickets each) managed to knock over Redlands for 222. The top order again struggled and contributions from Sam

Cousar (25) and Marty Blackman (35) saw us just sneak past the follow on but go down on first innings.

Fresh from our first loss and a wash out against Norths we went into the last round before the Christmas break with a one day game against Souths at home on Peter Easton Oval. After losing the toss and being sent in, we were again in trouble. Thompson top scored with a miserly 26 and we were rolled for another low total. Batting on what seemed like a completely different wicket, former Valley player Danny Tarabay iced the game with a solid 52 and Souths passed our score, of 118, two down. The only highlight for us was another 2 wicket haul to Bill Kruip.

The two losses, a draw and the rain affected games meant we went into the Christmas break just outside the top four and would need to finish well if we wanted to be a part of the finals again this season.

After the break we returned to form with a big win against Gold Coast at home. Runs to Aaron Jones (56), Liam Petersen (33) and Michael Toolis (31) and three wickets each to Don Whyte and Luke Corlis saw us take the points.

Round ten saw us lose narrowly to Norths in a tight game away from home. After two wickets each to Nick Ephraims and Lachlan McRae we needed 199 to win. A half century to Alex Thompson (52), another solid start from Oliver West (31) and some late order hitting from Liam Petersen were not enough, and we fell short by 19 runs.

Another rain interrupted game followed in round 11. After winning the toss and electing to bat, Sandgate Redcliffe were quickly ruing their decision and were four down for twenty when the first rain delay came, Nick Ephraims and Bill Kruip claiming two each. The rain cleared, however the destruction did not and Nick Ephraims claimed a season best 7/22 and Sandgate Redcliffe were bundled out for 45. Not to be outdone, we too had a collapse with the bat and after making a solid start went from 1/31 to 9/44 before Bill Kruip nailed a cover drive to get us over the line. Nathan Murray also took four wickets in the second innings, a handy contribution in his first game for VDCC.

The last two games of the regular season saw us taken on Souths (2) and South (1) in consecutive one day fixtures (one due to rain). The first game saw a superb opening stand of 135 by Michael Toolis and Sam Cousar, of which Sam made 65. Michael went on to make his second grade century of the season (117 from 101 balls). With three wickets to Marty Blackman and two each to Nathan Murray and Nick Ephraims, Souths were never in the hunt chasing down our 266.

The final round against Souths (1) was played at home and again the batsmen set up the game. A quick fire 47 from Nick Ryall at the top, 40 from the skipper and 22 from the last over getting Lachie Tindall to his half century (52), meant we set Souths 249 for victory. Again all the bowlers contributed, with Ephraims, Blackman, Pine and Thompson each picking up two wickets and we won by 79 runs.

At the end of the home and away season we had managed to hold on to fourth place, with only a game separating second and fourth. This meant we had a semi final clash with top of the table Redlands, at Redlands.

The Semi Final

The semi final against Redlands was played on Ron Field Oval on a wicket we knew would offer assistance for the bowlers early on. After losing the toss we were asked to field and despite taking an early wicket, the bowlers found the typical Redlands sea breeze difficult to deal with and struggled to find the right line to bowl. Snaring another wicket prior to the main break we were still in a tough position with the score at 2/113 at lunch.

The boys rallied in the second session on the back of a sensational spell from Nick Ephraims. Nick started to get the ball to hoop and with six wickets on day one and another wicket and a direct hit run out on the morning of day two, finished with another seven wicket haul and figures of 28 overs, 9 maidens, 7 wickets for 63.

Needing 201 to win the top order started well, with Sam Cousar making 23 and Alex Thompson 39 before Marty Blackman stole the show. A 70 run stand with Nick Ryall shifted the game heavily into our favour, taking us from 4/112 to 5/182. Marty put the Redlands bowlers to the sword with a fantastic 85 which included 14 boundaries and one maximum. Despite a few late wickets Matt Shallcross and Nick Ephraims saw us home. In typical Ephraims fashion the winning runs were hit with a massive six over wide mid-on. We had defeated the minor premiers at home, a fantastic effort, and were into the final.

The Grand Final

The final was to be played against Wynnum Manly at Bill Albury Oval on what looked to be a great batting wicket. We again lost the toss and were surprised when asked to bat first.

Sam Cousar (23) and Michael Toolis again got our innings off to a positive start and put together 27 before we lost the first wicket. Alex Thompson (46) continued his stellar season, however found it difficult to retain batting partners as a disciplined bowling display from Wynnum dried up the runs and continued to eat through our middle order.

From a reasonable position at 4/94, a lower order collapse saw us fall to 9/115 before a last wicket stand of 40 from Matt Shallcross (21*) and Lachlan McRae (21) meant we reached 155 before the final wicket was taken. This was not the ideal start, however there was still a lot of cricket to be played.

We came out to field with 21 overs left in the day and knew that early wickets would be crucial. The Wynnum opening batsman came out hard and got a few boundaries away early, however our bowlers continued to bowl their lines. Lachlan McRae picked up the first wicket with a tinkle through to Matt Shallcross and we thought we were a good chance to pick up a few more that evening. Bill and Marty then came on with the ball still doing a bit. After Marty picked up our second and Liam Petersen took a great diving catch at backward point from Bill's bowling we were back in the game. Wynnum finished day one at 3/36.

We returned to Wynnum on day two with the covers still well and truly on after a heavy downpour overnight. With showers throughout the morning and their team in a precarious position the Wynnum boys were not too keen on getting onto the field and needed a lot of convincing to get play underway.

With two hours lost, the bowlers made up for it with McRae picking up a wicket in the first over of the day. Marty quickly picked up another and Wynnum were on the back foot. Another wicket to both McRae and Bill, plus Bill's direct hit run out took apart the Wynnum middle order to have them struggling at 8/78 at lunch. The final two wickets fell shortly after the return, with the final coming from another run out, a great throw from the third man boundary by Lachie Tindall finding the number 11 short. We had managed to roll Wynnum for 81, a lead of 74.

Our second innings started poorly, losing Ryall for no score, but a 40 run stand between Thompson and Toolis got things back on track. Toolis and I then played out the remainder of day two and we finished 2/57.

We returned the following week to a good looking wicket however scoring was slow as the Wynnum bowlers again hit a good line and length. The skipper was dismissed in the first hour for 15 with the score on 73 and we lost three more wickets in quick succession as the scoring rate dropped to 1.5 an over.

Toolis continued to bat through, grinding out the bowling and with help from Matt Shallcross and a quick fire 30 from Nick Ephraims took the score from 6/96 to 8/150. Michael's crucial innings eventually came to a close at the fall of the ninth wicket after facing 243 balls for 45 and batting for a shade over 6 hours. We were eventually bowled out for 164, an overall lead of 238.

Faced with a similar situation to day one, we knew early wickets were key. The Wynnum openers again came out swinging however the party was short lived. McRae made the early inroads with a skied hook shot carrying to Ephraims at fine leg, followed by a great catch from Shallcross behind the stumps to have Wynnum 2/22. Bill came on first change and had immediate impact, picking up the wicket of Wynnum's captain to have them struggling at 3/37 before play was stopped early on day three due to rain.

At the start of day four the boys were quietly confident, knowing early wickets would pile the pressure on Wynnum's young batting line up. However the wickets did not come and despite a slow run rate we were feeling the pressure. The two overnight batsman batted out the first two and a half hours of the days play, progressing the score to 3/103 from 57 overs.

The crucial wicket finally came after a tight spell of bowling from Liam Petersen. After creating a number of chances, he forced a false stroke and the top edge sweep shot was taken by Nick Ephraims on the deep square leg boundary. Nick then removed the other mainstay of the Wynnum innings to have them five down at the break.

The season had come down to the final session, with us needing five wickets and Wynnum needing 120 runs for an outright win and the premiership.

With the spin option working well and the new ball due in under 10 overs, the ball was given to Alex Thompson to roll out a few overs. Thommo and Bill kept things tight and the pressure soon lead to a double breakthrough. First Ryall took a catch from Bill's bowling to take the sixth wicket and then Thommo found the outside edge to first slip to take the seventh. Shallcross found himself in the action picking up a stumping when Wynnum's wicketkeeper ran past one of Thommo's deliveries and the game was almost in the bag at 8 for 134.

Bill took the new ball and with the second delivery knicked off the number ten to gift Shallcross another catch. The scene was set and we didn't have to wait long. After two swings and misses from the number 11 the third ball cannoned into the woodwork and with that the premiership was ours.

Needless to say the boys partied hard, some for two or three days. Winning back-to-back premierships is an excellent effort and something that I will always remember.

I would like to take this opportunity to say thank you to all of the supporters we had throughout the season, especially those who came to Wynnum and Redlands throughout the finals.

Special thanks should also go to Grant Mitchell, Pat Culpan and the other members of the Executive Committee for all the work they do behind the scenes.

A massive thank you also goes to Mark Jones, Gavin Brown and Clinton Kempnich, who form the lower grade selection committee, for all the work they do picking sides and who also run the lower grade training each week.

Finally, thank you to all 31 players who contributed towards our success this season, but especially the 11 other members of the Premiership side (Tooly, Cousar, Thommo, Marty, Creeper, Shally, Tinder, LP, Frames, BK and Macca with special mention to Muzz).

We had a fantastic season and I am proud to have led such a great group of guys. I look forward to doing it again next season.

BD



Fourth Grade celebrate after winning the Premiership.

FOURTH GRADE PREMIERSHIP STATISTICS

Premiership:	Premiers
Matches played:	15: Won 1st innings 10, Drawn 2, Lost 1st innings 3
Records:	Nil

Fourth Grade Batting

Player	Matches	Innings	Not Outs	Best Score	100s	50s	Runs	Average	Catches/Stumpings
AWC Thompson	13	14	-	116	1	2	557	39.79	4/-
BR Donker	14	15	1	92	-	2	306	21.86	16/-
MJ Toolis	10	10	-	117	1	-	252	25.20	3/-
NJ Ryall	10	10	1	91	-	1	195	21.67	12/-
SJ Cousar	7	8	-	65	-	1	186	23.25	3/-
LJ Tindall	11	11	3	52*	-	1	185	23.12	3/-
MT Blackman	6	7	-	85	-	1	160	22.86	1/-
XL Thornton	5	5	3	78*	-	1	156	78.00	-/-
LG Petersen	12	10	-	30	-	-	143	14.30	5/-
AW Jones	3	2	-	56	-	2	112	56.00	-/-
NM Ephraims	12	11	1	30	-	-	108	10.80	7/-
OG West	2	2	-	50	-	1	81	40.50	-/-
MG Shallcross	7	7	3	22*	-	-	73	18.25	10/3
PJ Barry	3	3	-	59	-	1	68	22.67	1/-
KPV Lewis	4	4	-	26	-	-	62	15.50	-/-
TC Jones	8	5	1	25	-	-	52	13.00	4/-
WJ Kruip	13	7	3	16*	-	-	50	12.50	2/-
RJ Andrews	1	1	1	36*	-	-	36	-	-/-
LJ McRae	7	5	3	21	-	-	35	17.50	2/-
AE Raj	2	2	-	15	-	-	22	11.00	1/-
ND Murray	3	1	-	12	-	-	12	12.00	2/-
MR Pickford	1	1	-	10	-	-	10	10.00	-/-
BA Saw	2	2	-	9	-	-	9	4.50	4/-
HP Willmington	1	1	-	7	-	-	7	7.00	1/-
HJ Beath	3	1	-	3	-	-	3	3.00	1/-
LA Kirk	1	1	1	2*	-	-	2	-	2/-
AB Hardcastle	1	1	1	1*	-	-	1	-	1/-
AN Pine	2	1	-	0	-	-	-	0.00	-/-
DM Whyte	2	-	-	0	-	-	-	-	-/-
LP Corlis	1	-	-	0	-	-	-	-	2/-

Fourth Grade Bowling

Player	Overs	Maidens	Runs	Wickets	Average	Best	5 Wkts.
NM Ephraims	186.3	42	450	33	13.64	7-20	2
WJ Kruip	188.5	43	508	22	23.09	4-31	-
MT Blackman	73.3	23	181	12	15.08	3-34	-
LJ McRae	59	16	165	10	16.50	3-21	-
HJ Beath	36.1	9	110	9	12.22	5-60	1
LG Petersen	73	17	207	7	29.57	2-5	-
AE Raj	17	3	52	7	7.43	4-27	-
AWC Thompson	31.1	10	68	6	11.33	2-12	-
ND Murray	28	4	97	6	16.17	4-21	-
XL Thornton	57	17	159	5	31.80	3-13	-
KPV Lewis	20	10	33	5	6.60	3-15	-
TC Jones	55.1	15	158	4	39.50	1-18	-
LP Corlis	14.1	5	24	4	6.00	3-10	-
AN Pine	16	3	48	3	16.00	2-24	-
DM Whyte	12	1	39	3	13.00	3-28	-
LA Kirk	10	-	45	1	45.00	1-45	-
AW Jones	7	3	12	1	12.00	1-12	-
LJ Tindall	17	1	79	-	0.00	0-7	-
HP Willmington	5	-	19	-	0.00	0-19	-
MJ Toolis	3	1	3	-	0.00	0-3	-
SJ Cousar	2	1	2	-	0.00	0-2	-
NJ Ryall	2	-	11	-	0.00	0-11	-
BA Saw	2	-	2	-	0.00	0-2	-

FOURTH GRADE FINAL
VALLEY v WYNNUM-MANLY
12, 13 & 19, 20 March 2016, Bill Albury Oval

Valley Batting	First Innings	Runs	Second Innings	Runs
MJ Toolis	c. (unknown) b.J Santin	9	c. (unknown) b. J Bulat	45
SJ Cousar	b. J Santin	23	c. (unknown) b. D Arnow	5
AW Thompson	b. J Santin	46	c. (unknown) b. J Santin	21
MT Blackman	b. D Arnow	9	c. (unknown) b. D Arnow	9
BR Donker	c. (unknown) b. J Healy	0	c. (unknown) b. J Santin	15
LJ Tindall	b. JD Muller	18	b. D Arnow	0
LG Petersen	c. (unknown) b. J Healy	2	dnb	
MG Shallcross	not out	21	c. (unknown) b. K Singh	13
NM Ephraims	c. (unknown) b.J Santin	0	c. (unknown) b. J Santin	30
WK Kruip	b. J Santin	0	not out	8
LC McRae	c. (unknown) b. JD Muller	21	run out	5
NJ Ryall	dnb		c. (unknown) b. J Bulat	0
	Extras (nb 5, w 0, b 0, lb 1)	6	Extras (nb 1, w 2, b 2, lb 8)	13
	TOTAL	155		164

Wynnum-Manly Bowling	First Innings	Runs	Wkts.	Second Innings	Runs	Wkts.
	Overs	Mdns.		Overs	Mdns.	
J Santin	15.0	6	34	5	23.3	9
J Bulat	13.0	3	43	0	14.0	7
J Healy	16.0	2	46	2	23.0	9
D Arnow	7.0	4	13	1	11.0	4
JD Muller	8.3	3	13	2	13.0	7
E Baker	1.0	0	5	0		
K Singh					6.0	3

Wynnum-Manly Batting	First Innings	Runs	Second Innings	Runs
K Singh	c. MG Shallcross b. LJ McRae	12	c. NM Ephraims b. LJ McRae	20
J Healy	c. LG Petersen b. WJ Kruip	20	c. BR Donker b. AW Thompson	12
E Baker	lbw b. MT Blackman	2	c. MG Shallcross b. LJ McRae	1
JH Hains	c. NM Ephraims b. LJ McRae	0	b. NM Ephraims	41
BA Watts	b. MT Blackman	5	c. NM Ephraims b. LG Pteresen	38
D Callick	c. MG Shallcross b. WJ Kruip	9	st. MG Shallcross b. AW Thompson	3
N Bowtell	c. LG Petersen b. LJ McRae	10	c. NJ Ryall b. WJ Kruip	5
D Arnow	run out	0	st. MG Shallcross b. WJ Kruip	4
J Santin	not out	12	not out	4
JD Muller	b. NM Ephraims	7	b. WJ Kruip	0
J Butat	run out	1	dnb	
C Davies	dnb		c. NJ Ryall b. WJ Kruip	9
	Extras (nb 0, w 1, b 2, lb 0)	3	Extras (nb 0, w 0, b 1, lb 2)	3
	TOTAL	81		140

Valley Bowling	First Innings	Runs	Wkts.	Second Innings	Runs	Wkts.
	Overs	Mdns.		Overs	Mdns.	
NM Ephraims	8.0	2	31	1	21.0	6
LJ McRae	9.0	3	21	3	16.0	6
WJ Kruip	9.4	3	17	2	14.5	5
MT Blackman	11.0	7	10	2	10.0	5
LG Petersen					12.0	3
AW Thompson					12.0	6

Match Result: Valley defeated Wynnum-Manly
Toss Won by: Wynnum-Manly (elected to bowl first)
Captains: BR Donker (VDCC) & N Bowtell (Wynnum-Manly)
Valley Man of Match: AWC Thompson
Umpires: Peter Bolan & Jeff Simmonds
Valley Scorer: Patrick Toolis



VALLEY DISTRICT CRICKET CLUB

KEEPING YOUTH BUSY IN SPORT

AFFILIATED WITH THE QUEENSLAND CRICKET ASSOCIATION

ESTABLISHED 1897



BOB SPENCE SHIELD (FOURTH GRADE) PREMIERS 2015/2016

Back Row: Grant Mitchell (Secretary), Lachlan McRae, Nick Ephraims, Bill Kruij, Peter Easton (President), Pat Culpin (Chairman/Treasurer).

Front Row: Alex Thompson, Liam Petersen, Bob Donker (Captain), Nick Ryall, Sam Cousar, Michael Toolis.

Insets: Martin Blackman, Matthew Shallcross, Lachlan Tindall.

Chairman/Treasurer: Pat Culpin, Secretary: Grant Mitchell, Patron: Allan Border, President: Peter Easton,

Vice Presidents: Geoff Trivett, Gill Chapman, Keith Dudgeon.

FIFTH GRADE – The Roy Tanner Shield

Redlands	107.0
Valley	93.0
Western Suburbs (1)	82.7
Western Suburbs (2)	74.0
Toombul	73.0
Northern Suburbs	60.0
South Brisbane	49.0
Sandgate-Redcliffe	44.0
University of QLD	39.0
Wynnum-Manly	39.0

Fifth Grade Captain's Report: Cameron Skinner

The 2015-16 season was another successful season for the mighty VDCC. From 5th Grade's perspective, this was no exception. Whilst this season may not have ended with a second consecutive premiership, a strong second place resulting in a home semi final (with the captain winning one toss all year) was a very good achievement with a young team.

Pre-Christmas

Our season started strongly with wins over Toombul, Uni, Wests (2), Wynnum and a draw with eventual premiers Wests. A heavy defeat at home to Redlands followed by a loss at Souths provided a reality check heading into Christmas, but the boys expected to bounce back strongly after the break.

Post-Christmas

A strong win at Norths (set up by last minute fill-in Nick Ryall's maiden VDCC ton) to start the run into the finals was followed by a heavy defeat at home to Norths the following week. With the boys in a strong position, rain then forced a draw against Sandgate. Convincing wins against Toombul and Souths to finish the season rewarded us with a home semi.

Semi Final

Following a sharp shower, the skipper did what he does best and lost the toss, and we were sent in to bat on a damp deck on Peter Easton. Losing three wickets in the first hour didn't help, with the middle order making starts but failing to go on with the job, it was left to the lower order to compile a respectable total. Lachy Kirk fought hard for 39, and was helped by Harry Collier and Adam Ball. In the end we scraped our way to 141.

Knowing it would be tough the boys started well and snared the early breakthrough, before bad light stopped play on the Saturday. Pressure was applied early Sunday, however a combination of a drier pitch, line-ball decisions breaking the way of Wests and some good disciplined batting saw them canter to 6/367, putting the game beyond reach. A disappointing way to end the season in which the side had achieved so much.

The Team

Outstanding performances by Sammy Cousar, Lachlan McRae and Michael Toolis throughout the season were rewarded with promotions and these boys were successful in winning a flag with the fourth grade side. Well done lads. Michael's early season form and ability to bat time and grind in tough conditions was outstanding, as was his attitude around the boys. Congratulations on a great first season Mick, hopefully the first of many for the club.

Sammy Cousar continued his development as a top order bat and showed many glimpses of his talent. Another season of hard work and commitment awaits you mate.

Lachlan McRae was outstanding in the games he played for us, his pace and class too good for 5th Grade. One spell at North's in particular changed the game in our favour. Thanks must also go to Marty Blackman for his efforts this season. Marty came to us after an incredible start in Clinton's side and thankfully continued his form for us before helping 4's to their premiership. Marty's passion for the game is obvious, and his leadership in a side with so many younger players was a great learning experience for the boys.

With all these departures some veterans were needed to steady the ship. Thankfully we were able to call Mitch Elms out of retirement (for the fourth time), as well as Brodie Saw and Trent Jones from the higher grades. Mitch's experience and enthusiasm for the game was evident on his return, and his ability with the bat (and ball) was crucial in the second half of the year. A highlight was his 52 ball hundred against Souths, which won us the game to secure a home semi-final. His opening partner Trent played the game at a different pace, but was nonetheless effective. Trent's patience with the bat and sheer pace with the ball was another vital component in the second half of the year. Brodie's leadership in my absence was excellent (he also wins tosses, which helps!) and his glove work was terrific.

The other 'veterans' who were crucial throughout the season were Matty McFadden, Phil Barry, Andrew Pine and Brett Wilson. Matty's tactics and leadership were crucial early in the season, and his guidance and support was very much appreciated. Brett's leadership was the ball and experience at this level was very handy early in the season, as he took plenty of the pressure off the up and coming quicks. Phil was a pillar of strength in our middle order throughout the whole season, with some handy knocks when we were in trouble. Piney was our 'Mr Fixit' for most of the year, batting anywhere from opener to number 9, and taking on the role of our frontline spinner. It was difficult to get the ball out of his hands, but he was rewarded with some big hauls throughout the year.

Caillan Leader, Robbo, Ferg Rees and Lachy Kirk are prime examples of the talent that continues to roll off the VDCC production line. Caillan enjoyed a solid season without leaving the mark on games we know he is capable of. Caillan's talent with the bat is without doubt, and when it clicks he is devastating. Robbo was a solid contributor with bat and ball, just not quite making the impact he did the season before. Ferg Rees is a very handy cricketer, who can impact the game with bat, ball or in the field. Unfortunately he wasn't able to find form with the bat for us this year, but he always managed to leave a mark on the game. Lachy Kirk was close to player of the season, with his ability to change the game with the bat or purchase wickets evident in every game he played. With application, there's no doubt he'll be knocking on the door of much higher grades in coming years.

Our season would not have been as successful without our cartel of young quicks. Adam Ball, Harry Collier, Harry Beath and Matty Kennedy all did fine jobs this year, and made it easy for the skipper to relax in the cordon. Harry Beath was superb this year, his spell at Wynnum on a damp deck was close to unplayable. Unfortunately, Harry injured himself soon after and missed the rest of the season. We hope to see you back next year mate. Matty Kennedy's line and length was valued in the few games he played with us after Christmas. Hopefully Matty is another player we can get a full season out of next year. Bally and H Coll were tremendous, taking on key roles for the side and both had spells throughout the season where they were a class above their opponents. Both are certainly capable of taking the next step and pushing up the grades as they develop further.

As with most lower grade sides, we lost a number of boys to school cricket after Christmas. Jacob Horswill, Cal Tollhurst, Ben Fitzgerald and Harry Willmington all performed well before they headed back to play for their respective schools.

A massive thanks to all of you for your efforts on and off the field this year. Although we didn't quite get there in the end, after losing so many players from a premiership winning team, second place in the home and away season was a huge achievement.

Finally, a huge thanks for Greg Ball for his efforts scoring throughout the year. Thanks also to Gav Brown and Clinton Kempnich for their efforts on Wednesday nights, Mark Jones for all of his efforts and emails throughout the season and Pat Culpan for everything you do. This club simply wouldn't function as successfully as it does without the work that everyone puts in behind the scenes.

See you all next season.

Cam Skinner



State Member for Ashgrove, Kate Jones opens the new nets at Yoku Road.

FIFTH GRADE PREMIERSHIP STATISTICS

Premiership:	Lost in semi final
Matches played:	14: Won 1st innings 7, Drawn 3, Lost 1st innings 4
Records:	Nil

Fifth Grade Batting

Player	Matches	Innings	Not Outs	Best Score	100s	50s	Runs	Average	Catches/ Stumpings
CJ Leader	12	14	-	67	-	2	303	21.64	7/-
LA Kirk	10	12	1	67	-	3	288	26.18	1/-
MJ Elmes	6	7	-	104	1	-	252	36.00	2/-
SJ Cousar	8	8	-	90	-	2	242	30.25	3/-
MJ Toolis	4	4	2	116*	1	-	165	82.50	4/-
JGF Horswill	7	8	2	58	-	1	160	26.67	3/3
PJ Barry	9	10	-	48	-	-	143	14.30	1/-
MT Blackman	4	5	2	74*	-	1	119	39.67	-/-
TC Jones	6	5	-	68	-	1	118	23.60	1/-
CM Skinner	10	9	-	51	-	1	115	12.78	6/-
NJ Ryall	1	1	-	107	1	-	107	107.00	-/-
AN Pine	10	10	1	33	-	-	105	11.67	5/-
BA Saw	7	8	-	23	-	-	75	9.38	8/2
HJ Collier	10	10	4	25	-	-	73	12.17	4/-
CJ Tolhurst	3	4	-	23	-	-	66	16.50	2/-
HP Willmington	3	2	-	33	-	-	58	29.00	-/-
MG McFadden	4	5	-	22	-	-	35	7.00	1/-
FL Rees	5	4	-	22	-	-	31	7.75	4/-
CD Pereira	2	2	-	27	-	-	28	14.00	2/-
BT Wilson	5	4	1	23	-	-	28	9.33	1/-
AL Ball	10	8	5	10*	-	-	22	7.33	5/-
AR Horgan	1	1	1	14*	-	-	14	-	-/-
MJ Kennedy	3	2	1	8*	-	-	12	12.00	1/-
CJ Robinson	6	5	-	11	-	-	12	2.40	2/-
BJ Fitzgerald	2	2	2	8*	-	-	11	-	-/-
PD West	1	1	-	10	-	-	10	10.00	1/-
LJ McRae	3	1	-	8	-	-	8	8.00	2/-
HJ Beath	2	1	-	6	-	-	6	6.00	-/-
KE Bailey	1	1	-	0	-	-	-	0.00	-/-
GC Brown	1	-	-	-	-	-	-	-	1/-
WJ Kruip	1	-	-	-	-	-	-	-	-/-

Fifth Grade Bowling

Player	Overs	Maidens	Runs	Wickets	Average	Best	5 Wkts.
HJ Collier	97.1	23	265	17	15.59	3-19	-
AN Pine	81	6	294	16	18.38	7-89	1
AL Ball	98	26	252	12	21.00	2-4	-
LA Kirk	66	6	280	11	25.45	5-48	1
BT Wilson	57	22	99	11	9.00	4-9	-
TC Jones	41	11	84	11	7.64	6-11	1
MT Blackman	54	12	145	10	14.50	6-24	1
LJ McRae	36.5	9	96	9	10.67	6-15	1
HJ Beath	17	5	37	7	5.29	4-23	-
HP Willmington	36	6	110	4	27.50	3-4	-
MJ Elmes	20	2	72	4	18.00	3-17	-
BJ Fitzgerald	19	4	40	3	13.33	1-0	-
FL Rees	15	3	48	2	24.00	2-19	-
WJ Kruip	13	1	50	2	25.00	2-50	-
CJ Leader	17	2	63	1	63.00	1-8	-
MJ Kennedy	14	2	45	1	45.00	1-17	-
CJ Robinson	11.4	-	63	1	63.00	1-20	-
GC Brown	3	-	32	1	32.00	1-32	-
CJ Tolhurst	9	1	51	-	0.00	0-51	-
BA Saw	8	-	39	-	0.00	0-6	-
PJ Barry	4	1	21	-	0.00	0-21	-
MG McFadden	4	-	31	-	0.00	0-31	-
CM Skinner	3	-	26	-	0.00	0-26	-
CD Pereira	1	-	2	-	0	0-2	-

SIXTH GRADE – The WEP Harris Shield

Valley (2)	116.9
Sandgate-Redcliffe	100.0
Valley (1)	99.0
Redlands (1)	98.9
Northern Suburbs	84.0
Toombul	63.0
Wynnum-Manly	60.4
Redlands (2)	54.0
South Brisbane	50.9
University of QLD (2)	48.0
Western Suburbs	41.0
University of QLD (1)	21.9

Sixth Grade (No. 1) Captain's Report: Clinton Kempnich

A great bunch of blokes who started with, visited and remained in this side throughout the season. Often the starting ground for many of our juniors into senior grades, the worth of this grade should never be underestimated. A large proportion of our higher grade players and now middle grade journeyman started in this grade. Whilst overall standards across lower grades appears to have fallen across the competition, Valleys continues to put teams with youth talent and “old bloke” experience on the park. As a result we are always competitive. But more than this, we also teach players how to respect the game and club.

We play it hard, learn from our mistakes, encourage others (congratulate opposition players), win humbly and lose graciously. Above all we have fun. This is the driving force to coming back and being part of a unit that is more important than just you. The ability to do this is underwritten by the core strength of players such as Michael Shinnick, Stu Rees and Marty Blackman, who all understand the ethos of this side.

Stu is the ‘Spirit of Cricket’ gentleman; Prickle is the bloke that shows that there are many roles other than just batting, bowling and fielding and Marty gets the youngsters to believe in themselves as players. The advent of James Hicks in this team and back to the cricket field was an added bonus for us. A great young bloke who has come back to enjoy his cricket. He added talent, experience and a youthful perspective. Willow was a great asset to the side, as were Kyle and Conor (28 poles at 18 average; not bad for a leggie) who provided good all-round contributions.

So my job is to ensure that the rest remained focused on observing and learning from this behaviour. Thanks to those guys who make captaining this side a great experience.

The young blokes such as Rory, Koops, Paddy, James W, Brendan B, Benny, Cookie, Ferg and co all enjoyed themselves and improved as the season progressed. Many had to go back to school cricket and will hopefully be back again next year after their introduction to senior cricket.

One memorable highlight was Koopyr Bailey’s maiden ton (102*) at Wests. He and Marty put on a third wicket partnership record of **353*.... a club record across all grades for any wicket**. Yes all grades... any wicket and all history, truly mind boggling when you think of it, and really not enough was made of it to be frank. Marty (234*) guided Koopyr in this entire innings and kept urging him on. It was wonderful to be a spectator for this.

It was also a great moment when Prickle became the highest stumper (58 victims) in the club’s history. Well done mate.

Other standout moments among many were:

- Prickle’s ton off 50 odd balls.
- James Wallington and the old number 11 getting us home, putting on 20 for the last wicket.
- Dan Cook’s hat trick across two innings of a game. Worthwhile mentioning that James is a left arm wrist spinner and took 16 wickets at 21 average in his first senior season. He raced to each game after playing for BBC in the morning post Christmas. Valley spirit for sure.

We again had a great start and had a few close calls in winning one game by one wicket, losing another by a run and missing an outright by one run (which the books later showed we had won). These little things all added up to us finishing third which loses home ground advantage and means you must win in the semi-final. The bonus was that we would not have to play a derby semi, which most players from both sides don’t relish.

In the semi we came up against the Gators who had beaten us in the rounds. We were confident, although the Sandgate pitch was a road. We lost the toss and they batted. It soon became apparent why the most runs scored in first grade had been scored at this ground: a cement pitch and a lightening outfield. We toiled hard and kept in the hunt, while never really getting a roll on until late in day 1. To their credit, they had some good young players who could bat time and rotate strike and they batted their team into a very comfortable position.

Given time, anything was chaseable here and on day 2 we needed to take the remaining wickets in an hour or so. A few lapses meant this did not happen and the Gators were finally all out for 344.

So we gave it a crack, needing approximately 8 an over. Well we gave them some anxious moments with some massive and classical hitting from James Hicks and some massive whacking from Kyle. We went at nearly 10 an over until wickets ran out.

So the sun set on another cricket season and another new season is not too far away. Thanks to those who keep supporting and believing in the pathways model of youth and experience.

Congratulations to Jon Malone and his crew who went on to beat the Gators in the GF. Good stuff.

Clinton “George” Kempnich

SIXTH GRADE (No. 1) PREMIERSHIP STATISTICS

Premiership:	Lost in semi final
Matches played:	14: Won outright 1, Won 1st innings 8, Drawn 2, Lost 1st innings 3
Records:	Partnership record 3rd wicket (& all time): MT Blackman & KE Bailey 353* Stumpings (all time): ML Shinnick 58

Sixth Grade (No. 1) Batting

Player	Matches	Innings	Not Outs	Best Score	100s	50s	Runs	Average	Catches/Stumpings
MT Blackman	4	4	2	234*	2	-	361	180.50	2/-
ML Shinnick	13	13	2	101	1	1	353	32.09	6/6
JJ Hicks	8	8	2	69*	-	2	214	35.67	3/-
KE Bailey	8	9	2	102*	1	-	196	28.00	1/-
SA Rees	13	14	2	46*	-	-	178	14.83	12/-
BM Hayter	10	10	2	35	-	-	173	21.62	2/-
FL Rees	7	6	2	56*	-	1	163	40.75	2/-
KJ Coleman	7	7	-	41	-	-	127	18.14	2/-
B Badenhorst	9	9	-	40	-	-	123	13.67	4/-
DJ Cook	7	7	1	48*	-	-	111	18.50	3/-
CIF Rees	13	10	3	22	-	-	86	12.29	9/-
BT Wilson	6	6	2	51*	-	1	73	18.25	2/-
HJ Collier	1	1	1	36*	-	-	36	-	-/-
RG Campbell	3	3	-	21	-	-	34	11.33	1/-
CF Kempnich	12	6	3	9	-	-	29	9.67	8/-
HI Rees	1	1	1	24*	-	-	24	-	-/-
MA Friend	1	1	-	21	-	-	21	21.00	-/-
PW Cotter	7	4	-	8	-	-	19	4.75	5/1
LG Petersen	1	1	1	17*	-	-	17	-	-/-
MP Van Homrigh	1	1	-	17	-	-	17	17.00	-/-
CB Best	2	3	-	7	-	-	14	4.67	-/-
JJ Wallington	11	4	2	10*	-	-	11	5.50	1/-
JA Godkin	1	1	1	10*	-	-	10	-	2/-
MG McFadden	1	1	-	5	-	-	5	5.00	2/-
DG Mander	1	1	-	4	-	-	4	4.00	-/-
MJ Kennedy	2	1	1	1*	-	-	1	-	-/-
LJ McRae	1	1	-	0	-	-	-	0.00	-/-
AL Ball	2	-	-	0	-	-	-	-	-/-
SD Heyward	1	-	-	0	-	-	-	-	-/-

Sixth Grade (No. 1) Bowling

Player	Overs	Maidens	Runs	Wickets	Average	Best	5 Wkts.
CIF Rees	143	23	506	28	18.07	5-37	1
CF Kempnich	175.1	59	222	22	10.09	4-13	-
JJ Wallington	95	16	349	16	21.81	4-43	-
BT Wilson	78	26	166	12	13.83	3-11	-
KJ Coleman	77	22	165	11	15.00	2-6	-
JJ Hicks	60	18	129	11	11.73	5-19	1
B Badenhorst	61	11	181	9	20.11	3-29	-
DJ Cook	22	-	93	8	11.62	4-20	-
MT Blackman	49	19	87	7	12.43	3-38	-
FL Rees	20	2	70	7	10.00	3-20	-
MJ Kennedy	18	6	39	4	9.75	2-15	-
DG Mander	18	3	68	3	22.67	3-68	-
LJ McRae	10	3	11	3	3.67	3-11	-
SD Heyward	12	-	27	2	13.50	2-27	-
HJ Collier	9	-	28	1	28.00	1-28	-
CB Best	3	1	4	1	4.00	1-4	-
BM Hayter	28.2	8	53	-	0.00	0-12	-
AL Ball	15	2	33	-	0.00	0-14	-
JA Godkin	6	1	18	-	0.00	0-18	-
LG Petersen	4	1	8	-	0.00	0-8	-



James Wallington & Clinton Kempnich after saving the match against Redlands.



Clinton Kempnich & Michael Shinnick at Sandgate-Redcliffe.

SIXTH GRADE (No. 2)

Sixth Grade (No. 2) Captain's Report: Jon Malone

Round 1:

In what was to become a season staple, we lost the toss and were given the new ball. Brilliant bowling from Sam Kirk (4/12 off 6.1) got us off to a great start, the remainder shared between Callum Zipf (2/13 off 6) and one each for Kaidyn Brown, Ben Fitzgerald and Brown (the elder). Norths all out 73 in 30 overs.

Despite a solid start from Jimmy O'Connor and Callum Tolhurst (12 each) and contributions from the tail (Ben Hayter 15 and Kaidyn 16), we made hard work of the run chase to finish all out for 101 as the sun went down.

Despite a beautiful sunny day, the second weekend was washed out by rain on Friday night – the grounds staff forgetting there are three ovals at Norths. First innings win to Valleys and a good start to our Premiership defence.

Round 2:

A two dayer at home against Sandgate-Redcliffe saw a few veterans join us for a run. Thanks to Ando and Mitch for filling in at short notice. We won the toss and batted on what looked a flat number 3, but early indications were worrying with Mitch out for a solid 2, bunting one back to the bowler. The squids steadied the ship, thanks to a fantastic 63 from Callum Tolhurst, supported by Tom Pappalardo (26), Nick Whip (20), Tolly Senior (21) and Sam Kirk (20). Valley all out for 168.

Bowling honours were shared around, with 2 to Kirky, Zippy, Ando and Malone. Sandgate-Redcliffe all out for 135. A first innings win to the good guys.

Whippy set up the second innings with fast 31 to give us a crack at the outright. Failing light, and the oldies abandoning ship to prop up the bar, saw us fall 6 wickets short. Aside from the slightly older captain, the average age of the second innings fielders was 16. Despite breaking my finger, it was a great fun afternoon and the reason I still play cricket. Maiden senior Premier Grade wickets to Haydn Whyte and Callum Tolhurst.

Round 3:

Brown the elder took over the captaincy for a couple of months while I nursed my catastrophic injury back to health. Another interesting start to the game, with a burst water main on Uni 7 washing out day 1.

Day 2 saw Uni (2) win the toss and bat. Zippy was the pick of the bowlers (3/19 off 6), with 2 each to Fitzy, Micallef and G Brown. Uni all out for 116 off 30 overs. Simon Tolhurst top scored in the chase with 36. Also in the runs, Tom Pappalardo cemented his opening spot with 15 and 23 to Whippy. Valley notched up the win in the 28th over. 3 from 3!

Round 4:

We won the toss and batted in what turned out to be the Brown show. 100 to G Brown and 50 to Kaidyn. Valley all out for 210 in the 49th. Blake the best of the bowlers (3/8 off 7) and 2 each to Fitzy, Kaidyn, and Jarvis. Souths all out for 66, after which we invited them to have another go. Wickets again to Fitzy, Zippy and Blake (2 each) saw Souths crumble all out for 58 and an outright win for the good guys. A special mention for Jarvis with 5 catches for the match. The fittest bloke ever to play 6th Grade was an absolute ball magnet!

Round 5:

A 2 dayer against Toombul at the Grammar fields. In one of the most bizarre toss wins ever, Toombul won and decided to bat.

All out for just 23 may have earned their captain a kicking at training that week (although to be honest, I doubt a lot of training was going on anyway). The squids ripped them apart. Sam Kirk 4/2 off 4 and Ben Shannon 3/15 off 6 the best.

Valley all out for 138. Matt Taylor 52 and Sam Kirk making an early play for MOTM honours with 33*.

Toombul's second innings was a little better, but all out for 134. Ryan Brown in the wickets 3/13 off 8, and 2 each to Captain Brown and Ben Shannon. Not enough though, with Valley cruising home to another outright win.

Round 6:

A 2 dayer versus Uni (1). Seems to be a recurring theme with Uni winning the toss, batting and being knocked over for a measly 74. Obviously intimidated by my return from injury (or their ability to only field 9 batsmen on day 1). 5/23 off 10 from Blake, and one each to Kirk and Malone.

A brutal 133* from Rhino, 54 from Bowe and Kaidyn with 36 gave us the first innings and set up an interesting second day. Valley declared at 4/283. Uni 7th wicket partnership of 100+ ensured Valley batted again – for an over at least. Kaidyn hit the winning runs off the 4th ball of our 2nd innings. 6 from 6!

Round 8:

After a disappointing wash out in round 7 (our only game on Norm McMahon), we trudged out to Redlands for a top of the table clash in our last game before the break. We won the toss, sent Redlands in and were rewarded immediately through a great opening spell by Ben Shannon (3/16 off 5) and Kaidyn (3/26 off 5). Blake cleaned up with another bag of wickets (3/6 off 6). Redlands all out for 88.

Callum Tolhurst starred with the bat, setting us up with 43. Play of the day also goes to Tolly Junior, pinching 2 free hits off his more experienced batting partners with quick singles (Brown Senior and his Dad!). Valley passed the required total in the 25th over for an early trip home, going into the break with 7 wins (including 3 outrights) and a wash out from 8 games to be firmly at the top of the ladder.

Round 9 (The Derby):

Post Christmas skin folds revealed that most of the elder brigade had spent considerable time at various watering holes, and despite being heavily refreshed were a little off our game.

We won the toss and batted first on a number 3 "special". Captain Malone instantly regretting his decision, as the top 5 batsmen fell for just 13 runs. R Brown is still complaining from his hospital bed about being bowled top of off stump, by a bouncer! Blake helped us to a defendable total, top scoring with 29 off a million balls, ably supported by Zippy (8 runs, also off a million balls). Valley 6th (2) all out for 77.

Fighting hard to the last wicket, we managed to hold George's men to 113 to record our first loss of the year, despite some good bowling from Robbo (5/46 off 17) and Malone (3/20 off 15). Valley 6th (1) wins first innings. We fared better in the second dig, all out 100. Rhino (46*) made up for his first innings disgrace (sorry mate left at the altar by a faltering tail). George's men had 9 overs to chase 64. Swinging for the fences proved too difficult, with 3 wickets for Zippy and 2 for Kaidyn keeping them honest. Well done again George!

Round 10:

Back at Mitchie and a one dayer against Wests was just what the doctor ordered after a loss. In what had become a season theme, the opposition won the toss and sent us in. Must have been spitting chips watching Jimmy hit the scoreboard for the first time this season with 32 (mostly boundaries), 50 to Matt McFadden (in his first appearance), and Kaidyn once again the pick of the middle order with 37*. Valley all out for 208.

Our opening partnership of Fitzzy (3/16 off 7) and Brown (2/19 off 5) yielded 5 wickets. Another 3 for Zippy (3/14 off 6) ensured an early afternoon. A steak and several pints of exercise at the Newmarket for those old enough to know better.

Round 11:

An interesting match-up, although a cigarette burn in the covers ensured another lost day of play. Day 2 saw another lost toss, being sent in by a very confident Wynnum Manly skipper. Matty and Jimmy battled hard for 21 each. Rhino 18 and Matt McFadden with 22 the only other notable mentions. All out 124.

Can this team defend a small total – Yes we can! Lachy Kirk the pick of the bowlers with 3/16 off 7, supported by McCauley Hughes in his Premier Grade debut (2/13 off 7) and Rhino with 2/26 off 7. Wynnum Manly all out for 103. A long way home after a loss for a very vocal opposition.

Round 12:

Another week, another lost toss. But guess who batted first? Must be something about Mitchie that spooks our opposition into thinking it gets better as the day goes on.

It looked gloomy early, losing our top 6 for 25 runs. Lachy Kirk (49) and Tolly senior (33) dug us out of a big hole. Kirky was the last wicket, stumped on 49 after doubting the longevity and batting ability of his number 11 (who found some form with 10* off 3 balls). No respect for his captain!

Valley all out for 127. What did I say about small totals? Another nail biter. Or not. 5 wickets to Rhino (5/22 of 8) and the rest shared: Kaidyn 2, Kirky 1, Connor Jell 1 (his maiden Premier Grade game and wicket). Another brilliant fielding display and the iron gloves of keeper Bowe (yes, I know what I said) ensured the win. Redlands all out for 82.

Round 13:

Redlands roadtrip for our first Sunday game of the season, on one of the best grounds around (not to mention the toasties). Lost the toss again (surely this is a record) and Redlands in to bat. Anticipating a long day in the field, it was nice to see the older brigade show up in fine form – or was that a form guide (seen sticking out of several pockets from a Saturday at the races). A flat wicket and batsmen intent on boring us to death. Tight bowling (wickets shared between Rhino 3, Jelly 2, Zippy 2) and a brilliant run out saw Redlands in the sheds for 113 off 52 overs.

Some late order heroics were required to get us out of trouble. The top order stumbled again, losing 5 wickets for 19 runs. I'll try and keep this positive, but lucky for you blokes our bowlers can bat. A very nice 47* for Bowe and 23 for Blake saw us pass the Redlands total and build a nice buffer. All out for 138.

Redlands then shut up shop with 47 overs left in the final day, finishing up 8/90 (wickets to Kaidyn 3 and Zippy 3). Valley first innings win, top place on the ladder and a home semi-final.

Semi-Final:

We win (the toss). There is significant rejoicing, until I decide to bat. Tough call, but captains who bat 11 are made of stern stuff. Get out there batsmen! Top 4 back in the sheds with just 11 runs on the board. I love the determination to hold something back for

the final, but this is ridiculous. Jady (36) and Kaidyn (30) help save the day and we have a small total of 131 to defend.

In yet another man of the match performance, Kaidyn set up the win with 3/27 off 10. Zippy, swinging the ball both ways, completely outclassed the top order to finish with 3/3 off 6. Fitzzy completed the win with 2/14 off 9. Special mention to Tom Pappalardo behind the stumps, who held everything that came near him, finishing with 4 catches.

Our second innings started with a bang. Jimmy, taking some constructive feedback on board, put his head down and set us up for the win with 34 (at half his usual run rate). Matty Taylor dropped down the order this week and found some form with a quickfire 61* to ice the game for us.

Redlands decided to have a crack at winning the game, requiring 210 runs from 7 overs. Fitzzy opened the bowling, 2 overs 3/8. Pretty good! Tom Pappalardo ditched the gloves and took a wicket with his first ball - 1/1 off 2. Better!

Enter Matthew Legend Taylor (not sure that's his real middle name, but it bloody well should be). Matty hasn't bowled for 2 seasons, since Ephraims took 72 of one of his overs in a 2014 trial game, but has consistently begged for a bowl. One over Matt, no more. Let the record show that over went as follows:

- Wicket
- Dot
- Wicket
- Wicket
- Wicket (9 fielders surrounding the bat, slow clap from the hill)
- Dot (how the ump didn't give this out LBW will be a source of mystery for many years to come)

The hill and players on both sides went wild. 4/0 off 1 including a hat trick. Matty casually strolls to fine leg, refusing the offer of another over. "Don't want to ruin the average Jon". Magic. Most fun I've had on a cricket pitch (during the day anyway).

The Grand Final:

So, I lose another toss. Sandgate will bat first. We had a fantastic bowling line up so I was secretly happy we were bowling first. A few early wickets set us up and everyone was on fire in the field. A couple of middle order partnerships made us work hard for the wickets, with great catching keeping us up and about. Sandgate all out for 194 (wickets to Malone 3, Kaidyn 3 and McFadden 2).

Our top order finally fires – YES! Jimmy 24, Brown 26, Matt McFadden 26 and another classy 40 from Kaiydn (I didn't snick that) Brown sneaking us over the line, all out for 207.

The second weekend saw a little weather around, but the wicket was a belter. Sandgate dug in for their second innings, but fell in a heap after some top order resistance. All out for 122. Robbo 4/29 off 7 was the pick of the bowlers. With about 30 overs left to negotiate, Brown senior put the result beyond doubt with a fast 36. Sandgate conceded early in the final session to seal the win. Player of the final was Kaidyn Brown.

Another great year boys. Consensus at the post final celebrations was that it was the best ever. Brown reckons he'll hang up his boots again (rubbish we say). I'm very glad to be part of this team's success, very proud of the juniors making their way into my team, even prouder when they get promoted up. Finally, very proud to be part of this great club and very grateful for the opportunity to captain a great bunch of blokes.

Thanks for a great season. I'll be back next year to defend the title if you'll have me.

Jon Malone

SIXTH GRADE (No. 2) PREMIERSHIP STATISTICS

Premiership:	Premiers
Matches Played:	15: Won outright 1, Won 1st innings 10, Drawn 2, Lost 1st innings 2
Records:	Nil

Sixth Grade (No. 2) Batting

Player	Matches	Innings	Not Outs	Best Score	100s	50s	Runs	Average	Catches/Stumpings
RA Brown	11	14	3	133*	1	-	279.00	25.36	20/-
KC Brown	14	17	4	50	-	1	263.00	20.23	9/-
JK Bowe	13	15	1	54	-	1	225.00	16.07	13/1
GC Brown	12	13	-	103	1	-	214.00	16.46	10/-
ML Taylor	11	13	1	61*	-	2	197.00	16.42	6/-
SJ Tolhurst	8	11	2	36*	-	-	161.00	17.89	4/-
CJ Tolhurst	6	8	1	63	-	1	144.00	20.57	2/-
JD O'Connor	8	10	-	34	-	-	142.00	14.2	1/-
MG McFadden	6	8	1	50	-	1	102.00	14.57	2/-
TS Pappalardo	8	8	-	26	-	-	94.00	11.75	11/1
NM Whip	4	6	1	31	-	-	87.00	17.4	3/-
SJ Kirk	5	6	1	33*	-	-	67.00	13.4	3/-
CG Zipf	10	10	1	26	-	-	65.00	7.22	5/-
LA Kirk	2	2	-	49	-	-	60.00	30	1/1
BR Micallef	9	7	2	29*	-	-	60.00	12	-/-
CJ Robinson	7	7	2	19	-	-	44.00	8.8	2/-
JN Malone	10	10	2	11	-	-	42.00	5.25	5/-
BJ Fitzgerald	7	7	2	10	-	-	19.00	3.8	3/-
BM Hayter	1	1	1	15*	-	-	15.00	-	-/-
CA Jell	2	2	-	12	-	-	14.00	7	1/-
JR Black	1	1	-	10	-	-	10.00	10	5/-
MJ Kennedy	2	1	-	4	-	-	4.00	4	-/-
BP Shannon	5	2	-	4	-	-	4.00	2	1/-
GW Mitchell	1	1	-	2	-	-	2.00	2	-/-
HG Whyte	1	2	-	0	-	-	-	0	-/-
C Smith	1	1	-	0	-	-	-	0	-/-

Sixth Grade (No. 2) Bowling

Player	Overs	Maidens	Runs	Wickets	Average	Best	5 Wkts.
KC Brown	147.4	30	386	30	12.87	3-17	-
CG Zipf	87	42	172	25	6.88	3-3	-
BR Micallef	105.4	21	250	21	11.90	5-23	1
RA Brown	62	16	135	20	6.75	5-22	1
BJ Fitzgerald	69	12	198	18	11.00	3-8	-
JN Malone	102	35	239	14	17.07	3-20	-
CJ Robinson	53.2	12	171	12	14.25	5-46	1
SJ Kirk	33.2	12	63	12	5.25	4-2	-
BP Shannon	59.2	21	95	11	8.64	3-15	-
GC Brown	33	12	58	6	9.67	2-8	-
LA Kirk	11.1	2	27	4	6.75	3-16	-
ML Taylor	6	3	12	4	3.00	4-0	-
CA Jell	25.1	6	48	3	16.00	2-27	-
JR Black	12	4	14	3	4.67	2-8	-
RAJ Anderson	8	2	16	2	8.00	2-16	-
MM Hughes	7	-	13	2	6.50	2-13	-
MG McFadden	4	2	4	2	2.00	2-4	-
AL Ball	14	2	38	1	38.00	1-38	-
MJ Kennedy	6	2	15	1	15.00	1-15	-
CJ Tolhurst	6	-	21	1	21.00	1-1	-
HG Whyte	5	1	17	1	17.00	1-9	-
TS Pappalardo	2	-	1	1	1.00	1-1	-
JK Bowe	1	-	9	-	0.00	0-9	-
NM Whip	0.1	-	-	-	0.00	0-0	-

SIXTH GRADE FINAL
VALLEY (No. 2) v SANDGATE-REDCLIFFE
12, 13 & 19, 20 March 2016, Peter Easton Oval, Ashgrove

Sandgate-Redcliffe Batting		First Innings	Runs	Second Innings		Runs
M Rothnie	c. GC Brown	b. JN Malone	3	b. JN Malone		37
JM Whitehead	b. AL Ball		2	b. CJ Robinson		1
J Davey	lbw	b. JN Malone	0	c. JN Malone	b. CJ Robinson	3
H Thompson	lbw	b. KC Brown	90	c. RA Brown	b. KC Brown	0
DE Masters	c. & b. JN Malone		28	c. JN Malone	b. RA Brown	43
R Brooks	c. KC Brown	b. RA Brown	36			
D Brown	c. AL Ball	b. MG McFadden	9	c. JD O'Connor	b. CJ Robinson	3
M Schrader	lbw	b. MG McFadden	2	c. JN Malone	b. CJ Robinson	1
NK Brown	c. JK Bowe	b. KC Brown	5	b. JN Malone		6
LA Munro	b. KC Brown		6	c. & b. RA Brown		16
M Petzer	not out		4	not out		3
JL Rosentreter				lbw	b. BJ Fitzgerald	2
	Extras (nb 2, w 2, b 4, lb 1)		9	Extras (nb 1, w 0, b 0, lb 1, penalty 5)		7
	TOTAL		194	TOTAL		122

Valley (No. 2) Bowling		First Innings			Second Innings			
	Overs	Mdns.	Runs	Wkts.	Overs	Mdns.	Runs	Wkts.
AL Ball	14.0	2	38	1				
JN Malone	16.0	6	30	3	6.0	0	38	2
KC Brown	13.5	4	23	3	4.0	0	10	1
RA Brown	14.0	5	24	1	3.0	0	5	2
BR Micallef	16.0	2	42	0				
ML Taylor	5.0	2	12	0				
GC Brown	11.0	5	16	0				
MG McFadden	4.0	2	4	2				
BJ Fitzgerald					6.0	0	34	1
CJ Robinson					7.2	1	29	4

Valley (No. 2) Batting		First Innings	Runs	Second Innings		Runs
JD O'Connor	lbw	b. H Thompsom	24	c. NK Brown	b. M Schrader	5
GC Brown	c. M Schrader	b. M Petzer	26	c. J Davey	b. NK Brown	36
MG McFadden	lbw	b. H Thompsom	26	not out		3
SJ Tolhurst	c. LA Munro	b. D Brown	19	not out		1
RA Brown	c. M Rothnie	b. M Schrader	10			
ML Taylor	b. H Thompsom		15			
JK Bowe	b. M Schrader		10			
KC Brown	lbw	b. M Petzer	40			
CJ Robinson	lbw	b. NK Brown	5			
BJ Fitzgerald	not out		0			
JN Malone	c. LA Munro	b. NK Brown	1			
	Extras (nb 5, w 6, b 15, lb 5)		31	Extras (nb 0, w 1, b 5, lb 0)		6
	TOTAL		207	TOTAL		51

Sandgate-Redcliffe Bowling		First Innings			Second Innings			
	Overs	Mdns.	Runs	Wkts.	Overs	Mdns.	Runs	Wkts.
M Petzer	13.0	3	37	2				
LA Munro	3.0	0	18	0	7.0	2	27	0
JM Whitehead	12.0	1	41	0				
H Thompson	19.0	6	35	3				
D Brown	5.0	0	16	1				
M Schrader	12.0	3	29	2	7.0	2	14	1
NK Brown	7.1	0	11	2	1.0	0	2	1
M Petzer					2.0	1	3	0

Match Result: Valley (2) defeated Sandgate-Redcliffe
Toss Won by: Sandgate-Redcliffe (elected to bat first)
Captains: JN Malone (VDCC) & JM Whitehead (Sandgate-Redcliffe)
Valley Man of Match: KC Brown
Umpires: Jayvan Ruddick-Collins & Alex Bogicevic
Valley Scorer: Patrick Culpan



VALLEY DISTRICT CRICKET CLUB

KEEPING YOUTH BUSY IN SPORT
AFFILIATED WITH THE QUEENSLAND CRICKET ASSOCIATION
ESTABLISHED 1897



WEP HARRIS SHIELD (SIXTH GRADE) PREMIERS 2015/2016

Back Row: Grant Mitchell (Secretary), Matt Taylor, James O'Connor, Callum Zipf, Ben Fitzgerald, Ryan Brown, Chris Robinson, Peter Easton (President), Pat Culpin (Chairman/Treasurer).

Front Row: Tom Pappalardo, Matt McFadden, Jon Malone (Captain), Kaidyn Brown, Gavin Brown, Simon Tolhurst.

Insets: Jaydn Bowe, Ben Shannon, Adam Ball, Blake Micallef. Absent: Sam Kirk, Callum Tolhurst, Nick Whip.

Chairman/Treasurer: Pat Culpin, Secretary: Grant Mitchell, Patron: Allan Border, President: Peter Easton, Vice Presidents: Geoff Trivett, Gill Chapman, Keith Dudgeon.

C1 SUB DISTRICTS COMPETITION

Valley	128.28
Coorparoo	113.02
Taringa Rovers	95.11
Southside Cobras	91.43
Wolston Park/Centenary	90.03
Ashgrove	78.27
Logan City	61.63
South Brisbane Junior	32.45

C1 Sub Districts Captain's Report: Mark Irwin

The new season saw nearly all players from the previous year back up. We were in the same grade so had high hopes of success. As the year progressed we managed to win 5 games outright and 5 on first innings. We did lose 4 games during the year and 3 of them were against Coorparoo, the ultimate premiers. While we were the best bowling side, they were the best side and only finished second due to weather.

Our bowling was quite outstanding, with Jamie Alexander (51 wickets @10.63), Greg Carlson (38 wickets @5.68), Anthony Horgan (34 wickets @ 7.24) and David Mackie (30 wickets @ 11.80) leading us to many victories. They were backed up by Bob Jones (11), Leigh Warner (9) and Pat Horgan (8), who all didn't get as many overs as they deserved due to the quality of our top 4 bowlers.

Greg took 10 for 35 in a match against Logan and Anthony took 10 for 48 against Wolston Park.

While bowling was our strength, our batting was ok, but relied heavily on Anthony Horgan (521 @ 40.08) and Pat Horgan (504 @ 56.00). Pat has always looked the goods, but this year he was far more consistent with four 50's, while Anthony continues to show what a good batsman he is.

Zeke Pendergast 219 and Les Dawes 265 were the next best. Les was greatly missed in the final and has had a shoulder operation in the off season. Let's hope it isn't the end of Parrot's career.

Jamie Alexander 138, Peter Lynch 131, Greg Carlson 129 and Leigh Warner 124 were also solid contributors and help win a few games.

In the field our catching was acceptable for the level we are playing at. Greg 10 and Jamie 9 took the most catches in the field. Kyle Tuite kept well this year and took 13 catches and 2 stumpings.

After finishing minor premiers we got to play the Semi at Ashgrove 2 v Southside Cobras. Les Dawes and myself had

booked a trip to South America and would miss the finals. While I was no loss Les was missed in the final. We were sent in and struggled to 182. Zeke got a patient 56, Leigh 31 and Anthony 21. Cobras got to 1-38 but then lost 4-1 just before stumps, with Greg and Anthony both taking two wickets. It rained overnight and the outfield was too wet to play on Sunday, so we progressed to the final.

So on to the Final v Coorparoo, also on Ashgrove 2. We won the toss and elected to bowl on a shortened day due to rain. At stumps they had reached 5-60 off 30 overs and we thought we were in a solid position with a day to go. The second day started in a strange manner with the two Coorparoo batsmen batting the whole session for about 40 runs. They needed to win to take it and this seemed to be taking up a lot of time. But after the break they got another 40 quickly and set us 152 to win in about 50 overs. Surely we could do that or at least bat the overs! The bowlers had toiled hard with Dave 2-20 off 18 overs, Greg 2-14 off 18 overs, Anthony 0-27 off 21 overs and Jamie 2-66 off 21 overs, all bowling beautifully.

But in the fifth over we were 3-5. A nice partnership between Pat and Anthony got us to 46 and back on track. And then in 9 overs we lost 7-9. All out for 55 on the same pitch we could only get 1 wicket in 40 overs in the morning. To say we were where devastated was an understatement. 5 ducks.....

Once again a huge thanks to Peter for stocking the Esky every week. The best part of every day was sitting around after the game listening to the same old stories over a beer or a soft drink. Thanks to all the guys for a great season. Greg has said he is retiring. His bowling will be missed. Hopefully everyone else will be back next season.

A big thanks for Mark Jones as Selector and Ken Mackay as the Captain of the C2 side. I will miss you next season Slash – well played mate.

Mark Irwin

C1 SUB DISTRICTS PREMIERSHIP STATISTICS

Premiership:	Minor premiers, lost in semi final
Matches played:	16: Won outright 5, Won 1st innings 7, Lost 1st innings 4
Records:	Nil

C1 Sub Districts Batting

Player	Matches	Innings	Not Outs	Best Score	100s	50s	Runs	Average	Catches/Stumpings
AR Horgan	14	15	2	97	-	3	521	40.08	6/-
PM Horgan	13	14	5	85*	-	4	504	56.00	7/-
LA Dawes	14	17	4	61*	-	1	265	20.38	3/-
ZT Pendergast	15	15	2	56*	-	1	219	16.85	5/-
JP Alexander	16	13	4	35*	-	-	138	15.33	9/-
PF Lynch	13	12	-	40	-	-	131	10.92	2/-
GJ Carlson	14	11	2	26	-	-	129	14.33	10/-
LR Warner	14	12	-	33	-	-	124	10.33	3/-
CS Baldwin	8	6	1	62	-	1	80	16.00	-/-
RH Jones	13	10	3	23*	-	-	65	9.29	2/-
DJ Mackie	13	8	1	21	-	-	41	5.86	1/-
B Badenhorst	1	2	-	25	-	-	34	17.00	-/-
JS Hine	1	1	1	32*	-	-	32	-	-/-
JH O'Brien	3	4	-	14	-	-	25	6.25	1/-
MB Irwin	14	6	1	10	-	-	22	4.40	2/-
CB Best	1	2	-	9	-	-	17	8.50	1/-
JT Roseler	3	2	1	13	-	-	14	14.00	2/-
MG McFadden	1	1	-	12	-	-	12	12.00	2/-
WR Hamburger	3	1	-	9	-	-	9	9.00	1/-
KT Tuite	14	9	3	2*	-	-	8	1.33	13/2
JK Bowe	1	1	-	6	-	-	6	6.00	3/-
RA Brown	1	2	-	2	-	-	2	1.00	3/-
JM Moloney	1	1	1	0*	-	-	-	-	-/-
MJ Farley	1	-	-	0	-	-	-	-	-/-
J Voll	1	-	-	0	-	-	-	-	1/-

C1 Sub Districts Bowling

Player	Overs	Maidens	Runs	Wickets	Average	Best	5 Wkts.
JP Alexander	185.2	40	542	51	10.63	6-17	3
GJ Carlson	117.3	43	216	38	5.68	6-20	1
AR Horgan	106	36	246	34	7.24	6-21	1
DJ Mackie	139	32	354	30	11.80	4-9	-
RH Jones	26	4	82	11	7.45	3-6	-
LR Warner	38	6	148	9	16.44	3-29	-
PM Horgan	26	1	152	9	16.89	3-44	-
JT Roseler	21	4	46	7	6.57	3-13	-
B Badenhorst	13	5	16	2	8.00	2-8	-
JK Bowe	3	-	13	2	6.50	2-13	-
CB Best	8	-	33	1	33.00	1-33	-
JM Moloney	3	1	7	1	7.00	1-7	-
J Voll	7	-	20	-	0.00	0-20	-
LA Dawes	2	-	27	-	0.00	0-27	-
PF Lynch	2	-	4	-	0.00	0-4	-

C2 SUB DISTRICTS COMPETITION

Valley	89.72
Wynnum-Manly	86.82
Bracken Ridge	81.27
Moggill	71.14
Park Ridge	69.41
Stafford District	66.68

C2 Sub Districts Captain's Report: Ken McKay

The season which almost brought home the bacon.

Minor Premiers but defeated by Moggill in the Semi Final.

The side this year discovered how to win the close ones, leading to 11 wins from 14 games.

Some memorable moments from the season:

- The second round game against Kenmore. After our batsmen had posted a respectable 201 off 34 overs we convinced the umpire to continue playing after a downpour. We kept the spinners on to reach the magical 15 overs so there could be a result. The spinners achieved 3 stumpings as the batsmen got bogged in the Mitchy Mud after leaving their crease.
- The discovery of a rising star Isaac (Piggy) Bacon, whose bowling showed a maturity beyond his years, taking 20 wickets at an average of 9.35. The grade selectors will be watching this guy for his exceptional off spin bowling.
- Mumbles (Aden's) superb innings against Bracken Ridge where he opened the batting and smashed them all over the park for an outstanding knock of 89.
- The fighting spirit of Jimmy and Mascot to get us out of trouble against Stafford with an 8th wicket partnership of 130, which also knocked Shayne (Dusty) French and Reinikka Gmeinder's 17 year old record out of the book.

It was also great to see some of the subbies kids given a chance in Grade, with Macca earning his debut and picking up a couple of wickets

The ill-fated Semi Final

We made it to the Semis, but with wet weather approaching we were determined not to be duded by a sticky wicket, so we chose to play at Windsor Park (Norths old first grade ground). In two seasons our side had only lost one game at Windsor.

We won the toss, elected to bowl and quickly had them 4/34, then 6/88, with Moggill making a small fightback to be 6 for about 100 after the first session.

Shortly after resuming, Macca got an early breakthrough, followed by Jimmy snaring two wickets to be on a hat trick. At this point the cricketing gods deserted us, with a huge LBW appeal turned down. The skip thought maybe the batsmen had got outside the line of off stump, though the keeper did not think so. At the end of the over the bowler had been advised that the ump thought it was missing leg stump. This then led to a 78 run last wicket stand, which only ended when the skip brought himself on to bowl the regulation full toss wicket ball, which was easily accepted by our keeper.

But the dynamics had changed. Rather than chasing a sub-150 score with 35 overs to go, we were chasing 220+ with 20 overs to go on day 1, which was just enough time to lose 3 wickets.

Come Sunday the heavens opened, but the covers were very good and we were able to start virtually on time. In fact each time we had a downpour, the covers were so good we were able to start almost immediately.

We watched huge banks of clouds teasingly approach, only to skirt around the field, so rain was not going to be our saviour. Ironically, if we had played anywhere else in Brisbane we would have gone through to the final. Alas that was not to be the case, as we batted poorly and to give Moggill their due they bowled well, putting the pressure on.

Michael Niven

Mr Consistent. Scored three 50's and over 400 runs for the season, he was the backbone of our batting side. Also Mr Consistent for how he got out, leading the charts for LBW dismissals (40% of his dismissals were for LBW). Michael recently retired from his profession and has been itching to go into retirement planning. Regardless of how the market was performing he was consistent to the tee on his retirement advice. His advice and insights into the state of play were always welcome.

Jimmy Boyd

In the off season Jimmy had special magnets installed in his hands, as no matter where he was fielding the batsmen were keen to hit the ball to those magic hands and he took 14 catches.

In Round 4 against Stafford we were in serious trouble, until Jimmy and Mascot put on 130 for a record 8th wicket stand for subbies to save the day for the boys in blue.

Captain's error during the season was to underestimate Jimmy's ability with the ball and he was under bowled for most of the season. He never whinged or complained, but when given the chance he would show why the ball should be thrown his way more often.

A true club man, he would take the young bowlers under his wing and place himself at mid-off/on so he could talk to them between balls. His efforts paid off with the guys bowling more consistently and effectively.

Tom Copley

Tom's dedication to the side was inspirational, making the long trek from the Downs to wherever we were playing. Great in the field and a solid year as an off spinner taking 12 wickets. Batting wise he suffered from having to be juggled through the batting order, but the runs will come with time. Just believe in yourself Tom, because you have the technique and ability. Batting is not as forgiving as bowling, where you can get one jaffa and no second chances. If you bowl a bad ball, at worst will go for a six but you will have more chances to make amends.

Jason Voll (Volly)

The only problem with having Volly in the side was the skipper would have an early departure from the QANTAS lounge. The advantage was there was someone slower than the skipper in the field. Struggled with injury but showed some of his old magic with a tight spell against Bracken Ridge taking 2/5 off six overs.

Isaac Bacon (Piggy)

When asked by the skipper what did he do, he responded lower order bat and part time off spinner. He was right about being a lower order bat, but there was nothing part time about his bowling. It wasn't just that he got 20 wickets, it was how he got them. He did not have to rely upon suicidal batsmen trying to hit him to the next suburb. An off spinner getting 5 bowled and a LBW showed his attacking ability with the ball, these wickets primarily going through the gate, not from guys going for wild swings and missing. Many an opposition Captain remarked we had something special in the young kid, and I could not argue with them.

Seb Gowing

When he was not on tour, Seb filled an important role as our keeper, allowing both Niven's to concentrate on their batting and giving retirement advice. Very sharp behind the stumps and amazingly agile as well. Importantly and unlike other keepers in the side, he does not stop a ball spinning backwards off the bat before it hits the stumps. Chipped in for a handy 50 as well.

Jacob Moloney (Spud)

Started the season on fire with bat, but unfortunately the form deserted him after his injury. Spud was very sharp in the field and has a very well disguised effort ball. Always gave his all for the team.

Stuart Allan (Disco Stu)

Stu was our bowling Mr Consistent and it showed with him taking the bowling averages. Has developed into a thinking fast bowler, rather than someone just wanting to bowl as fast as they can. Good potential to play grade cricket over the next few years.

Charlie Best

Charlie believes in bowling as fast as he can, admirable and a handy asset to have. With maturity he will develop the value of accuracy and understand the value of placing the batsmen under constant pressure. A couple more seasons in subbies will bring rewards for Charlie as he looks to moving up the grades.

Ken McKay (Slasher)

Responsible for 13 more bodies under the Gateway, but alas there will be no more as his career has come to an end.

Scott Niven

Batted well for the team. Using his steady approach, Scott put on two 50's and won the batting averages trophy. Also good behind the stumps but has an interesting philosophy. In that only balls that deserve a wicket will get one, and balls spinning back towards the stumps will never deserve a wicket and it's the keeper's job to ensure that high standard is maintained. Was robbed of the crucial LBW wicket in the semi but that's how the chips fall.

Dale Moorhouse (Mascot)

Helped save the day for us against Stafford. He and Jimmy rescued the side with a record 8th wicket stand of 130, for a vital win. In past years we have got off to a good start and then had a form slump. This fighting effort of Jimmy and Mascot changed the season and put us on a new trajectory towards the finals. With Mascot now working in the land of the long white clouds, the club will miss his efforts and loyalty. A true club man.

Aden Dall'Osto (Mumbles)

Showed his potential with the bat at Indooroopilly High smashing Bracken Ridge all over the place for 89, with the fifty coming off 24 balls. Chipped in with a handy 13 wickets. Potential to be the quiet allrounder that gets the job done with either bat or ball.

McCauley Hughes (Macca)

Macca has improved dramatically as a bowler, often not quite getting the rewards he deserves, as the slip cordon struggles to hang on to the sharp chances he generates. He got 17 well deserved wickets and continues to train the house down, which saw him rewarded with his first game in grade. Had the honour of scoring the winning runs in our first three games and for a number 10 bat, achieved the rare feat of a duckless season.

I want to thank all the guys I have played with over the years for making the times on and off the field memorable. To all the volunteers who make Valleys the greatest club I want to give my heartfelt thanks.

To the guys I played with this season, whilst we did not bring home the bacon it was great and I look forward to your future successes with Valleys.

Slasher



Retiring C2 skipper, Ken McKay.

C2 SUB DISTRICTS PREMIERSHIP STATISTICS

Premiership:	Minor premiers, lost in semi final
Matches played:	Played 15, Won 1st innings 11, Lost 1st innings 4
Records:	Partnership record 8th wicket: DW Moorhouse & JE Boyd 130

C2 Sub Districts Batting

Player	Matches	Innings	Not Outs	Best Score	100s	50s	Runs	Average	Catches/Stumpings
MJ Niven	15	16	1	89	-	3	405	27.00	8/-
SR Niven	12	13	3	95	-	2	386	38.60	8/6
JE Boyd	13	12	2	47	-	-	236	23.60	14/-
DA Went	3	3	2	75*	-	2	168	168.00	1/-
DW Moorhouse	11	13	2	70	-	1	154	14.00	5/-
AR Dall 'Osto	12	9	-	89	-	1	124	13.78	8/-
SP Gowing	11	9	1	75*	-	1	123	15.38	6/2
TJ Copley	11	11	-	30	-	-	97	8.82	6/-
JM Moloney	9	10	1	56	-	1	93	10.33	2/-
JT Roseler	3	3	1	31	-	-	72	36.00	4/-
MM Hughes	12	10	3	14	-	-	59	8.43	4/-
JH O'Brien	5	5	-	19	-	-	49	9.80	2/-
IG Bacon	10	7	-	26	-	-	47	6.71	5/-
CB Best	6	5	-	24	-	-	43	8.60	2/-
WR Hamburger	2	1	1	30*	-	-	30	-	-/-
SJ Kirk	1	1	-	23	-	-	23	23.00	-/-
J Voll	5	3	2	10*	-	-	19	19.00	1/-
MG McFadden	1	1	-	15	-	-	15	15.00	-/-
SJ Allan	10	5	3	4*	-	-	13	6.50	7/-
KIR McKay	15	8	4	6	-	-	10	2.50	1/-
B Badenhorst	1	1	-	4	-	-	4	4.00	-/-
SV Higgins	1	1	-	0	-	-	-	0.00	-/-
SA Metcalf	2	-	-	0	-	-	-	-	1/-
ST Bacon	1	-	-	0	-	-	-	-	2/-
CS Baldwin	1	-	-	0	-	-	-	-	-/-
MJ Farley	1	-	-	0	-	-	-	-	-/-
HS Hastings	1	-	-	0	-	-	-	-	1/-
BR Micallef	1	-	-	0	-	-	-	-	1/-

C2 Sub Districts Bowling

Player	Overs	Maidens	Runs	Wickets	Average	Best	5 Wkts.
SJ Allan	106	18	344	20	17.20	4-31	-
IG Bacon	63.1	10	187	20	9.35	4-15	-
MM Hughes	112	18	386	17	22.71	2-21	-
JE Boyd	64	17	147	14	10.50	5-6	1
AR Dall 'Osto	69	9	266	13	20.46	2-11	-
KIR McKay	58.4	6	213	13	16.38	4-13	-
TJ Copley	66	8	204	12	17.00	3-13	-
JT Roseler	32	6	84	10	8.40	4-27	-
JM Moloney	53	8	185	7	26.43	3-44	-
DA Went	11	2	29	5	5.80	4-14	-
J Voll	17	3	43	4	10.75	2-5	-
CB Best	34	1	144	2	72.00	1-18	-
BR Micallef	14	3	31	2	15.50	2-31	-
B Badenhorst	10	1	39	1	39.00	1-15	-
HS Hastings	11	-	56	-	0.00	0-56	-
SR Niven	10	1	26	-	0.00	0-2	-
DW Moorhouse	2	-	6	-	0.00	0-6	-
SJ Kirk	1.2	1	-	-	0.00	0-0	-

UNDER 17 LORD'S TAVERNERS GRADE

North Zone		South Zone	
Northern Suburbs	52.0	Wynnum-Manly	42.0
Sandgate-Redcliffe	35.0	Gold Coast	34.6
Sunshine Coast	33.4	Redlands	28.0
Valley	28.0	Ipswich-Logan	16.9
Toombul	12.0	Western Suburbs	16.8
University of QLD	11.7	South Brisbane	15.6

UNDER 17 LORD'S TAVERNERS STATISTICS

Premiership:	4th in group
Matches Played:	6: Won outright 1, Won 1st innings 2, Lost 1st innings 3
Records:	Nil

Under 17 Lord's Taverners Grade Batting

Player	Matches	Innings	Not Outs	Best Score	100s	50s	Runs	Average	Catches/Stumpings
KPV Lewis	6	6	1	121*	1	1	57	287.00	5/-
DP McLachlan	6	6	-	97	-	2	42	252.00	11/-
AE Raj	5	5	-	49	-	-	21	106.00	1/-
DJ Cook	2	2	2	51*	-	1	-	85.00	2/-
CJ Tolhurst	6	6	-	43	-	-	14	85.00	3/-
EN Sivijs	5	4	-	13	-	-	10	41.00	1/-
JA Godkin	5	4	2	18	-	-	19	38.00	1/-
NM Whip	2	2	1	30*	-	-	35	35.00	1/-
HP Willmington	5	4	-	27	-	-	9	34.00	2/-
TS Pappalardo	5	4	2	28*	-	-	17	33.00	3/-
RG Campbell	5	4	-	13	-	-	6	25.00	1/-
JGF Horswill	3	3	-	8	-	-	5	16.00	3/-
DM Whyte	6	3	1	5	-	-	7	14.00	3/-
AL Ball	4	2	-	6	-	-	4	8.00	3/-
BR Micallef	4	1	1	4*	-	-	-	4.00	-/-
WA Garske	1	1	-	4	-	-	4	4.00	-/-
HG Whyte	1	1	-	1	-	-	1	1.00	-/-
CG Zipf	2	-	-	0	-	-	-	-	-/-
PW Cotter	1	-	-	0	-	-	-	-	2/-

Under 17 Lord's Taverners Grade Bowling

Player	Overs	Maidens	Runs	Wickets	Average	Best	5 Wkts.
DM Whyte	70.2	20	144	24	6.00	7-12	2
AE Raj	65.2	17	148	17	8.71	7-12	1
JA Godkin	45	12	124	8	15.50	2-8	-
BR Micallef	22	3	75	4	18.75	2-17	-
HP Willmington	43	6	121	3	40.33	2-25	-
KPV Lewis	23	9	65	2	32.50	1-3	-
RG Campbell	10	1	43	2	21.50	2-25	-
DJ Cook	9	1	44	2	22.00	1-10	-
AL Ball	21	5	44	1	44.00	1-14	-
EN Sivijs	14	1	47	1	47.00	1-9	-
CG Zipf	10	4	20	-	0.00	0-2	-
CJ Tolhurst	7	1	28	-	0.00	0-28	-

OVER 40's GRADE ONE-DAY COMPETITION

TEAM	POINTS	NRR
Sandgate-Redcliffe (Gold)	30	0.7983
University of QLD	24	2.1755
Redlands	15	2.6123
Ipswich-Logan (1)	15	0.9482
Sandgate-Redcliffe (Blue)	15	0.7968
Wynnum-Manly	12	0.9861
Toombul	9	1.7226
South Brisbane	6	1.4428
Valley	6	0.7838
Western Suburbs	6	0.6542
Ipswich-Logan (2)	6	0.6487

Over 40's Report: Jon Stoddart (Manager) & Peter Sherman (Captain)

Another most enjoyable season of Over 40s cricket, catching up with old mates and making new ones. Only 1 in the Win column but some good cricket played at times. There was plenty of banter with the opposition, but mostly within our own team. Harsh markers we all are. Fines a plenty for wides and dropped catches and the dreaded Daddles the Duck for failing to score.

We hosted the last round that involved three Over 40s games at Yoku Rd and it was great to see so many old rivals hang around for a BBQ and a few beers to reminisce about old times.

Thanks to the regulars, debutants and fill-ins and to Stoddy for pulling the team together each round. See you all again next season I hope.

Cheers
Shermo

Game 1 @ Sandgate #1

Sandgate Gold 6/238 def VDCC 5/235

Brett Dasco 3/43

Knuckles Banvill 37, Mark Gullo 55*, Gilligan McKenna 50*
Godes fined for leaving Daddles the Domestic Duck at home.

Game 2 @ Norm McMahon

Sandgate Blue 8/194 def VDCC 5/188

Jim Whyte 2/31, Licorice Poustie 2/10

Stodds 28 ret hurt, Shermo 52*, Photo Frame 25.

Game 3 @ Graceville #1

West's 1/129 def VDCC 9/124

Dasco 1/42

David Khan 31, Stodds 22, Shermo a Golden Duck.

Game 4 @ Bounday Street #1

VDCC 9/144 def Wynnum 127

James Durkin 49 (on debut)

Plank Ryan 4/15, Shermo 4/17.

Game 5 @ Peter Easton

University 4/168 def VDCC 9/165

Jim Whyte 2/33

Shermo 34, Gullo 23, DK 21.



Over 40's support the McGrath Foundation's Pink Stump Day at Ashgrove.

OVER 40's GRADE ONE DAY COMPETITION STATISTICS

Matches Played:	5: Won 1, Lost 4
Records:	Nil

Over 40's Grade Batting

Player	Matches	Innings	Not Outs	Best Score	100s	50s	Runs	Average	Catches/ Stumpings
PD Sherman	5	5	1	52*	-	1	123	30.75	3/-
MA Gulliver	5	5	1	55*	-	1	99	24.75	2/-
J Durkin	2	2	-	49	-	-	66	33.00	1/-
JM Stoddart	4	4	1	28*	-	-	60	20.00	-/-
MJ Ryan	5	5	-	21	-	-	56	11.20	1/-
RR McKenna	2	2	1	50*	-	1	52	52.00	2/-
DM Khan	2	2	-	31	-	-	52	26.00	-/-
MF Frame	3	2	1	25	-	-	34	34.00	1/-
MD Banvill	1	1	-	27	-	-	27	27.00	1/-
MA Harris	4	4	2	12	-	-	26	13.00	-/-
JR Whyte	2	2	-	12	-	-	20	10.00	-/-
BM Dascombe	5	3	2	10	-	-	19	19.00	1/-
P Spence	3	3	-	15	-	-	19	6.33	1/-
LL Poustie	2	2	-	13	-	-	18	9.00	-/-
BW Kerr	2	2	-	14	-	-	16	8.00	-/-
ST Janes	1	1	1	13*	-	-	13	-	-/-
JN Malone	1	1	1	12*	-	-	12	-	1/-
SB Harvey	1	1	-	12	-	-	12	12.00	-/-
SJ Gode	4	2	2	4*	-	-	5	-	1/-
TM Comino	3	2	1	3*	-	-	3	3.00	1/-

Over 40's Grade Bowling

Player	Overs	Maidens	Runs	Wickets	Average	Best
BM Dascombe	25	2	157	5	31.40	3-43
MJ Ryan	26	2	150	4	37.50	4-15
PD Sherman	12.2	1	79	4	19.75	4-17
JR Whyte	10	1	64	4	16.00	2-31
SJ Gode	21	-	98	2	49.00	1-22
MA Gulliver	10.1	-	59	2	29.50	1-18
LL Poustie	3.1	-	31	2	15.50	2-10
MF Frame	13	-	64	1	64.00	1-25
TM Comino	6	-	47	1	47.00	1-20
MD Banvill	4	-	34	1	34.00	1-34
P Spence	1	-	6	1	6.00	1-6
JN Malone	7	2	14	-	0.00	0-14
RR McKenna	4	-	12	-	0.00	0-12
JM Stoddart	2	-	9	-	0.00	0-9
MA Harris	1	-	7	-	0.00	0-7
J Durkin	0.1	-	4	-	0.00	0-4

SUNDAY LEGENDS GRADE T20 COMPETITION

Team	Points	NRR
South Brisbane	16	1.5872
Valley	16	0.754
Sandgate-Redcliffe	10	-0.408
Toombul	6	-0.613
University of QLD	2	-2.414

Sunday Legends Captain's Report: Owen Gilchrist

The Legends side again started the year as defending champions and with our usual crew mainly intact, started the season full of hope of adding another winners medal this year.

With the addition of Western Suburbs to the Legends competition this year, we played an extra regular season match which really meant an extra day to get together with your mates and enjoy each other's company on a cricket field.

We started the season away against the star studded Sandgate Redcliffe side and went down in a narrow loss after putting a respectable 148 on the board. Once again we were led in the batting department by none other than last season MVP, Jason Maddox with another red ink 50. Unfortunately 148 wasn't quite enough and Sandgate got home with a few balls to spare.

We returned home for the next match against Souths and welcomed club and State Legend Joe Dawes for a cameo appearance. We were lucky enough to win the toss and bowl first and we dismissed the opponents for an even 50. Although Joey rolled the arm over, and hit the gloves with more pace than I've experienced for many a year, it was the leg spin of Lanners with a five for that destroyed the opposition on this day. Yes, you read that right. Needless to say, we cruised to an early victory that really helped our net run rate.

Our last match before the Christmas hiatus was an away game to Toombul. Unusually for our competition, we played against a very unfamiliar team and managed another win to end the calendar year. We again bowled first and restricted the Toombul side to 126 with Dudgo claiming 3 scalps, and 2 each to Bantam and Fox. Lanners again plied his trade via leg spinners, although with just slightly different results from this match, taking none for 34 from 3. We chased the total down, losing only 3 wickets and with more than over to spare to see us head into the New Year full of confidence.

Next up was another home match against the box of chocolate like University of Queensland Legends team. We again won the toss and found ourselves bowling first on a slightly friendly bowling wicket. We dismissed Uni for 99 with Ando leading the charge with 3 wickets, 2 each for Bantam, Fox and Cotts and Lanners (bowling mediums again) chiming in with another. We managed to win with 5 overs to spare thanks to the forever young Brownly and red ink specialist Jarv with another 40 not out.

Our last regular season game came against the 'new' Western Suburbs team entered into the Legends competition. We lost the toss for this game and were put in on a wicket that had seen the previous day washed out. A huge thanks to the groundstaff and volunteers for getting the field and pitch ready for a days play on Sunday. We struggled to 6 for 91 from our 20 overs, with the Legend Brownly again providing most of these runs. From there, we struggled to take regular wickets even though Hoochie, Ando and Lanners were superb and eventually lost by 6 wickets.

This left us in an awkward position where net run rates would determine whether we had made the Grand Final. Luckily for us, and perhaps due to the Souths game, we snuck into the GF by the smallest of margins.

We played the Final the next weekend away against Sandgate Redcliffe and fielded the most changed team in Legends memory. In a blow before the match, Hoochie's sprinting career took off again during the week, before doing a hamstring and ruling himself out of the GF. Cotts was absent due to a pre-booked holiday and Bantam was also unavailable due to family commitments.

We welcomed former 1st grade captain Kane Kersnovske, and regular Legends players Murray Bragg and Mark Norris into the team alongside Gilly, Brownly, Jarv, Dudge, Mitch, Lanners, Ando and Fox.

Losing the toss we were asked to bat first and struggled to make a competitive score. Brownly started well only to be given a shocker. Jarv was in the runs again but injury curtailed his innings. It was only thanks to some late innings hitting from Sugar that we reached the 100 mark, finishing with 114 from our 20.

On an excellent wicket, a small ground, with a fast outfield, against some of the best ever 1st Grade bats from the past 20 years, we knew we were plenty of runs short of a competitive total. This proved to be true when Sandgate won by 9 wickets with plenty of overs to spare.

On a personal note, thanks for the wonderful friendships throughout the season from all the players involved in the Legends team and a huge thank you to Pat Culpan for scoring our games again this year. Hopefully we'll be back to see if we can go one better next season.

Owen Gilchrist

SUNDAY LEGENDS GRADE T20 COMPETITION STATISTICS

Premiership:	Lost Grand Final
Matches Played:	5: Won 3, Lost 3

Sunday Legends Grade Batting

Player	Matches	Innings	Not Outs	Best Score	100s	50s	Runs	Average	Catches/Stumpings
OS Gilchrist	6	6	2	85*	-	1	178	44.50	2/1
JA Maddox	5	4	2	50*	-	1	140	70.00	2/-
GC Brown	5	5	-	40	-	-	129	25.80	2/-
MD Norris	4	4	-	14	-	-	36	9.00	1/-
AK Dudgeon	4	4	2	10	-	-	26	13.00	2/-
KG Kersnovske	1	1	1	25*	-	-	25	-	-/-
MPW Jeh	6	4	2	10*	-	-	15	7.50	1/-
MC Bragg	2	2	-	11	-	-	15	7.50	-/-
CJ Lanagan	6	3	1	12	-	-	14	7.00	3/-
GW Mitchell	5	4	-	4	-	-	7	1.75	2/-
AJ Brown	5	1	1	6*	-	-	6	-	3/-
DW Cottee	3	1	1	5*	-	-	5	-	2/-
KC Brown	1	1	-	0	-	-	-	0.00	-/-
AA Coolwell	1	1	-	0	-	-	-	0.00	-/-
RAJ Anderson	5	-	-	0	-	-	-	-	2/-
DR Turner	5	-	-	0	-	-	-	-	1/-
JH Dawes	1	-	-	0	-	-	-	-	-/-

Sunday Legends Grade Bowling

Player	Overs	Maidens	Runs	Wickets	Average	Best
CJ Lanagan	20.5	1	137	8	17.12	5-17
AJ Brown	15.2	1	105	8	13.12	2-8
RAJ Anderson	16	2	91	7	13.00	3-19
MPW Jeh	15.5	1	103	6	17.17	2-12
DR Turner	15.4	2	72	3	24.00	1-1
AK Dudgeon	4	-	26	3	8.67	3-10
DW Cottee	8	-	41	2	20.50	2-20
JH Dawes	3	1	11	1	11.00	1-11
AA Coolwell	3	-	18	-	0	0-18
KG Kersnovske	3	-	18	-	0	0-18
GC Brown	0.2	-	2	-	0	0-2



Sunday Legends vs University of QLD at Ashgrove.

WAREHOUSE PRE-CHRISTMAS COMPETITION

Team	Points	NRR
Toombul	21	0.1422
Valley	21	-0.1058
Sandgate-Redcliffe	21	-0.1793
University of QLD	9	0.2793

Warehouse Pre-Christmas Manager's Report: Steve Perkins

This new competition was organised by the Warehouse Cricket Association (WCA) to provide opportunities for young players, who desire to play for their club, but are committed to their school in Term 1. It was a Pre-Christmas competition based on Senior Saturday rules to give these players experience playing against and with seniors. It was open to upper secondary and senior players, generally 15 years & older, so that a team should primarily be U18, but could include up to two senior players. All games were played at WCA grounds at Merchant Park or 7th Brigade Park.

It was a great concept and experience for the boys playing with and against senior and more experienced players. Unfortunately only 4 senior clubs got on board and between washouts and teams unable to field teams some weeks, it resulted in only 4 games being completed over the 9 weeks of competition.

Week 1 vs Uni

VDCC (all out 145) defeated by Uni 2 (146)

Tough game for the boys, playing without a senior player against a much more experienced team. Great batting efforts under pressure from Andrew Woodroffe 41, Will Garske 24 and Max O'Hare 16. However the 9 bowlers used all struggled with the conditions with only Matt Dangerfield able to make a breakthrough and finishing with 2-27.

Week 2 vs Toombul

VDCC (all out 178) defeated by Toombul 2 (181)

Impressive innings by opener Hayden Whyte 62 and well supported by Max O'Hare 22. Our senior player, Jim Whyte, provided some late innings entertainment with a quick 33. However another tough day for the bowlers, coming up against a former second grade player making a return to competitive cricket, resulting in an early finish to the day's play. Only wickets taken by Hayden Whyte 1-41 and Dean Perkins 1-27.

Week 3 vs Sandgate Redcliffe

VDCC (4 -212) defeated Sandgate-Redcliffe (8-170)

Great performance by the boys without a senior player, giving them all some much needed confidence. Batting was lead by co-captain Dean Perkins 82 and very well supported by Will Miller 55no, Hayden Whyte 29 and young gun Nick McGill 23.

The bowling group started much better than in previous games, a result of a good score being posted. Calum Mackay opened with great pace, accuracy and aggression finishing with 2-18 and putting the opposition under pressure from the start. He was followed by Tom Dangerfield who showed some great leg spinning skills, picking up an impressive 4-17. Hayden Whyte and Hamish Hastings each picked up a wicket.

Week 6 vs Sandgate-Redcliffe

Sandgate-Redcliffe (all out 196) defeated VDCC (all out 176)

A much tougher team performance from Sandgate this time round. Good bowling performances from Will Miller 3-38 and Hamish Hastings 2-32. The boys were in with a chance to pull off a win while senior player James Durkin was at the crease, who finished with a dashing 71 including a number of sixes onto Murphy Road. Good support also from Will Miller 35 and co-captain Will Garske 23.

Week 8 vs Toombul

VDCC (7-185) defeated Toombul (all out 82)

Once again senior player James Durkin hit an impressive 93 and was very well supported by young fill-in Jack O'Neill 34. An impressive team bowling performance in what ended up being the last game of the season. Outstanding bowling by Will Miller 4-9, Hayden Whyte 2-20, Matt Dangerfield 2-20, Jack Magee 1-14 and Tom Dangerfield 1-0.

It certainly helped having 2 senior players, Jim Whyte and James Durkin, on the field to assist in keeping the pressure on the batting side.

Many thanks to our 2 senior players, Jim Whyte and James Durkin, for your support and assistance during the season. Also to Clinton Kempnich who was the driver in getting this team off the ground, and assisting to ensure we were the only team in the competition able to field a team every week of the season.

Great experience for the boys.

Steve Perkins

WAREHOUSE PRE-CHRISTMAS STATISTICS

Premiership:	4th in group
Matches Played:	9: Won 1st innings 3, Drawn 3, Lost 1st innings 3
Records:	Nil

Warehouse Pre-Christmas Grade Batting

Player	Matches	Innings	Not Outs	Best Score	100s	50s	Runs	Average	Catches/Stumpings
J Durkin	2	2	-	93	-	2	164	82.00	5/-
WR Miller	5	5	1	55*	-	1	106	26.50	11/-
DM Perkins	4	4	-	82	-	1	98	24.50	1/-
HG Whyte	4	4	-	62	-	1	94	23.50	2/-
WA Garske	5	5	-	24	-	-	70	14.00	3/-
AR Woodroffe	1	1	-	41	-	-	41	41.00	1/-
MA O'Hare	4	4	-	22	-	-	38	9.50	1/-
MJ Dangerfield	5	4	2	17*	-	-	35	17.50	1/-
JP O'Neill	1	1	-	34	-	-	34	34.00	2/-
JR Whyte	2	1	-	33	-	-	33	33.00	3/-
NM McGill	2	2	-	23	-	-	23	11.50	1/-
HS Hastings	4	3	-	9	-	-	18	6.00	3/-
TP Dangerfield	5	4	2	4	-	-	8	4.00	3/-
JW Durkin	3	2	1	2*	-	-	3	3.00	3/-
CJ Mackay	3	3	1	2	-	-	2	1.00	-/-
JL Magee	5	2	-	0	-	-	-	0.00	-/-

Warehouse Pre-Christmas Grade Bowling

Player	Overs	Maidens	Runs	Wickets	Average	Best	5 Wkts.
MJ Dangerfield	30	2	152	7	21.71	3-44	-
WR Miller	13	-	52	7	7.43	4-9	-
TP Dangerfield	9.2	-	51	5	10.20	4-17	-
CJ Mackay	19.4	3	49	4	12.25	2-18	-
HG Whyte	17	2	94	4	23.50	2-20	-
JL Magee	15	1	107	2	53.50	1-14	-
HS Hastings	11.3	-	68	2	34.00	1-26	-
DM Perkins	15	1	87	1	87.00	1-27	-
JR Whyte	7	1	53	-	0.00	0-17	-
JW Durkin	4	-	27	-	0.00	0-27	-
AR Woodroffe	4	-	19	-	0.00	0-19	-

WOMEN'S SECOND GRADE – The Jodie Fields Shield

Team	Points
Sandgate-Redcliffe	78.0
Valley	55.0
Gold Coast	53.9
Western Suburbs	39.0
University of QLD	16.0
Sunshine Coast	6.8

Women's Second Grade Captain's Report: Christina Coulson

The VDCC ladies season started well with a win over UQ, thanks to a match winning performance from Nat Harmer claiming 5-6 from just 3 overs. We finished the 2015/16 season 2nd on the ladder with 9 wins, 1 draw and 5 losses.

After a strong 2014/15 VDCC pushed for Semi-Finals to be introduced into the women's game in 2015/16. QLD Cricket listened and we played Gold Coast in a nail-bitter. The girls bowled well, restricting the Gold Coast to 4/127 from their 35 overs.

The combination of youngster Charli Knott (22 from 47) and experienced campaigner Kylie White (30 from 41) put the team in a great position at 0-69.

A middle order collapse saw us slump to 4-83. Fortunately, Jess Bradley (29* from 51) kept a cool head to guide us home with 2 overs to spare.

The Grand Final was always going to be tough against the unbeaten Sandgate-Redcliffe Gators. Our score of 6/141 wasn't enough on the day with the Gators passing it 2 down in the 30th over.

I look forward to the 2016/17 season where we can hopefully go one better and bring home the silverware.

Christina Coulson



Jodie Fields Shield team vs Sandgate.

WOMEN'S SECOND GRADE COMPETITION STATISTICS

Premiership:	Lost in Grand Final
Matches Played:	17: Won 10, Drawn 1, Lost 6
Records:	Nil

Women's Second Grade Batting

Player	Matches	Innings	Not Outs	Best Score	100s	50s	Runs	Average	Catches/ Stumpings
CR Coulson	17	15	2	63	-	1	311	23.92	2/-
CA Musk	16	10	4	48	-	-	216	36.00	6/-
CN Lewis	13	12	2	55*	-	1	212	21.20	1/2
CR Knott	11	11	3	38*	-	-	186	23.25	4/-
KA White	6	6	1	35	-	-	146	29.20	-/3
LA Sunderland	14	10	4	30*	-	-	80	13.33	6/-
NEE Lynch	4	4	1	44	-	-	77	25.67	1/-
JA Bradley	9	4	2	29*	-	-	45	22.50	2/2
DP McGuinness	14	9	1	10	-	-	28	3.50	-/-
LC Hollis	11	5	3	6*	-	-	27	13.50	1/-
RS Green	7	5	3	19	-	-	25	12.50	-/-
AL Whitehead	5	2	-	9	-	-	9	4.50	-/1
T Sunderland	1	1	-	6	-	-	6	6.00	-/-
OG Tartak	15	5	2	3*	-	-	6	2.00	2/-
RK Gill	6	1	-	4	-	-	4	4.00	-/-
NJ Wills	11	3	-	4	-	-	4	1.33	2/-
NJ Harmer	11	3	1	2*	-	-	3	1.50	1/-
JE Cope	14	2	1	0*	-	-	-	0.00	2/-
BJ Madden	1	1	1	0*	-	-	-	-	-/-
MB Ryan	1	1	1	0*	-	-	-	-	-/-
SA Stark	2	-	-	-	-	-	-	-	1/-
BL Rosenthal	1	-	-	-	-	-	-	-	-/-

Women's Second Grade Bowling

Player	Overs	Maidens	Runs	Wickets	Average	Best	5 Wkts.
CR Coulson	87	19	242	26	9.31	4-18	-
NJ Harmer	39.4	7	116	18	6.44	5-6	1
LA Sunderland	67.1	9	218	14	15.57	3-7	-
CA Musk	61	7	226	14	16.14	4-10	-
JE Cope	42.5	1	189	13	14.54	3-31	-
AL Whitehead	21	2	112	9	12.44	5-14	1
RS Green	21	-	105	4	26.25	2-29	-
NEE Lynch	14	1	61	4	15.25	2-11	-
JA Bradley	14.5	-	70	3	23.33	1-20	-
NJ Wills	23	-	119	1	119.00	1-20	-
CR Knott	9	-	47	-	0.00	0-10	-
T Sunderland	4	1	9	-	0.00	0-9	-
LC Hollis	1	-	5	-	0.00	0-5	-
CN Lewis	1	-	3	-	0.00	0-3	-
OG Tartak	1	-	12	-	0.00	0-12	-

TEAM AND INDIVIDUAL ALL-TIME RECORDS

IMPORTANT NOTES & GRADES HISTORY

IMPORTANT NOTES	<p>(i) Annual Reports from 1898-99 to 1921-22 are reported to have been lost in a flood. If anyone has, or knows of the whereabouts of any of these reports, it would be appreciated if you would contact the Club Secretary or any Club official.</p> <p>(ii) N/R — means 'Not Recorded' or 'Not Recorded Fully'</p> <p>(iii) The Top 20 All-Time Tables exclude:</p> <ul style="list-style-type: none"> • First Grade One-Day competitions; • Open Age competition; • Under 19 competitions; • Over 40's competitions; • Sunday Legends T20 competitis; • Women's teams; • Zone 2 Valleys/Norths/BNJCA Junior teams. <p>(iv) Premiership wins are from 1897-98 to present.</p>	
GRADE	NOTES	RECORD DATES
First – Premiership	Previously 'A' Grade One-Day Competitions are NOT included.	1897-98 – 1910-11 1922-23 – present
First – One Day Competitions	No records for 1984-85 & 1990-91 as scorebooks unavailable. 1982-83 includes only Rounds one & two. Records for 1996-97 to 1999-00 taken from Annual Reports but as no scorebooks available, partnerships and some individual records unknown. In some cases statistics have been obtained from various Annual Reports. Eg: Centuries, competition wins.	Since 1982-83
First – T20 Competitions		Since 2005-06
Second – Premiership	Previously 'Reserve' Grade 'B' Grade was recorded as Second Grade from 1922-23 to 1933-34 as it was the Club's second highest Grade prior to the introduction of 'Reserve' Grade in 1934-35.	1897-98 – 1910-11 1922-23 – present
Second – One Day Competition		Since 2010-11
Second – T20 Competition		Since 2010-11
Third	Previously 'B' Grade 'C' Grade was recorded as Third Grade from 1922-23 to 1933-34 as it was the Club's third highest Grade prior to the introduction of 'Reserve' Grade in 1934-35.	Since 1922-23
Fourth	Previously 'C' Grade Prior to the introduction of 'Reserve' Grade in 1934-35, 'C' Grade was recorded as 'Third' or 'B' Grade, as it was the Club's third highest Grade (until 1934-35).	Since 1934-35
Fifth		Since 1979-80
Sixth		Since 1992-93 Discontinued 1997-98 Resumed 2007-08
Under 18	Previously 'Intermediate'. Also known as Under 17 from 1986 to 1988.	Since 1948-49 Discontinued 1991-92 Resumed 1997-98 Discontinued 2007-08
Under 19	There was no Under 19 competition from 1974-75 to 1980-81 and from 1997-98 to 2003-04. Resumed 2004-05 but discontinued 2010-11.	Since 1969-70
Open Age	Replaced the Under 19 competition with its goal to provide 1-Day cricket for lower Grade players. No records in report.	1997-98 only
Under 16/17/18 Lord's Taverners Competitions	Lord's Taverners Competition Under 16 from 1991-92 to 2006-07 inclusive and 2012-13 to 2013-14. Under 17 in 2007-08 to 2009-10 inclusive and 2014-15 to present. Under 18 in 2010-11 & 2011-12.	Since 1991-92
Schoolboy	Under 15 Competition	Since 1957-58 Discontinued 1975-76
Sub Districts/Warehouse	All Sub Districts and Warehouse Grades have been combined under this heading. There were no Valley Sub District/Warehouse teams from 1979-80 to 1988-89 inclusive.	Since 1977-78
Over 40's	Limited Overs One Day Competition	Since 2001-02
Sunday Legends T20 Competition	Limited Overs Twenty 20 Competition	Since 2011-12
Women's	There were no Valley women's teams from 1989/90 to 1992-93 inclusive, & from 2003-04 onwards.	1979-80 to 2002/03
Juniors (Zone 2)	Valley/Norths Zone.	1972-73, 1975-76 to 1985-86
BNJCA	Please refer to the Junior Teams Section of this report. Brisbane North Junior Cricket Association (BNJCA)	Since 1993-94 Since 1997-98

REPRESENTATIVES IN INTERNATIONAL & INTERSTATE MATCHES

AUSTRALIAN PLAYERS (12) (Era whilst at VDCC)

1911-12	JW McLaren
1924-25	LPD O'Connor
1926-27	LPD O'Connor; ADA Mayes
1928-29	OE Nothling
1929-30	A Hurwood
1930-31	A Hurwood
1946-47	D Tallon
1980-81	AR Border
1981-82	AR Border
1982-83	AR Border; KC Wessels
1983-84	AR Border; KC Wessels
1984-85	AR Border (Captain); KC Wessels; GM Ritchie
1985-86	AR Border (Captain); KC Wessels; GM Ritchie
1986-87	AR Border (Captain); GM Ritchie
1987-88	AR Border (Captain)
1988-89	AR Border (Captain)
1989-90	AR Border (Captain)
1990-91	AR Border (Captain)
1991-92	AR Border (Captain)
1992-93	AR Border (Captain); ML Hayden
1993-94	AR Border (Captain); ML Hayden
1994-95	SG Law (One-Day Team)
1995-96	SG Law
1996-97	ML Hayden; SG Law (One-Day Team)
1997-98	ML Hayden (One-Day Team)
1999-00	ML Hayden (Test & One Day Team)
2000-01	ML Hayden (Test & One Day Team)
2001-02	ML Hayden (Test & One Day Team)
2002-03	ML Hayden (Test & One Day Team)
2003-04	ML Hayden (Test & One Day Team)
2004-05	ML Hayden (Test & One Day Team)
2005-06	ML Hayden (Test & Twenty20 Team)
2006-07	ML Hayden (Test, One Day & Twenty20 Team)
2007-08	ML Hayden (Test, One Day & Twenty20 Team)
2008-09	ML Hayden (Test)
2012-13	UT Khawaja (One Day Team)
2013-14	UT Khawaja (Test, One Day and Twenty20 Team)

QUEENSLAND PLAYERS (67)

Player	Era (whilst at Valley)
SP Jones	1899/00
CF Morgan	1899/00 – 05/06
R Macdonald	1899/00, 02/03 – 03/04
CY Adamson	1899/00
HW Chapman	1901/02
AA Atkins	1902/03 – 05/06
RD Pyke	1904/05
T Byrne	1901/02 - 05/06
CW Patrick	1905/06
MF McCaffrey	1908/09
JW McLaren	1906/07 – 14/15
SJ Redgrave	1908/09
SJ Fennelly	1909/10 - 1910/11, 1920/21
AE Sims	1910/11
LPD O'Connor	1912/13 – 13/14, 20/21 – 29/30
SW Ayres	1913/14 – 14/15, 19/20 – 24/25
RJ Willcocks	1913/14
LE Oxenham	1919/20
WM Kay	1920/21
CBP McFarlane	1924/25, 30/31
CW Sim	1925/26
EH Hutcheon	1925/26
ADA Mayes	1925/26 – 26/27
A Hurwood	1925/26, 27/28, 29/30 – 31/32
OE Nothling	1927/28 – 28/29
RM Levy	1928/29 – 29/30, 32/33 – 35/36

Player	Era (whilst at Valley)
VHV Goodwin	1929/30 – 30/31
KLM Mossop	1929/30 – 32/33
W Duncan	1930/31
JEHP Hogg	1931/32
BRD O'Connor	1934/35 – 35/36
WC Andrews	1936/37
BL Webb	1937/38
D Tallon	1946/47
FE Nolan	1948/49 – 49/50
JT Harten	1948/49 – 49/50
CE Harvey	1949/50
RP Easton	1959/60
GM Egan	1963/64 – 64/65
J Brown	1965/66
GT Gray	1968/69
KE Dudgeon	1969/70 – 74/75
FM Francke	1971/72 – 79/80
PA Ryan	1971/72
WJ Neville	1971/72
CJ Cooke	1976/77
GJ Madders	1979/80
AR Border	1980/81 – 95/96
KC Wessels	1980/81 – 85/86
AB Henschell	1981/82 – 90/91
AN Brown	1983/84, 85/86
GM Ritchie	1984/85 – 86/87
PW Anderson	1986/87 – 87/88
PJ Carew	1986/87 – 87/88, 89/90
SG Law	1987/88 – 90/91, 92/93 – 96/97
JM Walker	1988/89
PJ Drinnen	1989/90
GI Foley	1989/90
ML Hayden	1990/91 – 2008/09
JH Dawes	1997/98 – 2005/06
LA Carseldine	1998/99 – 2003/04, 2007/08
NJ Kruger	2002/03, 2007/08, 2009/10
MC Bragg	2007/08
LW Feldman	2009/10 – 2015/16
UT Kwawaja	2012/13 – 2015/16
JD Wildermuth	2014/15 – 2015/16
MT Steketee	2015/16

AUSTRALIAN WOMEN PLAYERS (2)

Player	Era (whilst at Valley)
SL (Sharyn) Bow	1993/94
KL (Kellie) Rich	1995/96

QUEENSLAND WOMEN PLAYERS (9)

Player	Era (whilst at Valley)
SL (Sharyn) Bow	1993/94 – 95/96
KL (Kellie) Rich	1995/96 – 96/97
VL (Vanessa) Pickering	1993/94 – 01/02
LA (Linda) Scott	1993/94 – 94/95
MM (Maryanne) Brandon	1995/96 – 96/97, 99/00 – 01/02
K (Kym) Fazackerly	1996/97
TE (Tricia) Brown	1998/99 – 2002/03
CG (Cindy) Kross	1998/99 – 2002/03
R (Reanna) Browne	2002/03

VDCC PREMIERSHIPS & CHAMPIONSHIPS (98)

FIRST GRADE	11	1901-02 1914-15 1918-19 1919-20 1928-29 1930-31 1974-75 1984-85 1994-95 1996-97 2013-14
FIRST GRADE ONE DAY Limited Overs	8	1972-73 1973-74 1983-84 1986-87 1992-93 1995-96 1996-97 2000-01
FIRST GRADE T20 Limited Overs	2	2012-13 2013-14
SECOND GRADE	12	1898-99 1901-02 1904-05 1919-20 1920-21 1937-38 1949-50 1956-57 1961-62 1973-74 1978-79 2003-04
THIRD GRADE	9	1953-54 1975-76 1978-79 1980-81 1981-82 2001-02 2003-04 2005-06 2007-08
FOURTH GRADE	14	1934-35 1978-79 1982-83 1990-91 1991-92 1998-99 2000-01 2001-02 2003-04 2004-05 2005-06 2006-07 2014-15 2015-16
FIFTH GRADE	9	1979-80 1988-89 1990-91 1991-92 1993-94 1995-96 2003-04 2009-10 2014-15
SIXTH GRADE	5	1992-93 2012-13 2013-14 2014-15 2015-16
SUB DISTRICTS	6	1997-98 (C1) 2001-02 (B2) 2003-04 (B1) 2012-13 (C1) 2012-13 (C3) 2013-14 (C2)
UNDER 18 GRADE	5	1955-56 1973-74 1981-82 1991-92 1999-00
UNDER 19 GRADE Limited Overs	5	1971-72 1981-82 1985-86 1988-89 1991-92
SUNDAY LEGENDS T20 Limited Overs	2	2012-13 2014-15
OPEN AGE GRADE Limited Overs	1	1997-98
U16/17 LORD'S TAVERNERS	2	1995-96 2000-01
"SCHOOLBOY" GRADE	2	1958-59 1961-62
WOMEN'S 1ST GRADE	3	1994-95 1995-96 1996-97
WOMEN'S 2ND GRADE	2	1983-84 1985-86

VDCC CLUB CHAMPIONSHIPS (11)

Year	First Grade Captain	Club Coaches
1974-75	Keith Dudgeon	Geoff Trivett
1978-79	Keith Dudgeon	Keith Dudgeon
1982-83	Gary Madders / Kepler Wessels	Gill Chapman, Tom Viewers
1988-89	Brett Henschell	Grant Law
1990-91	Brett Henschell	Jim Taylor
1991-92	Geoff Foley	Jim Taylor
1992-93	Michael Ephraims	Michael Ephraims (1sts Squad), Jim Taylor (Club)
1996-97	Michael Ephraims	Peter Drinnen (1sts Squad), Clinton Kempnich (Club)
2000-01	Lee Carseldine	Michael Ephraims (1sts Squad), Clinton Kempnich (Club)
2001-02	Lee Carseldine	Michael Ephraims (1sts Squad), Clinton Kempnich (Club)
2002-03	Joe Dawes	Michael Ephraims (1sts Squad), Clinton Kempnich (Club)

PREMIERSHIP TEAM PLAYER LISTS

2-day Premiership Match Competitions	Final Teams and players who played 5 games or more.
Limited Overs Championship Competitions	Final Teams and players who played multiple games.

FIRST GRADE PREMIERSHIPS

1901-02	CF (Charlie) Morgan (C), WA (William) Blackstock, T (Thomas) Byrne, HW (Henry) Chapman, JT (John) Corrigan, AE (Alfred) Down, PEJ (Patrick) Fagan, RC (Robert) Hancock, WF (William) Kenny, R (Robbie) Macdonald, V (Valentine) Macdonald, PJ (Patrick) Maher, PC (Percy) Sapsford, JP (John) Smith.
1914-15	JW (John) McLaren (C), SW (Syd) Ayres, L (Leslie) Blundell, AN (Albert) Bolton, D (Douglas) Davenport, OA (Oscar) Davenport, G (George) Down Jnr, VRH (Victor) Down, SC (Samuel) Eggleston, WA (William) Fraser, RS (Ronald) Irvine, F (Frederick) Noyes, R Parker, RW (Robert) Rice, FA (Frederick) Short, H Walker.
1918-19	JW (John) McLaren (C), SW (Syd) Ayres, BB (Bruce) Barrack, HT (Herbert) Beasley, L (Leslie) Blundell, AN (Albert) Bolton, VR (Vivian) Gray, RS (Ronald) Irvine, EG (Ernest) Langford, GE (George) Lax, CL (Len) Mossop, LPD (Leo) O'Connor, LE (Lionel) Oxenham, R (Robert) Wiltshire.
1919-20	JW (John) McLaren (C), SW (Syd) Ayres, AN (Albert) Bolton, H (Henry) Fewin, ? Fitzgerald, LPD (Leo) O'Connor, LE (Lionel) Oxenham, R Parker, FA (Frederick) Short, DF (Duncan) Thompson.
1928-29	LPD (Leo) O'Connor (C), BB (Bruce) Barrack, JS (James) Bogle, JT (James) Broadfoot, AP (Alan) Chittleborough, VHV (Victor) Goodwin, DC (Douglas) Green, A (Alex) Hurwood, RM (Roy) Levy, CBP (Clement) McFarlane, OE (Otto) Nothling, AL (Albert) Peck, FA (Frederick) Short, GM (George) Ward. Scorer: JG (John) Bell. (KLM Mossop played for QCA Colts this season)
1930-31	LPD (Leo) O'Connor (C), HW (Harrie) Alderton, BB (Bruce) Barrack, JT (James) Broadfoot, WS (Stanley) Coltman, W (William) Duncan, VHV (Victor) Goodwin, JEHP (James) Hogg, A (Alex) Hurwood, RM (Roy) Levy, CBP (Clement) McFarlane, AB (Alan) Mossop, BRD (Brian) O'Connor, C (Clarence) Robinson. (KLM Mossop played for QCA Colts this season)
1974-75	Keith Dudgeon (C), Lindsay Bell, John Bourke, Col Cooke, Peter Easton, Geoff Gray, Terry Khan, John Maley, Peter Muspratt, Peter Nicholson, Geoff Trivett, Ross Wallace, Keith Ziebell. (State player Malcolm Francke played 5 games but was unavailable for the Final) Coach: Geoff Trivett, Scorer: Bert McKinley.
1984-85	Terry Khan (C), Peter Anderson, Tony N. Brown, Hilton Chilcott, Geoff Foley, Errol Harris, Brett Henschell, Stuart Law, Paul Lewis, Peter McPhee, Garry Moore, John Nothdurft, Barry Quinn, Greg Ritchie, John Welsh. (Rep. players Allan Border and Kepler Wessels played 1 and 2 games respectively and were unavailable for the Final) Coach: Terry Khan, Scorer: Denis Connell.
1994-95	Brett Henschell (C), Richard Anderson, Allan Border, Lee Carseldine, Michael Ephraims, Michael Jeh, Kane Kersnovske, Chris Lanagan, Heath Pedrola, Dean Reeves, Brendan Shinnick, Jamie Timmins, Paul Whybird. (Rep. players Matthew Hayden and Stuart Law played 5 and 6 games respectively but were unavailable for the Final) Coach: Geoff Trivett, Manager: Ian Reeves, Scorer: Susan Hunt.
1996-97	Michael Ephraims (C), Andrew Bailey, Lee Carseldine, Joe Dawes, Ian Hansen, Brett Henschell, Trevor Irvine, Kane Kersnovske, Chris Lanagan, Heath Pedrola, Brendan Shinnick, Darin Turner. (Rep. players Matthew Hayden and Stuart Law played 4 matches but were unavailable for the Final) Coach: Peter Drinnen, Manager: Jim Shinnick, Scorer: Susan Hunt.
2013-14	Andrew Gode (C), Josh Dascombe, Luke Feldman, Shane Kabel, Usman Khawaja, Adam Lockhart-Krause, Matthew Petrie, Lachlan Pfeffer, Ben Schuhmacher, James Spargo, Jack Wildermuth. Also played multiple games: Jacques Badenhorst, Kyle Scrimgeour, Sam Tomlinson Coach: Ben Schuhmacher, Manager: Jim Shinnick, Scorer: Pat Culpán.

FIRST GRADE ONE DAY LIMITED OVERS CHAMPIONSHIPS

1972-73	Channel 0 Cup Final Team: Keith Dudgeon (C), Richie Benaud, Col Cooke, Alan Davidson, Peter Easton, Malcolm Francke, Geoff Gray, Noel King, Gary Madders, Warwick Neville, Geoff Waters.
1973-74	Channel 0 Cup Final Team: Peter Muspratt (C), Richie Benaud, Col Cooke, Alan Davidson, Keith Dudgeon, Malcolm Francke, Geoff Gray, Terry Khan, Gary Madders, Geoff Trivett, Geoff Waters.
1983-84	Team Not Available.
1986-87	Gabba Sporting Products Final Team: Terry Khan (C), Gavin Brown, Paul Carew, David Cottee, Michael Ephraims, Geoff Foley, Peter McPhee, Garry Moore, Barry Quinn, Ross Perrett (12 th man), Jeff Walker, Bruce Ward. Also played multiple games: Peter Anderson, Brett Henschell. Scorer: Denis Connell.
1992-93	Team Not Available.
1995-96	Metway Cup Final Team: Brett Henschell (C), Allan Border, Lee Carseldine, Michael Ephraims, Mark Glenn, Ian Hansen, Matthew Hayden, Kane Kersnovske, Chris Lanagan, Stuart Law, Brendan Shinnick. Also played multiple games: Richard Anderson (4), Heath Pedrola (6), Paul Whybird (4). One Day Competitions: Metway Cup - 6 games, Coca Cola Cup - 2 games. Coach: Geoff Trivett, Manager: Ian Reeves, Scorer: Susan Hunt.
1996-97	Coca Cola Cup Final Team: Michael Ephraims (C), Andrew Bailey, Lee Carseldine, Joe Dawes, Ian Hansen, Trevor Irvine, Kane Kersnovske, Chris Lanagan, Heath Pedrola, Brendan Shinnick, Darin Turner. Also played multiple games: Richard Anderson (2), Matthew Hayden (5), Brett Henschell (3), Paul Whybird (4). One Day Competitions: Metway Cup - 5 games, Coca Cola Cup - 4 games. Coach: Peter Drinnen, Manager: Jim Shinnick, Scorer: Susan Hunt.
2000-01	K & R Plumbing One Day Competition Final Team: Lee Carseldine (C), Mitchell Chapman, Richard Clinton, Joe Dawes, John Dellit, Matthew Hayden, Trevor Irvine, Michael Jeh, Chris Lanagan, Brendan Shinnick, Darin Turner, Troy Webster. Also played multiple games: Gavin Brown (3), Lee Dalton (6), Nick Kruger (5), Dean Reeves (3). There were a total of 8 games played. Coach: Michael Ephraims, Manager: Jim Shinnick, Scorer: Pat Culpán.

FIRST GRADE TWENTY 20 LIMITED OVERS CHAMPIONSHIPS

2012-13	Tom Viewers Cup T20 Final Team: Andrew Gode (C), Lee Carseldine, Leigh Drennan, Luke Feldman, Jack Leach, Usman Khawaja, Adam Lockhart-Krause, Brent Morgan, Matthew Petrie, James Spargo, Jack Wildermuth. Also played multiple games: Shane Kabel (5), Paul West (3) Coach: Heath Pedrola, Manager: Jim Shinnick, Scorer: Pat Culpan.
2012-14	Tom Viewers Cup T20 Final Team: Andrew Gode (C), Lee Carseldine, Josh Dascombe, Luke Feldman, Shane Kabel, Adam Lockhart-Krause, Matthew Petrie, Lachlan Pfeiffer, James Spargo, Michael Spargo, Jack Wildermuth. Coach: Ben Schuhmacher, Manager: Jim Shinnick, Scorer: Pat Culpan.

SECOND GRADE PREMIERSHIPS

1898-99	A Brown, WH (William) Carvosso, LJ (Lachlan) Caskie, WG (Walter) Down, W (William) Exton, JA (Joseph) Flatman, DMT (Derwent) Forster, AH Hatton, H (Hugh) Jones, W (William) McAllister, JP (John) McMurray, IT (Isaac) Newell, A (Alexander) Smith.
1901-02	HG (Harry) Beardmore, L Clarke, WG (Walter) Down, WJ (William) Down, G (George) Elms, PEJ (Patrick) Fagen, RC (Robert) Hancock, WB (Wellesley) Hill, S Johns, H (Hugh) Jones, M Martin, J (John) Newell, AJ (Albert) Whyte.
1904-05	D Andrews, JT (John) Corrigan, JP (John) Crowe, W (William) Exton, A (Arthur) Hendy, WB (Wellesley) Hill, EG (Eric) Manson, CL (Len) Mossop, TG (Gordon) Ross, A (Alexander) Smith, ETL (Edward) Stanton.
1919-20	Team Not Available.
1920-21	Team Not Available.
1937-38	Bert Yeates (C), Ted Clegg, Jim Ferguson, Vince Hodge, J Hodgson, Ern Oliver, Harry Mossop, Laurie Mossop, Dave Picking, James Podgornoff, Jack Smith, W Walker.
1949-50	Col Hoy (C), Frank Carmody, Pat Collins, Col Cuthbertson, Crawford Duncan, Bert Haskings, Les Laracy, Bill Nolan, John Pike, Roy Richards, Bert Salisbury, Doug Thorne, Theo Sherwood.
1956-57	Norm McMahon (C), Ian Campbell, Jim Collings, Des Connor, Percy Cramb, Alan Foote, Don Graham, Alan Haupt, Tom Nash, Peter Nilon, Bill Nolan, Frank Vidler, Dave Waddell.
1961-62	John Troy (C), John Beard, Jim Collings, Ross Ferguson, Bill Greinke, Alan Haupt, Noel King, Kev Logan, John Taylor, Jim Punchedard, Frank Vidler, Dave Waddell.
1973-74	Gill Chapman (C), Trevor Baines, Lindsay Bell, Peter Easton, John Gamble, Bob Hunter, Noel King, Ray Kohn, Chris Lane, Kev Logan, David McKellar, Garry Moore, John Petrie, Terry Simms.
1978-79	Lindsay Bell (C), Merv Brauer, Tony N. Brown, Peter Dempsey, Greg Egan, Geoff Harvey, Bruce Jennings, Gerard Keating, Brendan Marrinan, Noel McAuliffe, Garry Moore, Damien O'Rourke, Chris Pailthorpe, Greg Power, Jim Vanderham, Maurice Wise.
2003-04	Richard Anderson (C), Gavin Brown, Tony J. Brown, Tony Dudgeon, Ben Evans, Andrew Forbes, Kiel Harvey, Michael Jeh, Michael Kling, Scott Martin, Tom Mitchell, Chris Raimondi. Scorer: Noel Bolton

THIRD GRADE PREMIERSHIPS

1953-54	Roy Richards (C), Jim Barram, Des Connor, Ray Cooper, Percy Cramb, Ron Dean, Don Grimwade, Keith Jones, Len Jones, Don Lakeland, Ian Noon, Neil Scott, Don Sharpe, CH Whittred.
1975-76	Col Leggat (C), Graham Baldwin, Chris Barnard, Ivan Board, Paul Bolton, Peter Halpin, Jim Harten (Junior), Don Langdon, Bill Markwell, John Meldrum, Kaval Sajdeh, Dal Skirving, Geoff Waters.
1978-79	Gill Chapman (C), Trevor Baines, Peter Carpenter, Peter Dempsey, Don Langdon, Steve Lawler, Geoff Manthorpe, Tony Marrinan, Chris Pailthorpe, Frank Poulton, Barry Quinn, Dal Skirving, Jim Vanderham, Geoff Waters.
1980-81	Gill Chapman & Doug Johnson (shared Captaincy), Mark Behrendorf, Peter Chatman, Bruce Clark, Greg Egan, Bob Gamble, Tony Gill, Steve Janes, Richard Johnston, Steve Lawler, Peter McPhee, Greg Power, Bill Souter, Daryl Toye, Mike Weir.
1981-82	Gill Chapman (C), Ross Adams, Jeremy Claessen, Ken Edwards, Bruce Jennings, Richard Johnston, Steve Lawler, Scott Meredith, Damian O'Rourke, Steve Perkins, Greg Power, Daryl Toye, Mike Weir.
2001-02	David Khan (C), Tim Bant, Wes Bramley, Tony J. Brown, Ben Evans, Chris Hutton, Nigel Hutton, Andrew Imrie, David Marriott, Tom Mitchell, Luke Nikolovski, Trent Scott, Justin Street, Paul Towner. Scorer: Ross Towner.
2003-04	David Khan (C), Tim Bant, Chris Fitzgerald, Malcolm Francke, Andrew Greig, Chris Hutton, Nigel Hutton, Andrew Imrie, Daryl Keast, Scott Martin, Grant Mitchell, Cameron Proudlove, Justin Street, Scott Wood.
2005-06	Gavin Brown (C), Richard Anderson, Joe Dawes, Jacob Hughes, Chris Hutton, Michael Jeh, Shane Kabel, David Khan, Adam Lockhart-Krause, Cameron Proudlove, Ross Shaw.
2007-08	Gavin Brown (C), Richard Anderson, Jacques Badenhorst, Michael Christensen, Stephen Grummitt, Chris Hutton, Michael Jeh, Mark Jones, Darryl Keast, Grant Mitchell, Brent Morgan, Brendan Prossliner, Elliot Ryan, Sean Weeraratna.

FOURTH GRADE PREMIERSHIPS

1934-35	FA (Frederick) Short (C), T Adams, WR (Walter) Barry, JL (Jack) Bretherton, EW (Eric) Baxter, D Foster, GA (George) Gooma, MH (Harry) Mossop, RA (Roy) Potter, CC (Clarrie) Robinson, B (Bruce) Thomas, A (Alan) Weller.
1978-79	Ivan Board (C), George Blazak, Merv Brauer, Adrian Coolwell, Roland Cowles, Peter Fryer, Peter Halpin, Ken Hegerty, Steve Janes, Clinton Kempnich, Peter Massie, M Robb, Dal Skirving, Daryl Toye, Mark Warmington, Ron Wright.
1982-83	Daryl Toye (C, No. 1 team), Gavin Brown, Rob Crawford, Darryl Cross, Bob Greenaway, Peter Halpin, Randy Kay, Andrew Knox, Paul Lewis, Steve Machin, Kel Rogers, Dal Skirving, Tony Simcox, Jon Stoddart, Ashley Tacey, Grant Tanner.
1990-91	Clinton Kempnich (C), Paul Amos, Gill Chapman, Les Dawes, Tony Dudgeon, Lindsay Hutley, Steve Lawler, Mark Mills, Col Murphy, Ross Perrett, Peter Sherman, Jon Stoddart, Shane Toon, Ken Williams.
1991-92	Clinton Kempnich (C), Lee Carseldine, Gill Chapman, Roland Cowles, Les Dawes, Matthew Hill, Lindsay Hutley, Paul Lewis, Gary Martin, Ross Perrett, Rohan Rainbow, Adrian Raven, Jon Stoddart, Shane Toon.
1998-99	Jon Stoddart (C, No. 1 team), Geoff Acton (V/C), Rob Boiston, Phil Crouch, Sean Hunter, Theon Kimball, Matthew Law, Grant Mitchell, Aaron Moore, Luke Nikolovski, Martin Silec, Shane Toon, Jason Watts, Craig Weatherley. Scorer: Noel Bolton.
2000-01	Jon Stoddart (C, No. 1 team), Geoff Acton (V/C), Rob Boiston, Brent Crooks, Phil Crouch, Bruce Dewar, Doug Fitzgerald, Sean Hunter, Jay Jeha, Matthew Law, Bernie Sheehan, Matthew Tucker, Craig Weatherley. Scorer: Noel Bolton.
2001-02	Clinton Kempnich (C, No. 1 team), Stewart Barlow, Niven Bawden, Brendon Boyd, Michael Dudgeon (V/C), Doug Fitzgerald, Matthew Francis, Michael Johnson, Nathan Lloyd, David Marriott, Scott Martin, Clint Matthews, Dean Reeves, Trent Scott, Michael Shinnick, Alex Short.
2003-04	Clinton Kempnich (C, No. 1 team), Corey Baker, Brendon Boyd, Michael Dudgeon (V/C), Malcolm Francke, Luke Holmes, Jacob Hughes, Troy Green, Daryl Keast, Clint Matthews, Luke Nikolovski, Dean Reeves, Michael Shinnick, Scott Wood.
2004-05	Michael Dudgeon (C, No. 1 team), Brendon Boyd, Malcolm Francke, Justin Garrett, Stephen Grummitt, Bennett Hodges, Clinton Kempnich, Rod Lennon, Brett Neill, Luke Nikolovski, Dean Reeves, Michael Shinnick.
2005-06	Matthew Tucker (C, No. 1 team), Nick Condon, Mitchell Elmes, Brendan Foote, Adam Gray, Jay Jeha, Tony Johnson, Theon Kimball, Peter King, Matthew Law, Charlie Moncada, Justin Street.
2006-07	Michael Dudgeon (C, No.2 team), Martin Blackman, Brendon Boyd, Daniel Burgess, Jason Burke, Bob Donker, Justin Garrett, Mark Jones, Clinton Kempnich, Nathan Millard, Dean Reeves, Phil Saxby, Michael Shinnick.
2014-15	Mark Jones (C), Corey Baker, Laurie Bristow, Bob Donker, Nicholas Ephraims, Trent Jones, Alex Lynch, Brock McLachlan, Nick Ryall, Alex Thompson, Lachlan Tindall, Matthew Walter.
2015-16	Bob Donker (C), Martin Blackman, Sam Cousar, Nicholas Ephraims, William Kruip, Trent Jones, Lachlan McRae, Liam Petersen, Nick Ryall, Matthew Shallcross, Alex Thompson, Xavier Thornton, Lachlan Tindall, Michael Toolis.

FIFTH GRADE PREMIERSHIPS

1979-80	5 th (2) Team: Geoff Fitzpatrick (C), Chris Battersby, Doug Campbell, Dave Carter, Roland Cowles, Ross Eagles, Mark Irwin, Richard Johnston, Peter Langley, George Leigh, Steve Machin, Tony Marrinan, Kel Rogers, Tony Simcox, Mark Stegman, Kevin Tuite.
1988-89	Kevin Tuite (C), Dan Bolton, Bruce Carroll, Wayne Hamburger, Andrew Hamilton, Terry Hicks, Tony Hughes, Andrew James, Randy Kay, Peter Kent, Robert Mills, Jason Shears, Shane Toon, Rod Venn, Paul Whybird.
1990-91	Kel Rogers (C), Bruce Carroll, Rob Crawford, Wayne Hamburger, Brett Irwin, Mark Irwin, Andrew James, Peter Kent, Col Murphy, Andrew Puller, Peter Sherman, Adrian Raven, Shane Toon.
1991-92	Mark Irwin (C), Scott Adlington, Bruce Carroll, Martin Chulov, Rob Crawford, Wayne Hamburger, Brett Irwin, Peter Kent, Paul Owen, Rohan Rainbow, Adrian Raven, Russell Reinikka, Kel Rogers, Shane Toon, Lindsay Trigar, Jason Voll, Ken Williams.
1993-94	Brett Irwin (C), Brendan Boyd, Bruce Carroll, Adrian Coolwell, Michael Dudgeon, Brook Fairbairn, Damian Hickey, Gary Martin, John McBrien, Tony Micallef, Aaron Raadschelders, Steven Rankine, Michael Shinnick, Jason Voll.
1995-96	Damian Hickey (C), Phil Crouch, Les Dawes, Bruce Dewar, Michael Francis, Sean Hunter, Brett Irwin, Tony Micallef, Peter Nicholson, Joe Petrie, Steven Rankine, Michael Richardson, Kel Rogers, Murray Smith, Shane Toon, Jason Voll.
2003-04	Matthew McFadden (C), Leigh Birrell, Jason Burke, Brad Griggs, Leigh Hillier, Paul Kennedy, Michael Macionis, Derek Meggitt, Nathan Millard, Brett Price, Jared Robinson, Shane Toon, Jason Voll.
2009-10	James O'Connor (C), Martin Blackman, Michael Blinkhoff, Sam Byrne, Tom Cramb, Patrick Hanrahan, Steve Hayes, Grant Jennings, Shane Kelly, Matthew McFadden, Tim O'Rourke, Cameron Skinner, Alex Thompson.
2014-15	Jim Whyte (C), Harrison Beath, Jake Coolwell, Sam Cousar, Emmanuel Etheridge, Jacob Horswill, William Kruip, Kuyen Lewis, Matthew McFadden, Craig Pereira, Ashwin Raj, Chris Robinson, Kasper Rubin, Cameron Skinner, Danny Tarabay, Oliver West, Donal Whyte.

SIXTH GRADE PREMIERSHIPS

1992-93	Mark Irwin (C), Brendan Boyd, Bruce Carroll, Michael Holmberg, Steve Janes, Clinton Kempnich, Peter Kent, Tony Micallef, Greg Minns, Matthew Ogilvie, Paul Owen, Adrian Raven, Jason Voll.
2012-13	6 th (1) Team: John Thompson (C), Brendan Badendorst, Michael Blinkhoff, Sam Byrne, Mitchell Elmes, Matthew Friend, Lachlan Mitchell, Haydon Thompson, James Tippelt, Ian Valley, Sam Wildermuth, Brett Wilson.
2013-14	6 th (1) Team: Clinton Kempnich (C), Adam Ball, Jackson Beath, Martin Blackman, Laurie Bristow, Sam Cousar, Jai Lembryk, Matthew McFadden, Don Mander, Jake Menot, Blyton Pendergast, Michael Shinnick, Lachlan Tindall, Brett Wilson.
2014-15	6 th (2) Team: Jon Malone (C), James Alexander, Jarvis Black, Jadyne Bowe, Gavin Brown, Kaidyn Brown, Ryan Brown, Patrick Chorley, Jake Coolwell, Mitchell Farley, Lachlan Kirk, David Mackie, James O'Connor, Chris Robinson, BP Shannon, Matthew Taylor, Harry Wilmington, Brett Wilson.
2015-16	6 th (2) Team: Jon Malone (C), Adam Ball, Jadyne Bowe, Gavin Brown, Kaidyn Brown, Ryan Brown, Ben Fitzgerald, Lachlan Kirk, Samuel Kirk, Matt McFadden, Blake Micallef, James O'Connor, Tom Pappalardo, Chris Robinson, Ben Shannon, Matthew Taylor, Simon Tolhurst, Callum Zipf.

SUB DISTRICTS / WAREHOUSE GRADES PREMIERSHIPS

1997-98	C1 Sub Districts Grade: Mark Irwin (C), Kevin Tuite (V/C), Graeme Currie, Shayne French, Wayne Hamburger, Matt Hobson, Peter Kent, Peter Lynch, Ken McKay, Ewan Macpherson, Mark Ryan, Paul Stout, Tony Moore (Scorer).
2001-02	B2 Sub Districts Grade: Mark Irwin (C), Graeme Currie, Bruce Dewar, Steve Farley, Wayne Hamburger, Mark Harvey, Bob Jones, Peter Kent, Peter Lynch, Ken McKay, Dale Moorhouse, Murray Smith, Kevin Tuite.
2003-04	B1 Sub Districts Grade: Mark Irwin (C), Rob Bailey, Graeme Currie, Bruce Dewar, Steve Farley, Wayne Hamburger, Mike Holmberg, Peter Kent, Peter Lynch, Dave Mackie, Ken McKay, Dale Moorhouse, Kevin Tuite.
2012-13	C1 Sub Districts Grade: David Phillips (C), Craig Baldwin, Harrison Beath, Jaydn Bowe, James Boyd, Scott Farraway, Tom Gibson, Mark Horswill, Ross Maslin, Jon Malone, Aaron Randall, Peter Randall, Chris Sheehan, Peter Sherman.
2012-13	C3 Sub Districts Grade: Mark Irwin (C), Jamie Alexander, Les Dawes, Bruce Dewar, James Hine, Ross Irwin, Bob Jones, Peter Lynch, Dave Mackie, Jack O'Brien, Kevin Tuite, Kyle Tuite, Harry Watson.
2013-14	C3 Sub Districts Grade: Mark Irwin (C), Jamie Alexander, Craig Baldwin, James Hine, Anthony Horgan, Stephen Hurn, Ross Irwin, Peter Lynch, David Mackie, Zeke Pendergast, Kyle Tuite.



Sixth Grade Premiers

UNDER 18 GRADE PREMIERSHIPS

1955-56	Nev Barber (C), Don Barber, T. Dawson, Ron Dempster, Roy Hemsley, Peter Kerr, Dennis Loel, Geoff Mackenzie, Greg Petrie, Jim Punchard, B Thompson, Brian Warlow.
1973-74	Noel Bolton (C), Paul Bolton, Peter Chatman, Robert Forster, Jamie Herbert, David Hislop, Steve McEwan, Ross Perrett, Graham Power, Greg Power, Graham Taggart, Mike Weir, Greg Ball (12 th man). Coach: Noel Bolton.
1981-82	Steve Barnard & Alan Hooper (shared Captaincy), David Cottee, Craig Engstrom, Steve Forsyth, Jim Flynn, Mike Holmberg, Brett Irwin, Wayne Iszlaub, Michael Johnson, Cameron Leggat, Paul Lewis, Jim Moore, Mark Moschella, Jon Stoddart. Coach: Col Leggat.
1991-92	Dylan Dearing, Kane Kersnovske & Dean Reeves (shared Captaincy), Lee Carseldine, Nathan Davidson, Michael Dudgeon, Scott Edge, Brett Lewis, Wayne McDougall, Peter Nicholson, Scott Read, Matthew Robertson, Danny Russell. Coach: David Walker.
1999-00	Brent Crooks (C), Corey Baker, Nathan Burrigge, Dean Butt, Chris Fitzgerald, Skie Hanifan, Kiel Harvey, David Hooper, Andrew Imrie, Michael Kling, Michael Macionis, Andrew Marriott, Adin Townsley. Coach: David Walker.

UNDER 19 GRADE CHAMPIONSHIPS

1971-72	Keith Bedford, Lindsay Bell, John Bourke, Greg Cooper, John Gamble, Peter Halpin, Gary Kruger, R. Mackie, Phil McMurdo, John Meldrum, John Petrie, Russell Squires, Bob Toovey.
1981-82	Bruce Clarke (C), Steve Barnard, Errol Harris, Mike Holmberg, Alan Hooper, Andrew Kerr, Peter McPhee, Scott Meredith, Jim Moore, Steve Perkins, Jon Stoddart, Richard Williamson.
1985-86	Geoff Foley (C), Paul Carew, Martin Denholm, Paul Graham, Rick Heilbronn, David Khan, Stuart Law, Martin Leggat, Nick Pearce, Gavin Robins, John Waldron, David Walker, Ian Williamson.
1988-89	Gavin Robins (C), Geoff Acton, Richard Anderson, Paul Davis, Simon Dent, Brent Durham, Nathan Eiby, Scott Hancock, Matthew Hayden, R. McClellan, Mark Norris, Chris Readdy.
1991-92	Dean Rauchle (C), Paul Amos, Lee Carseldine, Damien Cuddihy, Tony Dudgeon, Michael Dudgeon, Scott Edge, Kane Kersnovske, Brett Lewis, Wayne McDougall, Peter Nicholson, Dean Reeves, Brendan Shinnick, Ken Williams.

LEGENDS T20 CHAMPIONSHIPS

2012-13	Gavin Brown (C), Murray Bragg, Tony Brown, Adrian Coolwell, David Cottee, Owen Gilchrist, Chris Lanagan, Grant Mitchell, Mark Norris, Heath Pedrola, Darin Turner. Scorer: Pat Culpán
2014-15	Owen Gilchrist (C), Richard Anderson, Gavin Brown, Tony Brown, David Cottee, Tony Dudgeon, Chris Lanagan, Jason Maddox, Grant Mitchell, Mark Norris, Darin Turner. Scorer: Alison Brown

OPEN AGE GRADE – ZONE WINNER

1997-98	Michael Jeh (C) (5), Richard Anderson (2), Tony Brown (6), Bruce Dewar (2), Tony Dudgeon (4), John Dieckman (3), Andrew Forbes (2), Steven Fryer (2), David Khan (2), Matthew Law (6), Trent Scott (6), Ross Shaw (2), Tim Stokes (2), Andrew Watson (5), Craig Weatherley (2).
---------	---

Note – This competition was run in 1997/98 only, as a replacement of the Under 19 competition with its goal to provide one day cricket for lower Grade players. Valley won 4 of the 6 matches played. The players listed above participated in 2 or more matches.

UNDER 16/17 LORD’S TAVERNERS GRADE – NORTH ZONE WINNER

1995-96	Matthew Smith (C), Andrew Barlow, Daniel Beer, Matthew Law, Anthony Mathison, Joel Popplewell, Cameron Proudlove, Martin Raadschelders, Jared Robinson, Martin Silec, Michael Vincenzi, Drew Viney. Coach: Roger Fryer.
2000-01	Robert Mackay (C), Mitchell Barnaba, Sam Cooper, Adam Dimarco, Chris Fitzgerald, Brendan Garlick, Andrew Greig, Jacob Hughes, Sean Purvis, Chris Raimondi, Michael Robinson, Ashley Street, Scott Wood, Lachlan Zangari. Coach: David Walker, Assistant Coaches: Ian Reeves & Peter Drinnen.

“SCHOOLBOY GRADE”

1958-59	Ron Barber, R Brown, Ronald Clark, Ian Dempster, Alan Green, C Green, Robert Green, Kerry Marr, Peter Morish, K Oliver, Ken Schmidt, G Ure, R Ure.
1961-62	Greg Graham (C), Neil Campbell, W Dickenson, Lloyd Graham, Alan Green, Bill Markwell, Jeff Oliphant, Don Peele, G Slater, Ross Straughan, J Whitlock.

WOMEN’S FIRST GRADE PREMIERSHIPS

1994-95	Vanessa Pickering (C), Sharyn Bow, Maryanne Brandon, Rae Dower, Liz Hutchinson, Ralee Inglis, Renee Lee, Louise O’Moore, Kellie Rich, Linda Scott, Karen Shaw, Sue Woolway.
1995-96	Vanessa Pickering (C), Sharyn Bow, Maryanne Brandon, Monica Brogan, Rae Dower, Renee House, Janine McPhee, Louise O’Moore, Kellie Rich, Linda Scott, Karen Shaw, Lisa Weller, Sue Woolway.
1996-97	Vanessa Pickering (C), Maryanne Brandon, Suzanne Cramp, Rae Dower, Kim Fazackerley, Glenda Hall, Kellie Rich, Linda Scott, Lisa Weller, Sue Woolway.

WOMEN’S SECOND GRADE PREMIERSHIPS

1983-84	Nicole Irwin (C), Trudy Campbell, Jane Ellis, Beryl Fisher, Susan Hislop, Dianne Huckstadt, Jodie Irwin, Bernadine Melbourne, Gerardine Moloney, Julie O’Brien, Jenny Perrett, Janet Pickstone, Fran Tiel.
1985-86	Diane Huckstadt (C), Mary Ann Connell, Beryl Fisher, Karen Griffin, Vicki Josephs, Trish Kavanagh, Sharon Mills, Julie O’Brien, Maree Stephenson, Fran Tiel, Angie Van Eyk.

TOP 20 ALL TIME RUN SCORERS

	Player	Era	Matches	Innings	Not Outs	100s	Best Score	Runs	Average
1	GC Brown	1982-16	392	463	25	19	132	13253	30.26
2	WG Chapman	1963-09	390	450	66	10	207*	10301	26.83
3	RP Easton	1950-88	373	458	47	4	195	10147	24.69
4	JT Harten	1939-68	280	366	45	15	204*	9221	28.73
5	LA Dawes	1979-16	311	363	47	9	101*	9023	28.55
6	ML Dudgeon	1977-15	284	347	23	3	168	8537	26.35
7	AB Henschell	1979-01	213	225	40	11	218	7759	41.94
8	AK Dudgeon	1989-13	239	281	28	13	196	7611	30.08
9	DM Khan	1984-14	309	326	38	7	142	7420	25.76
10	BJ Irwin	1979-98	234	300	15	8	178	7200	25.26
11	LA Carseldine	1990-13	172	189	28	17	162*	6814	42.32
12	AJ Brown	1986-07	242	288	22	1	132	6683	25.12
13	MB Irwin	1974-16	498	489	88	3	44*	6674	16.64
14	TG Irvine	1992-08	175	206	28	12	210	6564	36.88
15	JM Stoddart	1980-12	263	319	40	2	127	6519	23.37
16	LPD O'Connor	1914-36	-	167	27	16	189	6073	43.38
17	WR Hamburger	1985-16	193	229	40	7	101	5930	31.38
18	RD Haupt	1937-64	232	322	40	1	151	5851	20.75
19	AA Coolwell	1975-15	215	258	22	3	111*	5751	24.37
20	BR Jennings	1964-87	209	261	40	7	151*	5654	25.58

TOP 20 ALL TIME WICKET TAKERS

	Player	Era	Matches	Overs	Mdns.	Runs	Wkts.	Average
1	CF Kempnich	1978-16	375	4460	1218	11303	777	14.55
2	MB Irwin	1974-16	498	4037	1004	10876	649	16.76
3	RG Perrett	1972-06	283	4415	1149	11835	635	18.64
4	RAJ Anderson	1984-16	250	4300	1156	11585	569	20.36
5	FM Francke	1969-09	214	3765	766	11139	558	19.96
6	MPW Jeh	1977-15	279	4422	1250	11391	516	22.08
7	ST Janes	1971-93	177	3083	797	8482	514	16.50
8	GK Moore	1972-12	247	3824	808	11548	506	22.82
9	WE Nolan	1938-67	250	2332	289	8740	505	17.31
10	FA Vidler	1948-68	225	2273	326	8177	486	16.83
11	JW McLaren	1905-20	NR			4274	483	8.85
12	CR Leggat	1956-87	259	2691	445	9470	479	19.77
13	DJ Mackie	2003-16	148	1983	498	5030	467	10.77
14	DW Langdon	1962-83	165	2032	348	7033	450	15.63
15	J Voll	1988-16	263	2399	565	6612	449	14.73
16	DK Hickey	1982-04	214	2801	932	6340	444	14.28
17	LS Jones	1949-66	197	1518	133	5941	418	14.21
18	SW Ayres	1911-25	NR			5304	404	13.13
19	KR Rogers	1975-99	254	2512	521	7310	402	18.18
20	DR Turner	1992-15	157	2698	668	8058	388	20.77

TOP 20 ALL TIME CATCHES

	Player	Era	Matches	Catches
1	WG Chapman	1963-09	390	346
2	ML Shinnick	1991-16	274	300
3	BM Shinnick	1988-10	150	257
4	RA Cowles	1976-08	219	246
5	GC Brown	1982-16	392	232
6	TR Mitchell	1977-15	148	229
7	ML Dudgeon	1990-15	284	206
8	MB Irwin	1974-16	498	199
9	MT Jones	2003-15	166	197
10	KR Rogers	1975-99	254	195
11	LA Dawes	1979-16	311	182
12	DM Khan	1984-14	309	180
13	PN Crouch	1991-03	111	178
14	KG Tuite	1977-15	328	177
15	IC Valley	2001-14	125	166
16	GJ Madders	1972-84	193	165
	BC Marrinan	1972-91	181	165
	WR Hamburger	1985-16	118	165
19	AA Lockhart-Krause	2001-16	149	162
20	RP Easton	1950-88	373	153

TOP 20 ALL TIME STUMPINGS

	Player	Era	Matches	Stumpings
1	ML Shinnick	1991-16	265	58
2	LPD O'Connor	1914-36	NR	55
3	RA Cowles	1976-08	274	50
4	RF Whiting	1947-65	115	44
5	GJ Madders	1972-84	118	43
6	TR Mitchell	1997-13	149	41
7	RC Dempster	1955-62	74	38
8	PD Kent	1985-07	176	36
9	MT Jones	2003-15	168	33
10	WG Chapman	1963-09	390	30
11	AN Bolton	1911-21	50	29
12	PC Owen	1990-95	58	28
13	IHW Schwenke	1931-35	0	27
	W Duncan	1929-32	1	27
15	G Graham	1960-65	68	26
	K Marr	1957-61	14	26
17	DR Waddell	1955-71	125	24
	J Snape	1962-70	70	24
19	PW Nilon	1952-57	24	23
20	IC Valley	2001-14	125	22
	RP Kay	1980-94	128	22

TOP 20 ALL TIME CENTURIES

	Player	Era	Matches	100s
1	GC Brown	1982-16	392	19
2	LA Carseldine	1990-13	172	17
3	LPD O'Connor	1914-36	-	16
4	RM Levy	1928-48	-	15
	JT Harten	1939-68	280	15
6	ML Hayden	1987-07	89	14
7	AK Dudgeon	1989-13	239	13
8	TG Irvine	1992-07	175	12
9	AB Henschell	1979-01	213	11
	NJ Kruger	1997-14	131	11
11	WG Chapman	1963-09	390	10
12	KE Dudgeon	1969-83	146	9
	LA Dawes	1979-16	311	9
	KC Wessels	1980-86	32	9
15	BJ Irwin	1979-98	234	8
	CM Ephraims	1986-99	101	8
	GD Jennings	1997-15	104	8
	JB Neill	1999-15	94	8
19	AB Mossop	1929-47	-	7
	BR Jennings	1964-87	219	7
	D Toyne	1976-85	112	7
	DM Khan	1984-14	309	7
	WR Hamburger	1985-15	193	7
	PD Sherman	1988-15	152	7
	AJ Gode	2007-16	116	7

TOP 20 ALL TIME MATCHES

	Player	Era	Matches
1	MB Irwin	1974-16	498
2	GC Brown	1982-16	392
3	WG Chapman	1963-09	390
4	CF Kempnich	1978-16	375
5	RP Easton	1950-88	373
6	KG Tuite	1977-15	328
7	DM Khan	1984-14	311
8	LA Dawes	1979-16	309
9	ML Dudgeon	1990-15	284
10	RG Perrett	1972-06	283
11	JT Harten	1939-68	280
12	MPW Jeh	1986-14	279
13	ML Shinnick	1991-16	274
	KIR McKay	1993-15	274
15	C Hoy	1939-87	267
16	JM Stoddart	1980-12	263
	CR Leggat	1956-87	263
18	J Voll	1988-15	259
19	KR Rogers	1975-99	254
20	WE Nolan	1938-67	250
	RAJ Anderson	1984-16	250

MOST MATCHES IN EACH GRADE

Grade	Player	Matches	Era
First Grade	JT (Jim) Harten	234	1941-68
First Grade One Day	LA (Lee) Carseldine	73	1992-16
First Grade T20	AJ (Andrew) Gode	35	2007-16
Second Grade	RAJ (Richard) Anderson	142	1984-07
Second Grade One Day	J (Jacques) Badenhorst	20	2009-16
Second Grade T20	J (Jacques) Badenhorst	21	2010-16
Third Grade	DM (David) Khan	174	1985-12
Fourth Grade	JM (Jon) Stoddart	151	1980-04
Fifth Grade	BJ (Brett) Irwin	115	1979-98
Sixth Grade	CF (Clinton) Kempnich	140	1992-16
Sub Districts/Warehouse	KIR (Ken) McKay	273	1993-16
Over 40 Grade	JM (Jon) Stoddart	54	2001-16
Under 19 Grade	JE (John) Bourke	26	1969-73
Under 18 Grade	DE (Don) Barber	43	1953-57
Under 16/17 Grade	CE (Chris) Fitzgerald	23	1998-01
"Schoolboy" Grade	GR (Gary) Kruger	30	1966-70
Women's Teams	VL (Vanessa) Pickering	90	1993-03

TABLE QUALIFICATIONS

The following minimums have been established as prerequisites for inclusion in the following tables. They take into account: the type of competition, number of games per season, and playing conditions.

Grade	Minimums
First – Premiership	1000 runs / 100 wickets
First – One Day Competitions	1000 runs / 40 wickets
Second – Premiership	1000 runs / 100 wickets
Third – Premiership	1000 runs / 100 wickets
Fourth – Premiership	1000 runs / 100 wickets
Fifth – Premiership	1000 runs / 100 wickets
Sixth – Premiership	600 runs / 50 wickets
Sub Districts / Warehouse – Premiership	1000 runs / 100 wickets
Over 40's - One Day Competition	300 runs / 15 wickets
Under 19 – Premiership	500 runs / 25 wickets
Under 18 – Premiership	750 runs / 75 wickets
Under 16/17 Lord's Taverners Competition	500 runs / 30 wickets
Schoolboys (Under 15)	500 runs / 50 wickets
Womens – Premiership	1000 runs / 75 wickets

FIRST GRADE BATTING - 1000 RUNS

	Player	Era	Matches	Innings	Not Outs	100s	Best Score	Runs	Average
1	AB Henschell	1979-01	213	225	40	11	218	7759	41.94
2	JT Harten	1941-68	234	308	34	11	140	7452	27.20
3	LPD O'Connor	1914-36	-	167	27	16	189	6073	43.38
4	GT Gray	1965-79	171	212	29	6	128	5591	30.55
5	LA Carseldine	1994-13	130	145	23	16	162*	5405	44.30
6	KE Dudgeon	1969-83	146	177	30	9	128*	4933	33.56
7	RM Levy	1928-48	-	117	11	15	243	4580	43.21
8	RP Easton	1951-78	194	242	31	-	94	4568	21.65
9	AB Mossop	1929-47	-	184	18	7	153	4391	26.45
10	RD Haupt	1940-62	167	222	28	1	135	3963	20.43
11	NJ Kruger	1999-10	85	103	8	9	206	3840	40.42
12	TG Irvine	1996-08	114	136	18	3	170*	3686	31.24
13	ML Hayden	1989-07	71	79	11	11	187	3685	54.19
14	KLM Mossop	1925-52	-	213	37	1	113*	3601	20.46
15	CM Ephraims	1986-99	96	110	8	6	145	3561	34.91
16	GM Egan	1959-67	103	131	20	4	161*	3395	30.59
17	HT Pedrola	1992-12	107	129	10	2	138	3040	25.55
18	BM Shinnick	1993-04	105	122	10	5	202	2828	25.25
19	NJ King	1961-74	95	114	10	1	105	2783	26.76
20	AJ Gode	2007-16	88	108	14	7	140	2766	29.43
21	JM Walker	1985-91	74	89	14	6	177	2745	36.60
22	JW McLaren	1905-20	118	155	16	1	109*	2691	19.36
23	CF Morgan	1897-05	74	104	7	3	258*	2674	27.57
24	WA Blackstock	1898-10	97	137	13	1	101	2568	20.71
25	PW Muspratt	1966-75	113	125	18	1	113	2554	23.87
26	ML Robins	1953-58	62	86	5	1	127*	2469	30.48
27	DF Simpson	1941-55	117	143	18	-	98	2454	19.63
28	GI Foley	1984-92	76	89	9	5	146	2422	30.27
29	SW Ayres	1911-25	102	121	6	-	81	2421	21.05
30	R Macdonald	1897-05	46	57	18	6	200	2323	59.56
31	CBP McFarlane	1921-36	-	112	22	-	98*	2302	25.58
32	SJ Fennelly	1909-24	51	67	4	5	163	2157	34.24
33	SG Law	1984-97	58	60	10	5	234*	2136	42.72
34	GJ Madders	1972-83	117	115	18	-	94	2114	21.79
35	KC Wessels	1980-86	32	31	7	9	192*	2100	87.50
36	AN Brown	1978-86	54	58	3	4	169	2019	36.71
37	DW Cottee	1983-99	83	91	21	2	134*	1890	27.00
38	TM Khan	1973-88	105	99	28	1	110*	1810	25.49
39	WB Bruce	1905-11	68	104	8	2	104	1803	18.78
40	MC Bragg	2003-10	67	79	11	1	100	1707	25.10
41	HJ Haskings	1938-48	-	97	9	2	120*	1695	19.26
42	LD Pfeffer	2009-16	52	69	4	2	108	1642	25.26
43	AA Atkins	1902-08	51	68	4	2	144	1640	25.62
44	BN Quinn	1979-88	67	72	6	3	121	1581	23.95
45	BRD O'Connor	1929-39	-	112	10	1	105	1565	15.34
46	RW Eve	1904-11	61	94	3	1	111	1557	17.11
47	HL Fossey	1933-46	-	96	21	1	107	1526	20.35
48	KG Kersnovske	1992-03	87	100	23	-	74*	1513	19.65
49	AA Lockhart-Krause	2007-16	70	81	10	-	93	1493	21.03
50	PW Anderson	1983-88	47	49	5	1	112	1473	33.48

	Player	Era	Matches	Innings	Not Outs	100s	Best Score	Runs	Average
51	JF Welsh	1978-86	63	71	6	1	101	1469	22.60
52	AK Dudgeon	1994-07	66	73	7	-	86	1414	21.42
53	AR Border	1980-95	31	26	3	3	150	1351	58.74
54	JG Collings	1955-66	84	95	15	-	89	1300	16.25
55	FM Francke	1969-89	150	120	28	-	66*	1255	13.64
56	BL Webb	1936-46	-	32	9	2	150	1251	54.39
57	BR Jennings	1969-80	72	83	12	-	72	1248	17.58
58	JD Wildermuth	2010-16	47	49	6	1	153*	1246	28.98
59	BD Evans	2002-10	47	55	6	1	125*	1231	25.12
60	A Hurwood	1920-32	-	94	17	1	109	1230	15.97
61	DR Turner	1992-09	137	120	24	-	56*	1228	12.79
62	CW Vizer	1953-58	57	75	5	-	59	1213	17.33
63	NJ Wyeth	1934-47	-	84	17	1	100*	1174	17.52
64	CS Lane	1966-74	85	91	17	-	60	1142	15.43
	AJ Brown	1988-04	50	60	6	1	119	1142	21.15
66	RF Whiting	1947-53	62	64	10	-	93	1141	21.13
67	GK Moore	1972-95	158	123	53	-	78	1132	16.17
68	JT Spargo	2010-15	43	51	7	3	108*	1099	24.98
69	WF Kenny	1897-06	66	78	12	1	0	1052	15.94
70	DW Reeves	1992-01	47	51	6	1	105*	1032	22.93
71	AN Bolton	1911-21	50	66	1	-	0	1015	15.62
72	W Exton	1904-13	65	108	8	-	77	1005	10.05
73	GJ Power	1975-81	54	61	4	1	127	1002	17.58

FIRST GRADE BOWLING - 100 WICKETS

	Player	Era	Matches	Overs	Maidens	Runs	Wickets	Average
1	JW McLaren	1905-20	118	-	-	4098	469	8.74
2	SW Ayres	1911-25	102	-	-	5304	404	13.13
3	FM Francke	1969-89	150	2471	441	7910	388	20.39
4	AB Henschell	1979-01	213	3348	898	9479	357	26.55
5	DR Turner	1992-09	137	2488	628	7285	355	20.52
6	A Hurwood	1920-32	-	1403	195	4625	329	14.06
7	CJ Cooke	1971-83	145	2054	384	6748	328	20.57
8	T Byrne	1901-09	62	-	-	3699	283	13.07
9	GK Moore	1972-95	158	2619	592	7769	276	28.15
10	FA Vidler	1950-65	123	1358	190	5028	273	18.42
11	JH Dawes	1996-06	76	1491	378	3921	257	15.26
12	BRD O'Connor	1929-39	-	1399	145	4882	250	19.53
13	KLM Mossop	1925-52	-	1349	117	5461	241	22.66
14	GD Trivett	1972-82	107	1284	168	4673	232	20.14
15	OA Davenport	1908-15	64	-	-	2358	189	12.48
16	CW Sim	1920-27	-	-	-	2360	187	12.62
17	IJ Hansen	1990-00	85	1467	350	4535	186	24.38
18	MJ Petrie	2007-16	75	1340	352	3466	176	19.69
19	PW Muspratt	1966-75	113	947	147	3373	166	20.32
20	AJ Gode	2007-16	88	1231	303	4012	161	24.92
21	GM Egan	1959-67	103	748	117	2955	160	18.47
22	LPD O'Connor	1914-36	-	672	80	2583	155	16.66
23	NJ Wyeth	1934-47	-	1026	88	3613	147	24.58
24	RD Haupt	1940-62	167	753	48	3635	146	24.90
25	WF Kenny	1897-06	66	514	19	2869	145	19.79
26	JG Collings	1955-66	84	606	37	3045	141	21.60
27	CJ Lanagan	1994-07	78	1241	294	3748	138	27.16
28	WB Bruce	1905-11	68	461	26	2093	132	15.86
	PT McPhee	1981-94	51	1112	240	3661	132	27.73
30	DW Cottee	1983-99	83	1277	346	3633	129	28.16
31	DJ Marriott	2002-11	69	1069	277	3410	128	26.64
32	NT McMahon	1947-55	70	727	97	2485	119	20.88
	LN Quelch	1947-61	47	499	51	2337	119	19.64
34	KE Dudgeon	1969-83	146	779	151	2425	118	20.55
35	G Cuffe	1898-12	46	-	-	1457	115	12.67
	LW Feldman	2009-16	43	709	215	1862	115	16.19
37	SD Powell	2006-12	60	1124	274	3455	114	30.31
38	JT Harten	1941-68	234	612	113	2044	112	18.25
39	CS Lane	1966-74	85	655	115	2193	110	19.94
40	LA Carseldine	1994-13	130	934	266	2380	107	22.24
41	V Macdonald	1898-06	51	-	-	1685	106	15.90
	FF Manson	1953-59	56	530	75	1989	106	18.76
43	DF Simpson	1941-55	117	411	10	2606	102	25.55
44	PJ Carew	1984-92	43	919	197	2808	101	27.80
45	CR Leggat	1961-69	63	649	100	2661	100	26.61

FIRST GRADE FIELDING – 50 DISMISSALS

	Player	Era	Matches	Catches	Stumpings	Total
1	BM Shinnick	1993-04	105	198	13	211
2	GJ Madders	1972-83	117	165	43	208
3	LPD O'Connor	1914-36	71	142	55	197
4	AB Henschell	1979-01	213	146		146
5	MC Bragg	2003-10	67	113	7	120
6	KE Dudgeon	1969-83	146	112		112
7	JT Harten	1941-68	234	108	1	109
8	WG Chapman	1966-83	56	90	12	102
9	RF Whiting	1947-53	62	59	38	97
10	LD Pfeffer	2009-16	52	78	5	83
11	PW Anderson	1983-88	47	76	6	82
	PJ Drinnen	1989-99	41	70	12	82
	LA Carseldine	1994-13	130	82		82
14	KLM Mossop	1925-52	72	81		81
	RP Easton	1951-78	194	81		81
16	TG Irvine	1996-08	114	80		80
17	DR Waddell	1962-70	55	60	15	75
	HT Pedrola	1992-12	107	75		75
19	RD Haupt	1940-62	167	72		72
	AJ Gode	2007-16	88	72		72
21	CM Ephraims	1986-99	96	70		70
22	IHW Schwenke	1931-35	0	41	27	68
23	RM Levy	1928-48	49	58	5	63
24	GK Moore	1972-95	158	62		62
25	LJ Drennan	2010-13	30	57	2	59
26	AN Bolton	1911-21	50	28	29	57
	AA Lockhart-Krause	2007-16	70	56	1	57
28	SW Ayres	1911-25	102	55		55
	GT Gray	1965-79	171	55		55
	TM Khan	1973-88	105	55		55
31	A Hurwood	1920-32	58	53		53
	NJ King	1961-74	95	53		53
33	JW McLaren	1905-20	118	52		52
	AB Mossop	1929-47	8	52		52
	PJ Nicholson	1974-76	27	49	3	52
	KG Kersnovske	1992-03	87	52		52
37	PW Muspratt	1966-75	113	51		51

FIRST GRADE CAPTAINS (Premiership Matches)

Captain	Seasons
JM Blackstock	1897-98
R Macdonald	1898-99 to ?
CF Morgan	1901-02 to 1903-04
AA Atkins	1905-06, 1907-08 (Shared)
WB Bruce	1906-07, 1907-08(Shared)
T Byrne	1909-10
JW McLaren	1912-13 to 1919-20
SW Ayers	1921-22 to 1923-24
LPD O'Connor	1924-25 to 1934-35
KLM Mossop	1935-36 to 1941-42; 1945-46 (Shared 3); 1946-47 to 1948-49; 1949-50 (Shared); 1951-52
VF Thomas	1942-43
R Roberts	1943-44 (Shared)
HJ Haskings	1943-44 (Shared); 1944-45; 1945-46 (Shared)
HL Mossop	1945-46 (Shared)
JT Harten	1949-50 (Shared); 1950-51; 1955-56 (Shared); 1958-59 to 1962-63
RD Haupt	1952-53 to 1954-55
ML Robins	1955-56 (Shared) 1956-57; 1957-58
RP Easton	1963-64 to 1966-67
NJ King	1967-68 to 1969-70
PW Muspratt	1970-71 to 1973-74
KE Dudgeon	1974-75 (Shared); 1975-76 to 1980-81
GD Trivett	1974-75 (Shared)
GJ Madders	1981-82; 1982-83 (Shared 6)
KC Wessels	1982-83 (Shared 7)
WG Chapman	1982-83 (Shared 1)
AR Border	1983-84 (Shared 3)
TM Khan	1983-84 (Shared 9); 1984-85 to 1986-87
AB Henschell	1987-88 (Shared); 1988-89 to 1990-91 1991-92 (Shared 2); 1994-95 to 1995-96
JM Walker	1990-91 (Shared 2)
GI Foley	1991-92
CM Ephraims	1987-88 (Shared); 1992-93 to 1993-94; 1996-97 to 1997-98
SG Law	1994-95 (Shared 3)
LA Carseldine	1996-97 (Shared 1); 1998-99 (Shared 2), 2000-01 to 2001-02
KG Kersnovske	1998-99 (Shared 2); 1999-00
IJ Hansen	1998-99 (Shared 7)
BM Shinnick	2000-01 (Shared 2); 2002-03 (Shared 3)
JH Dawes	2000-01 (Shared 1); 2002-03
GC Brown	2001-02 (Shared 1)
NJ Kruger	2002-03 (Shared 1); 2005-06 (Shared 1); 2006-07 (Shared 1); 2007-08; 2008-09 (Shared)
JB Neill	2003-04
HTPedrola	2004-05 to 2006-07; 2011-12 (Shared 7)
SD Powell	2008-09 (Shared)
MC Bragg	2008-09 (Shared); 2009-10 (Shared)
AJ Gode	2009-10 (Shared); 2012-13 to 2015-16
MJ Petrie	2010-11 (BD Schuhmacher: 2 matches)
JW Rogers	2011-12 (Shared 4)
AA Lockhart-Krause	2014-15 (Shared 3)



Andrew Gode for First Grade vs Souths.

FIRST GRADE CENTURY SCORERS (Premiership Matches only)

Name	Score	Season	Opposition
Adamson CY	100	1899/00	Toombul
Anderson PW	112	1983/84	University of Queensland
Andrews WC	131	1935/36	Northern Suburbs
Atkins AA	144	1905/06	Toowong
	106	1905/06	Oxley
Attwooll EW	108	1969/70	
Blackstock WA	101*	1905/06	Toombul
Blundell L	113	1924/25	Western Suburbs
Bogle J	138	1928/29	University of Queensland
Border AR	148	1980/81	Northern Suburbs
	125	1982/83	Northern Suburbs
	150	1983/84	Western Suburbs
Bragg MC	100	2005/06	Beenleigh/Logan
Brown AJ	119	1991/92	Sandgate-Redcliffe
Brown AN	169	1982/83	Toombul
	160	1983/84	Wynnum-Manly
	114	1983/84	Sandgate-Redcliffe
	110	1984/85	Eastern Suburbs
Bruce WB	104	1906/07	South Brisbane
	102*	1910/11	Oxley
Carseldine LA	162*	1994/95	University of Queensland
	138*	1995/96	Western Suburbs
	123	1996/97	South Brisbane
	112*	1998/99	Sandgate-Redcliffe
	111*	1998/99	Western Suburbs
	110	1999/00	Western Suburbs
	124	2000/01	Sunshine Coast
	162*	2002/03	South Brisbane
	108	2002/03	Wynnum-Manly
	106	2003/04	Sunshine Coast
	137	2006/07	Wynnum-Manly
	148*	2007/08	South Brisbane
	156	2007/08	Toombul
	126	2007/08	Sandgate-Redcliffe
	106	2007/08	Beenleigh/Logan
	129*	2011/12	Northern Suburbs
Chapman HW	102	1907/08	Toombul
Cottee DW	101*	1988/89	University of Queensland
	134*	1992/93	Wynnum-Manly
	141*	1900/01	Toombul
Dascombe JM	122*	2014/15	Sandgate-Redcliffe
Dudgeon KE	122	1970/71	Northern Suburbs
	128*	1971/72	Northern Suburbs
	121	1971/72	
	119*	1972/73	
	104*	1976/77	QCA Colts
	108	1976/77	Eastern Suburbs
	104	1977/78	Eastern Suburbs
	102	1978/79	University of Queensland
	102*	1980/81	University of Queensland
Egan GM	101*	1960/61	
	110	1960/61	
	161*	1965/66	
	100*	1965/66	
Ephraims CM	113	1986/87	QCA Colts
	111	1986/87	Northern Suburbs
	129	1987/88	Western Suburbs
	120	1987/88	Eastern Suburbs
	100	1992/93	Gold Coast
	145	1993/94	Northern Suburbs
Evans BD	125*	2006/07	South Brisbane
Eve RW	111*	1904/05	Oxley
Fennelly SJ	163	1909/10	Woolloongabba
	124*	1910/11	Woolloongabba
	113*	1910/11	Toombul
	154	1910/11	Toowong
	132*	1920/21	Toowong
	100*	1920/21	

Name	Score	Season	Opposition
Fewin H	105	1922/23	University of Queensland
	121	1924/25	University of Queensland
Foley GI	102	1988/89	Sandgate-Redcliffe
	119	1989/90	Wynnum-Manly
	111*	1990/91	South Brisbane
	103*	1990/91	Sandgate-Redcliffe
	146	1991/92	University of Queensland
Fossey HL	107	1944/45	
Francis CA	129	2014/15	Ipswich/Logan
Gilchrist OS	116*	2002/03	Gold Coast
Gilmour GR	114	1943/44	
Gode AJ	105*	2008/09	Beenleigh/Logan
	114	2010/11	Wynnum-Manly
	116	2011/12	South Brisbane
	140	2012/13	Wynnum-Manly
	139	2013-14	Western Suburbs
	116	2015-16	South Brisbane
	112*	2015-16	Redlands
Goodwin VHV	103	1928/29	South Brisbane
	100	1928/29	Eastern Suburbs
	109	1931/32	QCA Colts
Gray GT	128	1965/66	
	108	1965/66	
	101*	1968/69	
	103	1968/69	Balmoral-Wynnum
	110	1974/75	South Brisbane
	112*	1977/78	QCA Colts
Greinke WJ	100	1963/64	
	100	1964/65	
Harris EJ	101	1983/84	Northern Suburbs
Harten JT	109	1942/43	
	140	1947/48	
	123*	1950/51	
	103	1953/54	
	108	1956/57	
	110	1958/59	
	108*	1960/61	
	119	1960/61	
	101	1960/61	
	117	1961/62	
	133*	1966/67	Sandgate-Redcliffe
Harvey GD	107	1979/80	South Brisbane
Harvey KLM	100*	2004/05	Sandgate-Redcliffe
Haskings HJ	120*	1940/41	
	112	1941/42	
Haupt RD	135	1950/51	
Hayden ML	187	1990/91	Eastern Suburbs
	108	1990/91	South Brisbane
	162	1991/92	Sandgate-Redcliffe
	175	1992/93	Toombul
	158	1994/95	University of Queensland
	135	1994/95	Northern Suburbs
	159	1995/96	Sunshine Coast
	161*	1996/97	South Brisbane
	107	1996/97	Sunshine Coast
	144*	1997/98	East-Redlands
	120	2000/01	University of Queensland
Henschell AB	101	1983/84	Western Suburbs
	119	1984/85	QCA Colts
	218	1985/86	Sandgate-Redcliffe
	113	1987/88	Eastern Suburbs
	181	1989/90	Western Suburbs
	137	1991/92	Gold Coast
	128	1992/93	Toombul
	102*	1993/94	University of Queensland
	109	1994/95	South Brisbane
	120	1997/98	Sandgate-Redcliffe
	117	2000/01	University of Queensland

Name	Score	Season	Opposition
Hurwood A	109	1926/27	Eastern Suburbs
Hutcheon EH	148	1925/26	South Brisbane
	117	1925/26	University of Queensland
Irvine TG	170*	2004/05	Gold Coast
	131	2004/05	Beenleigh/Logan
	133*	2006/07	Redlands
Jacoby JR	102	1992/93	Western Suburbs
Johnson KF	103	1948/49	
Johnston J	122	1932/33	Toombul
Kenny WF	119	1903/04	South Brisbane
Khan TM	110*	1982/83	Eastern Suburbs
Khawaja UT	124	2013/14	University of Queensland
	201*	2015-16	Toombul
King NJ	105	1968/69	
Kruger NJ	139	2001/02	South Brisbane
	177*	2002/03	East-Redlands
	206	2005/06	Toombul
	192	2005/06	Sandgate-Redcliffe
	190	2005/06	Redlands
	110*	2006/07	Wynnum-Manly
	105	2006/07	University of Queensland
	180	2007/08	Toombul
100	2007/08	South Brisbane	
Laurie EAH	121*	1938/39	
	118	1938/39	
Law SG	135	1986/87	Western Suburbs
	134	1990/91	Northern Suburbs
	129	1990/91	Eastern Suburbs
	143	1992/93	Northern Suburbs
	234*	1994/95	University of Queensland
Levy RM	125	1928/29	Northern Suburbs
	157*	1931/32	QCA Colts
	243	1931/32	Eastern Suburbs
	115	1931/32	Western Suburbs
	122*	1932/33	Northern Suburbs
	149	1932/33	University of Queensland
	136	1932/33	Northern Suburbs
	205*	1933/34	South Brisbane
	113*	1933/34	
	112*	1933/34	Northern Suburbs
	103	1933/34	QCA Colts
	242	1934/35	University of Queensland
	122	1934/35	
190	1935/36	University of Queensland	
151*	1946/47	Eastern Suburbs	
Macdonald R	200*	1898/99	Toowong
	147*	1898/99	Toombul
	141*	1898/99	Toombul
	104*	1901/02	Toombul
	111*	1903/04	Woolloongabba
	102*	1903/04	Toowong
Macdonald V	149	1898/99	Toowong
Maher PJ	106	1901/02	North Brisbane
McLaren JW	100*	1918/19	Toowong
Morgan CF	100	1899/00	Toowong
	141	1902/03	South Brisbane
	258*	1904/05	Oxley
Mossop AB	153	1930/31	QCA Colts
	108	1932/33	Western Suburbs
	112	1933/34	Eastern Suburbs
	103	1933/34	University of Queensland
	113*	1942/43	
	124	1943/44	
107	1943/44		
Mossop KLM	113*	1932/33	Western Suburbs
Murray HP	103*	2009/10	South Brisbane
Muspratt PW	113	1971/72	
Nothling OE	124	1927/28	QCA Colts

Name	Score	Season	Opposition
O'Connor BRD	105	1932/33	Eastern Suburbs
	100	1919/20	Goodna
	122*	1922/23	Woolloongabba
	115	1922/23	Western Suburbs
	113	1923/24	Western Suburbs
	113	1924/25	Western Suburbs
	125	1925/26	Western Suburbs
	108	1925/26	Toombul
	137	1926/27	Western Suburbs
	114	1926/27	Toombul
	189	1927/28	Eastern Suburbs
	106	1928/29	Western Suburbs
	100	1928/29	Toombul
	173	1930/31	QCA Colts
	118*	1931/32	QCA Colts
127	1931/32	University of Queensland	
102*	1932/33	University of Queensland	
Oxenham LE	151*	1919/20	Goodna
Patrick CW	113	1903/04	Toowong
Pedrola HT	100	1993/94	University of Queensland
	138	1994/95	University of Queensland
Penny RC	117	1947/48	
Pfeffer LD	108	2013/14	Redlands
	106	2013/14	Northern Suburbs
Potts AJJ	113*	2001/02	Sunshine Coast
Power GJ	127*	1977/78	Western Suburbs
Quinn BN	121	1982/83	Northern Suburbs
	110	1984/85	
	101*	1986/87	Wynnum-Manly
Redgrave SJ	204	1908/09	Toowong
Reeves DW	105*	1994/95	Western Suburbs
Ritchie GM	107	1985/86	Sandgate-Redcliffe
Robins ML	127*	1957/58	
Schweitzer RG	102*	1971/72	
Scuderi SJ	102	1988/89	Sandgate-Redcliffe
Shinnick BM	101*	1994/95	Toombul
	120*	1995/96	Western Suburbs
	154	1999/00	Toombul
	134	1999/00	Sandgate-Redcliffe
	202	2002/03	Gold Coast
Spargo JT	107*	2010/11	Redlands
	100*	2011/12	Sandgate-Redcliffe
	108*	2012/13	Western Suburbs
Stafford J	100	1926/27	QCA Colts
Walker JM	154	1985/86	Northern Suburbs
	177	1986/87	University of Queensland
	121	1986/87	Wynnum-Manly
	146*	1987/88	Northern Suburbs
	172*	1988/89	Wynnum-Manly
	107	1989/90	QCA Colts
Webb BL	111	1936/37	
	150	1937/38	Eastern Suburbs
Welsh JF	101	1984/85	QCA Colts
Wessels KC	100*	1980/81	Wynnum-Manly
	111	1980/81	University of Queensland
	160	1981/82	Eastern Suburbs
	192*	1982/83	Western Suburbs
	118	1982/83	Northern Suburbs
	116	1982/83	University of Queensland
	144	1984/85	
	134	1985/86	QCA Colts
124	1985/86	Sandgate-Redcliffe	
Wildermuth JD	153*	2013/14	Toombul
Wise DE	115	1947/48	
Wyeth NJ	100*	1939/40	QCA Colts

FIRST GRADE ONE DAY GAME RECORDS

1000 RUNS

	Player	Era	Matches	Innings	Not Outs	100s	Best Score	Runs	Average	Catches
1	LA Carseldine	1992-16	73	70	7	3	130	2358	37.42	35
2	ML Hayden	1989-06	41	41	4	4	167	1899	51.32	14
3	AB Henschell	1983-98	58	48	12	3	113	1524	42.33	39
4	CM Ephraims	1986-98	58	54	8	1	128	1473	32.02	35
5	TG Irvine	1996-08	56	53	9	2	114	1253	28.48	20
6	HT Pedrola	1992-12	51	50	4		80	1263	27.46	19
7	NJ Kruger	1998-10	38	39	0		96	1116	28.62	20
8	SG Law	1985-97	37	36	4		93	1108	34.63	13
9	GC Brown	1985-04	48	46	1	2	120	1030	22.89	16

40 WICKETS

	Player	Era	Matches	Overs	Maidens	Runs	Wickets	Average	Catches
1	DR Turner	1992-07	61	510	83	1801	100	18.01	15
2	CJ Lanagan	1994-02	43	384	62	1343	72	18.65	12
3	JH Dawes	1996-06	39	336	68	904	68	13.29	7
4	MPW Jeh	1988-03	46	354	50	1253	53	23.64	12
5	LA Carseldine	1992-14	71	268	30	1022	47	21.75	36
6	DW Cottee	1985-94	38	300	38	1118	46	24.30	12
7	PT McPhee	1985-94	23	203	11	805	45	17.89	3
8	JG Dellit	1998-09	40	244	14	1099	44	24.98	11
9	AB Henschell	1983-98	58	354	54	1287	43	29.93	39
	MJ Petrie	2007-15	26	207	26	748	43	17.40	2
11	HT Pedrola	1992-12	51	261	22	1048	41	25.56	19

30 DISMISSALS (WICKET-KEEPERS)

	Player	Era	Matches	Catches	Stumpings	Total	Runs Scored
1	BM Shinnick	1993-03	57	82	10	92	966
2	PJ Drinnen	1989-99	18	33	6	39	289

CENTURIES

Player	Score	Season	Opposition
Border AR	107	1983/84	Sandgate-Redcliffe
	116	1992/93	Eastern Suburbs
Brown GC	118	1987/88	Toombul
	120	1993/94	Northern Suburbs
Carseldine LA	116	2001/02	Toombul
	130	2002/03	Beenleigh/Logan
	111	2003/04	
Dalton LR	147	2000/01	Beenleigh/Logan
Gode AJ	101	2012/13	Redlands
	111	2014/15	Western Suburbs
Ephraims CM	128*	1987/88	
Hayden ML	113	1989/90	University of Queensland
	100	1989/90	
	137	1996/97	University of Queensland
	167	2003/04	Toombul
Henschell AB	106*	1983/84	Toombul
	112*	1992/93	
	113*	1993/94	University of Queensland
Irvine TG	101*	1997/98	Western Suburbs
	114*	2001/02	Toombul
Schuhmacher BD	111*	2010/11	Redlands
Spargo JT	110	2010/11	Wynnum-Manly
	101	2011/12	Beenleigh/Logan
Walker JM	109	1987/88	University of Queensland
Wessels KC	137	1983/84	Toombul

5 WICKETS IN AN INNINGS

	Player	Figures	Season	Opposition
1	MJ Petrie	6/8	2011/12	Sandgate-Redcliffe
2	DR Turner	5/9	1997-98	N/R
3	DW Cottee	5/14	1992-93	Sandgate-Redcliffe
4	IC Thompson	5/17	2002-03	Gold Coast
5	CJ Lanagan	5/21	1996/97	N/R
6	CJ Lanagan	5/28	1998/99	N/R
7	DW Cottee	5/32	1989-90	Easts
8	AJ Gode	5/35	2013-14	
9	PT McPhee	5/40	1987/88	Easts
10	D Hines	5/47	1992/93	Sandgate-Redcliffe
11	SD Powell	5/59	2008/09	Sunshine Coast

FIRST GRADE TWENTY 20 GAME RECORDS

200 RUNS

	Player	Era	Matches	Innings	Not Outs	100s	Best Score	Runs	Average
1	AJ Gode	2007-16	35	34	3	-	65	602	19.42
2	JT Spargo	2010-15	26	25	1	-	66	576	24.00
3	LA Carseldine	2006-15	18	18	4	-	86	498	35.57
4	JD Wildermuth	2011-16	16	15	2	-	64	267	20.54
5	LD Pfeffer	2009-16	13	13	2	-	56	257	23.36
6	AA Lockhart-Krause	2007-16	26	25	6	-	35*	255	13.42
7	SS Kabel	2008-15	20	17	4	-	31	227	17.46

15 WICKETS

	Player	Era	Matches	Overs	Maidens	Runs	Wickets	Average
1	MJ Petrie	2007-16	27	95	-	601	26	23.12
2	AJ Gode	2007-16	35	114	1	780	23	33.91
3	SD Powell	2006-12	18	56	-	485	20	24.25
4	LA Carseldine	2009-16	18	55	-	370	18	20.56
5	LW Feldman	2006-14	15	53	1	262	16	16.38

DISMISSALS

	Player	Era	Matches	Catches	Stumpings	Total
1	LJ Drennan	2010-14	18	13	3	16
2	AJ Gode	2007-16	34	13		13
3	MC Bragg	2006-10	10	9	2	11
4	SS Kabel	2008-15	20	9		9
	AA Lockhart-Krause	2007-16	22	7	2	9
6	LA Carseldine	2006-15	18	8		8
	JT Spargo	2010-15	26	8		8



Usman Khawaja celebrates his double century vs Toombul

SECOND GRADE BATTING - 1000 RUNS

	Player	Era	Matches	Innings	Not Outs	100s	Best Score	Runs	Average
1	GC Brown	1983-10	141	180	7	6	145	5090	29.42
2	AK Dudgeon	1991-10	119	149	14	6	182	3781	28.01
3	AJ Brown	1986-04	123	149	10	-	132	3600	25.90
4	RP Easton	1952-82	104	117	11	3	195	3083	29.08
5	AR Forbes	1990-04	126	142	15	-	118*	2897	22.81
6	BC Marrinan	1976-91	117	127	16	-	121*	2804	25.26
7	MPW Jeh	1986-06	123	135	25	2	130	2527	22.97
8	FA Short	1922-34	-	103	6	-	148	2249	23.19
9	DW Picking	1933-47	-	93	8	-	92*	2146	25.25
10	WC Iszlaub	1982-90	73	77	12	-	101	2120	32.62
11	OS Gilchrist	2001-09	43	62	5	4	176	2042	35.82
12	JG Dellit	1998-10	57	75	6	3	129	2006	29.07
13	WG Chapman	1965-83	93	103	12	1	120*	1983	21.79
14	WE Nolan	1940-63	118	148	23	-	92	1953	15.62
15	AG Haupt	1940-64	100	138	12	-	80	1819	14.44
16	JD Nothdurft	1982-92	64	77	11	-	141	1808	27.39
17	JF Welsh	1979-89	40	50	7	-	109	1729	40.21
18	NJ King	1960-75	57	71	12	-	104*	1685	28.56
19	JT Harten	1940-67	40	48	8	-	204*	1651	41.28
20	GB Acton	1989-97	58	69	9	-	169*	1643	27.38
21	TGM Baines	1971-79	70	84	9	-	140	1641	21.88
22	C Hoy	1940-68	85	112	11	-	68	1599	15.83
23	J Badenhorst	2008-16	71	76	16	3	146	1595	26.58
24	KJ Logan	1961-75	100	99	14	-	113	1583	18.62
25	BR Jennings	1968-86	57	72	10	1	100	1531	24.69
26	CF Moncada	2006-12	46	60	10	1	105	1524	30.48
27	GD Harvey	1976-89	54	58	6	-	104	1519	29.21
28	PD Whybird	1990-97	41	53	9	-	137	1479	33.61
29	LT Bell	1971-85	72	82	11	-	74	1454	20.48
30	RG Perrett	1974-90	105	91	26	-	94	1439	22.14
31	CR Richards	1935-56	103	127	15	-	55	1403	12.53
32	RD Haupt	1937-64	-	72	8	-	151	1402	21.91
33	BJ Adams	1979-86	52	61	9	-	141	1395	26.83
34	DJ Graham	1950-63	71	100	4	-	57	1362	14.19
	BD Evans	2002-10	33	42	3	2	105	1362	34.92
36	MA Wise	1974-80	44	51	3	-	120	1358	28.29
37	JS Scott	1932-47	-	96	9	-	134	1350	15.52
38	KL Biggs	1963-68	45	56	6	-	83*	1334	26.68
39	FA Vidler	1948-68	82	98	17	-	74	1316	16.25
40	COM Farrell	2007-16	46	55	15	2	113	1311	32.78
41	VR Gray	1922-36	-	161	29	-	39	1310	9.92
42	DM Khan	1986-06	73	80	9	1	107	1306	18.39
43	D Magee	1967-71	31	39	6	-	142*	1274	38.61
44	PD West	2009-14	37	49	9	1	100	1261	31.52
45	MP Kling	2002-08	52	68	7	-	80	1243	20.38
46	AA Lockhart-Krause	2004-16	38	52	5	-	93	1231	26.19
47	RF Shaw	1994-06	42	46	1	2	113*	1195	26.56
48	VR Hodge	1924-41	-	60	7	-	109*	1162	21.92
49	PL Cramb	1954-62	42	65	6	-	77	1153	19.54
50	TH Nash	1947-58	103	109	17	-	79*	1149	12.49
51	GW Toshack	1980-85	24	31	1	-	139	1143	38.10
52	MJ Nicol	2006-10	30	41	3	3	128*	1122	29.53
53	AJ Lynch	1924-35	-	107	6	-	55	1115	11.04
54	GN Robins	1986-92	42	46	6	-	131*	1097	27.42
55	DR Waddell	1956-71	56	69	5	-	95	1075	16.80
56	MJE Wing	2012-16	39	53	6	1	119	1074	22.85
57	KLM Harvey	2002-11	23	30	3	1	124	1041	38.56
58	CS Lane	1965-75	34	38	6	-	122	1028	32.12
59	TC Scott	1998-05	36	50	1	-	109	1015	20.71
60	BA Morgan	2007-14	29	36	1	2	166	1012	28.91
61	EJ Clegg	1928-41	-	73	4	-	134*	1007	14.59
62	C Vinson	1936-40	-	26	2	-	130	1000	41.67

SECOND GRADE BOWLING - 100 WICKETS

	Player	Era	Matches	Overs	Maidens	Runs	Wickets	Average
1	RAJ Anderson	1989-07	142	2630	708	6927	346	20.02
2	TH Nash	1947-58	103	1372	245	3950	271	14.58
3	RG Perrett	1974-90	105	1839	460	5103	257	19.86
4	MPW Jeh	1986-06	123	2051	584	5262	235	22.39
5	VR Gray	1922-36	-	1119	160	3733	233	16.02
6	WE Nolan	1940-63	118	1008	130	3553	205	17.33
7	GK Moore	1972-95	77	1082	190	3415	203	16.82
8	JT Corrigan	1897-10	-	639	-	1831	200	9.16
9	WB Hill	1901-10	-	739	-	1893	170	11.14
	FA Short	1922-34	-	638	70	2608	170	15.34
11	AR Forbes	1990-04	126	1382	263	4681	168	27.86
12	EJ Clegg	1928-41	-	540	56	2122	159	13.35
13	WC Iszlaub	1982-90	73	1395	270	4462	158	28.24
14	FA Vidler	1948-68	82	677	95	2444	157	15.57
15	CR Leggat	1959-74	78	997	154	3540	152	23.29
	J Badenhorst	2008-15	71	1020	206	2959	152	19.47
17	C Hoy	1940-68	85	536	75	1885	132	14.28
18	NT McMahon	1948-61	47	486	62	1693	126	13.44
19	KJ Logan	1961-75	100	720	120	2359	124	19.02
20	CS Lane	1965-75	34	530	125	1460	119	12.27
21	RV Townner	1964-75	40	588	83	2083	116	17.96
	ST Janes	1978-87	49	950	223	2831	116	24.41
23	CJ Lanagan	1994-06	31	707	177	1839	108	17.03
24	JG Dellit	1998-10	57	890	263	2417	107	22.59
25	A Hendy	1902-06	-	391	-	1135	101	11.24

SECOND GRADE FIELDING - 50 DISMISSALS

	Player	Era	Matches	Catches	Stumpings	Total
1	BC Marrinan	1976-91	117	91	6	97
2	WG Chapman	1965-83	93	86	10	96
	TGM Baines	1971-79	70	90	6	96
4	PJ Irving	1989-93	34	84	10	94
5	AA Lockhart-Krause	2004-16	39	75	9	84
6	DR Waddell	1956-71	56	65	9	74
7	GC Brown	1983-10	141	71	1	72
8	TR Mitchell	2002-07	38	60	10	70
9	AK Dudgeon	1991-10	119	69		69
	AD Moore	1999-02	33	67	2	69
11	MPW Jeh	1986-06	123	63		63
12	AR Forbes	1990-04	126	55		55
13	GN Power	1978-81	28	49	3	52
	RAJ Anderson	1989-07	142	52		52
15	UD Thorne	1948-50	21	42	9	51
16	AJ Brown	1986-04	123	50		50

THIRD GRADE FIELDING - 50 DISMISSALS

	Player	Era	Matches	Catches	Stumpings	Total
1	TR Mitchell	2000-10	69	96	16	112
2	RA Cowles	1980-92	86	102	8	110
3	DM Khan	1985-12	175	101		101
4	JL Harten	1966-78	87	89	3	92
5	SL Manteit	1992-99	56	83	8	91
6	GC Brown	1983-14	133	86		86
7	WG Chapman	1969-90	113	82	3	85
8	GW Mitchell	1989-15	121	81	1	82
9	A Marrinan	1977-86	32	63	8	71
10	LS Jones	1949-66	170	57	3	60
11	AJ Imrie	2000-06	43	55	4	59
12	MB Lees	2009-14	32	47	9	56
14	SR Lawler	1974-91	119	54		54
	RF Shaw	1994-08	51	53	1	54
16	JL Hughes	2003-07	22	47	3	50

THIRD GRADE BATTING – 1000 RUNS

	Player	Era	Matches	Innings	Not Outs	100s	Best Score	Runs	Average
1	GC Brown	1983-14	133	151	8	8	164	5138	35.93
2	DM Khan	1985-12	174	180	22	5	142	4625	29.27
3	WG Chapman	1969-90	113	135	17	5	207*	3962	33.58
4	LS Jones	1949-66	170	266	11	-	73*	3842	15.07
5	GW Mitchell	1989-15	121	138	13	1	113*	2608	20.86
6	BR Jennings	1968-87	76	86	13	4	151*	2384	32.66
7	MJ Weir	1974-85	69	94	11	-	112*	2052	24.72
8	VF Thomas	1934-40	-	92	5	-	116*	2025	23.28
9	AJ Brown	1986-07	68	78	6	-	122	1926	26.75
10	JL Harten	1966-78	87	119	7	-	90	1908	17.04
11	RF Shaw	1994-08	50	61	6	2	180	1837	33.40
12	SA Martin	2001-05	31	38	5	2	133	1592	48.24
13	DK Hickey	1984-93	78	82	15	-	100	1550	23.13
14	IA Noon	1948-59	78	108	12	-	73	1546	16.10
15	MPW Jeh	1986-10	89	92	19	1	100	1494	20.47
16	WE Nolan	1940-67	69	96	11	-	92	1467	17.26
17	C Hoy	1939-68	74	101	24	-	69	1440	18.70
18	SR Lawler	1974-91	119	107	27	-	79	1359	16.99
19	JM Stoddart	1983-92	62	78	11	-	68	1336	19.94
20	TR Mitchell	2000-10	68	78	10	-	75	1333	19.60
21	JR Jeha	2000-12	55	54	8	1	103*	1320	28.70
22	AK Dudgeon	1991-12	32	34	3	4	136	1315	42.42
23	LA Dawes	1982-94	53	56	6	2	119	1286	25.72
24	SD Grummitt	2005-16	41	40	4	4	147	1280	35.56
25	TC Scott	1996-03	42	50	4	-	99	1250	27.17
26	ASM Tacey	1981-92	38	46	4	-	126*	1226	29.19
27	MJ Law	1996-09	54	69	6	1	103	1225	19.44
28	KJ Easton	1959-73	70	84	17	-	58	1203	17.96
29	MKW Holmberg	1983-07	46	47	3	1	109	1128	25.64
30	BC Marrinan	1976-91	28	37	4	-	112	1127	34.15
	CA Proudlove	1997-12	63	59	7	-	87	1127	21.67
32	DJ Graham	1948-67	51	69	8	-	79*	1099	18.02
33	S Meredith	1981-84	28	35	5	-	133	1076	35.87
34	SR Muspratt	1967-72	41	52	12	-	81*	1069	26.73
35	AV Landry	1936-40	-	38	4	-	113	1068	31.41
36	GF Martin	1987-92	41	55	4	-	67*	1067	20.92
37	BR Donker	2006-14	52	61	4	1	102	1058	18.56
38	WJ Bramley	1995-03	40	48	7	-	116	1057	25.78
39	TR Bant	2001-05	28	37	4	-	104*	1033	31.30
40	DGM Murphy	1959-66	40	59	2	-	85	1026	18.00
41	CR Leggat	1956-76	59	70	8	-	103*	1020	16.45
42	G Waters	1971-79	31	40	2	-	126	1009	26.55
43	TL Dodson	1994-98	31	33	7	-	179*	1005	38.65

THIRD GRADE BOWLING - 100 WICKETS

	Player	Era	Matches	Overs	Maidens	Runs	Wickets	Average
1	LS Jones	1949-66	170	1336	120	5210	369	14.12
2	DW Langdon	1965-79	66	971	181	3020	228	13.25
3	SR Lawler	1974-91	119	1400	242	4596	176	26.11
4	MPW Jeh	1986-10	74	1360	404	3433	172	19.96
5	GE Baldwin	1969-79	78	575	37	2436	161	15.13
6	WE Nolan	1940-67	69	666	86	2537	149	17.03
7	ST Barnard	1982-94	54	1030	196	3223	143	22.54
8	G Blazak	1968-79	49	619	116	1940	140	13.86
9	CP Hutton	2001-08	51	760	183	2086	131	15.92
10	DK Hickey	1984-93	78	923	272	2345	127	18.46
11	VF Thomas	1934-40	-	423	40	1807	121	14.93
12	ST Janes	1978-86	45	893	287	2178	115	18.94
13	CR Leggat	1956-76	59	478	78	1588	111	14.31
	CA Proudlove	1997-12	63	704	150	2026	111	18.25
	TM Cramb	2007-16	65	584	41	2541	111	22.89
16	AC Petrie	1955-64	37	434	62	1583	100	15.83

FOURTH GRADE BATTING - 1000 RUNS

	Player	Era	Matches	Innings	Not Outs	100s	Best Score	Runs	Average
1	ML Dudgeon	1991-14	134	171	11	-	93	4287	26.79
2	JM Stoddart	1982-04	151	176	24	1	108*	4035	26.55
3	LA Dawes	1981-95	81	91	12	4	146*	3105	39.30
4	BJ Boyd	1993-13	69	82	12	5	142	2595	37.07
5	MT Blackman	2004-13	73	82	11	1	101	2142	30.17
6	IM Board	1973-83	86	117	15	-	89	2083	20.42
7	PG Halpin	1970-83	76	100	8	-	130	2072	22.52
	TA Kimball	1997-07	82	105	7	-	82*	2027	20.68
9	BJ Irwin	1982-98	77	88	2	-	102*	2007	23.34
10	JS Scott	1937-57	81	125	14	-	83	1918	17.28
11	MJ Law	1998-09	77	109	10	-	95	1896	19.15
12	MT Jones	2006-15	108	104	25	-	94	1836	23.24
13	D Toye	1976-85	53	70	7	6	160*	1832	29.08
14	K Hegerty	1969-82	90	117	18	-	95	1785	18.03
15	PD Sherman	1988-00	62	76	8	-	150	1646	24.21
16	DW Reeves	1991-08	55	63	11	1	135	1597	30.71
17	WG Chapman	1964-92	56	60	13	1	106	1563	33.26
18	LB Hutley	1983-95	77	83	17	-	98	1525	23.11
19	AR Anderson	1973-87	42	57	6	-	111	1452	28.47
20	JR Jeha	1998-15	56	66	11	1	140*	1426	25.93
21	GD Jennings	1997-12	44	56	8	2	156	1362	28.38
22	SA Toon	1988-06	59	69	8	-	86	1328	21.77
23	AWC Thompson	2010-16	40	41	3	1	116	1323	34.82
24	C Hoy	1939-86	86	99	18	-	71	1310	16.17
25	PJE Nicholson	1996-05	35	39	3	-	129*	1176	32.67
26	BR Donker	2006-15	53	54	7	2	138	1155	24.57
27	DS Skirving	1976-87	60	64	11	-	111	1124	21.21
28	GE Baldwin	1966-74	48	77	2	-	53	1110	14.80
29	CR Leggat	1956-87	56	65	6	-	87	1080	18.31
30	ML Shinnick	1992-08	56	67	5	-	99	1077	17.37
31	DM Khan	1984-13	42	43	3	1	126	1061	26.52
32	MKW Holmberg	1980-07	25	34	4	3	158	1052	35.07
33	M Gavril	1983-87	28	42	6	1	0	1050	29.17
34	L Nikolovski	1998-07	37	47	4	-	93	1044	24.28
35	CF Kempnich	1978-07	146	132	41	-	56*	1043	11.46
36	JL Harten	1971-79	39	58	4	-	82	1009	18.69

FOURTH GRADE BOWLING - 100 WICKETS

	Player	Era	Matches	Overs	Maidens	Runs	Wickets	Average
1	CF Kempnich	1978-07	146	1808	487	4651	277	16.79
2	EL Hoare	1947-53	57	842	143	2720	223	12.2
3	MJ Tucker	1994-07	81	1163	302	2906	216	13.45
4	K Hegerty	1969-82	90	715	121	2598	161	16.14
5	SC Barlow	1996-05	36	783	199	2038	138	14.77
6	BJ Boyd	1993-13	69	688	159	1791	136	13.17
7	KR Rogers	1978-97	69	818	153	2302	124	18.56
	MB Irwin	1979-91	68	839	202	2226	124	17.95
9	RG Perrett	1974-98	45	796	207	2033	115	17.68
10	CR Leggat	1956-87	56	536	103	1603	114	14.06
11	AL Duncan	1938-61	25	332	75	927	107	8.66
	WE Nolan	1954-57	42	450	51	1734	107	16.21
	GN Fitzpatrick	1972-79	66	429	71	1381	107	12.91
14	D Skirving	1976-87	60	635	137	1786	105	17.01
	FM Francke	1998-08	33	656	158	1631	105	15.53
16	GE Baldwin	1966-74	48	339	24	1598	104	15.37
17	FJ Oberthur	1949-57	47	336	24	1462	103	14.19
18	R Squire	1956-58	32	401	84	1160	102	11.37
	AC Petrie	1969-76	19	296	37	1144	102	11.22
20	G Crispe	1964-65	14	204	49	888	100	8.88
	MT Blackman	2004-16	73	587	114	1580	100	15.80

FOURTH GRADE FIELDING - 50 DISMISSALS

	Player	Era	Matches	Catches	Stumpings	Total
1	MT Jones	2006-15	109	150	26	176
2	ML Dudgeon	1991-14	134	119		119
3	RA Cowles	1978-93	65	80	29	109
4	PN Crouch	1995-03	56	88	5	93
5	ML Shinnick	1992-08	59	72	5	77
6	JM Stoddart	1982-04	151	73		73
7	IC Vallely	2001-07	38	63	8	71
8	K Hegerty	1969-82	90	57		57
	KR Rogers	1978-97	69	57		57
	LA Dawes	1981-95	81	57		57
11	JS Scott	1937-57	81	41	11	52
12	CF Kempnich	1978-07	146	51		51

FIFTH GRADE BATTING - 1000 RUNS

	Player	Era	Matches	Innings	Not Outs	100s	Best Score	Runs	Average
1	BJ Irwin	1979-98	115	155	9	-	178	4555	31.20
2	RP Kay	1980-90	83	96	4	-	126	2704	29.39
3	KR Rogers	1979-99	98	107	22	-	139	2613	30.74
4	MG McFadden	1999-15	115	128	17	3	155	2572	23.17
5	SA Toon	1988-06	71	82	8	2	129	2261	30.55
6	WR Hamburger	1986-05	57	67	13	4	138*	1958	36.26
7	MB Irwin	1979-94	74	76	8	3	127	1921	28.25
8	GF Martin	1981-97	70	87	11	-	116	1640	21.58
9	MT Blackman	2002-16	47	51	10	3	135	1517	37.00
10	BJ Carroll	1983-00	104	95	27	-	96	1466	21.56
11	J Voll	1988-09	108	103	19	1	146	1460	17.38
12	LA Dawes	1979-96	35	42	7	2	123	1378	39.37
13	GD Jennings	1997-11	33	41	6	4	228*	1362	38.91
14	SE Rankine	1993-01	51	60	9	-	112	1271	24.92
15	CM Skinner	2009-16	57	60	1	1	113	1232	20.88
16	JD O'Connor	2006-13	43	50	3	1	100	1161	24.70
17	CF Kempnich	1979-09	76	87	13	-	89	1146	15.49
18	NJ Millard	2001-12	43	48	12	1	132*	1123	31.19
19	PD Sherman	1990-15	34	40	9	-	113	1096	35.35
20	JE Robinson	2000-09	53	61	2	1	120	1015	17.20

FIFTH GRADE BOWLING - 100 WICKETS

	Player	Era	Matches	Overs	Maidens	Runs	Wickets	Average
1	BJ Carroll	1983-00	104	1457	301	4467	220	20.3
2	J Voll	1988-09	108	1138	254	3028	200	15.14
3	CF Kempnich	1979-00	76	1020	263	2741	185	14.82
	KR Rogers	1979-99	98	1035	242	2723	185	14.72
5	MB Irwin	1979-94	74	1135	345	2560	161	15.9
6	LR Warner	1993-07	63	734	125	2502	114	21.95
7	GF Martin	1981-97	70	694	148	2031	113	17.97

FIFTH GRADE FIELDING - 50 DISMISSALS

	Player	Era	Matches	Catches	Stumpings	Total
1	RP Kay	1980-90	83	82	20	102
2	ML Shinnick	1993-09	56	83	5	88
3	KR Rogers	1979-99	98	84		84
4	MG McFadden	1999-16	115	63		63
5	PJ Hanrahan	2005-12	43	56	6	62
6	IC Vallely	2001-12	49	54	6	60
7	BJ Irwin	1979-98	115	57		57
8	KG Tuite	1979-04	101	54		54
9	BJ Carroll	1983-00	104	53		53
10	PN Crouch	1993-01	20	47	4	51

SIXTH GRADE BATTING - 1000 RUNS

	Player	Era	Matches	Innings	Not Outs	100s	Best Score	Runs	Average
1	ML Shinnick	1993-16	120	113	16	2	101	2581	26.61
2	ML Dudgeon	1992-15	73	83	5	2	168	2300	29.49
3	MT Blackman	2013-16	30	33	6	2	234*	1266	46.89
4	MG McFadden	2007-16	62	65	8	1	108	1197	21.00
5	AJ Watkinson	2008-12	43	46	3	2	153	1126	26.19

SIXTH GRADE BOWLING - 100 WICKETS

	Player	Era	Matches	Overs	Maidens	Runs	Wickets	Average
1	CF Kempnich	1992-16	140	1529	444	3563	296	12.04
2	BT Wilson	2008-16	72	844	188	2369	183	12.95
3	MB Irwin	1992-97	54	698	187	1732	114	15.19
4	BJ Stinson	2009-12	42	547	162	1407	106	13.27

SIXTH GRADE FIELDING - 50 DISMISSALS

	Player	Era	Matches	Catches	Stumpings	Total
1	ML Shinnick	1993-16	120	112	29	141
2	CF Kempnich	1992-16	140	47		55
3	AJ Watkinson	2008-12	44	46	7	53
4	JK Bowe	2008-16	49	49	2	51

SUB DISTRICTS / WAREHOUSE BATTING - 1000 RUNS

	Player	Era	Matches	Innings	Not Outs	100s	Best Score	Runs	Average
1	PF Lynch	1990-16	228	274	27	-	92	4819	19.51
2	IB Dewar	2001-13	97	122	20	2	128*	3654	35.82
3	WR Hamburger	1991-16	91	112	18	3	101	2945	31.33
4	LA Dawes	1995-16	123	158	21	1	101*	2783	20.31
5	MB Irwin	1977-16	237	223	42	-	44*	2691	14.87
6	SD Farley	1998-13	110	127	16	1	128	2453	22.10
7	PD Kent	1989-07	119	160	23	-	126*	2324	16.96
8	CJ Sheehan	2005-13	85	119	18	1	145	2223	22.01
9	AA Coolwell	1978-16	71	94	9	3	111*	2155	25.35
10	JK Bowe	2008-14	52	69	7	1	182*	1829	29.50
11	CS Baldwin	2006-16	75	82	13	-	99	1759	25.49
12	DW Moorhouse	1990-16	175	206	28	-	77	1608	9.03
13	AR Horgan	2013-16	40	47	4	2	105*	1471	34.21
14	KG Tuite	1978-15	205	201	45	-	50	1402	8.99
15	GM Currie	1991-08	90	116	13	-	77*	1369	13.29
16	R Musumeci	1993-07	75	100	10	-	81	1334	14.82
17	RH Jones	1997-16	157	162	19	-	55	1196	8.36
18	DJ Mackie	2003-16	145	130	27	-	62*	1171	11.37
19	J Voll	1996-10	101	105	16	-	46	1167	13.11
20	JE Boyd	2009-16	76	90	10	-	63*	1151	14.39
21	BW Rainbow	1989-16	59	80	5	-	77	1144	15.25
22	SJ French	1991-03	103	112	24	-	54*	1101	12.51
23	ML Harvey	1978-03	48	60	3	-	150*	1020	17.89

SUB DISTRICTS / WAREHOUSE BOWLING - 100 WICKETS

	Player	Era	Matches	Overs	Maidens	Runs	Wickets	Average
1	DJ Mackie	2003-16	145	1928	483	4903	464	10.57
2	KIR McKay	1993-16	273	1569	150	7422	349	21.27
3	SD Farley	1998-13	110	1341	355	3777	280	13.49
4	JP Alexander	2008-15	85	953	186	2943	247	11.91
5	KG Tuite	1978-15	205	1072	250	3250	240	13.54
6	IB Dewar	2001-13	97	1203	342	2793	238	11.74
7	MB Irwin	1977-16	237	863	164	2709	185	14.64
8	J Voll	1989-16	101	769	175	2234	171	13.06
9	RH Jones	1997-16	157	651	121	2083	138	15.09
10	DK Hickey	1993-04	29	423	170	792	103	7.69
11	PD Stout	1994-07	42	410	75	1267	100	12.67

SUB DISTRICTS / WAREHOUSE FIELDING - 50 DISMISSALS

	Player	Era	Matches	Catches	Stumpings	Total
1	PD Kent	1989-07	119	106	36	142
2	KG Tuite	1978-15	206	116		116
3	PF Lynch	1990-16	228	113		113
4	MB Irwin	1977-16	237	110		110
6	KT Tuite	2008-16	92	84	18	102
5	WR Hamburger	1991-16	91	91	6	97
7	BW Rainbow	1996-10	60	56	19	75
8	DW Moorhouse	1990-16	175	70		70
9	RB Graham	2006-11	44	53	11	64
10	KIR McKay	1993-16	273	62		62
12	DJ Mackie	2003-16	145	61		61
	CJ Sheehan	2005-13	85	60	1	61
14	LA Dawes	1995-16	123	58		58
13	IB Dewar	2001-13	97	57		57
15	SD Farley	1998-13	110	51		51
	JP Alexander	2008-15	85	51		51

OVER 40's GRADE BATTING - 300 RUNS

	Player	Era	Matches	Innings	Not Outs	100s	Best Score	Runs	Average
1	JM Stoddart	2002-16	54	53	6		96	1191	25.34
2	PD Sherman	2005-16	39	39	4		74	851	24.31
3	LA Dawes	2001-14	20	20	1		74	537	28.26
4	WG Chapman	2003-15	31	30	6		68	496	20.67
5	BC Marrinan	2001-06	19	18	2		93	423	26.44
6	AA Coolwell	2002-13	17	15	4		47	366	33.27
7	ST Janes	2001-16	39	32	11		73*	353	16.81
8	SD Farley	2003-11	26	22	3		60	345	18.16
9	GC Brown	2005-11	8	8	0		95	340	42.50
10	RJM Crawford	2001-13	27	23	2		37	305	14.52

OVER 40's GRADE BOWLING - 20 WICKETS

	Player	Era	Matches	Overs	Maidens	Runs	Wickets	Average
1	ST Janes	2001-16	39	180	23	817	44	18.57
2	RJM Crawford	2001-13	27	117	5	664	34	19.53
	MF Frame	2005-16	32	170	13	812	34	23.88
4	SD Farley	2003-11	26	139	21	501	30	16.70
5	SJ Gode	2010-16	17	88	0	444	25	17.76
6	PD Sherman	2005-16	39	98	3	435	24	18.12
7	RV Towner	2001-14	22	130	23	538	20	26.90
	AA Coolwell	2002-13	17	103	9	432	20	21.60

OVER 40's GRADE FIELDING - 10 DISMISSALS

	Player	Era	Matches	Catches	Stumpings	Total
1	P Spence	2001-16	52	28	4	32
2	JM Stoddart	2002-16	54	15		15
3	RA Cowles	2001-08	30	9	5	14
4	ST Janes	2001-16	39	12		12
	PD Sherman	2005-16	39	12		12
6	AA Coolwell	2002-13	17	11		11
	WG Chapman	2003-15	31	10	1	11

UNDER 19 GRADE BATTING - 500 RUNS

	Player	Era	Matches	Innings	Not Outs	100s	Best Score	Runs	Average	Cat/St
1	SG Law	1984-88	15	17	5	4	202	1129	94.08	10
2	GI Foley	1983-87	21	23	5	2	156	909	50.50	7
3	ML Hayden	1988-91	14	14	2	4	130	736	61.33	14
4	DW Reeves	1990-93	11	11	2	1	119	631	70.11	4
5	MJ Nicol	2004-08	10	10	2	3	115*	614	76.75	4
6	GC Brown	1982-85	18	18	0	1	153	580	32.22	12/1

UNDER 19 GRADE BOWLING - 25 WICKETS

	Player	Era	Matches	Overs	Maidens	Runs	Wickets	Average	Cat/St
1	JE Bourke	1969-73	26	299	58	872	101	8.63	9
2	J Waldron	1983-87	17	278	70	774	36	21.50	4
3	ID Williamson	1984-88	15	269	59	856	33	25.94	8
4	DW Cottee	1981-85	23	186	45	524	29	18.07	9
5	GI Foley	1983-87	21	185	40	567	25	22.68	7
6	J Badenhorst	2006-09	12	84	13	329	25	13.16	6

UNDER 18 GRADE BATTING - 750 RUNS

	Player	Era	Matches	Innings	Not Outs	100s	Best Score	Runs	Average
1	WG Chapman	1963-65	32	46	3	2	136	1078	25.07
2	DE Barber	1953-57	43	60	12		91*	1063	22.15
3	MKW Holmberg	1978-83	41	52	3		82	1001	20.43
4	RD Heilbronn	1982-84	18	21	3	3	169	991	55.06
5	GJ Power	1970-74	33	42	4	2	157	963	25.34
6	PA Davis	1986-89	28	34	5		94	962	33.17
7	DW Cottee	1981-84	32	36	4	1	129	959	29.97
8	P Gibson	1966-69	33	45	3	1	102	959	22.83
9	NJ King	1957-60	32	34	10		91	893	37.21
10	DJ Greaves	1948-51	27	34	4	1	115*	830	27.67
11	BS Warlow	1954-58	34	47	6		74	824	20.1
12	A Hooper	1980-83	23	31	3	1	108	797	28.46
13	PC Chatman	1969-74	28	34	2	1	105*	787	24.59
	RP Easton	1950-53	20	30	2	1	114	787	28.11
15	T Long	1956-60	39	54	11		69*	764	17.77

UNDER 18 GRADE BOWLING - 75 WICKETS

	Player	Era	Matches	Overs	Maidens	Runs	Wickets	Average
1	ST Janes	1974-78	34	555	115	1663	156	10.66
2	BS Warlow	1954-58	34	309	45	1168	115	10.16
3	A Schmidt	1961-63	25	321	66	867	96	9.03
4	DW Langdon	1962-65	38	372	61	1326	95	13.96
5	DE Barber	1953-57	43	254	27	1095	91	12.03
6	NJ Barber	1953-56	28	257	23	868	90	9.64
7	J Herbert	1972-76	30	427	97	1260	90	14.00

UNDER 18 GRADE FIELDING - 30 DISMISSALS

	Player	Era	Matches	Catches	Stumpings	Total
1	RC Dempster	1955-58	34	18	30	48
2	S Forsyth	1981-84	32	41	4	45
3	BC Marrinan	1973-76	18	30	10	40
	SA Lakeland	1997-99	14	38	2	40
5	WG Chapman	1963-65	32	29	3	32
	R Mantell	1964-67	23	22	10	32
	GN Power	1970-74	21	29	3	32
	C Atkinson	1984-86	15	27	5	32
9	DE Barber	1953-57	43	30	1	31
	D Toye	1976-78	16	30	1	31
11	LMD Hill	1998-99	12	29	1	30

UNDER 16/17/18 LORD'S TAVERNERS GRADE BATTING - 500 RUNS

	Player	Era	Matches	Innings	Not Outs	100s	Best Score	Runs	Average
1	TG Irvine	1992-94	18	21	4	7	210	1529	89.94
2	GT Chapman	1991-94	20	24	4	-	128	1015	50.75
3	CE Fitzgerald	1998-01	23	20	2	1	113	788	43.78
4	ON Lynch	2012-14	15	14	3	2	126*	639	58.09
5	SA Somerville	2005-08	17	21	3	1	172	604	33.56
6	JS Neill	2013-15	14	13	2	2	105	514	46.73
7	SW Purvis	2000-02	16	18	2	-	71	502	31.38

UNDER 16/17/18 LORD'S TAVERNERS GRADE BOWLING - 30 WICKETS

	Player	Era	Matches	Overs	Maidens	Runs	Wickets	Average
1	CD Raimondi	2000-02	17	287	72	750	49	15.31
2	DM Whyte	2013-16	14	141	42	345	40	8.62
3	AH Barlow	1994-96	15	265	66	688	40	17.20
4	JG Dellit	1996-98	18	184	42	492	34	14.47
5	ST Wade	1992-94	19	320	60	1014	32	31.69

UNDER 16/17/18 GRADE FIELDING - 20 DISMISSALS

	Player	Era	Matches	Catches	Stumpings	Total
1	JD Street	1997-99	17	29	2	31
2	DP McLachlan	2013-16	16	25	5	30
3	LMD Hill	1996-98	18	19	4	23
	DB Viney	1993-96	14	23		23
5	ML Shinnick	1991-93	16	9	12	21
	TJ Douglass	2006-08	11	15	6	21

SCHOOLBOY (UNDER 15) GRADE BATTING

	Player	Era	Matches	Innings	Not Outs	Best Score	Runs	Average	Cat/St
1	G McEwan	1971-74	24	25	4	122	980	46.67	12
2	GN Power	1970-73	26	23	2	129	847	40.33	7
3	LT Bell	1964-68	16	23	5	113*	846	47.00	6
4	GR Kruger	1966-70	30	35	9	104	647	24.88	5
5	N Anderson	1957-59	21	30	2	78	588	21.00	7

SCHOOLBOY (UNDER 15) GRADE BOWLING

	Player	Era	Matches	Overs	Maidens	Runs	Wickets	Average	Cat/St
1	GR Kruger	1966-70	30	219	25	786	70	11.23	5
2	R Barber	1957-59	14	138	10	456	56	8.14	5

WOMEN'S BATTING

	Player	Era	Matches	Innings	Not Outs	Best Score	Runs	Average	Cat/St
1	VL Pickering	1993-03	90	94	23	114*	2676	37.69	21/2
2	MM Brandon	1993-03	86	89	11	156	2190	28.08	59/33
3	TE Brown	1998-03	46	51	6	143*	1969	43.76	16
4	KL Rich	1993-02	46	39	6	104*	1371	41.55	17
5	M Stephenson	1984-89	50	51	8	108	1213	28.20	16
6	J O'Brien	1983-89	50	55	15	98*	1113	27.83	13
7	SL Bow	1993-00	44	49	8	84	1099	26.80	22
8	CG Cross	1998-03	45	46	5	126*	1030	25.12	12/2

WOMEN'S BOWLING

	Player	Era	Matches	Overs	Maidens	Runs	Wickets	Average	Cat/St
1	D Huckstadt	1981-89	72	1133	433	1845	180	10.25	23
2	SL Bow	1993-00	44	642	145	1268	131	9.68	22
3	SE Woolway	1993-02	80	751	172	1910	108	17.69	27
5	VL Pickering	1993-03	90	479	104	1325	98	13.52	21/2
4	TE Brown	1998-03	46	467	89	1351	104	12.99	16
6	L Weller	1994-03	76	522	89	1706	92	18.54	23

BEST INDIVIDUAL PERFORMANCES

HIGHEST SCORE

First Grade	CF Morgan	258*	1904-05
First Grade – One Day Games	ML Hayden	167	2003-04
First Grade – Twenty 20 Games	LA Carseldine	86	2012-13
Second Grade	JT Harten	204*	1965-66
	MP DuPayne	204	1991-92
Third Grade	S Perkins	211	1982-83
Fourth Grade	MH Mossop	199	1936-37
Fifth Grade	DS Skirving	233*	1979-80
Sixth Grade:	MT Blackman	234*	2015-16
Sub Districts/Warehouse	JK Bowe	182*	2011-12
Over 40's Grade	CS Baldwin	98*	2008-09
Under 19 Grade	SG Law	202*	1986-87
Under 18 Grade	RD Heilbronn	169	1983-84
Under 16/17 L/T Grade	TG Irvine	210	1993-94
"Schoolboy" Grade	GN Power	129	1972-73
Women's Grades	MM Brandon	156	2000-01

HIGHEST AGGREGATE RUNS

First Grade	NJ Kruger	903	2005-06
First Grade - One Day Games	ML Hayden	409	1989-90
Second Grade	GC Brown	743	1989-90
Third Grade	WG Chapman	905	1977-78
Fourth Grade	D Toye	746	1982-83
Fifth Grade	BJ Irwin	610	1993-94
Sixth Grade	ML Dudgeon	824	2011-12
Sub Districts/Warehouse	IB Dewar	759	2012-13
Over 40's Grade	JM Stoddart	188	2007-08
Under 19 Grade	SG Law	444	1986-87
Under 18 Grade	GJ Power	656	1973-74
Under 16/17 L/T Grade	TG Irvine	1,054	1993-94
"Schoolboy" Grade	GN Power	536	1972-73
Women's Grades	TE Brown	656	1998-99

BEST BATTING AVERAGE

First Grade	R MacDonald	203.00	1898-99
First Grade - One Day Games	GI Foley	102.67	1989-90
Second Grade	TM Khan	85.75	1988-89
Third Grade	SA Martin	84.50	2003-04
Fourth Grade	M Gavril	80.50	1985-86
Fifth Grade	NJ Millard	81.00	2003-04
Sixth Grade	SA Edge	61.75	1994-95
Sub Districts/Warehouse	DJ Doak	57.67	1992-93
Over 40's Grade	JM Stoddart	71.00	2002-03
Under 19 Grade	SG Law	222.00	1986-87
Under 18 Grade	RD Heilbronn	61.63	1983-84
Under 16/17 L/T Grade	TG Irvine	131.75	1993-94
"Schoolboy" Grade	GR Kruger	62.16	1969-70
Women's Grades	VL Pickering	78.17	1994-95

HIGHEST AGGREGATE WICKETS

First Grade	JW McLaren	73	1910-11
First Grade - One Day Games	CJ Lanagan	19	1996-97
	DR Turner	19	1997-98
Second Grade	A Hendy	62	1904-05
Third Grade	LS Jones	65	1955-56
Fourth Grade	G Crispe	100	1964-65
Fifth Grade	KR Rogers	51	1985-86
Sixth Grade	BJ Stinson	49	2011-12
Sub Districts/Warehouse	JP Alexander	62	2013-14
Over 40's Grade	SD Farley	9	2004-05
Under 19 Grade	JE Bourke	42	1971-72
Under 18 Grade	ST Janes	68	1976-77
Under 16/17 L/T Grade	CD Raimondi	36	2001-02
"Schoolboy" Grade	R Barber	38	1958-59
Women's Grades	D Huckstadt	51	1983-84

BEST BOWLING AVERAGE

First Grade	JW McLaren	4.50	1912-13
First Grade - One Day Games	DR Turner	7.94	1997-98
Second Grade	VM Mylne	6.67	1932-33
Third Grade	SJ Ferguson	6.04	1946-47
Fourth Grade	DG Kirkman	5.48	1959-60
Fifth Grade	BJ Boyd	6.51	1999-00
Sixth Grade	DK Hickey	7.00	1993-94
Sub Districts/Warehouse	PR Fryer	5.71	1977-78
Over 40's Grade	RG Perrett	10.14	2001-02
Under 19 Grade	JE Bourke	5.78	1971-72
Under 18 Grade	GK McKenzie	7.18	1956-57
Under 16/17 L/T Grade	MKS Smith	10.05	1995-96
"Schoolboy" Grade	A Green	5.23	1961-62
Women's Grades	D Huckstadt	3.33	1985-86

MOST CATCHES

First Grade	BM Shinnick	39	1996-97
First Grade - One Day Games	PJ Drinnen	13	1989-90
Second Grade	PJ Irving	31	1989-90
Third Grade	MJ Collins	30	1974-75
Fourth Grade	LK Trotter	33	1964-65
Fifth Grade	PN Crouch	35	1994-95
Sixth Grade	RB Graham	20	2008-09
Sub Districts/Warehouse	WR Hamburger	31	1997-98
Over 40's Grade	P Spence	6	2001-02
Under 19 Grade	BM Shinnick	11	1991-92
Under 18 Grade	SA Lakeland	34	1997-98
Under 16/17 L/T Grade	JD Street	27	1998-99
"Schoolboy" Grade	P Dunlop	10	1973-74
Women's Grades	T Kavanagh	13	1985-86

MOST STUMPINGS

First Grade	RD Pyke	13	1904-05
First Grade - One Day Games	PW Anderson	4	1984-85
	PJ Drinnen	4	1991-92
Second Grade	W Duncan	14	1931-32
Third Grade	PW Nilon	14	1954-55
Fourth Grade	RA Potter	9	1934-35
	RA Cowles	9	1983-84
	E Lamke	9	1985-86
Fifth Grade	M Denholm	16	1982-83
Sixth Grade	PC Owen	7	1992-93
Sub Districts/Warehouse	PD Kent	9	1999-00, 02-03, 04-05
Over 40's Grade	RA Cowles	2	2002-03
	P Spence	2	2005-06
Under 19 Grade	MJ Collins	2	1973-74
	MD Norris	2	1988-89
	GW Mitchell	2	1990-91
	AJ Watkinson	2	1996-97
Under 18 Grade	RC Dempster	14	1955-56
Under 16/17 L/T Grade	ML Shinnick	7	1992-93
"Schoolboy" Grade	K Marr	15	1958-59
Women's Grades	MM Brandon	6	1998-99

HIGHEST TEAM SCORES

First Grade	9/490	1994-95
First Grade – One Day Games	5/367	2002-03
First Grade – Twenty 20 Games	5/184	2013-14
Second Grade	460	1990-91
Third Grade	443	1986-87
Fourth Grade	551	2006-07
Fifth Grade	9/574	1991-92
Sixth Grade	6/508	1992-93
Sub Districts/Warehouse	8/442	2002-03
Over 40's Grade	3/266	2013-14
Under 19 Grade	6/542	1984-85
Under 18 Grade	427	1989-90
Under 16/17 L/T Grade	4/526	1993-94
"Schoolboy" Grade	249	1972-73
Women's Grades	9/404	1994-95

HIGHEST PARTNERSHIPS

(Partnerships of over 50 only in Premiership & Championship Matches unless noted otherwise*)

FIRST GRADE

1st Wicket	RM Levy & LPD O'Connor	282*	1931-32
2nd Wicket	ML Hayden & AJ Brown	272	1991-92
3rd Wicket	ML Hayden & AB Henschell	249	1992-93
4th Wicket	ML Hayden & LA Carseldine	314	1994-95
5th Wicket	AB Mossop & LPD O'Connor	284	1930-31
6th Wicket	JT Harten & DE Wise	174	1947-48
7th Wicket	CF Morgan & RW Eve	278*	1904-05
8th Wicket	RF Whiting & NT McMahon	109	1948-49
9th Wicket	LA Carseldine & MJ Petrie	134	2011-12
10th Wicket	JD Wildermuth & MJ Petrie	97	2012-13

FIRST GRADE ONE DAY COMPETITION MATCHES*

1st Wicket	TG Irvine & NJ Kruger	181	2006-07
2nd Wicket	ML Hayden & LA Carseldine	198	2003-04
3rd Wicket	KC Wessells & AB Henschell	200	1983-84
4th Wicket	SG Law & MC Ephraims	154	1987-88
5th Wicket	AN Brown & PW Anderson	131*	1985-86
6th Wicket	BD Schuhmacher & LJ Drennan	99	2011-12
7th Wicket	TG Irvine & LA Carseldine	167	2001-02
8th Wicket	AK Dudgeon & MC Bragg	103	2004-05
9th Wicket	JM Walker & PT McPhee	61	1987-88
10th Wicket	DR Turner & JH Dawes	54	2002-03

FIRST GRADE TWENTY 20 COMPETITION MATCHES*

1st Wicket	AJ Gode & JT Spargo	101	2011-12
2nd Wicket	NJ Kruger & GC Brown	85	2007-08
3rd Wicket	AJ Gode & JD Wildermuth	73	2013-14
4th Wicket	LA Carseldine & JD Wildermuth	93	2013-14
5th Wicket	AJ Gode & AA Lockhart-Krause	70	2014-15
6th Wicket	AA Lockhart-Krause & SS Kabel	46*	2013-14
7th Wicket	BD Evans & SG Wood	24	2005-06
8th Wicket	JG Dellit & AJ Gode	36*	2007-08
9th Wicket	LW Feldman & J Badenhorst	24	2009-10
10th Wicket	LJ Bartholomew & LW Feldman	35*	2009-10

SECOND GRADE

1st Wicket	AJ Brown & PJ Irving	198	1991-92
2nd Wicket	AK Dudgeon & JD Timmins	213	1994-95
3rd Wicket	LN Hegvold & KL Biggs	212	1964-65
4th Wicket	RP Easton & D Magee	325	1969-70
5th Wicket	JG Dellit & AR Forbes	177	2002-03
6th Wicket	S Hancock & MPW Jeh	176	1988-89
7th Wicket	WJ Grienke & DR Waddell	152	1961-62
8th Wicket	JT Harten & WG Chapman	148	1965-66
9th Wicket	MP DuPayne & PL Symonds	216	1991-92
10th Wicket	AJ Gode & CA Proudlove	197	2007-08

THIRD GRADE

1st Wicket	GT Chapman & C Simpson	246	1994-95
2nd Wicket	AJ Brown & RF Shaw	216	2004-05
3rd Wicket	WG Chapman & N McAuliffe	266	1977-78
4th Wicket	OS Gilchrist & GO Jones	247	2001-02
5th Wicket	PD Sherman & GW Mitchell	200	1991-92
6th Wicket	DM Khan & JD Street	174*	2000-01
7th Wicket	S Aitken & M Gordon	152	1986-87
8th Wicket	CR Leggat & T Drummond	145	1973-74
9th Wicket	BM Shinnick & PE Lewis	93	1991-92
10th Wicket	R Hough & RV Salmon	97	1936-37

FOURTH GRADE

1st Wicket	D Sinnamon & R Logan	256	1963-64
2nd Wicket	MJ Nicol & SD Grummitt	202	2005-06
3rd Wicket	WJ Bramley & RL McKenna	209	1995-96
4th Wicket	BN Quinn & PG Halpin	168	1978-79
5th Wicket	MA Wise & J Meldrum	177	1972-73
6th Wicket	AR Anderson & J Stevenson	169	1974-75
7th Wicket	JM Stoddart & IB Dewar	121	1995-96
8th Wicket	MT Jones & AC Lynch	113	2014-15
9th Wicket	K Hockley & B Austin	128	1989-90
10th Wicket	PD Sherman & PM Amos	96	1990-91

FIFTH GRADE

1st Wicket	TJ Tummon & JB Neill	222	1999-00
2nd Wicket	SA Edge & LA Dawes	216	1992-93
3rd Wicket	JS Neill & BR Donker	217	2013-14
4th Wicket	MJ Dearness & DS McMillan	223	2010-11
5th Wicket	NM Francis & JM Francis	226	2013-14
6th Wicket	T Hicks & T Brown	213	1987-88
7th Wicket	DJ Cross & D Lumb	133	1981-82
8th Wicket	KR Rogers & J Voll	197	1991-92
9th Wicket	M Stegman & I Smith	120	1980-81
10th Wicket	CI Weatherley & LR Warner	118*	1998-99

SIXTH GRADE

1st Wicket	WR Hawkins & TA Kimball	182	1996-97
2nd Wicket	AJ Raven & R Oswald	230	1992-93
3rd Wicket	MT Blackman & KE Bailey	353*	2015-16
4th Wicket	MT Richardson & SJ French	123	1993-94
5th Wicket	DC Souter & MJ Ogilvie	148	1992-93
6th Wicket	GB Minns & D Russell	111	1992-93
7th Wicket	MG McFadden & SDL Smith	155	2008-09
8th Wicket	MT Richardson & SJ French	63	1993-94
9th Wicket	CJ Arnold & HJ Thompson	99	2012-13
10th Wicket	DJ Condon & MD Cook	106*	1996-97

SUB DISTRICTS / WAREHOUSE

1st Wicket	PD Kent & GM Currie	227*	1991-92
2nd Wicket	R Knights & GN Fitzpatrick	192	1977-78
3rd Wicket	TN Currell & BJ Stammers	210	1994-95
4th Wicket	JK Bowe & RB Graham	169	2008-09
5th Wicket	JK Bowe & JE Boyd	219*	2011-12
6th Wicket	IB Dewar & SD Farley	179	2002-03
7th Wicket	AA Coolwell & DJE Sulzer SD Fleming & SR Niven	191	2011-12 2012-13
8th Wicket	DW Moorhouse & JE Boyd	130	2015-16
9th Wicket	MG Horswill & DL Phillips	93	2012-13
10th Wicket	TJ Hill & JL Cronan	63	1996-97

OVER 40's GRADE

1st Wicket	JM Stoddart & WG Chapman	152	2007-08
2nd Wicket	JM Stoddart & PD Sherman	102	2009-10
3rd Wicket	JM Stoddart & SD Farley	148	2004-05
4th Wicket	WR Hamburger & WG Chapman	78*	2009-10
5th Wicket	WG Chapman & AA Coolwell	64	2004-05
6th Wicket	ST Janes & LL Poustie	97	2006-07
7th Wicket	RH Jones & PR Fryer	40*	2001-02
8th Wicket	P Spence & PE Lewis	44	2008-09
9th Wicket	P Spence & S Brandon	38	2009-10
10th Wicket	SW Brandon & MF Frame	35	2010-11

UNDER 19 GRADE

1st Wicket	BA Morgan & LD Pfeffer	203*	2008-09
2nd Wicket	ML Hayden & B Kincade	135	1990-91
3rd Wicket	SG Law & DG Walker	151	1985-86
4th Wicket	SG Law & GC Brown	162	1984-85
5th Wicket	M Denholm & DM Khan	103	1985-86
	MP Wade & T Anderson	103	1993-94
	TG Irvine & MT Richardson	103	1995-96
6th Wicket	TG Irvine & TC Scott	124	1995-96
7th Wicket	JM Stoddart & A Kerr	77	1981-82
8th Wicket	T Wolski & SD Moran	94	1993-94
9th Wicket			
10th Wicket	K Bedford & RJ Toovey	61	1971-72

UNDER 18 GRADE

1st Wicket	WG Chapman & GJ Saxby	184	1964-65
2nd Wicket	BC Marrinan & GD Harvey	176	1974-75
3rd Wicket	GW Mitchell & T Knox	241	1989-90
4th Wicket	A Milosevic & T Knox	159	1989-90
5th Wicket	M Griffen & P Gibson	164	1968-69
6th Wicket	PA Davis & MP DuPayne	140	1987-88
7th Wicket	DS Cuddihy & BM Shinnick	104	1990-91
8th Wicket	RD Heilbronn & J Waldron	115	1982-83
	BA Clarke & T Rynders	115*	2003-04
9th Wicket	A Gibson & D Hobson	122	1966-67
10th Wicket	KLM Harvey & AR Townsley	71	1999-00

UNDER 16/17/18 LORD'S TAVERNERS GRADE

1st Wicket	GT Chapman & MA Baker	162	1993-94
2nd Wicket	TG Irvine & SP Myers	221	1993-94
3rd Wicket	TG Irvine & MLShinnick	170	1992-93
4th Wicket	GT Chapman & M Hedditch	150	1993-94
5th Wicket	JS Neill & HC McNeilly	153	2013-14
6th Wicket	JD Wildermuth & TF Whip	266	2010-11
7th Wicket	TJ Frisby & BA Clarke	203	2002-03
8th Wicket	TJ Frisby & SJ Cotter	63	2002-03
9th Wicket	LG Peterson & HP Wilmington	103*	2014-15
10th Wicket	DF Butt & AA Marriott	72	1997-98

SCHOOLBOY (UNDER 15) GRADE

1st Wicket	T Drummond & GJ Power	135	1970-71
2nd Wicket	G McEwan & GD Harvey	117	1973-74
3rd Wicket	G McEwan & T Osborne	116	1973-74
4th Wicket	R Brown & A Schmidt	180	1958-59
5th Wicket	J Barker & D McKie	112	1970-71
6th Wicket	LT Bell & R Lavery	115	1966-67
7th Wicket	GN Power & M Dall	84	1971-72
8th Wicket			
9th Wicket			
10th Wicket	LT Bell & M Porter	57	1966-67

WOMEN'S GRADES

1st Wicket	TE Brown & MM Brandon	286	1998-99
2nd Wicket	J O'Brien & M Stephenson	178	1985-86
3rd Wicket	VL Pickering & KL Rich	187	1994-95
4th Wicket	TE Brown & G Hall	149	1998-99
5th Wicket	VL Pickering & G Hall	143*	1996-97
6th Wicket	VL Pickering & G Hall	185	1996-97
7th Wicket	A Van Eyk & MA O'Connell	58	1985-86
8th Wicket	FH Tiel & T Campbell	50	1983-84
9th Wicket			
10th Wicket			

NED COLWELL HONOUR BOARD

Valley Team(s) Securing the Highest Placing each Season in QCA & QSDCA Premiership Competitions

Season	Grade	Position	Captain
1934-35	C	Premiers	FA Short
1935-36	Reserve	Second	WA Armstrong
1936-37	Reserve	Fourth	VR Hodge
1937-38	Reserve	Premiers	HM Yeates
1938-39	Reserve	Fourth	HM Yeates
1939-40	C	Fourth	AV Landry
1940-41	B	Third	EJ Clegg
1941-42	A	Sixth	KL Mossop
1942-43	A	Fifth	HJ Haskings
1943-44	B	Fourth	J Gannon
1944-45	A	Runner-up	HJ Haskings
1945-46	B	Seventh	JS Scott
1946-47	A	Fifth	KL Mossop
1947-48	Reserve	Runner-up	C Hoy
1948-49	Reserve Intermediate	Runner-up Runner-up	CR Richards KJ Kranz
1949-50	Reserve	Premiers	C Hoy
1950-51	B	Third	KR Weston
1951-52	Intermediate	Fourth	RR Shackleton
1952-53	Intermediate	Fourth	AL Duncan
1953-54	B	Premiers	CR Richards
1954-55	Intermediate	Third	TW Marr
1955-56	Intermediate	Premiers	NJ Barber
1956-57	Reserve	Premiers	NT McMahon
1957-58	B	Runner-up	LS Jones
1958-59	Schoolboy	Premiers	R Barber
1959-60	Reserve	Fourth	RF Whiting
1960-61	Reserve	Second	RF Whiting
1961-62	Reserve Schoolboy	Premiers Premiers	JM Troy G Graham
1962-63	C	Third	RF Whiting
1963-64	C	Fifth	JW Tuckfield
1964-65	C	Second	R Heaps
1965-66	Reserve	Fourth	JT Harten
1966-67	Intermediate Schoolboy	Third Third	J Gibson RJ Kruger
1967-68	B Schoolboy	Seventh Seventh	BW Leggat N Anderson
1968-69	Reserve Intermediate	Sixth Sixth	LK Trotter P Gibson
1969-70	Schoolboy	Third	RJ Kruger
1970-71	B C	Third Third	J Clark RV Towner
1971-72	Under 19	Premiers	LT Bell
1972-73	Reserve C Schoolboy	Runner-up Runner-up Runner-up	RP Easton CR Leggat GN Power
1973-74	Reserve Intermediate	Premiers Premiers (Undefeated)	WG Chapman NA Bolton
1974-75	A	Premiers	KE Dudgeon
1975-76	B	Premiers	CR Leggat
1976-77	Reserve C Intermediate	Fifth Fifth Fifth	C Barnard C Hoy G Edwards
1977-78	B	Minor Premiers	WG Chapman
1978-79	Second Third Fourth	Premiers Premiers Premiers	LT Bell WG Chapman IM Board
1979-80	Fifth (2)	Premiers	GN Fitzpatrick
1980-81	Third	Premiers	WG Chapman
1981-82	Third Under 18 Under 19	Premiers Premiers Premiers	WG Chapman ST Barnard BD Clark
1982-83	Fourth (1)	Premiers	D Toye
1983-84	Third (1)	Fourth	WG Chapman
1984-85	First	Premiers	TM Khan
1985-86	Under 19	Premiers	GI Foley

Season	Grade	Position	Captain
1986-87	Third	Runner-up	JM Stoddart
1987-88	Third	Minor Premiers	RA Cowles
1988-89	Fifth Under 19	Premiers Premiers	KG Tuite GN Robins
1989-90	Second (2) Fourth Under 18	Third Third Third	GN Robins CF Kempnich B Kincade
1990-91	Fourth Fifth	Premiers (Undefeated) Premiers (Undefeated)	CF Kempnich KR Rogers
1991-92	Fourth Fifth Under 18 Under 19	Premiers Premiers (Undefeated) Premiers Premiers	CF Kempnich MB Irwin DW Reeves, D Dearing, KG Kersnovske DM Rauchle
1992-93	Sixth	Premiers (Undefeated)	MB Irwin
1993-94	Fifth	Premiers	BJ Irwin
1994-95	First	Premiers	SG Law & AB Henschell
1995-96	Fifth	Premiers	DK Hickey
1996-97	First	Premiers	MC Ephraims
1997-98	C1 Sub District	Premiers	MB Irwin
1998-99	Fourth (1) Open Age	Premiers Premiers	JM Stoddart MP Jeh
1999-00	Under 18	Premiers	BA Crooks
2000-01	Fourth (1)	Premiers	JM Stoddart
2001-02	Third Fourths (1) B2 Sub District	Premiers Premiers Premiers	DM Khan CF Kempnich MB Irwin
2002-03	Fourth (2) B1 Sub District	Runner-up Runner-up	MJ Tucker MB Irwin
2003-04	Second Third Fourth (1) Fifth (1) B1 Sub District	Premiers Premiers Premiers Premiers Premiers (Undefeated)	RAJ Anderson DM Khan CF Kempnich MG McFadden MB Irwin
2004-05	Fourth (1)	Premiers	ML Dudgeon
2005-06	Third Fourth (1)	Premiers Premiers (Undefeated)	GC Brown MJ Tucker
2006-07	Fourth (2)	Premiers	ML Dudgeon
2007-08	Third (1)	Premiers	GC Brown
2008-09	Sixth (1)	Runner-up	CS Baldwin
2009-10	Fifth	Premiers	JD O'Connor
2010-11	Fourth Sixth (2)	Runner-up Runner-up	MT Jones CF Kempnich
2011-12	Sixth (1)	Runner-up	BJ Stinson, ML Dudgeon & CS Baldwin
2012-13	Sixth (1) C1 Sub District C3 Sub District	Premiers Premiers Premiers	RJ Thompson DL Phillips MB Irwin
2013-14	First Sixth(1) C2 Sub District	Premiers Premiers Premiers	AJ Gode CF Kempnich MB Irwin
2014-15	Fourth Fifth Sixth (2)	Premiers Premiers Premiers	MT Jones JR Whyte JN Malone
2015-16	Fourth Sixth (2)	Premiers Premiers	BR Donker JN Malone

PJ FRAWLEY MEMORIAL SHIELD

Highest Batting Partnership Recorded Each Season by Valley Players in Q.C.A. Fixture Matches from 1949-50 to 1960-61

Season	Players	Grade	Wicket	Runs
1949-50	DJ Greaves & E Cairns	Intermediate	Fifth	140
1950-51	R Jones & RR Shackleton	Intermediate	Third	124
1951-52	RP Easton & A McGill	Intermediate	Third	129
1952-53	JT Harten & RD Haupt	A	Second	135
1953-54	GB Nilsson & JK Bell	Intermediate	First	173
1954-55	JT Harten & DF Simpson	A	Third	128
1955-56	JG Collings & DR Grimwade	Reserve	Sixth	126
1956-57	JT Harten & CR Hossack	A	Fifth	135
1957-58	RD Haupt & BG Gibbs	Reserve	Third	196
1958-59	R Brown & A Schmidt	Schoolboy	Fourth	180*
1959-60	NJ King & L Hauritz	Intermediate	Second	111
1960-61	JT Harten & GM Egan	A	Third	188

CR THORNE MEMORIAL SHIELD

Highest Batting Partnership Recorded Each Season by Valley Players in Q.C.A. Fixture Matches from 1961-62

Season	Players	Grade	Wicket	Runs
1961-62	WJ Grienke & DR Waddell	Reserve	Seventh	153
1962-63	WE Nolan & DG Kirkman	B	Fifth	127
1963-64	D Sinnamon & R Logan	C	First	256
1964-65	KL Biggs & LN Hegvold	Reserve	Third	212
1965-66	D Crane & TM Gannon	Reserve	Third	174
1966-67	JT Harten & ND Campbell	Reserve	Sixth	129
1967-68	JL Harten & KM Gunn	B	Second	123
1968-69	BR Leggat & SR Muspratt	B	Fourth	172
1969-70	RP Easton & D Magee	Reserve	Fourth	325
1970-71	WG Chapman & M Griffen	Reserve	Third	148
	CS Lane & D Magee	Reserve	Third	148
1971-72	R Hall & LT Bell	B	Fourth	198
1972-73	J Meldrum & MA Wise	C	Fifth	177
1973-74	CS Lane & T Sims	Reserve	Second	145
	CR Leggat & T Drummond	B	Eighth	145
1974-75	BC Marrinan & GD Harvey	Intermediate	Second	176
1975-76	G Waters & DS Skirving	B	Fourth	159
1976-77	KE Dudgeon & GJ Madders	A	Fourth	137
1977-78	WG Chapman & N McAuliffe	B	Third	266
1978-79	GM Egan & MA Wise	Second	Fourth	228
1979-80	DS Skirving & LA Dawes	Fifth (1)	Fourth	207
1980-81	C New & D Lee	Fifth (2)	First	164
1981-82	KC Wessels & GJ Madders	First	First	177
1982-83	AN Brown & TM Khan	First	Second	219
1983-84	D Toye & S Meredith	Third (1)	First	232
1984-85	AB Henschell & JF Welsh	First	Second	212
1985-86	AB Henschell & KC Wessels	First	Fourth	174
1986-87	M Gordon & LA Dawes	Fourth	Third	201
1987-88	PL Graham & BN Quinn	Second (1)	Fourth	216
1988-89	WG Chapman & W Leader	Fourth	Third	196
1989-90	GW Mitchell & T Knox	Under 18	Third	241
1990-91	SG Law & ML Hayden	First	Second	271
1991-92	ML Hayden & AJ Brown	First	Second	272
1992-93	ML Hayden & AB Henschell	First	Third	249
1993-94	TG Irvine & SP Myers	Under 16	Second	221
1994-95	ML Hayden & LA Carseldine	First	Fourth	314
1995-96	WJ Bramley & RL McKenna	Fourth	Third	209
1996-97	ML Hayden & LA Carseldine	First	Second	233
1997-98	AR Forbes & WJ Bramley	Third (1)	Third	198
1998-99	TE Brown & MM Br&on	Women's 1st	First	286
1999-00	TJ Tummon & JB Neill	Fifth (1)	First	222
2000-01	JB Neill & AK Dudgeon	Third	Third	213
2001-02	OS Gilchrist & GO Jones	Third	Fourth	247
2002-03	OS Gilchrist & BM Shinnick	First	Fifth	279
2003-04	AJ Brown & TC Scott	Second	First	169
2004-05	AJ Brown & RF Shaw	Third (2)	Second	216
2005-06	NJ Kruger & MC Bragg	First	Fourth	216
2006-07	AK Dudgeon & JG Dellit	Second	Third	198
2007-08	NJ Kruger & LA Carseldine	First	Second	239
2008-09	BA Morgan & L Pfeffer	Under 19	First	203*
2009-10	MA Macionis & JP Alexander	Sub Dist C5	Third	180
2010-11	JD Wildermuth & TF Whip	Under 18 L/T	Sixth	266
2011-12	JK Bowe & JE Boyd	Sub Dist C2	Fifth	219*
2012-13	AJ Gode & JT Spargo	First	Third	232
2013-14	NM & JM Francis	Fifth	Fifth	226
2014-15	MJE Wing & JS Neill	Second	Second	207
2015-16	MT Blackman & KE Bailey	Sixth (1)	Third	353*

OUTSTANDING BATTING ACHIEVEMENTS

CENTURY IN EACH INNINGS OF A MATCH

	Player	Scores	Season	Grade	Opposition
1	AJ Brown	119 / 132	1991-92	First (day 2) / Second (day 1)	Sandgate-Redcliffe
2	JD Connolly	121 & 105	1969-70	Third	Balmoral/Wynnum

1,000 RUNS OR MORE IN A SEASON

	Player	Season	Total Runs	Grade	Runs
1	ML Hayden	1989-90	1 418	First	187
				First (One Day)	409
				Second	387
				Under 19	435
2	TG Irvine	1993-94	1 250	Third	196
				Under 16	1 054
3	AB Henschell	1992-93	1 002	First	705
				First (One Day)	297

SCORES OF 150 AND OVER

(excluding First Grade which are listed in the FIRST GRADE CENTURY SCORERS list)

	Player	Grade	Score	Season	Opposition
1	MT Blackman	6th	234*	2015-16	Western Suburbs
2	Skirving DS	5th	233*	1979/80	South Brisbane
3	Jennings GD	5th	228*	1997/98	East-Redlands
4	Perkins S	3rd	211	1982/83	University of QLD
5	Irvine TG	Taverners	210	1993/94	South Brisbane
6	Chapman WG	3rd	207*	1977/78	Sandgate-Redcliffe
	Heilbronn RD	5th	207*	1982/83	Toombul
8	Harten JT	2nd	204*	1965/66	Eastern Suburbs
	Robinson JE	6th	204*	2007/08	Toombul
10	Du Payne MP	2nd	204	1991/92	Western Suburbs
11	Graham PL	2nd	200*	1987/88	Valley
12	Mossop MH	4th	199	1936/37	Eastern Suburbs
13	Thompson AWC	Sub-Districts	197	2010/11	Wellington Point
14	Dudgeon AK	5th	196	1990/91	University of QLD
15	Easton RP	2nd	195	1969/70	Sandgate-Redcliffe
	Francis NM	5th	195	2013/14	Redlands
17	Hunter SA	5th	189*	1995/96	University of QLD
18	McKenna RL	4th	186	1995/96	Western Suburbs
19	Matthews CM	4th	184	2001/02	East-Redlands
20	Bowe JK	Sub-Districts	182*	2011/12	Taringa
21	Timmins JD	2nd	182	1994/95	Western Suburbs
	Dudgeon AK	2nd	182	2006/07	University of QLD
23	Shaw RF	3rd	180	2004/05	South Brisbane
24	Dodson TL	3rd	179*	1997/98	Northern Suburbs
25	Ross TG	2nd	179	1904/05	Woolloongabba
	Acton GB	4th	179	1989/90	Western Suburbs
27	Irwin BJ	5th	178	1990/91	Sandgate-Redcliffe
28	Power GN	3rd	176*	1980/81	University of QLD
29	Welsh JF	5th	176	1988/89	Northern Suburbs
	Gilchrist OS	2nd	176	2005/06	Western Suburbs
31	Smith JK	2nd	175*	1937/38	Western Suburbs
32	Anderson T	Sub-Districts	174*	1992/93	Nundah United
33	Hauritz L	Sub-Districts	174	1934/35	
	McMillan DS	5th	174	2010/11	Sandgate-Redcliffe
35	Haskings HJ	3rd	173	1938/39	Western Suburbs
	Ephraims CM	3rd	173	1989/90	Western Suburbs
	Irvine TG	Taverners	173	1992/93	Eastern Suburbs
38	Somerville SA	Taverners	172	2006/07	Toombul
39	Acton GB	2nd	169*	1992/93	University of QLD
40	Lee D	5th	169	1980/81	Eastern Suburbs
	Heilbronn RD	Under 18	169	1983/84	South Brisbane
	Hicks T	5th	169	1987/88	Eastern Suburbs
	Neill JB	2nd	169	2002/03	Sunshine Coast
44	Dudgeon ML	6th	168	2011/12	Toombul
45	Walthall EC	2nd	167*	1928/29	Toombul-Sandgate
46	Kruger NJ	4th	167	2012/13	Northern Suburbs

	Player	Grade	Score	Season	Opposition
47	Morgan BA Farmer N	2nd Sub-Districts	166 166	2011/12 2013/14	Toombul Redlands
49	Brown GC Acton GB	3rd 4th	164 164	1983/84 1998/99	Sandgate-Redcliffe Sandgate-Redcliffe
51	Williams K	Sub-Districts	163*	1989/90	Brisbane Hospitals
52	Hancock SD Kimball TA Shaw RF	2nd 6th 3rd	161 161 161	1988/89 1996/97 2004/05	Sandgate-Redcliffe Wynnum-Manly Wynnum-Manly
55	Toye D	4th	160*	1982/83	Northern Suburbs
56	Whittlesea R	Sub-Districts	159*	1990/91	Everton Districts
57	Holmberg MKW	4th	158	1991/92	Western Suburbs
58	Power GJ Davis PA Oswald R Myers SP	Under 18 2nd 6th Taverners	157 157 157 157	1973/74 1990/91 1992/93 1993/94	Sandgate-Redcliffe Gold Coast Toombul South Brisbane
62	Irving PJ Kimball TA Jennings GD	2nd 5th 4th	156 156 156	1991/92 2000/01 2006/07	Wynnum-Manly Sandgate-Redcliffe Sandgate-Redcliffe
65	Donker BR	5th	155*	2013/14	Northern Suburbs
66	Irvine TG McFadden MG	Taverners 5th	155 155	1993/94 2002/03	Sunshine Coast Sandgate-Redcliffe
68	Whybird PD Nicol MJ Jennings GD	4th 4th 5th	154 154 154	1990/91 2005/06 2009/10	South Brisbane South Brisbane Sandgate-Redcliffe
71	Holmes LA Watkinson AJ	4th 6th	153 153	2002/03 2009/10	South Brisbane Sandgate-Redcliffe
73	Dodson TL	3rd	152*	1994/95	University of QLD
74	Jennings BR Griggs BA	3rd Sub-Districts	151* 151*	1983/84 1999/00	Western Suburbs Stafford
76	Haupt RD Hamburger WR Irvine TG Bell GW	2nd Sub-Districts 2nd 6th	151 151 151 151	1957/58 2001/02 2007/08 2012/13	Toombul-Sandgate Bayside Muddies University of QLD Wynnum-Manly
80	Wood MD Lockhart-Krause AA	4th 3rd	150* 150*	1985/86 2004/05	Wynnum-Manly Western Suburbs
82	Sherman PD Harvey ML	4th Sub-Districts	150 150	1995/96 2001/02	Sandgate-Redcliffe Ashgrove

OUTSTANDING BOWLING ACHIEVEMENTS

1937-38	Third Grade dismissed Toombul/Sandgate for 9 (A Landry 4/5, B Thomas 3/4)
1972-73	Schoolboy Grade dismissed Sandgate-Redcliffe for 7 (GN Power 7/1, J Herbert 3/6)

100 WICKETS IN A SEASON

	Player	Wickets	Season	Grade
1	G Crispe	100	1964-65	Fourth

10 WICKETS IN AN INNINGS

	Player	Figures	Season	Grade	Opposition
1	JH Dawes	10/18	1988-89	First	Beenleigh/Logan
2	VR Gray	10/63	1933-34	Second	University
3	NJO McDermott	10/70	1924-25	Fourth	Wests

9 WICKETS IN AN INNINGS

	Player	Figures	Season	Grade	Opposition
1	AL Duncan	9/6	1958-59	Third	Toombul/Sandgate 1
2	SW Ayres	9/14	1914-15	First	Goodna
3	AL Duncan	9/23	1958-59	Second	Wests
4	J Voll	9/24	1999-00	B2 Sub Districts	Bayside Muddies
5	WE Nolan	9/27	1957-58	Third	Wests
6	JW McLaren	9/34	1907-08	First	South Brisbane
7	W Armstrong	9/74	1933-34	Second	Norths

8 WICKETS IN AN INNINGS

	Player	Figures	Season	Grade	Opposition
1	GF Martin	8/3	1995-96	Fourth	Souths
2	GN Fitzpatrick	8/7	1972-73	Fourth	Sandgate-Redcliffe
3	RAJ Anderson	8/9	1988-89	Under 18	Easts
	A Green	8/9	1961-62	Schoolboy	Wests
5	ND Campbell	8/10	1949-50	Third	Valley (1)
6	N Power	8/12	1970-71	Third	Balmoral-Wynnum
7	M Retchless	8/13	1957-58	Under 18	Toombul
	G Taggart	8/13	1973-74	Under 18	Balmoral-Wynnum
9	AL Duncan	8/14	1955-56	Fourth	Easts-Balmoral
	DK Hickey	8/14	1993-94	Sixth	Norths
11	T Byrne	8/16	1901-02	First	Woolloongabba
	JR Taylor	8/16	1961-62	Second	Toombul
13	RR Shackleton	8/17	1962-63	Fourth	Balmoral-Wynnum
	GB Manthorpe	8/17	1966-67	Under 18	Balmoral-Wynnum
15	D Huckstadt	8/18	1985-86	Women's B	N/R
16	WF Kenny	8/21	1902-03	First	Woolloongabba
	A Hurwood	8/21	1928/29	1st	Wests
18	JW McLaren	8/22	1913-14	First	University
	GE Baldwin	8/22	1974-75	Third	Easts
	JE Bourke	8/22	1971-72	Under 19	Souths
	A Simcox	8/22	1980-81	Fifth (1)	Wests
22	M Moschella	8/25	1982-83	Fifth	Wests
23	MJ Tucker	8/26	2002-03	Fourth (2)	Sandgate-Redcliffe
24	MJ Tucker	8/27	2002-03	Fourth (2)	University
25	FA Vidler	8/30	1958-59	First	Souths
	NT McMahon	8/30	1959-60	Second	Easts
27	DW Langdon	8/31	1965-66	Third	Toombul
28	G Blazak	8/32	1978-79	Fourth	University 1
29	CJ Lanagan	8/33	2001-02	First	Toombul
	JE Punched	8/33	1958-59	Fourth	Colts
	WJH Mahoney	8/33	1963-64	First	Sandgate-Redcliffe
	R Lavery	8/33	1963-64	Schoolboy	Balmoral-Wynnum
33	DR Turner	8/34	2006-07	First	Toombul
	A Skillbeck	8/34	1965-66	Fourth	Sandgate-Redcliffe
35	SW Ayres	8/35	1912/13	First	Toombul
	DR Turner	8/35	1997-98	First	Easts-Redlands
	ST Janes	8/35	1978-79	Third	Wynnum-Manly
	B J Boyd	8/35	2004-05	Fourth (1)	Souths
39	LN Quelch	8/36	1960-61	Second	Toombul
40	LA Carseldine	8/37	2001-02	First	Wests
41	TE Brown	8/39	2001-02	Women's	Wynnum-Manly
42	H Budge	8/40	1949-50	Third	Easts
	MP DuPayne	8/40	1987-88	Under 17	Wests
	CD Raimondi	8/40	2001-02	Under 16	Toombul
	C Bruce	8/40	2001-02	C1 Sub Dist	Springwood
46	RL Wallace	8/41	1975-76	First	Wynnum-Manly
	CA Trindall	8/41	2004-05	Third (2)	University
48	PC Carew	8/42	1989-90	First	Easts
	G Blazak	8/42	1969-70	Third	Toombul
50	BRD O'Connor	8/43	1933/34	First	Colts
	MB Irwin	8/43	1981-82	Fourth	Toombul
52	AC Petrie	8/44	1963-64	Third	Toombul
	AC Petrie	8/44	1956-57	Fourth	Norths
	AR Horgan	8/44	2013-14	C2 Sub Dist	Springwood
55	AC Petrie	8/45	1956-57	Fourth	Norths
56	TW Marr	8/47	1953-54	Under 18	Toombul
57	CJ Cooke	8/48	1971-72	First	Norths
	PT McPhee	8/48	1985-86	First	Easts
	RD Haupt	8/48	1963-64	Second	Sandgate-Redcliffe
	G Taggart	8/48	1977-78	B2 Whouse	St Patricks
61	T Byrne	8/49	1902/03	First	North Brisbane
	DG Kilgour	8/49	2000-01	Fifth (1)	Norths
63	PD Kent	8/50	1992-93	Sixth	Toombul
64	ST Janes	8/51	1992-93	Sixth	Wynnum-Manly
65	CJ Lanagan	8/52	1997-98	Second	Beenleigh Logan
66	SW Ayres	8/53	1914-15	First	Nundah
	AC Growder	8/53	1931-32	Second	N/R
68	JW McLaren	8/54	1909/10	First (1)	Oxley
	MJ Ogilvie	8/54	1998-99	Third	Sandgate-Redcliffe
	AT Thorpe	8/54	1945-46	Fourth	Norths
71	LJ Power	8/57	1947-48	Second	Toombul
72	J Johnston	8/60	1931-32	Second	N/R
	SC Barlow	8/60	1999-00	Fourth (2)	Norths
74	AJ Gode	8/61	2013-14	First	Sandgate-Redcliffe
75	FA Vidler	8/62	1954-55	First	Toombul
	AH New	8/62	1952-53	Fourth	Souths
77	SE Jones	8/65	2002-03	Fourth(1)	Wynnum-Manly
78	MF Francke	8/66	1970-71	First	Colts
79	DJ Mackie	8/69	2006-07	A3 Sub Dist	Indooroopilly
80	T Byrne	8/72	1902/03	First	Woolloongabba
	KR Rogers	8/72	1992-93	Fifth	Wynnum-Manly
82	GH Niblett	8/73	1950-51	First	Wests
83	G Byrnes	8/78	1961-62	Fourth	Easts 1
84	CF Kempnich	8/83	1991-92	Fourth	Sandgate-Redcliffe
85	SD Powell	8/85	2010-11	Second	Wests
86	TJ Hall	8/101	2012-13	Second	Sandgate-Redcliffe
87	PJ Crannitch	8/ N/R	1939-40	Fourth	N/R

TWO HAT TRICKS IN ONE INNINGS

	Player	Figures	Season	Grade	Opposition
1	M Retchless	8/13	1957-58	Under 18	Toombul

DOUBLE HAT TRICKS (4 Wickets in 4 Balls)

	Player	Season	Grade	Opposition
1	C Hoy	1951-52	Second	Toombul/Sandgate

HAT TRICKS

	Player	Season	Grade	Opposition
1	V Macdonald	1899-00	First	Nundah
2	T Byrne	1902-03	First	Toombul-Nundah
3	AV Valley	1905-06	First	Oxley
4	JW McLaren	1906-07	First	Oxley
5	SW Ayres	1911-12	First	Toombul
6	A Hurwood	1922-23	First	N/R
7	J Stafford	1926-27	First	QCA Colts
8	A Hurwood	1930-31	First	Toombul
9	M O'Connell	1934-35	Third	Norths
10	D Johnston	1935-36	Second	Norths
11	SJ Ferguson	1937-38	Second	Toombul-Sandgate
12	WE Nolan	1938-39	Fourth	Toombul
13	EI Maguire	1939-40	Third	N/R
14	N Simpson	1946-47	Second	University
15	ND Campbell	1949-50	Third	Valley (1)
16	JD Spain	1949-50	Third	East-Balmoral
17	M O'Shea	1953-54	Fourth	N/R
18	BS Warlow	1955-56	Under 18	N/R
19	BS Warlow	1955-56	Under 18	N/R
20	AL Duncan	1955-56	Fourth	N/R
21	AJ T Bailey	1956-57	First	West
22	RL Barber	1957-58	Schoolboy	N/R
23	AL Duncan	1959-60	Second	N/R
24	JT Oliphant	1959-60	Schoolboy	N/R
25	BR Freeman	1963-64	Second	Souths
26	L Groves	1964-65	Under 18	Balmoral-Wynnum
27	A Gibson	1966-67	Under 18	Sandgate-Redcliffe
28	C Thorley	1966-67	Under 18	East
29	B Sharp	1966-67	Third	Balmoral-Wynnum
30	K Flanders	1967-68	Fourth	N/R
31	PH McMurdo	1969-70	Under 18	N/R
32	C Thorley	1970-71	Schoolboy	East
33	CR Leggat	1971-72	Fourth	Norths
34	DR O'Rourke	1976-77	Under 18	Wynnum-Manly
35	ST Janes	1978-79	Fourth	East 2
36	A Simcox	1980-81	Fourth	Toombul
37	A Simcox	1980-81	Fifth	West
38	RAJ Anderson	1992-93	Second	Gold Coast
39	MJ Ogilvie	1992-93	Sixth	Wynnum-Manly
40	CF Kempnich	1995-96	Sixth	Toombul
41	JW Watts	1996-97	Third (1)	Norths
42	MK Smith	1997-98	Third (2)	Sandgate-Redcliffe
43	DK Hickey	1997-98	B1 (Sub Dist)	Toombul
44	KG Tuite	1997-98	C1 (Sub Dist)	Stafford
45	SC Barlow	1998-99	Fourth (2)	Valley (1)
46	R Gmeinder	1998-99	B2 (Sub Dist)	Bayside Muddies
47	AR Townsley	1998-99	C2 (Sub Dist)	Brookfield
48	G Hall	1998-99	Women's 1st	Redbank Plains
49	BJ Creevey	1999-00	Fourth (1)	Beenleigh-Logan
50	A Mason	1999-00	B2 (Sub Dist)	Taringa Rovers
51	R Appruzzese	1999-00	C3 (Sub Dist)	Brookfield
52	MI Mortimer	2000-01	Under 18	Souths
53	TE Brown	2001-02	Women's 1st	Sandgate-Redcliffe
54	TE Brown	2002-03	Women's 1st	West
55	NM Hutton	2002-03	Fourth (2)	Valley (1)
56	NJ Condon	2003-04	Fifth (2)	Souths (1)
57	ST Barnard	2005-06	Over 40's	University
58	DC Ham	2007-08	B1 (Sub Dist)	Alexandra Hills
59	AK Dudgeon	2008-09	T20 Second	University
60	KIR McKay	2012-13	C2 (Sub Dist)	Rochedale South
61	HT Pedrola	2012-13	T20 Legends	Souths
62	JP Alexander	2013-14	C2 (Sub Dist)	Brackenridge
63	AJ Gode	2015-16	First	Toombul
64	DJ Cook	2015-16	Sixth (1)	South Brisbane
65	ML Taylor	2015-16	Sixth (2)	Redlands

THE FRANK & NOREEN VIDLER MEMORIAL TROPHY **FOR CONTRIBUTION TO JUNIOR CRICKET**

The Frank & Noreen Vidler Memorial Trophy is an important trophy awarded to a player, coach, administrator, committee member, mentor or volunteer who has done something significant in relation to junior or youth cricket during the season as Frank Vidler loved to encourage young players to enjoy the game and improve their skills. Frank was a very fine fast bowler. In 225 premierships matches from 1948 to 1968 he took 486 wickets. 123 of those matches were in First Grade where he captured 273 wickets. Frank and Noreen were wonderful people and great supporters of the club. Thanks to the financial support of the Vidler family this trophy will be presented every year as long as the club exists.

Season	Winner	Achievement
2010-11	Jack Beath	Outstanding season as a player in junior and senior cricket
2011-12	Jai Lembryk	Outstanding season as a player in junior and senior cricket
2012-13	Gillian Bristow	Outstanding service as an administrator of junior cricket
2013-14	Steve Farley	Outstanding service as an administrator of junior cricket
2014-15	Emma Kirkland	Outstanding service as an administrator of junior cricket
2015-16	Martin Bell	Outstanding service as an administrator of junior cricket

JUNIORS SECTION 2015/2016

JUNIOR MANAGEMENT COMMITTEE & COACHING REPORT

Another year where the club has made great strides to improve the playing experience for all involved. The purchase of a ride on mower and trailer has meant that there are now fewer grounds covered in knee deep grass. In the past, ground mowing has been subject to many variables, none of which we had control over. So with the help of Grant Mitchell and a lot of his time, most of the fields we are responsible for in our draw, were in an acceptable condition for play.

After the initial flood of registrations, the age group coordinators each have a massive job and they try to accommodate most requests for specific sides. Thankfully the vast majority realise the logistics of preparing for and running a season with over 1000 players is a large and sometimes challenging task. The massive exercise code named “project kitbag” is now a well-oiled machine run by Martin Bell. To guesstimate and supply, stock and resupply and organise every size and nuance of kit and to provide a dozen different styles of match and practice balls across the age groups is no mean feat.

The showcase of the juniors is the Friday night Super 6 competition under lights, where a social atmosphere and a grand spectacle is enjoyed by extended families and hundreds of kids. The addition of Bowman Park to our Friday night Super 6 venues has allowed for more space for all. Given the expansion of the game at this level, we are grateful to secure more space wherever possible. Many thanks to Lisa Durkin and Chris Smith for their work in getting this draw up each week and making this another successful experience for all involved. Also a big thanks to our helpers who make these nights at both venues run so well.

The rapidly growing number of girls within the junior ranks is outstanding and something that a few seasons back seemed impossible. We are now exploring Super 6 and modified rules games that will involve girls-only teams, as well as other innovative ideas. With the club now having a visible, structured pathway for all girls, we remain committed to strengthening this support as the numbers continue to grow.

Over the past few seasons the level of coaching input has increased substantially. We have had a coaching presence on Monday and Tuesday nights for some time, but the new system of having our Level 1 coaches work with individuals has proved to be a great initiative. By targeting those identified by coaches

as needing additional assistance we can more efficiently direct coaching resources to those who need it. This program will be expanded into our older age groups and will involve more coaches working with teams and individuals at Yoku Road. The next focus will be on running older age group sides through a session at the VDCC nets. This will allow coaches and parents the opportunity to work with an experienced coach who can give many tips and also identify skill areas that need assistance. It will also allow for first hand observation of the skill level of individual players and help players and coaches to remain fresh with ideas and innovative approaches.

A round of applause to all parents and supporters who get the kids to games and training. If you have the time to get more involved, please try and do so. It doesn't matter if you have no cricket or sport knowledge. You can help a coach by simply keeping an eye on a drill or organising the kids for the next part of training. This helps the struggling coach who sometimes may be overwhelmed. If there is something you need as part of your kit or something extra... let the age coordinator know. We cannot do anything if we are not aware.

The many functions and massive output of the Junior Management Committee is amazing. The workload grows each year and yet they manage to get it happening without too much fuss. Well done to you all.

My last thanks goes to Gillian Bristow who has given a lot to this committee. I call Gill my “litmus test” for all things official. Her rapport within the cricketing circles and general club means her valued support to myself and the committee is of epic proportions. Look forward to seeing you all again next year as we continue to help all of our cricketers be as good as they can be and to enjoy the game. Go Valleys.

“The principle is competing against yourself. It's about self-improvement, about being better than you were the day before.”
Steve Young (NFL Legend)

Clinton “George” Kempnich
Chairman Junior Management Committee
Director of Junior Coaching
KEEPING YOUTH BUSY IN SPORT



Our 15 Years & Under girls in Mackay: Back – Neve Lynch, Mia Ryan & Charli Knott (Met East) & Natalie Harmer (Met North), and Front – Laine Sunderland & Jessica Bradley (Met North).

JUNIOR TEAM COACHES & MANAGERS FOR 109 TEAMS

Age Group	Team	Coach	Manager
Under 17 Open Div. (3 teams)	Blue	Jon Stoddart	Peter Jolly
	Green	Zoyrese Conoplia	Grant Hastie
	Red	Craig Chapman	Alison Harness
Under 15 (5 teams)	Blue	Josh Neill & Brendan Cooke	Michael Gray
	Green	John Nielsen	John Nielsen
	Orange	Anthony Scott	Tony Yarrow
	Purple	Duncan Murdoch	Randall Hine
	Yellow	James Durkin	John Moore
Under 14 (5 teams)	Blue	Jonathan Walker	Alexander Pollock
	Green	Brett Halliday	Jeremy Barker
	Orange	Jason Magee	Vaughn Jameson
	Purple	Matt Ganter	Mark Petrie
	White	James Sharp	Craig Chapman & Marie-Louise Theile
Under 13 (6 teams)	Black	Steve Barnard	Mark Weibgen
	Blue	Brett Halliday	Peter Toy
	Green	Matt Ganter	Liz Mellick
	Orange	Alex Pollock	Andrew Forbes
	Purple	Paul Davis	Cristey Gudgeon
	Yellow	Stu Berndt	Steve Hull
Under 12 (12 teams)	Black	Chris Mills	Steven Chapman
	Blue	Rob Ferrier	Alan Brassill
	Brown	Peter Kelly & Kevin Sims	Lucy Snelling
	Green	Guy West	Michelle Muir
	Grey	Karl Innes & Eugene Newman	Scott Curr
	Maroon	Tim Comino	Lauren Querido
	Navy	John Bergman	Will Vandenberg
	Purple	Ben Webb	John Mobbs
	Red	Luke Treston	Matt Watt
	Silver	Chris Schroor	Tania Schroor
	White	Stephen Barwell	Steve McAuliffe
	Yellow	Michael Foxlee	Matthew Killen
Under 11 (15 teams)	Amber	Alistair Sharman	Bethany Sharman
	Black	Tony Dudgeon	Brendon Cook
	Blue	Michael Barry	Justin Bond
	Bronze	Keith Crighton	Darren Salter
	Gold	Scott Petersen	Liz Mellick
	Green	Rod Huntley	Tim Ferguson
	Grey	Tom Gibson	Chris Cahill
	Maroon	Matthew Du Payne	Louise Edkins
	Navy	Brett Jenkins	Daniel Bear
	Orange	Andrew Hollins	Steve Marton
	Purple	John Miller	Niki Lavis
	Red	Matt Henry	Emma Kirkland
	Silver	Richard Anderson	Margaret Hoch & Jen Roberts
	White	Shannon O'Connell	Glenn Wright
Yellow	Grant Cole	Louise Copeman-Hill	
Under 10 (16 teams) Continued next page	Bats	Phil Tinetti	Darren Jones
	Brumbies	Carl Hallion	Paul Henderson
	Crocodiles	Colin Clark	Kate Watson
	Crows	Ray Schnitzerling	Leeanne Johnson
	Eagles	Paul Coco	Mark Frost
	Falcons	Craig Willis & Gerard Donovan	Jo Waite
	Foxes	Mark Harris	Kay Toy
	Geckos	Peter Lewis	Fiona Knapp
	Goannas	Harry White	Robert Dunne
	Kangaroos	Martyn Hancock	Chris Burnell
	Koalas	John Yeomans & Paul Collins	Kester Hubbard
	Kookaburras	Nathan Sharland	Belinda Power

JUNIOR TEAM COACHES & MANAGERS continued

Age Group	Team	Coach	Manager
Under 10 continued	Magpies	Dan Cleary & Mark Williams	Dale Pope
	Quokkas	Joe Anderson	Paul Dyer
	Redbacks	Jayson Hawke	Jim Gordon
	Wallabies	Oliver Ritchie & Marcus McNee	Kelly Douglas & Miriam McNee
Under 9 (24 teams)	Bandicoots	Pino Gentile	Daniel Bear
	Bats	Neil Foster	Nicole Rodgers
	Bilbys	Grant Mitchell	Fran McDade
	Brolgas	Gordon Simpson	Lucinda Rogers
	Bunyips	Glenn Dickman & Glen Challenor	Glen Challenor
	Eagles	Tony Lewis & Peter Barr	Christie Lewis
	Echidnas	James Durkin	Lisa Durkin
	Geckos	Greg Cusack	Terri Cusack
	Kangaroos	Cambell Harding	Sam McNee
	Kingfishers	Alan Moramoro & Shane Scarinci	Tanya Moramoro
	Lions	Mark Hughes & Matt Tomley	Louise Gaspar
	Lizards	Brett Gillett	Luke Pittman
	Lorikeets	Nick Winwood	Emma Smith
	Lyrebirds	Scott Ullmann	Brett Spence
	Owls	Luke Forrest	Kate Quinn
	Pelicans	Matthew Horton	Cath Murphy
	Penguins	Damon Emtage & Brad Scholes	Jacqui Greaves
	Seals	Tim Comino	Keith Crighton
	Stingrays	Danny Malone	Mark Smeaton
	Sugargliders	Angus Leckie	Matt Toon
	Tasmanian Devils	Nick Syrett	Rachael Reinke
	Wallabies	Colin Clark	John Duncan
	Waterdragons	Justin Beirne	Jenny Cosgrove
	Wombats	William Chan	Samantha Cowley
Under 8 (23 teams)	Barracudas	Jason O'Brien	Kirsten Hagarty
	Brumbies	John Bacalakis & Brian Polich	Cindy Bacalakis
	Bulls	Russell Thirgood	Geoff de Jager
	Colts	Jason Lambley	Michelle Petersen
	Crocodiles	Laurie Devine	Danielle Devine
	Crows	Scott Craig	Cassie Henderson
	Dingoes	Mark Weigben & Graeme Stuart	Maria O'Callaghan
	Dolphins	Grant Baker	Michelle Baker
	Ducks	Richard Waring	Carolyn Clementson
	Falcons	Kim Hudson	Pina Tsiros
	Foxes	Matthew Jackson	Luci Jackson
	Goannas	Robb McKenna, Brad Smith & John Rosanowski	Michael McDonald & Amy Rosanowski
	Hawks	Tim Ferguson	Christina Condon
	Koalas	Ross McCormack	Richard Braithwaite
	Kookaburras	Tim Bryant	Katie Bryant
	Magpies	Nathan Sharland	Libby Gallagher
	Manta Rays	Shannon Clay	Lauren Holmes
	Marlins	Paul Collins	Pete Barrett
	Rams		Danielle Heenan
	Redbacks	Paul Hanlon	Georgie Kerrigan
	Rosellas	Tony Speedy	Rebecca Ambrose
	Sharks	Pierre Geldenhuys	Kathryn Jay
	Tassie Tigers	Matt McPhee	Alan Flynn

BRISBANE NORTH JUNIOR CRICKET ASSOCIATION TEAM POINTS TABLES

The points below are taken from the BNJCA website. They are based on results and statistics entered into the MyCricket system by club and team volunteers.

OPEN DIVISION FORREST Pre Christmas

Albany Creek Sea Hawks	45.67
Wilston-Norths Gold	42.92
Valley Red	38.40
Ferny Fireballs	25.24
St Patricks Green	22.79
Redcliffe City Cyclones Blue	17.31

OPEN DIVISION CLARKE Post Christmas

Sandgate-Redcliffe Kent	45.56
Albany Creek Sea Hawks	37.65
Redcliffe City Cyclones White	33.54
Redcliffe City Cyclones Blue	30.96
Albany Creek Hawks	23.24
Ferny Fireballs	19.36
Pine Rivers Pumas	0.00
Wilston-Norths	0.00

OPEN DIVISION RENSHAW Pre Christmas

Toombul Red	48.58
Wilston-Norths Green	45.19
St Paul's	33.44
Valley Green	30.88
Albany Creek Hawks	27.80
Wilston-Norths Red	20.46

OPEN DIVISION LYNN Pre Christmas

Sandgate-Redcliffe Kent	49.71
Wilston-Norths Blue	46.95
Redcliffe City Cyclones White	23.38
Pine Rivers	22.85
Valley Blue	16.73
Albany Creek Falcon Hawks	16.41

UNDER 15 HOPES Pre Christmas

Sangate-Redcliffe Barsby	53.97
Wilston-Norths Green	51.24
Valley Purple	35.54
Valley Yellow	30.53
Albany Creek Falcon Hawks	28.31
Ferny Fireballs	20.08
Toombul Blue	12.09
St Patricks Green	3.76

UNDER 15 CUTTING Post Christmas

Sangate-Redcliffe Barsby	53.56
Albany Creek Falcon Hawks	50.18
Redcliffe City Cyclones	42.07
Burpengary Brumbies	34.76
Ferny Fireballs	26.71
Everton Comets	15.81
Bald Hills/Lawnton Lions	13.02
Marist Ashgrove	3.62

UNDER 15 REARDON Pre Christmas

Valley Green	50.97
Wilston-Norths Blue	33.99
St Patrick's Blue	32.38
Bald Hills/Lawnton/St Pauls	31.77
Toombul Gold	22.28
Burpengary White	17.81

UNDER 15 SIMPSON Pre Christmas

Wilston-Norths Gold	58.83
Sangate-Redcliffe McLauchlan	45.34
Burpengary Blue	40.02
Toombul Black	28.99
Valley Orange	24.72
Valley Blue	20.49
Redcliffe City Cyclones Blue	17.88
Everton Comets	0.00

BRISBANE NORTH JUNIOR CRICKET ASSOCIATION TEAM POINTS TABLES continued

UNDER 14 BRACKEN Pre Christmas

Wilston-Norths Gold	49.45
Sangate-Redcliffe Lihou	46.11
Valley Green	45.04
Everton Comets	37.33
Valley Purple	26.74
Ferny Fireballs	16.18
Toombul Green	13.09
Ambrose Treacy College Blue	6.88

UNDER 14 LEHMANN Post Christmas

The Lakes College	50.22
Pine Rivers	39.79
Albany Creek Hawks	27.97
Burpengary Brumbies	13.86

UNDER 14 McKAY Post Christmas

Wilston-Norths	49.56
Albany Creek Eagle Hawks	41.24
Ferny Fireballs	32.53
Marist Ashgrove	6.07

UNDER 14 JOHNSON Pre Christmas

Wilston-Norths Green	51.00
Wilston-Norths Blue	34.79
Pine Rivers	34.72
Toombul Blue	30.35
Albany Creek Eagle Hawks	24.45
Ambrose Treacy College Blue	19.55
The Lakes College	11.16
Valley Blue	9.60

UNDER 14 HARRIS Pre Christmas

Valley White	47.30
St Patricks Green	44.50
Wilston-Norths Red	32.57
Valley Orange	32.37
Ambrose Treacy College Green	14.34
Albany Creek Hawks	12.12

UNDER 13 LOVE Pre Christmas

Toombul Red	46.53
Burpengary Brumbies	34.48
Valley Orange	27.09
Albany Creek Falcon Hawks	23.10
Redcliffe City Cyclones Blue	22.92
Wilston-Norths Red	4.39

UNDER 13 FINCH Post Christmas

Burpengary Brumbies	51.34
Pine Rivers Panthers	39.87
Albany Creek Falcon Hawks	26.66
Pine Rivers Pumas	20.68
Redcliffe City Cyclones	18.26
Sandgate-Redcliffe Rimington	12.55

UNDER 13 MAHER Pre Christmas

Ambrose Treacy College Green	31.43
Valley Purple	28.39
Pine Rivers Pumas	24.76
Wilston-Norths Yellow	10.14
Toombul White	13.41
St Patricks Red	5.19

UNDER 13 MARSH Post Christmas

Ferny Fireballs Green	47.52
Valley	31.33
Albany Creek Eagle Hawks	26.64
Ferny Fireballs Red	21.04
Wilston-Norths	16.99
Marist Ashgrove	1.65

UNDER 13 BURNS Pre Christmas

Ferny Green	43.13
Wilston-Norths Green	42.30
Valley Black	37.53
Valley Blue	28.81
Pine Rivers Panthers	27.20
Sandgate-Redcliffe Rimington	21.03
Toombul Blue	16.77
Wilston-Norths Gold	11.61

UNDER 13 TOWNSEND – Pre Christmas

Wilston-Norths Blue	48.18
Albany Creek Eagle Hawks	47.51
St Patricks Blue	39.39
Valley Green	37.08
Valley Yellow	33.35
Ferny Red	30.58
Ambrose Treacy College Blue	10.85
Toombul Green	10.71

BRISBANE NORTH JUNIOR CRICKET ASSOCIATION PREMIERSHIP TEAM WINNERS

PRE CHRISTMAS	
COMPETITION	WINNING TEAM
U13 Burns	Ferny Green
U13 Love	Toombul Red
U13 Maher	Ambrose Treacy College Green
U13 Townsend	Wilston-Norths Blue
U14 Bracken	Wilston-Norths Gold
U14 Harris	Valley White
U14 Johnson	Wilston-Norths Green
U15 Hopes	Sandgate-Redcliffe Barsby
U15 Reardon	Valley Green
U15 Simpson	Wilston-Norths Gold
Open Div. Forrest	Albany Creek Sea Hawks
Open Div. Renshaw	Toombul Red
Open Div. Lynn	Sandgate-Redcliffe Kent

POST CHRISTMAS	
COMPETITION	WINNING TEAM
U13 Finch	Burpengary Brumbies
U13 Marsh	Ferny Fireballs Green
U14 Lehmann	The Lakes College
U14 McKay	Wilston Norths
U15 Cutting	Sandgate-Redcliffe Barsby
Open Div. Clarke	Sandgate-Redcliffe Kent

U13 RAY WONNACOTT CUP For most points in the U13 Pre Christmas competition	Wilston-Norths Blue	48.18
U14 GLYN NETTO CUP For most points in the U14 Pre Christmas competition	Wilston-Norths Green	51.00



Zanden Jeh, Hugh Weibgen and Tom Collier

VDCC JUNIORS HONOUR BOARD CRITERIA

Area	Criteria
Representative Players	<ul style="list-style-type: none"> • Australian Schoolboys • Queensland Schoolboys • Queensland School Sport Metro. Players • BNJCA Championship Team Players • BNJCA Development Team Players
Batting	<ul style="list-style-type: none"> • Top 10 Run Scorers • Centuries • Half Centuries
Bowling	<ul style="list-style-type: none"> • Top 10 Wicket-takers • 5 or more wickets in an innings
Fielding/Wicketkeeping	<ul style="list-style-type: none"> • Top 10 Fielding Dismissal-takers
Please refer to the following pages for current season honour board achievements & the current season team statistics that follow. For all time junior records, please refer to the records section at the very back of the book.	

REPRESENTATIVE PLAYERS

QUEENSLAND CRICKET STATE REPS.

QUEENSLAND UNDER 19 BOYS	Jack Beath
QUEENSLAND UNDER 15 BOYS	Tom Pappalardo
QUEENSLAND UNDER 15 GIRLS	Jessica Bradley, Charli Knott, Neve Lynch
QUEENSLAND UNDER 12 GIRLS	Alice Barker (played for WA team in Brisbane)

QUEENSLAND SCHOOL SPORT STATE REPS.

QUEENSLAND SCHOOLBOYS 19 YEARS & UNDER	Owen Lynch, Dylan McLachlan, Josh Neill
QUEENSLAND SCHOOLBOYS 14 YEARS & UNDER	Tom Pappalardo
QUEENSLAND SCHOOLBOYS 12 YEARS & UNDER	Hugh Weibgen
QUEENSLAND SCHOOLBOYS 12 YEARS & UNDER INVITATIONAL	Tom Collier, Zanden Jeh

QUEENSLAND SCHOOL SPORT METROPOLITAN REPS.

AGE GROUPS	REGION	PLAYERS
19 YEARS & UNDER BOYS	Met. North	Harry Collier, Dylan McLachlan, Josh Neill
	Met. East	Owen Lynch
14 YEARS & UNDER BOYS	Met. North	Nick McGill, Tom Pappalardo
12 YEARS & UNDER BOYS	Met. North	Tom Collier, Zanden Jeh, Angus Tolhurst, Hugh Weibgen
15 YEARS & UNDER GIRLS	Met. North	Jessica Bradley, Natalie Harmer, Laine Sunderland
	Met. East	Charli Knott, Neve Lynch, Mia Ryan
12 YEARS & UNDER GIRLS	Met North	Alice Barker, Jaime Cope, Sofie Maddox, Billie Ryan



Tom Pappalardo in fine form for Met North 14 Years and Under

REPRESENTATIVE PLAYERS continued

BRISBANE NORTH JCA CHAMPIONSHIP TEAM PLAYERS Valley Reps. for the Queensland Junior Cricket Association State Championships

AGE GROUPS	PLAYERS	RESULTS, VENUES & OFFICIALS
UNDER 16	Ben Fitzgerald Benjamin Shannon Nick Stoddart Nick Whip	<u>Champions / Redlands & Wynnum, Brisbane</u> Coach: John Powell Manager: Cameron Wilson Scorer: Jon Stoddart
UNDER 15	Tom Hastie Tom Pappalardo	<u>Fifth / Charters Towers</u> Coach: Col Wade Manager: Shane Maher Scorer: Tony Bath
UNDER 14	Archer Halliday Nick McGill Nick McPhee	<u>Champions / Mackay</u> Coach: Bryan Hadden Manager: Brent Walker Scorer: Paul O'Brien
UNDER 13	Thomas Collier Nathan Harding Ned Paddison Hayden Spencer Danny Young	<u>Second / Gold Coast</u> Coach: Ian Reeves Manager: Craig Brough Scorer: Andrew Paddison
UNDER 12	Harry Forster Angus Tolhurst Hugh Weibgen	<u>Second / Cairns</u> Coach: Steve Casey Manager: Aaron Mills Scorer: Blair Sanders

BRISBANE NORTH JCA DEVELOPMENT TEAM PLAYERS Valley Reps. for the Queensland Junior Cricket Association Development Tournaments

AGE GROUP	PLAYERS	RESULTS, VENUES & OFFICIALS
UNDER 15/ UNDER 16 Impact Challenge	Thomas Connolly William Garske William Gray	<u>Brisbane</u> Winners Second Division Coach: Greg Curtis Assistant Coach: Brad Powell Manager: Harry Walker Scorer: Tom Hadden
UNDER 14 (2 teams)	<u>Maroon:</u> Ben Lanigan Cameron Lavis Nicholas Miller Matthew Moore Hayden Whyte <u>Blue:</u> Joshua Durkin Caleb Fricker Jack O'Neill Liam Stack Sam Waite	<u>Sunshine Coast</u> Coaches: Mike Joel / Greg Pearce Managers: Brent Sweeney / Gordon Curley Scorers: Tom Hadden / Luke Joel
UNDER 13 (2 teams)	<u>Ipswich:</u> (No VDCC players) <u>Ballina:</u> Mitchell Berndt Mitchell Searle	<u>Ipswich / Ballina</u> Coaches: Mark Daldy / Ian Reeves Managers: Greg Bradley / Matt Langley Scorers: Michael Jones / Ray Brandt
UNDER 12 Ian Healy Cup (3 teams)	<u>White:</u> Jesse O'Neill <u>Maroon:</u> Sam Ireland Charlie Sims <u>Blue:</u> Cooper Mackie Thomas Pfitzner	<u>Brisbane</u> White Seventh / Maroon Second / Blue Eighth Coaches: Josh Singh / Maurie Bloomfield / Wally Wright Managers: Anthony Jones / Lee Bodimeade / Chris Mackie Scorers: Shane Drummond-Hills / Nicholas Gerard / David Pfitzner

REPRESENTATIVE PLAYER DEVELOPMENT COMPETITIONS

VDCC players participate in club representative teams that compete in **Brisbane North Junior Cricket Association** and **South East Queensland Cricket Association** competitive development competitions.

The **BNJCA U13 REEVESIE CUP** and **U14 ANSTEY LA FRANTZ SHIELD** teams, and the **SEQCA U16 SHANE WATSON CUP** team, are utilised by the club to give our improving players opportunities to play at higher levels than the club competitions, so that they could gauge their development and seek opportunities to be selected in BNJCA Representative Championship and Development teams that compete in annual Queensland Junior Cricket Association State Championships and Development Tournaments.

These teams also provide opportunities for club coaches, managers and scorers to be involved, which can lead to them being appointed to various Brisbane North teams for QJCA Championships. This is a wonderful experience for these people to be able to work with and mentor players during these weeks with their teams.

The **U13 REEVESIE CUP COMPETITION** is used for the selection of Under 13 representative teams. It provides good opportunities for selectors to have a look at the players in real game situations.

The **U14 ANSTEY LA FRANTZ SHIELD COMPETITION** provides Under 14 players with opportunities to play competitive games in environments that aim to replicate representative or senior grade cricket. Grading players at trials spreads the talent as evenly as possible across all teams and this method is adopted to help improve competitiveness and provide a better 'view' of the players for representative selection.

The **SEQCA U16 SHANE WATSON CUP COMPETITION**, consists of 5 one-day games on turf, 55 overs per innings so long days, plus a Final if applicable. Players are exposed to tough competition to help them build their season and gauge how they are developing, as well as being seen by coaches to assess them for representative and grade cricket.

Thomas Collier	U13 Heat
Nathan Harding	U13 Scorchers
Ned Paddison	U13 Scorchers
Mitchell Searle	U13 Thunder
Hayden Spencer	U13 Heat
Danny Young	U13 Heat

In the Round 1 games held on Sunday 11 October 2015 at *Curlew Park Turf*: Scorchers 5/123 (Harding 12 rt, Paddison 15 no) defeated Hurricanes 11/78 (Paddison 2/10) and Heat (Spencer 33; Searle 1/23) defeated Thunder 10/120 (Young 2/9).

In the Round 2 games held on Sunday 18 October 2015 at *Everton District Turf*: Hurricanes 9/125 (Berndt 15 rt, Searle 1/12) defeated Thunder 11/86 and Heat 11/121 Collier 3, Paddison 4/30) defeated Scorchers 11/62 (Collier 2/10).

In the Round 3 games held on Sunday 25 October 2015 at *Curlew Park Turf*: Thunder 9/173 (Searle 27) defeated Scorchers 11/93 (Searle 3/8) and Heat 10/167 (Spencer 42, Young 16 no) defeated Hurricanes 10/145 (Berndt 27, Young 2/18).

Our Valleys boys performed well in all games with the undefeated **Heat** deserved winners of the Reevesie Cup with strong performances from Thomas Collier, Hayden Spencer and Danny Young. The three other teams in the competition were evenly matched winning a match each which was further evidenced by the final points ladder.

In the "Champion Player" table Mitchell Berndt (2nd with 11.30 points); Mitchell Searle (4th with 10.90); Ned Paddison (6th with 10.70), Hayden Spencer (7th with 9.60), Danny Young (11th with 9.10) and Thomas Collier (12th on 9.10) further underlined the strong performances of the Valleys boys in the competition.

Award winners were:

Hayden Spencer Batting Aggregate – 86
Hayden Spencer Batting Average – 43

The 2015/16 Reevesie Cup proved again to be a wonderful success with good competitive cricket played across the three rounds of the competition. Long lasting friendships were forged and invaluable experienced gained.

UNDER 13 REEVESIE CUP COMPETITION		
Teams	Wins	Points
Heat	3	23.39
Scorchers	1	22.61
Hurricanes	1	21.74
Thunder	1	10.38

Report from U13 VDCC Parent, John Searle:

This year four teams battled it out again in the Reevesie Cup Competition. Player development is the primary objective of this competition and is used for the selection of U13 representative teams by the Brisbane North Junior Cricket Association. Players from the Valley District Cricket Club were well represented across the four teams as follows.

VDCC Player	Team
Mitchell Berndt	U13 Hurricanes

UNDER 14 ANSTEY LA FRANTZ SHIELD COMPETITION		
Team	Team Name	Points
1	Redbacks	23.39
2	Tigers	22.61
3	Lions	21.74
4	Bushrangers	10.38

Report from U14 VDCC Redbacks Coach, James Durkin:

The 2015/16 U14 Anstey La Frantz competition saw 17 Valley boys participating in the four team, three-week representative tournament. The winning team was the Redbacks who had 5 Valley boys in it – Nick McGill, Hayden Whyte, Joshua Durkin, Cameron Lavis and Sam Waite, while the team was coached by James Durkin, a Valley Level 2 coach.

Other Valley boys who participated were - Nick McPhee, Archie Halliday, Jack O'Neill, Liam Stack, Matt Moore, Caleb Fricker, Nick Miller, Anthony Bristow, Ben Lanigan, Zac Payne, Tom Magee and Flyn Brien. Valley Level 2 Coach Mike McPhee coached the Lions team.

The competition was very close, with the top three teams finishing less than two points apart. The final round games came down to bonus points with only 18 runs and 3 wickets the difference for the Redbacks.

Congratulations to Nick McGill who was the leading run scorer with 176 runs, including a century (102no) and a half century, plus he also won the best batting average award with an average of 176.

This age group is filled with talent and the future of the club is in good hands with these lads.

UNDER 16 SHANE WATSON CUP COMPETITION	
Coach	Jon Stoddart
Manager & Assistant Coach	Chris Zipf
Captain	Blake Micallef

U16 Shane Watson Cup Squad
Koopyr Bailey, Manav Chhabra, Ben Fitzgerald, Will Garske, Will Gray, Tom Hastie, Calum Mackay, Hamish McDougall, Nick McGill, Blake Micallef (c), Rahul Moudgil, Tom Pappalardo, Dean Perkins, Ben Shannon, Nick Stoddart, Matt Thomas, Hayden Voll, James Wallington, Nick Whip, Hayden Whyte, Robbie Young, Danny Young, Callum Zipf (vc).

TEAM	POINTS	%
Gold Coast Gold	49	1.99
Northern Suburbs	38	0.87
Wynnum Manly	36	0.86
Redlands	35	1.46
Ipswich Pioneers	33	1.30
Gold Coast Blue	31	2.05
Valley	23	1.19
SEQ Combined	15	0.21

Report from Under 16 VDCC Watson Coach, Jon Stoddart:

Once again, VDCC put a team in the Under 16 Shane Watson Competition run by South East Queensland Cricket Association. The competition consisted of 5 one-day games on turf (55 overs per innings so long days) plus a Final.

We lost the Final last season and this season we didn't make it, but the main thing is that the boys were exposed to tough

competition and additional cricket to help them build their season and see how they are developing.

We lost our first 2 games against Ipswich and Gold Coast Gold but then hit back with good wins against Redlands and South East Queensland. Round 5 was washed out due to bad weather.

The boys' objectives were to play the games in the right spirit, to support each other, to enjoy the experience, to learn, to bat their full 55 overs, to field well, to take all 11 wickets on offer, and to try hard to win. Another objective was to provide good leadership within the team and I thank Blake Micallef and Callum Zipf for their efforts in leading the team in the right way. Some players may play more of these games next season whilst others will move into Lord's Taverners and/or Senior Grades next season, so I hope that the players appreciated their leaders and learnt things from them for the future.

Some individual performances of note were:

Round 1 v Ipswich Pioneers – Dean Perkins 32, Blake Micallef 2/33.

Round 2 v Gold Coast Gold – Blake Micallef 26 & 4/39, Calum Zipf 3/25, Ben Fitzgerald 2/35.

Round 3 v Redlands – Tom Pappalardo 47, Matt Thomas 42, Tom Hastie 34*, Callum Zipf 3/32, Nick Stoddart 3/7, Blake Micallef 2/36.

Round 4 v SEQ Combined Districts – Tom Pappalardo 52*, Nick McGill 28, Robbie Young 2/21 & 3/5, James Wallington 2/7.

Will Garske, Rahul Moudgil and Manav Chhabra did a good job of blunting the opening bowlers at various times so the middle order could come in with some confidence. Will's and Tom's 'keeping was good and most of our bowlers did very well but were often not rewarded.

The most exciting time was the Round 3 partnerships in the game against Redlands. Tom Pappalardo (47) was involved in a number of partnerships from 1/27 though to his dismissal at 5/114, and then Matt Thomas (42) and Tom Hastie (34 not out) put together a very entertaining 64 run partnership that got us up to 6/178. This effort involved great calling and running which really put our opponents on the back foot and in the end they could not chase our total down. I hope all the boys involved that watched that spectacle will remember it and think about how they can turn a game with great shot selection, ball placement, calling and running. We have a lot of good boys in this squad and along with the Reevesie Cup and Anstey La Frantz Shield boys, the club is in a very good position to further develop these boys for Grade cricket in the future.

Lastly, I would like to thank Chris Zipf (Manager & Assistant Coach) and David Walker (Assistant Selector) for their help, and also thank you to the parents for getting boys to games and for their additional support such as scoring.

HONOUR BOARD PERFORMANCES 2015/16

JUNIOR GRADES UNDER 11 – UNDER 17

TOP 10 RUN-SCORERS

	Player	Inn	Runs	Avg
1	Callum Vidler	9	294	98.00
2	Zanden Jeh	9	276	276.00
3	Cameron Willis	13	257	64.25
4	Hugh Weibgen	9	243	121.50
5	Rhys Syrett	9	241	40.17
	Riley Grace	8	241	40.17
7	Nick McGill	4	240	120.00
8	Roman Watt	8	213	71.00
9	Edward Backstrom	5	202	50.50
10	Archer Halliday	5	197	65.67

TOP 10 WICKET-TAKERS

	Player	Mtchs	Overs	Runs	Wkts	Avg	BBowl
1	Robert Schulze	10	38	162	16	10.12	4-23
2	Callum Vidler	9	33.5	122	14	8.71	5-14
3	Zanden Jeh	9	30	52	13	4.00	3-6
	Joseph Ikin	8	36	72	13	5.54	5-9
5	Matthew Hallam	5	20.4	43	12	3.58	3-1
	Liam Cook	5	31.5	51	12	4.25	4-7
	Brodie Hollins	9	34	74	12	6.17	3-3
	Mitchell Searle	5	27	76	12	6.33	5-12
9	Rhys Syrett	9	27	86	11	7.82	3-15
	Rory Easton	6	29	93	11	8.45	3-13
	Krishna Nair	9	25	97	11	8.82	3-11
	Olliver Lister	9	40.5	107	11	9.73	3-13
	Cameron Hobart	10	42	121	11	11.00	5-11
	Indy Honan	5	37	125	11	11.36	3-23

TOP 10 FIELDING DISMISSALS (including 'keepers)

	Player	Mtchs	Ct	St	Total
1	Edward Backstrom	4	6	1	7
	Dylan Cope	5	7		7
	Hugh Weibgen	10	4	3	7
4	Thomas Andersen	3	4		4
	Fyn Anderson	5	4		4
	Flynn Brien	4	3	1	4
	Elliot Hunt	4	3	1	4
	Sam Loewenthal	5	4		4
	Harry McKim	5	4		4
	Zac Salter	10	4		4
	Samuel Waite	5	4		4

CENTURY SCORERS

	Player	Grade	Runs
1	Nicholas Stoddart	Open	130*
2	Edward Backstrom	U14	109
3	Krishna Nair	U13	108*
4	Angus Griffin	U12	103*
5	Nick McGill	U15	102

HONOUR BOARD PERFORMANCES 2015/16 JUNIOR GRADES UNDER 11 – UNDER 17 continued

HALF-CENTURY SCORERS

	Player	Grade	Runs
1	Zanden Jeh	U13	88*
2	Rhys Syrett	U11	85*
3	Roman Watt	U11	79
4	Nicholas McPhee	U15	77
5	Ben Mooney	U15	74
6	Nick McGill	U15	73*
	Ryan Harten	U11	73*
8	Samuel Cope	U15	70*
	Robbie Young	U15	70
10	Max Evans	U13	69*
	Jevin Gunawardana	Open	69
12	Riley Grace	U13	68*
13	Hugh Weibgen	U13	67*
14	Callum Vidler	U11	65*
	Benjamin Tolhurst	U11	65
16	Darcy Lewis	U12	63*
	Harry Forster	U12	63*
	Edward Backstrom	U14	63
19	Cooper Mackie	U12	62*
	Luca Pulvirenti	U11	62*
	Matthew Trotter	U11	62*
	Callum Vidler	U11	62
23	Harry Forster	U12	61*
24	Ben Mooney	U15	60*
	Flynn Brien	U15	60*
	Rudy Coulam	U11	60*
27	Flynn Brien	U15	59*
28	Zanden Jeh	U13	58*
29	Luke Nielsen	U15	57
	Joel Furnell	U12	57
31	Nicholas Miller	U14	56*
32	Clancy Kelly	U12	55
	Heath Sadler	Open	55
34	Thomas Heading	U14	54*
	Ben McCann	U11	54*
36	Joseph Ikin	U11	53*
	Oscar Meutermans	U12	53
38	Luke Furnell	U14	52*
	Andrew Miller	U11	52*
	Oliver Spence	U11	52*
	Oscar Meutermans	U12	52*
	Jenson Cook	U11	52*
	Archer Halliday	U14	52*
	Matthew Hallam	U15	52*
	Julian Shannon	U15	52*
	Ned Robin	U11	52*
	Eli Maieron	U12	52*
	Nicholas Miller	U14	52
49	William Staib	U12	51*
	Jakub Bennett	U12	51*
	Hugh Weibgen	U13	51*
	Thomas Connolly	U15	51*
	Thomas Hastie	Open	51
	Manav Chhabra	Open	51

HONOUR BOARD PERFORMANCES 2015/16 JUNIOR GRADES UNDER 11 – UNDER 17 continued

HALF-CENTURY SCORERS continued

	Player	Grade	Runs
55	Angus Pearn	U14	50*
	Ryan Hughes	U12	50*
	Maximus Gonzalez	U15	50*
	Xavier Evans	U11	50*
	Oscar Davis	U14	50*
	Ben Roden-Cohen	U15	50*
	Ari Poulos	U15	50*
	Matthew Roach	U15	50*
	Alistair McClure	U11	50*
	Alexander Roe	U11	50*
65	Armaan Mall	U12	50
	Christian Sciacca	Open	50

5 WICKETS OR MORE IN AN INNINGS

	Player	Grade	Figures
1	Ben Mooney	U15	6-2
2	Thomas Andersen	U11	5-4
3	Angus Brien	Open	5-9
	Joseph Ikin	U11	5-9
5	Harry Hull	U13	5-10
6	Cameron Hobart	U11	5-11
7	Edward Backstrom	U14	5-12
	Mitchell Searle	U13	5-12
9	Callum Vidler	U11	5-14
10	Jack Willis	U15	5-19
11	James Theile	U14	5-23



Charli Knott, Neve Lynch and Jessica Bradley

PLAYER STATISTICS – JUNIOR GRADES U11 - U17

GENERAL NOTE RE STATISTICS & RECORDS

Please note that all tables are based on team abstracts or MyCricket entries submitted by team volunteers. Care has been taken by these volunteers to help the club publish accurate tables but we apologise for any errors or omissions.

NOTE RE CHANGES OF STATS FORMATS THIS SEASON

Due to changes to how the player stats were collected and treated this season, we cannot provide team-based stats this year. We apologise for this inconvenience and have listed all players from U11 to U17 in surname alphabetical order per age group. For U8 to U10, stats are not listed but all players, coaches and managers are listed.

UNDER 17 OPEN DIVISION BATTING (3 teams/45 players)

Player	Innings	Not Outs	Best Score	Runs	Average	Catches	Stumpings	Run Outs
Fyn Anderson	6	2	37*	155	38.75	4	-	-
Ryley Anderson	2	1	15*	20	20.00	-	-	-
Hughie Bellingham	3	1	8	18	9.00	1	-	-
Jimmy Bellingham	3	-	24	29	9.67	-	-	-
Angus Brien	4	1	35	84	28.00	1	-	-
Darshan Brijball	-	-	-	-	-	-	-	-
Dougal Brown	4	-	44	71	17.75	2	-	-
Jack Chapman	4	-	12	13	3.25	2	-	-
Manav Chhabra	5	-	51	121	24.20	-	-	-
Thomas Czerwinski	2	-	5	5	2.50	-	-	-
Matt Dangerfield	1	1	26*	26	-	-	-	-
Thomas Dangerfield	1	-	12	12	12.00	-	-	-
Joshua Durkin	1	-	8	8	8.00	-	-	-
Caleb Fricker	-	-	-	-	-	-	-	-
Jackson Gartner	5	-	8	12	2.40	1	-	-
Liam Granahan	2	-	13	15	7.50	-	-	-
Jevin Gunawardana	5	-	69	77	15.40	1	-	-
Zachary Hancock	5	2	9	25	8.33	-	-	-
Daniel Harness	1	-	5	5	5.00	-	-	-
Thomas Hastie	5	1	51	112	28.00	3	-	-
James Heading	4	1	17*	28	9.33	-	-	-
Nick Howe	1	-	0	-	0.00	-	-	-
Elliot Hunt	4	-	40	55	13.75	3	1	1
Tom Jolly	4	1	16*	21	7.00	1	-	-
Sam Loewenthal	4	3	14*	33	33.00	4	-	-
Angus Lovelock	4	-	21	67	16.75	-	-	-
Jack Lucas	3	-	9	16	5.33	1	-	-
Thomas Martin	5	1	21	43	10.75	1	-	-
Hamish McDougall	2	1	13*	14	14.00	-	-	-
Joseph McGorry	3	1	1*	1	0.50	1	-	-
James Moller	3	1	20*	31	15.50	-	-	-
Rahul Moudgil	5	1	36	64	16.00	3	-	-
Maxwell O'Hare	2	-	2	4	2.00	-	-	-
Rahul Raju	5	2	44	86	28.67	-	-	-
Ben Roden-Cohen	1	-	0	-	0.00	-	-	-
Heath Sadler	4	-	55	89	22.25	1	-	1
Dan Saint-Brook	4	3	20*	39	39.00	-	-	-
Christian Sciacca	5	-	50	55	11.00	3	-	-
Angus Shore	5	1	42	74	18.50	1	-	-
Nicholas Stoddart	5	1	130*	194	48.50	-	-	-
Matthew Thomas	5	-	29	57	11.40	-	-	-
William Treacy	4	1	21*	56	18.67	-	-	-
Declan Walker	1	-	1	1	1.00	-	-	-

UNDER 17 OPEN DIVISION BOWLING (3 teams/45 players)

Player	Overs	Maidens	Runs	Wickets	Best	Average
Fyn Anderson	23.3	6	69	4	2-9	17.25
Ryley Anderson	-	-	-	-	-	-
Hughie Bellingham	1	-	13	-	0-13	0.00
Jimmy Bellingham	7	-	46	2	2-23	23.00
Angus Brien	30	2	62	8	5-9	7.75
Darshan Brijball	9	1	42	2	2-42	21.00
Dougal Brown	29	2	151	2	1-8	75.50
Jack Chapman	22.4	1	96	3	2-24	32.00
Manav Chhabra	14	3	55	1	1-9	55.00
Thomas Czerwinski	5	1	76	2	2-32	38.00
Matt Dangerfield	5	-	11	-	0-11	0.00
Thomas Dangerfield	2	-	21	-	0-21	0.00
Joshua Durkin	-	-	-	-	-	-
Caleb Fricker	5	2	9	2	2-9	4.50
Jackson Gartner	14	1	61	1	1-21	61.00
Liam Granahan	16	1	52	-	0-14	0.00
Jevin Gunawardana	32	2	97	7	4-16	13.86
Zachary Hancock	10	-	65	1	1-25	65.00
Daniel Harness	4	-	37	1	1-12	37.00
Thomas Hastie	21	2	89	3	2-13	29.67
James Heading	22	1	141	1	1-26	141.00
Nick Howe	23	1	95	6	4-15	15.83
Elliot Hunt	-	-	-	-	-	-
Tom Jolly	15.2	5	55	4	2-8	13.75
Sam Loewenthal	2	-	6	1	1-6	6.00
Angus Lovelock	14	1	57	6	4-1	9.50
Jack Lucas	-	-	-	-	-	-
Thomas Martin	16	2	80	3	2-32	26.67
Hamish McDougall	11	-	111	-	0-25	0.00
Joseph McGorry	20	2	95	5	3-8	19.00
James Moller	12	3	38	-	0-6	0.00
Rahul Moudgil	23	6	102	7	3-21	14.57
Maxwell O'Hare	2	-	10	2	2-10	5.00
Rahul Raju	14	3	63	4	2-22	15.75
Ben Roden-Cohen	-	-	-	-	-	-
Heath Sadler	34	3	142	6	2-9	23.67
Dan Saint-Brook	5	-	68	2	1-7	34.00
Christian Sciacca	25	7	55	4	2-28	13.75
Angus Shore	19	3	77	3	2-16	25.67
Nicholas Stoddart	19	4	66	3	2-14	22.00
Matthew Thomas	23	4	72	4	2-17	18.00
William Treacy	34	8	94	7	2-2	13.43
Declan Walker	4	-	22	-	0-22	0.00



Nick McGill scored 103 in the Anstey La Frantz Competition


UNDER 15 BATTING (5 teams/59 players)

Player	Innings	Not Outs	Best Score	Runs	Average	Catches	Stumpings	Run Outs
Nicholas Anderson	5	-	8	24	4.80	2	-	2
Evan Arnett	3	-	3	3	1.00	1	-	1
Kolby Bailey	2	-	0	-	0.00	-	-	-
Flynn Brien	4	3	60*	149	149.00	3	1	-
Anthony Bristow	3	1	8	22	11.00	1	-	-
Luc Bruna	3	-	16	37	12.33	1	-	-
Thomas Collier	4	1	39	70	23.33	1	-	-
Thomas Connolly	4	1	51*	83	27.67	2	-	-
Liam Cook	4	-	21	39	9.75	-	-	-
Brady Cooke	3	1	15	30	15.00	-	-	-
Samuel Cope	4	2	70*	146	73.00	1	-	-
Emrys Cowley	5	-	16	39	7.80	-	-	-
Joshua Durkin	4	-	45	99	24.75	-	-	-
Thomas Eddy	4	-	2	2	0.50	-	-	-
Bede Fitzsimmons	4	-	4	7	1.75	1	-	-
Alexander Flintoff	5	-	12	41	8.20	-	-	-
Caleb Fricker	3	1	8*	9	4.50	1	-	-
Billie Ganter	4	-	2	5	1.25	2	-	-
Hamish Geary	4	-	8	13	3.25	2	-	-
Maximus Gonzalez	3	2	50*	99	99.00	-	-	-
William Gray	4	2	24*	41	20.50	-	-	-
Matthew Hallam	4	1	52*	61	20.33	2	-	-
Eamon Hine	3	-	27	43	14.33	-	-	-
James Hudson	5	-	11	21	4.20	-	-	-
Benjamin Hunter	2	-	2	2	1.00	-	-	-
Justin King	5	1	22	51	12.75	2	-	-
Cameron Lavis	6	-	40	101	16.83	2	-	-
Ethan Lehmann	2	-	19	27	13.50	-	-	-
Thomas Magee	1	-	0	-	0.00	1	-	-
Sam Malone	4	2	14	34	17.00	1	-	-
Jacob McCall	5	-	19	39	7.80	1	1	-
Declan McDermott	5	1	17*	52	13.00	-	-	1
Nick McGill	4	2	102	240	120.00	2	-	-
Nicholas McPhee	4	1	77	111	37.00	-	-	-
Ben Mooney	5	3	74	150	75.00	3	-	-
Matthew Moore	5	2	22	50	16.67	1	-	-
Chris Murdoch	3	-	6	9	3.00	-	-	-
Gianluca Murray	3	2	30*	61	61.00	1	-	-
Luke Nielsen	4	1	57	146	48.67	1	-	-
Jack O'Neill	4	3	36*	78	78.00	-	-	-
Ari Poulos	5	2	50*	95	31.67	1	-	1
Liam Querido	3	2	21*	30	30.00	-	-	-
Matthew Roach	4	2	50*	90	45.00	1	-	-
Ben Roden-Cohen	4	1	50*	76	25.33	-	-	-
Jordan Ryan	3	-	24	30	10.00	-	-	-
Benjamin Scherer	5	2	6	12	4.00	-	-	-
MA Scott	5	2	35*	73	24.33	-	-	-
Julian Shannon	4	2	52*	68	34.00	1	-	-
Drew Spies	6	-	37	134	22.33	-	-	-
Liam Stack	4	-	37	89	22.25	1	-	-
Samuel Torrance	3	1	16*	16	8.00	-	-	1
Hayden Voll	6	2	38*	96	24.00	-	-	1
Declan Walker	4	1	20	51	17.00	-	-	-
Mackenzie Warwick	4	1	13	35	11.67	-	-	-
Jack Willis	4	-	10	22	5.50	2	1	-
Thomas Yarrow	5	-	19	49	9.80	-	-	-
Danny Young	5	3	21*	60	30.00	3	-	-
Robbie Young	5	1	70	154	38.50	-	-	-
Luca Zanardo	2	-	5	6	3.00	-	-	-

UNDER 15 BOWLING (5 teams/59 players)


Player	Overs	Maidens	Runs	Wickets	Best	Average
Nicholas Anderson	17.5	1	80	6	3-7	13.33
Evan Arnett	7.4	-	43	2	1-2	21.50
Kolby Bailey	6	-	78	1	1-31	78.00
Flynn Brien	7	2	33	1	1-19	33.00
Anthony Bristow	19	3	60	2	2-17	30.00
Luc Bruna	-	-	-	-	-	-
Thomas Collier	11	3	41	3	2-33	13.67
Thomas Connolly	16	2	55	1	1-24	55.00
Liam Cook	31.5	12	51	12	4-7	4.25
Brady Cooke	10	1	54	1	1-15	54.00
Samuel Cope	16	6	32	4	2-7	8.00
Emrys Cowley	16	2	77	3	2-12	25.67
Joshua Durkin	19	2	99	1	1-48	99.00
Thomas Eddy	19	4	63	2	1-13	31.50
Bede Fitzsimmons	7	-	21	1	1-5	21.00
Alexander Flintoff	-	-	-	-	-	-
Caleb Fricker	19	4	57	2	2-38	28.50
Billie Ganter	-	-	-	-	-	-
Hamish Geary	5.1	-	31	2	1-0	15.50
Maximus Gonzalez	26	6	64	5	2-9	12.80
William Gray	16	4	45	4	3-19	11.25
Matthew Hallam	20.4	3	43	12	3-1	3.58
Eamon Hine	20	2	77	1	1-7	77.00
James Hudson	10	1	19	1	1-3	19.00
Benjamin Hunter	15	7	18	-	0-0	0.00
Justin King	19	4	54	3	2-3	18.00
Cameron Lavis	20	1	97	3	1-11	32.33
Ethan Lehmann	4	1	16	-	0-16	0.00
Thomas Magee	6	-	24	1	1-24	24.00
Sam Malone	3.4	-	40	1	1-40	40.00
Jacob McCall	-	-	-	-	-	-
Declan McDermott	33	4	81	5	1-5	16.20
Nick McGill	10	-	33	-	0-16	0.00
Nicholas McPhee	9	1	34	3	3-4	11.33
Ben Mooney	23	7	46	9	6-2	5.11
Matthew Moore	8	2	25	-	0-25	0.00
Chris Murdoch	19	4	52	3	2-19	17.33
Gianluca Murray	5	1	13	1	1-13	13.00
Luke Nielsen	14	1	42	3	2-4	14.00
Jack O'Neill	2	-	8	1	1-8	8.00
Ari Poulos	19.3	5	59	3	3-1	19.67
Liam Querido	19	2	85	3	2-22	28.33
Matthew Roach	25.3	7	53	4	2-15	13.25
Ben Roden-Cohen	6.5	2	19	2	2-11	9.50
Jordan Ryan	9	-	54	1	1-34	54.00
Benjamin Scherer	20.5	3	57	10	4-18	5.70
MA Scott	22	6	69	3	2-1	23.00
Julian Shannon	20	6	54	3	2-14	18.00
Drew Spies	21	3	74	2	1-15	37.00
Liam Stack	13.2	1	62	5	2-26	12.40
Samuel Torrance	11	2	33	1	1-26	33.00
Hayden Voll	20	1	101	4	2-6	25.25
Declan Walker	20.2	9	52	4	2-5	13.00
Mackenzie Warwick	7	3	22	2	1-0	11.00
Jack Willis	19.5	5	79	6	5-19	13.17
Thomas Yarrow	30	4	109	4	2-9	27.25
Danny Young	17	2	86	3	2-15	28.67
Robbie Young	21	1	145	2	1-32	72.50
Luca Zanardo	19	8	41	5	4-10	8.20


UNDER 15 GREEN JUNIOR PREMIERSHIP TEAM



VALLEY DISTRICT CRICKET CLUB

KEEPING YOUTH BUSY IN SPORT






UNDER 15 GREEN 2015-2016


FRONT ROW: Jacob McCall, Justin King, James Hudson, Benjamin Scherer, Liam Cook, Ben Mooney.
BACK ROW: John Nielsen (Coach), Luke Nielsen, Declan McDermott, Mackenzie Warwick, Bede Fitzsimmons, Matthew Hallam.


UNDER 14 WHITE PREMIERSHIP TEAM



VALLEY DISTRICT CRICKET CLUB

KEEPING YOUTH BUSY IN SPORT





UNDER 14 WHITE 2015-2016

FRONT ROW: Indy Honan, William Chapman, James Theile, Angus Pearn, Griffith Adams, Mitch Labrom.
BACK ROW: James Sharp (Coach), Sebastian Vu, Harry Chapman, Oscar Keir, Thomas Heading, Hayden Spencer.
ABSENT: Finlay Ross, Craig Chapman (Coach), Marie-Louise Theile (Manager).

UNDER 14 BATTING (5 teams/66 players)

Player	Innings	Not Outs	Best Score	Runs	Average	Catches	Stumpings	Run Outs
Griffith Adams	4	2	41*	76	38.00	-	-	-
Jack Anderson	5	-	24	30	6.00	1	-	-
Ryley Anderson	2	-	6	6	3.00	-	-	-
Daniel Athanasellis	5	1	19*	37	9.25	2	-	-
Edward Backstrom	5	1	109	202	50.50	6	1	-
Harry Barker	3	-	27	45	15.00	1	-	-
Cooper Boardman	5	-	5	7	1.40	-	-	-
Alec Bodimeade	5	-	30	73	14.60	-	-	1
Max Chandler	5	1	16	32	8.00	-	-	-
Harry Chapman	2	1	3	3	3.00	-	-	-
William Chapman	5	-	28	101	20.20	3	-	1
Joshua Cole	4	-	5	11	2.75	1	-	-
Matthew Damm	5	-	41	61	12.20	-	-	-
Oscar Davis	4	2	50*	72	36.00	1	-	-
Mackenzie Feltham	5	2	21	44	14.67	-	-	-
Connor Fitzgerald	4	1	7*	10	3.33	1	-	-
Daniel Fitzgerald	1	1	1*	1	-	-	-	-
Caleb Fricker	1	-	3	3	3.00	-	-	-
Luke Furnell	5	1	52*	130	32.50	2	-	-
Joseph Ganter	5	1	16*	25	6.25	-	-	-
Archer Halliday	5	2	52*	197	65.67	2	-	-
Jack Hallion	5	-	7	16	3.20	-	-	-
Henry Hamer	4	-	7	7	1.75	-	-	-
Thomas Heading	5	1	54*	138	34.50	-	-	-
Indy Honan	4	2	17*	47	23.50	2	-	-
Connor Hutchison	4	-	2	2	0.50	-	-	-
William Jackson	5	-	18	38	7.60	1	-	-
Tyler Jameson	5	1	9	9	2.25	-	-	-
Oscar Keir	3	1	20	35	17.50	-	-	-
James L'Estrange	4	-	15	25	6.25	-	-	-
Mitch Labrom	5	2	40*	89	29.67	1	-	-
Ben Lanigan	4	1	40*	74	24.67	-	-	-
Jianan Lin	3	1	23*	38	19.00	-	-	-
Thomas Magee	5	3	29	93	46.50	2	-	-
Lachlan McDonald	3	1	21*	24	12.00	-	-	-
Parth Mehta	5	4	42*	82	82.00	1	-	-
Thomas Meutermans	4	-	17	30	7.50	-	-	-
Nicholas Miller	5	2	56*	136	45.33	1	-	-
Oscar Mower	5	2	38*	127	42.33	3	-	-
Teddie Mower	5	2	16	32	10.67	-	-	-
Ben Nielsen	1	-	19	19	19.00	-	-	-
Max Nielsen	1	-	3	3	3.00	-	-	-
Aidan O'Connell	-	-	0	-	-	1	-	-
Liam O'Connell	3	-	2	3	1.00	1	-	-
Riley O'Connell	4	1	20*	36	12.00	2	-	-
Thomas O'Shea	3	1	20	48	24.00	-	-	-
Zak Payne	5	1	23	73	18.25	2	-	-
Angus Pearn	5	1	50*	72	18.00	2	-	-
Hunter Petrie	5	2	20*	38	12.67	-	-	-
Ethan Pollock	4	-	4	11	2.75	-	-	-
Finlay Ross	4	-	19	27	6.75	-	-	-
Murphy Rowe	5	3	16*	49	24.50	-	-	-
Charlie Ryan	5	-	13	20	4.00	-	-	-
Mia Ryan	5	-	6	6	1.20	2	-	-
Ben Skinner	2	-	10	17	8.50	-	-	-
Bailey Smith	5	1	29	35	8.75	-	-	-
Hayden Spencer	5	-	42	101	20.20	2	-	-
Samuel Stephens	4	2	39	63	31.50	-	-	-
Christian Tait	4	1	23*	27	9.00	-	-	-
James Theile	4	1	13	36	12.00	-	-	-
Minh Tieu	4	-	7	9	2.25	-	-	-
Liam Treston	4	-	29	46	11.50	2	-	-
Sebastian Vu	3	-	18	30	10.00	-	-	-
Samuel Waite	3	-	24	24	8.00	4	-	2
Will Walker	5	1	10*	26	6.50	2	-	-
Archie Watt	4	2	26*	47	23.50	-	-	-

UNDER 14 BOWLING (5 teams/66 players)

Player	Overs	Maidens	Runs	Wickets	Best	Average
Griffith Adams	39.5	12	80	9	3-14	8.89
Jack Anderson	12	-	63	3	1-5	21.00
Ryley Anderson	2	-	12	1	1-12	12.00
Daniel Athanasellis	18	2	53	5	2-2	10.60
Edward Backstrom	28	6	69	7	5-12	9.86
Harry Barker	20	2	70	6	3-39	11.67
Cooper Boardman	8.4	-	65	1	1-15	65.00
Alec Bodimeade	17	2	67	3	1-7	22.33
Max Chandler	16	1	61	2	1-19	30.50
Harry Chapman	17	5	45	1	1-6	45.00
William Chapman	-	-	-	-	-	-
Joshua Cole	12	-	78	-	0-16	0.00
Matthew Damm	20.3	2	51	5	3-16	10.20
Oscar Davis	8	-	37	-	0-7	0.00
Mackenzie Feltham	26	7	57	4	2-7	14.25
Connor Fitzgerald	11	-	51	1	1-7	51.00
Daniel Fitzgerald	2	-	6	-	0-6	0.00
Caleb Fricker	3	2	2	2	2-2	1.00
Luke Furnell	11	-	40	1	1-8	40.00
Joseph Ganter	-	-	-	-	-	-
Archer Halliday	15	4	26	-	0-2	0.00
Jack Hallion	10	2	33	3	1-1	11.00
Henry Hamer	7	-	25	1	1-8	25.00
Thomas Heading	16.4	2	40	1	1-21	40.00
Indy Honan	37	4	125	11	3-23	11.36
Connor Hutchison	14	1	55	-	0-11	0.00
William Jackson	24.1	6	69	4	2-11	17.25
Tyler Jameson	14	1	58	2	1-7	29.00
Oscar Keir	-	-	-	-	-	-
James L'Estrange	16	1	106	1	1-23	106.00
Mitch Labrom	28	3	105	6	4-0	17.50
Ben Lanigan	26	5	90	4	3-57	22.50
Jianan Lin	5	1	28	-	0-9	0.00
Thomas Magee	11.4	-	46	5	2-4	9.20
Lachlan McDonald	5	-	16	2	2-4	8.00
Parth Mehta	29	13	33	8	4-2	4.12
Thomas Meutermans	18	-	61	1	1-17	61.00
Nicholas Miller	16	3	40	2	1-5	20.00
Oscar Mower	12	3	29	2	1-1	14.50
Teddie Mower	9	1	35	3	1-6	11.67
Ben Nielsen	-	-	-	-	-	-
Max Nielsen	-	-	-	-	-	-
Aidan O'Connell	4	-	15	2	2-15	7.50
Liam O'Connell	14	-	78	5	3-43	15.60
Riley O'Connell	18	3	69	1	1-9	69.00
Thomas O'Shea	9	-	50	1	1-7	50.00
Zak Payne	21	2	69	8	3-4	8.62
Angus Pearn	28.2	3	98	7	2-14	14.00
Hunter Petrie	16	4	44	4	2-5	11.00
Ethan Pollock	13	1	69	2	1-12	34.50
Finlay Ross	17	2	62	1	1-4	62.00
Murphy Rowe	8	-	46	1	1-37	46.00
Charlie Ryan	7	1	22	1	1-3	22.00
Mia Ryan	19	-	81	2	1-10	40.50
Ben Skinner	23	5	47	6	2-5	7.83
Bailey Smith	16	3	41	8	3-8	5.12
Hayden Spencer	5	-	23	2	1-11	11.50
Samuel Stephens	7	-	28	-	0-6	0.00
Christian Tait	17	3	34	6	2-6	5.67
James Theile	32	8	97	7	5-23	13.86
Minh Tieu	9	-	43	1	1-7	43.00
Liam Treston	19	2	75	5	2-10	15.00
Sebastian Vu	13	4	47	1	1-5	47.00
Samuel Waite	22	6	78	4	3-12	19.50
Will Walker	20	2	84	3	3-13	28.00
Archie Watt	12	1	48	3	2-6	16.00

UNDER 13 BATTING (6 teams/72 players)

Player	Innings	Not Outs	Best Score	Runs	Average	Catches	Stumpings	Run Outs
Joshua Andersen	3	1	10*	10	5.00	-	-	-
Tom Appleyard	3	-	8	14	4.67	-	-	-
Fergal Apps	6	-	14	58	9.67	-	-	-
Liam Bacon	3	-	4	8	2.67	1	-	-
Flynn Ballard	7	1	2	2	0.33	-	-	-
Mitchell Berndt	10	2	29	134	16.75	2	-	2
Hilton Bidgood	3	1	10	17	8.50	1	-	-
Oliver Cathcart	2	2	20*	24	-	-	-	-
James Clarke	3	-	21	29	9.67	2	-	-
Dylan Cope	3	1	13	31	15.50	7	-	-
Max Curnow	9	3	3*	6	1.00	-	-	-
Patrick Denholm	4	1	38	82	27.33	-	-	-
Edin Duke	4	1	13	17	5.67	2	-	-
Oliver Early	3	-	17	18	6.00	2	-	-
Jackson Eason	10	2	24	89	11.12	-	-	1
Daniel Eddy	4	-	1	1	0.25	-	-	-
Jack Eldridge	4	1	6*	14	4.67	-	-	-
Max Evans	4	3	69*	161	161.00	2	-	-
Alexander Fenton	3	-	23	29	9.67	1	-	-
Thomas Fischer	5	2	22	62	20.67	2	1	-
Campbell Forbes	3	1	8*	8	4.00	-	-	-
Riley Grace	8	2	68*	241	40.17	-	-	-
Jackson Gudgeon	4	-	2	4	1.00	-	-	-
Heath Gulliver	13	7	34*	159	26.50	1	-	-
Darcy Hammond	3	1	22	39	19.50	1	-	-
Nathan Harding	5	2	26*	66	22.00	3	-	1
Harvey Hindman	3	1	6*	6	3.00	-	-	-
Lachlan Hobart	5	2	20	68	22.67	-	-	-
Harry Hull	4	-	34	72	18.00	2	-	-
Harry Hunter	4	-	14	18	4.50	-	-	-
Sam Ireland	5	2	36	93	31.00	2	-	-
Zanden Jeh	9	8	88*	276	276.00	3	-	-
Dominic Jones	3	3	45*	90	-	-	-	-
Harry Lyons	4	2	17*	57	28.50	1	-	1
Cooper Mackie	-	-	-	-	-	-	-	-
Hayley Mackie	4	1	1*	2	0.67	-	-	-
Lachlan Mainey	3	1	45	75	37.50	2	-	1
Jack E McCabe	4	2	33*	79	39.50	3	-	1
Joel McClure	5	1	20	36	9.00	-	-	-
Matthew McDonnell	4	1	15*	17	5.67	-	-	-
George Mellick	4	-	4	6	1.50	-	-	-
Jayden Muller	4	1	20*	37	12.33	2	-	-
William Mulvenna	4	2	21	47	23.50	1	-	-
Ben Murdoch	5	-	15	39	7.80	-	-	-
Krishna Nair	6	4	108*	183	91.50	1	-	-
Ben Nielsen	5	1	24*	48	12.00	3	-	1
Max Nielsen	8	4	22*	78	19.50	-	-	-
Connor Nowlan	5	1	34	85	21.25	1	-	-
Alex Patane	3	1	30	84	42.00	1	-	-
Patrick Pearce	3	1	11	17	8.50	1	-	2
Zachary Pennisi	4	1	34*	40	13.33	-	-	-
William Petersen	4	-	13	30	7.50	1	-	-
Thomas Pfitzner	5	2	37*	73	24.33	2	-	-
Tomas Philp	3	-	36	40	13.33	1	-	-
Robert Schulze	8	2	9	15	2.50	-	-	-
Mitchell Searle	5	2	17*	31	10.33	1	-	-
Harry Shaw	4	1	5*	10	3.33	-	-	-
Nicholas Shay	3	1	20*	22	11.00	1	-	-
Tom Siddle	4	-	12	24	6.00	-	-	-
Ethan Smith	4	1	5	8	2.67	-	-	-
Hayden Spencer	1	-	20	20	20.00	-	-	-
Lachlan Steedman	4	-	19	26	6.50	1	-	-
James Theile	1	-	1	1	1.00	-	-	-
Tom Thorpe	5	-	6	12	2.40	-	-	-
Angus Tolhurst	5	4	42*	128	128.00	2	-	-
Liam Toy-Wagner	10	1	49	100	11.11	1	-	1
Ned Urquhart	4	-	4	9	2.25	1	-	-

UNDER 13 BATTING continued

Player	Innings	Not Outs	Best Score	Runs	Average	Catches	Stumpings	Run Outs
Hugh Weibgen	9	7	67*	243	121.50	4	3	-
Harrison Whitten	5	1	25*	75	18.75	1	-	-
Charles H Wilkinson	3	1	15*	18	9.00	-	-	-
Max Wong	3	1	1*	1	0.50	-	-	-
Jack Wright	3	-	1	2	0.67	1	-	-

UNDER 13 BOWLING (6 teams/72 players)

Player	Overs	Maidens	Runs	Wickets	Best	Average
Joshua Andersen	8	2	30	2	1-0	15.00
Tom Appleyard	20	9	48	6	3-3	8.00
Fergal Apps	17	2	70	7	4-14	10.00
Liam Bacon	23.5	2	69	6	2-6	11.50
Flynn Ballard	17.3	1	80	3	1-3	26.67
Mitchell Berndt	33.5	2	104	8	3-7	13.00
Hilton Bidgood	27.5	8	72	7	2-4	10.29
Oliver Cathcart	11	1	25	3	2-2	8.33
James Clarke	16	1	87	-	0-0	0.00
Dylan Cope	22.2	4	43	3	1-6	14.33
Max Curnow	24	1	110	4	2-8	27.50
Patrick Denholm	16	2	48	3	1-3	16.00
Edin Duke	20	4	49	3	2-6	16.33
Oliver Early	17	1	43	-	0-3	0.00
Jackson Eason	34.5	4	110	6	2-9	18.33
Daniel Eddy	16	1	43	1	1-11	43.00
Jack Eldridge	10	-	46	2	2-20	23.00
Max Evans	17.3	4	76	3	3-34	25.33
Alexander Fenton	20	1	76	4	3-20	19.00
Thomas Fischer	10	1	25	1	1-11	25.00
Campbell Forbes	23	3	63	3	2-13	21.00
Riley Grace	15	4	53	6	3-7	8.83
Jackson Gudgeon	14	2	43	3	2-14	14.33
Heath Gulliver	34.1	3	137	6	2-11	22.83
Darcy Hammond	13	-	38	3	2-14	12.67
Nathan Harding	5	-	26	2	2-10	13.00
Harvey Hindman	20	4	36	2	1-6	18.00
Lachlan Hobart	8	-	38	2	1-12	19.00
Harry Hull	23.1	3	69	6	5-10	11.50
Harry Hunter	17	4	63	3	2-0	21.00
Sam Ireland	22.5	2	86	6	2-17	14.33
Zanden Jeh	30	8	52	13	3-6	4.00
Dominic Jones	27	7	57	3	2-2	19.00
Harry Lyons	15	2	51	2	1-1	25.50
Cooper Mackie	-	-	-	-	-	-
Hayley Mackie	10	-	57	-	0-8	0.00
Lachlan Mainey	8	1	36	1	1-28	36.00
Jack E McCabe	21	6	58	8	4-9	7.25
Joel McClure	16	2	68	4	2-5	17.00
Matthew McDonnell	10	-	116	-	0-9	0.00
George Mellick	22.3	2	96	3	1-0	32.00
Jayden Muller	9	-	33	1	1-7	33.00
William Mulvenna	29	2	104	6	4-43	17.33
Ben Murdoch	25	3	89	3	1-11	29.67
Krishna Nair	25	4	97	11	3-11	8.82
Ben Nielsen	28.5	8	70	5	2-15	14.00
Max Nielsen	37.3	6	125	9	2-2	13.89
Connor Nowlan	27	3	75	5	3-23	15.00
Alex Patane	18	3	48	5	2-17	9.60
Patrick Pearce	9	-	47	2	1-10	23.50
Zachary Pennisi	18	3	92	1	1-46	92.00
William Petersen	21	8	58	4	2-0	14.50
Thomas Pfitzner	24.1	9	52	8	3-3	6.50
Tomas Philp	14	1	54	2	1-24	27.00
Robert Schulze	38	2	162	16	4-23	10.12
Mitchell Searle	27	8	76	12	5-12	6.33
Harry Shaw	19.5	1	93	3	2-8	31.00

UNDER 13 BOWLING continued

Player	Overs	Maidens	Runs	Wickets	Best	Average
Nicholas Shay	14	2	67	2	1-15	33.50
Tom Siddle	19.3	6	40	6	3-2	6.67
Ethan Smith	22	2	62	3	2-5	20.67
Hayden Spencer	-	-	-	-	-	-
Lachlan Steedman	12	2	48	-	0-4	0.00
James Theile	-	-	-	-	-	-
Tom Thorpe	9	1	67	-	0-6	0.00
Angus Tolhurst	19	1	62	1	1-10	62.00
Liam Toy-Wagner	36	5	97	6	2-15	16.17



Zanden Jeh - well balanced clipping to the leg side



Valley T20 Blast girls under lights at Yoku Road



VDCC T20 Blast girls on the hallowed turf at the First test at the GABBA

UNDER 12 BATTING (12 teams/136 players)

Player	Innings	Not Outs	Best Score	Runs	Average	Catches	Stumpings	Run Outs
Angus Aitchison-Comino	4	3	21*	36	36.00	-	-	-
Byron Atkinson	8	2	17	77	12.83	1	-	-
Lucio Barbieri	6	-	3	5	0.83	-	-	-
Rupert Barrett	4	1	13	21	7.00	-	-	-
Jaxon Barwell	5	4	46*	78	78.00	1	-	-
Ashton Barwick	6	1	25	39	7.80	-	-	-
Duncan Beattie	2	1	24*	27	27.00	-	-	1
Toby Beattie	3	-	1	2	0.67	1	-	-
Henry Bell	12	1	13*	59	5.36	-	-	-
Jakub Bennett	6	3	51*	104	34.67	1	-	-
Jasper Benson	8	3	36*	88	17.60	-	-	-
Charlie Bergman	8	4	15*	67	16.75	-	-	-
Harrison Black	4	2	31	62	31.00	1	-	-
Lincoln Bland	6	2	21*	57	14.25	3	-	-
Ned Brassil	7	2	35*	99	19.80	-	-	-
Dante Brislan	14	1	17	52	4.00	1	-	1
Charlie Brosnan	1	-	0	-	0.00	-	-	-
S Callaway	7	1	29	96	16.00	-	-	-
Louie Carr-Brown	5	2	13*	28	9.33	-	-	-
Harry Cassidy	5	-	4	10	2.00	-	-	-
Eddie Chapman	6	-	33	122	20.33	-	-	-
Ethan Chapman	6	-	9	30	5.00	-	-	-
James Chapman	6	1	21	68	13.60	-	-	-
Elizabeth Choo	3	-	1	1	0.33	-	-	-
MT Coleman	7	2	5	13	2.60	-	-	-
Anselm Cowley	1	-	19	19	19.00	-	-	-
William Curr	6	1	9	21	4.20	-	-	-
Bailey Dangerfield	4	1	23	34	11.33	-	-	-
Zeke Deacon	6	2	6	21	5.25	-	-	1
Kobe Dent	9	4	9*	50	10.00	-	-	-
William Douglas	6	1	6	19	3.80	3	-	-
Perry Edwards	9	-	9	34	3.78	-	-	-
Kyle Ephraims	6	2	31*	92	23.00	-	-	-
Ben Ferrier	7	2	25*	54	10.80	-	-	-
Jack Fewster	6	3	33*	113	37.67	2	-	-
Daniel Fitzgerald	6	2	16*	43	10.75	-	-	-
Harry Forster	4	3	63*	158	158.00	-	-	-
Conor Foxlee	14	9	17*	90	18.00	-	-	-
Henry France	4	-	3	6	1.50	-	-	-
Joel Furnell	5	2	57	148	49.33	2	-	-
Joseph Galvin	4	1	4	7	2.33	-	-	-
Matthew Gant	12	3	16*	53	5.89	2	-	2
Lachlan Gardner	5	-	8	18	3.60	-	-	-
Ned Giess	8	2	7*	9	1.50	-	-	-
Alexander Gordon	6	-	6	23	3.83	1	-	-
Angus Griffin	4	1	103*	159	53.00	1	-	-
James Grimson	4	1	21*	41	13.67	1	-	1
WT Hancock	6	1	22	61	12.20	-	-	-
Matthew Hardy	13	1	6	15	1.25	1	-	-
Tomos Hedges	4	1	11	14	4.67	-	-	-
Finn Hellowell	3	-	13	14	4.67	-	-	1
Alex Henry	6	2	25	44	11.00	-	-	-
Thomas Hoffman	6	2	26*	78	19.50	-	-	-
Max Hrstich	12	2	27	94	9.40	-	-	-
Ryan Hughes	6	1	50*	94	18.80	-	-	-
Brent Humphreys	6	1	33	69	13.80	-	-	-
William Hunter	5	-	3	5	1.00	1	-	-
William Hynes	3	2	14*	24	24.00	-	-	-
Cale Innes	6	-	11	36	6.00	2	-	-
Jaid Isai	7	4	23	67	22.33	-	-	-
T Jones	5	-	2	4	0.80	-	-	-
Thomas Joy	3	-	6	10	3.33	-	-	-
Samuel Keir	7	2	19	45	9.00	-	-	-
Clancy Kelly	6	1	55	113	22.60	2	-	-
Samuel Keogan	1	-	0	-	0.00	-	-	-
Jackson Key	6	2	11	21	5.25	-	-	-
Angus Killen	7	3	22*	33	8.25	-	-	-

UNDER 12 BATTING continued

Player	Innings	Not Outs	Best Score	Runs	Average	Catches	Stumpings	Run Outs
Olliver King	6	1	14	27	5.40	1	-	-
Darcy Lewis	6	2	63*	115	28.75	1	-	-
Sebastian Luongo	6	1	8	24	4.80	1	-	-
Edward Lynch	3	1	12	24	12.00	1	-	-
Daniel Lynn	5	-	2	2	0.40	-	-	-
Cooper Mackie	6	3	62*	186	62.00	1	-	1
Eli Maieron	5	3	52*	104	52.00	1	-	-
Armaan Mall	8	-	50	85	10.62	1	-	-
Aiden Manderson	7	-	2	5	0.71	-	-	-
Alexander Marshall	3	-	0	-	0.00	1	-	1
Will Martin	3	-	17	18	6.00	1	-	-
Jack McAuliffe	6	2	16*	36	9.00	-	-	1
Daniel McBride	5	1	2	4	1.00	-	-	-
Jack R McCabe	7	3	19*	35	8.75	-	-	-
Cooper McFadden	8	4	35*	87	21.75	3	-	-
Jessica McGill	1	-	0	-	0.00	1	-	-
Like McGill	4	2	33*	72	36.00	2	-	-
Archie McGown	6	3	29*	55	18.33	1	-	-
Lachlan McIntyre	4	1	8*	9	3.00	1	-	-
Nathan McKarzel	6	2	28	93	23.25	1	-	-
Oscar Meutermans	4	3	53	127	127.00	-	-	-
Isaac Mills	6	5	41*	132	132.00	1	-	-
Max Mobbs	4	1	7	12	4.00	-	-	2
Max Mortess	4	1	20	22	7.33	1	-	-
Nicholas Muir	4	3	36*	87	87.00	-	-	-
Angus Munn	4	1	15*	20	6.67	2	-	-
Patrick Newman	6	-	27	66	11.00	2	-	-
AR Nicol	5	-	12	16	3.20	-	-	-
Jesse O'Neill	4	1	44	101	33.67	1	-	-
Darcy O'Rourke	6	1	13*	29	5.80	-	-	-
Ethan Page	6	2	2	6	1.50	-	-	-
Yuvraj Panesar	8	3	31*	49	9.80	-	-	-
Freddie Power	5	1	6	10	2.50	-	-	-
Caleb Preston	6	1	3*	9	1.80	-	-	-
Hunter Price	7	4	33	56	18.67	-	-	-
Jack Psaros	7	1	9	15	2.50	1	-	-
Matthew Pyman	6	3	20*	68	22.67	-	-	-
Braden Querido	7	2	23	52	10.40	2	-	-
Eshaan Raj	6	3	36*	94	31.33	-	-	-
Sanjeev Raju	7	2	2*	7	1.40	-	-	-
Benjamin Roachock	5	1	4*	14	3.50	-	-	-
Oliver Rogers	6	2	6*	22	5.50	-	-	-
Manny Samios	3	-	24	31	10.33	-	-	2
Jacob Saragossi	7	1	1	2	0.33	-	-	-
Maximilian Sawley	6	4	37*	120	60.00	-	-	-
Louis Schnitzerling	6	3	44*	76	25.33	1	-	-
Archer Schroor	3	2	40*	65	65.00	-	-	-
Tom Scriven	6	1	4*	9	1.80	-	-	-
Andrew Shuttleton	5	1	16*	33	8.25	-	-	-
Charlie Sims	6	4	37*	88	44.00	2	-	2
Flynn Smith	7	2	29*	67	13.40	-	-	-
Louis Sones	7	4	11*	27	9.00	-	-	-
Patrick Spooner	7	4	21*	61	20.33	1	-	-
William Staib	6	3	51*	104	34.67	-	-	-
Tom Stephens	6	1	13	31	6.20	1	-	-
Kyrel Stewart	6	2	21	76	19.00	-	-	-
Thomas Stoddart	3	1	15*	22	11.00	2	-	-
Sebastian Towler	2	1	10*	14	14.00	-	-	-
Dylan Treston	5	2	15*	35	11.67	1	-	1
Oliver Vandenberg	6	2	7*	29	7.25	1	-	-
Louie Watt	5	1	18*	55	13.75	-	-	-
Liam Webb	6	3	20*	57	19.00	-	-	1
James West	4	1	7*	13	4.33	-	-	-
Tristan West	14	1	28	133	10.23	-	-	-
Charlie White	5	2	22*	50	16.67	-	-	-
Cameron Willis	13	9	37*	257	64.25	-	-	-
Liam Wilson	5	2	21*	58	19.33	-	-	-

UNDER 12 BATTING continued

Player	Innings	Not Outs	Best Score	Runs	Average	Catches	Stumpings	Run Outs
Noah Zanardo	3	2	20	51	51.00	2	-	-
Marcus Zipf	4	2	27*	49	24.50	-	-	-

UNDER 12 BOWLING (12 teams/136 players)

Player	Overs	Maidens	Runs	Wickets	Best	Average
Angus Aitchison-Comino	22	2	87	1	1-33	87.00
Byron Atkinson	24	4	61	6	2-1	10.17
Lucio Barbieri	20	-	110	1	1-33	110.00
Rupert Barrett	9.5	-	46	2	2-5	23.00
Jaxon Barwell	18	2	25	1	1-6	25.00
Ashton Barwick	17	1	58	6	2-5	9.67
Duncan Beattie	7.2	-	30	2	2-7	15.00
Toby Beattie	10	1	37	2	1-12	18.50
Henry Bell	36	1	183	5	1-11	36.60
Jakub Bennett	14	-	78	1	1-23	78.00
Jasper Benson	22	3	84	3	1-3	28.00
Charlie Bergman	18	3	54	3	1-2	18.00
Harrison Black	15	2	49	1	1-16	49.00
Lincoln Bland	18	3	63	1	1-15	63.00
Ned Brassil	19	3	39	5	2-2	7.80
Dante Brislan	36	4	150	9	4-10	16.67
Charlie Brosnan	-	-	-	-	-	-
S Callaway	14.4	2	102	2	1-29	51.00
Louie Carr-Brown	-	-	-	-	-	-
Harry Cassidy	17	3	42	2	2-15	21.00
Eddie Chapman	23	3	87	5	1-4	17.40
Ethan Chapman	2	-	14	-	0-14	0.00
James Chapman	23	1	71	7	4-12	10.14
Elizabeth Choo	18.3	1	81	4	2-13	20.25
MT Coleman	17	-	78	2	1-11	39.00
Anselm Cowley	4	-	25	-	0-25	0.00
William Curr	15	2	50	1	1-18	50.00
Bailey Dangerfield	16	3	75	2	1-4	37.50
Zeke Deacon	16	-	48	3	3-14	16.00
Kobe Dent	25	1	136	7	2-26	19.43
William Douglas	17	1	118	3	2-21	39.33
Perry Edwards	24.2	-	127	3	1-8	42.33
Kyle Ephraims	18	1	83	5	2-11	16.60
Ben Ferrier	19	3	89	6	1-2	14.83
Jack Fewster	18	3	66	5	2-5	13.20
Daniel Fitzgerald	3	-	14	-	0-14	0.00
Harry Forster	19.2	10	21	7	2-2	3.00
Conor Foxlee	37	6	137	4	2-1	34.25
Henry France	15.4	1	56	5	3-7	11.20
Joel Furnell	18	-	69	4	3-12	17.25
Joseph Galvin	13	1	64	-	0-8	0.00
Matthew Gant	40.5	4	194	8	2-8	24.25
Lachlan Gardner	16	1	77	6	2-5	12.83
Ned Giess	19	-	66	3	2-12	22.00
Alexander Gordon	17	2	91	-	0-13	0.00
Angus Griffin	18.1	4	49	7	4-11	7.00
James Grimson	15	-	60	3	1-4	20.00
WT Hancock	24	4	81	6	4-7	13.50
Matthew Hardy	34.4	3	217	4	1-11	54.25
Tomos Hedges	15	-	57	2	1-20	28.50
Finn Hellowell	13	-	83	3	2-15	27.67
Alex Henry	18	2	60	4	2-9	15.00
Thomas Hoffman	21	3	80	5	2-11	16.00
Max Hrstich	41	3	195	9	2-11	21.67
Ryan Hughes	10	1	38	1	1-4	38.00
Brent Humphreys	17	-	79	1	1-8	79.00
William Hunter	2	-	8	-	0-8	0.00
William Hynes	15	4	23	6	3-5	3.83
Cale Innes	15	-	105	2	2-20	52.50
Jaid Isai	16	4	61	2	1-8	30.50

UNDER 12 BOWLING continued

Player	Overs	Maidens	Runs	Wickets	Best	Average
T Jones	14	-	135	3	2-21	45.00
Thomas Joy	8	1	34	-	0-13	0.00
Samuel Keir	2	-	12	-	0-12	0.00
Clancy Kelly	23	6	46	6	1-1	7.67
Samuel Keogan	-	-	-	-	-	-
Jackson Key	13	-	54	4	3-7	13.50
Angus Killen	24	-	105	3	1-6	35.00
Olliver King	16	5	39	4	2-7	9.75
Darcy Lewis	20	6	33	5	3-14	6.60
Sebastian Luongo	15	2	56	7	3-7	8.00
Edward Lynch	16	2	64	3	1-5	21.33
Daniel Lynn	16	-	100	4	2-22	25.00
Cooper Mackie	18.5	3	61	2	1-4	30.50
Eli Maieron	18	1	65	1	1-11	65.00
Armaan Mall	25	2	69	1	1-9	69.00
Aiden Manderson	17	3	44	1	1-26	44.00
Alexander Marshall	7.2	1	19	2	2-17	9.50
Will Martin	5.5	1	35	1	1-24	35.00
Jack McAuliffe	17	3	43	4	1-2	10.75
Daniel McBride	16	-	79	4	2-28	19.75
Jack R McCabe	23	1	111	6	1-1	18.50
Cooper McFadden	26	-	87	7	4-6	12.43
Jessica McGill	2	-	28	-	0-28	0.00
Like McGill	15.5	5	59	4	2-17	14.75
Archie McGown	18	5	55	4	3-10	13.75
Lachlan McIntyre	9	-	40	2	1-8	20.00
Nathan McKarzel	15.4	5	27	4	2-6	6.75
Oscar Meutermans	12	4	31	2	1-8	15.50
Isaac Mills	22	5	61	6	3-1	10.17
Max Mobbs	15.2	1	66	2	1-2	33.00
Max Mortess	10	1	40	1	1-16	40.00
Nicholas Muir	16.1	3	53	6	2-15	8.83
Angus Munn	11	2	27	3	2-2	9.00
Patrick Newman	15	-	76	2	1-9	38.00
AR Nicol	12	2	45	1	1-4	45.00
Jesse O'Neill	19	7	49	1	1-6	49.00
Darcy O'Rourke	19	7	38	8	3-0	4.75
Ethan Page	12.3	-	44	2	1-3	22.00
Yuvraj Panesar	23	6	47	2	1-0	23.50
Freddie Power	2	-	19	-	0-19	0.00
Caleb Preston	16	1	98	2	1-8	49.00
Hunter Price	24	5	81	3	2-6	27.00
Jack Psaros	17	1	132	3	1-2	44.00
Matthew Pyman	3	-	11	-	0-11	0.00
Braden Querido	25	3	69	6	2-41	11.50
Eshaan Raj	22	5	39	4	2-1	9.75
Sanjeev Raju	19	1	104	4	1-4	26.00
Benjamin Roachock	13	-	43	5	3-3	8.60
Oliver Rogers	18	3	36	4	2-0	9.00
Manny Samios	9	-	32	1	1-1	32.00
Jacob Saragossi	12	-	67	-	0-6	0.00
Maximilian Sawley	22	5	53	3	1-9	17.67
Louis Schnitzerling	12	5	34	5	4-11	6.80
Archer Schroor	9	-	56	1	1-45	56.00
Tom Scriven	18.5	4	69	4	2-7	17.25
Andrew Shuttleton	13.5	1	79	2	1-15	39.50
Charlie Sims	25	7	51	6	2-4	8.50
Flynn Smith	3	-	16	-	0-16	0.00
Louis Sones	21	4	66	6	2-7	11.00
Patrick Spooner	17	4	50	3	2-19	16.67
William Staib	3	-	12	-	0-12	0.00
Tom Stephens	17.5	2	64	5	2-10	12.80
Kyrel Stewart	19	-	104	3	1-11	34.67
Thomas Stoddart	10	1	33	1	1-22	33.00
Sebastian Towler	10	-	44	4	3-9	11.00
Dylan Treston	3	-	12	-	0-12	0.00
Oliver Vandenberg	17	1	60	4	2-7	15.00
Louie Watt	-	-	-	-	-	-

UNDER 12 BOWLING continued

Player	Overs	Maidens	Runs	Wickets	Best	Average
Liam Webb	19.1	1	69	5	3-10	13.80
James West	14.1	1	68	1	1-18	68.00
Tristan West	31.5	5	159	6	2-21	26.50
Charlie White	20	2	69	5	4-4	13.80
Cameron Willis	44.5	9	108	10	3-13	10.80
Liam Wilson	14	-	58	3	1-2	19.33
Noah Zanardo	15.2	5	27	2	1-2	13.50
Marcus Zipf	11.5	1	33	2	2-10	16.50



Coach James Durkin and Valley girls



Great mateships are made at Valley



Josh Durkin got a newspaper clipping for his 7/35 vs SEQ for his U14 Brisbane North Development team.

UNDER 11 BATTING (15 teams / 196 players)

Player	Innings	Not Outs	Best Score	Runs	Average	Catches	Stumpings	Run Outs
Ben Adams	5	2	35*	73	24.33	-	-	-
Thomas Aldridge	10	2	7	20	2.50	-	-	-
Christopher Allen	9	4	12*	42	8.40	-	-	-
Sam Allpass	13	1	11	51	4.25	-	-	-
Finlay Ambrose	6	1	20	55	11.00	-	-	-
Joshua Andersen	4	2	5*	9	4.50	-	-	-
Thomas Andersen	3	2	19*	49	49.00	4	-	1
Liam Anderson	6	4	17*	73	36.50	-	-	-
Will Andrews	13	3	27*	118	11.80	1	-	1
Alice Barker	6	4	22*	79	39.50	-	-	1
Oliver Barrie	4	-	3	6	1.50	-	-	-
Tasman Barry	7	1	30*	95	15.83	2	-	-
Orlando Bell-Bray	2	-	14	16	8.00	-	-	-
Sabian Bell-Bray	2	1	26*	26	26.00	-	-	-
Genevieve Bond	7	1	13	37	6.17	-	-	-
Charlie Breedon	9	3	13*	28	4.67	-	-	-
Thomas Brentnall	5	-	8	13	2.60	-	-	-
Alex Brown	4	1	18*	25	8.33	-	-	-
Dougal Brown	13	1	17	52	4.33	1	-	-
Luca Brown	6	2	7*	12	3.00	-	-	-
Oscar Brown	12	6	28*	172	28.67	1	1	-
Oliver Buck	11	5	5*	26	4.33	-	-	-
Oscar Burg	4	1	7	13	4.33	1	-	1
Hamish Burton	11	5	7*	30	5.00	-	-	-
Sam Burton	13	5	12	42	5.25	-	-	-
Will Burton	5	-	11	15	3.00	-	-	-
Rohan Cahill	2	1	15	16	16.00	-	-	-
Cooper Caines	12	7	25	95	19.00	1	-	-
Max Clark	3	3	47*	130	-	-	-	-
Casper Cole	9	4	14	47	9.40	1	-	-
Kaleb Collings	13	6	19*	45	6.43	-	-	1
William Collins	2	1	4	7	7.00	-	-	-
Jenson Cook	10	3	52*	135	19.29	2	-	-
Dylan Cooper	13	2	15	58	5.27	-	-	1
Harry Cope	13	6	32	119	17.00	-	-	-
Leo Copeman-Hill	10	5	6*	27	5.40	2	-	-
Rudy Coulam	5	3	60*	109	54.50	-	-	-
Ben Courtenay	7	3	8*	22	5.50	-	-	-
Callum Craig	11	2	9	29	3.22	-	-	-
Jay Crighton	13	8	33*	180	36.00	1	-	-
Andrew Crook	2	1	32*	44	44.00	1	-	-
Hugo Cunneen	12	2	5	12	1.20	-	-	1
Cusack, Tom	6	2	13*	25	6.25	-	-	-
Flynn Daghlish	11	2	22	66	7.33	-	-	-
Riley Daghlish	13	2	23	54	4.91	-	-	-
Julian Dargie	10	4	19	44	7.33	2	-	-
William Dent	4	2	31*	55	27.50	2	-	-
Matthew Donaldson	6	-	13	32	5.33	-	-	-
Jayden Draper	2	-	23	24	12.00	-	-	-
Ethan Du Payne	7	2	8*	24	4.80	1	-	-
Harrison Eason	10	5	46*	120	24.00	1	-	-
Rory Easton	9	3	34	156	26.00	3	-	-
Xavier Evans	5	2	50*	101	33.67	-	-	-
Ben Ferguson	6	5	35*	85	85.00	-	-	-
Fitzgerald, Elton	6	1	15	54	10.80	-	-	-
Cormac Flanagan	12	-	5	15	1.25	1	-	-
HD Forster	4	-	9	10	2.50	-	-	-
Sam Fowler	10	-	9	23	2.30	-	-	-
Elijah Foxover	8	5	31*	111	37.00	-	-	-
Declan Frechtling	2	-	5	5	2.50	-	-	-
Riley Gaines	9	5	45*	154	38.50	-	-	-
Nick Gallagher	5	-	4	5	1.00	2	-	-
Dylan Gant	2	1	5*	6	6.00	-	-	-
Will Gatehouse	5	1	4	10	2.50	-	-	-
Joseph Gentile	8	1	5	12	1.71	-	-	-
Harry Gould	5	1	12	30	7.50	-	-	-
Jamie Grant	5	2	4*	8	2.67	-	-	-

UNDER 11 BATTING continued

Player	Innings	Not Outs	Best Score	Runs	Average	Catches	Stumpings	Run Outs
Nicholas Griffin	7	2	20	47	9.40	-	-	-
Patrick Groom	3	1	41	60	30.00	-	-	-
Sol Hancock	5	2	43	66	22.00	-	-	2
Joshua Hannell	12	6	44*	148	24.67	1	-	1
Max Hardcastle	14	4	10	40	4.00	-	-	-
Hartley Harrison	8	2	15*	27	4.50	1	-	1
Ryan Harten	13	5	73*	167	20.88	-	-	-
Nicholas Hatzipetrou	15	6	36*	157	17.44	2	-	-
Angus Henderson	5	-	1	2	0.40	-	-	-
Nicholas Henry	2	-	23	40	20.00	-	-	-
James Henselien	6	1	5*	5	1.00	-	-	-
Guy Hilditch	10	6	41*	131	32.75	1	-	1
Cameron Hobart	8	2	37*	83	13.83	1	-	1
Gabe Hogarth Howes	6	2	33*	80	20.00	-	-	-
Brodie Hollins	12	1	25	149	13.55	-	-	-
James Horton	6	4	38*	116	58.00	-	-	-
Tom Horton	7	1	10*	13	2.17	-	-	-
Lachlan Huntley	6	2	8	22	5.50	1	-	3
Thomas Hurwood	6	4	14*	53	26.50	1	-	1
Joseph Ikin	13	7	53*	193	32.17	1	-	-
Reuben Jaimeson	5	1	5*	13	3.25	-	-	-
Lachlan Jenkins	9	5	24	108	27.00	-	-	-
Lucas Jennings	11	2	6	19	2.11	-	-	1
Nicholas Keir	2	-	6	11	5.50	-	-	-
Douglas Kirkland	2	1	13*	13	13.00	-	-	-
Tom Kitson	3	-	3	5	1.67	-	-	-
Reuben Kopec	9	4	24*	87	17.40	1	-	-
George Labrom	6	5	23*	84	84.00	-	-	-
Nicholas Lavis	6	4	14*	48	24.00	-	-	-
Orlando Leavy	3	1	6*	6	3.00	-	-	-
Olliver Lister	10	2	33*	95	11.88	3	-	-
Ethan Love	2	-	9	15	7.50	-	-	-
Jack Love	2	-	8	12	6.00	-	-	-
George Lum	6	3	5*	12	4.00	-	-	-
Douglas Macdonald	4	2	11*	24	12.00	1	-	-
Lachlan Mackay	7	4	26*	88	29.33	1	-	-
Ben Mackie-Smith	3	1	6*	10	5.00	-	-	-
Tom Maguire	5	2	7	18	6.00	-	-	-
Noah Maieron	2	-	3	5	2.50	-	-	-
Harry Mainey	4	1	6	17	5.67	-	-	-
Simon Marriott	5	1	10*	14	3.50	-	-	-
Henry Marton	12	4	22*	87	10.88	3	-	1
Bailey McCabe	10	3	24	71	10.14	3	-	1
Jacob McCall	2	1	29	42	42.00	-	-	-
Lachlan McCall	1	1	11*	11	-	-	-	-
Ben McCann	9	5	54*	143	35.75	1	-	-
Charles McCauley	11	5	21*	90	15.00	-	-	-
Alistair McClure	13	5	50*	132	16.50	-	-	-
Harry McKim	6	2	10	35	8.75	4	-	-
Andrew McLeod	5	2	46*	99	33.00	-	-	-
Ryan Meiers	10	1	6	16	1.78	-	-	-
Samuel Mellick	10	2	18*	78	9.75	1	-	1
Andrew Miller	5	4	52*	109	109.00	-	-	1
Thomas Mitchell	6	2	17	51	12.75	-	-	1
Patrick Murray	8	3	33*	75	15.00	-	-	-
William Nash	7	3	35*	92	23.00	1	-	-
Ioan Nicholls	5	1	0*	-	0.00	-	-	-
Billy Nuss	6	4	35*	160	80.00	3	-	-
Rory O'Brien	5	2	15	34	11.33	-	-	-
Aidan O'Connell	4	3	33*	73	73.00	2	-	-
Lachlan O'Neill	12	3	19*	75	8.33	-	-	-
Cooper O'Rourke	7	-	31	79	11.29	1	-	-
Jamieson Parkin	6	3	27*	81	27.00	1	-	-
Harry Parr	5	3	14	33	16.50	-	-	-
Benjamin Parry	7	3	10	35	8.75	-	-	-
Jonathan Parry	6	2	12*	37	9.25	-	-	2
AJ Pennisi	8	2	6	15	2.50	-	-	-

UNDER 11 BATTING continued

Player	Innings	Not Outs	Best Score	Runs	Average	Catches	Stumpings	Run Outs
Gus Pennisi	3	1	5*	10	5.00	-	-	-
Petersen, Charlie	7	1	31*	78	13.00	1	-	-
Ross Phillips	12	5	6*	17	2.43	1	-	-
James Prole	5	2	20*	64	21.33	2	-	-
Thomas Prole	5	3	14	39	19.50	1	-	2
Luca Pulvirenti	6	2	62*	154	38.50	3	-	2
Samuel Purcell	7	3	15*	53	13.25	1	-	-
Fraser Pye	4	1	17	34	11.33	-	-	-
Oliver Rawnsley	2	1	1*	2	2.00	-	-	-
Benjamin Reeves	14	4	13*	57	5.70	-	-	1
Ben Reinke	10	3	10	28	4.00	1	-	-
Matt Ribot	5	1	14	25	6.25	-	-	-
Finian Roantree	5	4	6*	23	23.00	-	-	-
Kurt Roberts	5	2	45	93	31.00	2	-	2
Ned Robin	6	4	52*	139	69.50	-	-	-
Alexander Roe	4	1	50*	51	17.00	-	-	-
Dominic Rowell	5	-	10	12	2.40	-	-	-
Hugo Russ	5	3	25	69	34.50	-	-	-
Flynn Salisbury	12	4	10*	30	3.75	-	-	-
Zac Salter	13	4	28	148	16.44	4	-	-
A Sasinandan	1	-	0	-	0.00	-	-	-
Harry Scriven	2	1	43	47	47.00	-	-	-
Jude Seton	2	1	8	11	11.00	-	-	-
Annabella Shannon	6	2	11*	20	5.00	1	-	1
Spencer Sharman	5	2	6*	9	3.00	-	-	-
Gerard Sheehan	6	3	18*	33	11.00	1	-	-
Oscar Smith	6	2	4	12	3.00	-	-	1
Alex Sneddon	5	3	25*	46	23.00	-	-	-
Sasha Sofronoff	4	-	4	5	1.25	-	-	-
Dylan Soll	9	4	10*	27	5.40	-	-	-
Jude Spann	1	1	9*	9	-	-	-	-
Josh Sparrow	13	4	37*	151	16.78	1	-	-
Oliver Spence	5	2	52*	94	31.33	3	-	-
Aaron Stachurski	12	2	5	15	1.50	-	-	-
Fred Steane-Bear	8	3	16*	35	7.00	-	-	-
Aidan Stream	2	1	6	10	10.00	-	-	-
Mitchell Syrett	-	-	0	-	-	-	-	-
Rhys Syrett	9	3	85*	241	40.17	3	-	-
Hamish Telfer	14	5	26*	73	8.11	-	-	-
Finn Thorpe	7	1	6	12	2.00	-	-	-
Jack Thorpe	6	3	27*	87	29.00	1	-	-
Patrick Tierney	1	1	26*	26	-	-	-	-
Benjamin Tolhurst	4	-	65	85	21.25	1	-	-
Matthew Trotter	5	3	62*	183	91.50	1	-	-
Louis van Winden	7	2	7*	16	3.20	-	-	-
Rn Vengateri	2	1	3	3	3.00	-	-	-
Callum Vidler	9	6	65*	294	98.00	-	-	-
Zachary Vivian	5	-	1	1	0.20	-	-	-
Connor Waite	7	3	15*	43	10.75	-	-	-
Josh Waite	3	1	23*	37	18.50	1	-	2
Ben Watson	5	1	27	45	11.25	-	-	-
Roman Watt	8	5	79	213	71.00	1	-	-
Antwon Weazel	5	-	20	48	9.60	-	-	1
Matthew Wheeley	8	4	27*	51	12.75	-	-	-
Og White	5	2	13	21	7.00	-	-	-
Archer Wickerson	11	1	6	16	1.60	-	-	-
Ronan Wicks	5	1	4	5	1.25	-	-	-
Charles A Wilkinson	5	-	8	30	6.00	1	-	-
Rigby Wilson	11	4	17*	44	6.29	-	-	-
Tom Wright	3	2	29*	56	56.00	-	-	1
James Young	5	1	20	30	7.50	-	-	-
Max Zahner	11	4	6*	25	3.57	2	-	-

UNDER 11 BOWLING (15 teams / 196 players)

Player	Overs	Maidens	Runs	Wickets	Best	Average
Ben Adams	14	-	63	1	1-28	63.00
Thomas Aldridge	23.4	-	120	5	1-1	24.00
Christopher Allen	22	3	83	5	4-17	16.60
Sam Allpass	27.5	-	131	4	2-25	32.75
Finlay Ambrose	14	2	50	1	1-5	50.00
Joshua Andersen	13.5	-	52	2	1-5	26.00
Thomas Andersen	13.2	5	44	6	5-4	7.33
Liam Anderson	14	1	61	2	2-3	30.50
Will Andrews	31.2	1	145	5	1-5	29.00
Alice Barker	15	3	44	6	3-7	7.33
Oliver Barrie	8	-	47	-	0-1	0.00
Tasman Barry	16	5	44	4	1-2	11.00
Orlando Bell-Bray	2	-	7	-	0-7	0.00
Sabian Bell-Bray	3	2	2	-	0-2	0.00
Genevieve Bond	15	1	76	4	2-24	19.00
Charlie Breedon	25	-	209	1	1-22	209.00
Thomas Brentnall	16	3	49	1	1-4	49.00
Alex Brown	4	-	15	-	0-0	0.00
Dougal Brown	13.4	-	87	1	1-14	87.00
Luca Brown	13.1	-	62	3	2-13	20.67
Oscar Brown	27.4	5	83	10	3-17	8.30
Oliver Buck	34	1	137	4	1-7	34.25
Oscar Burg	8	2	19	2	1-2	9.50
Hamish Burton	21.3	-	88	1	1-14	88.00
Sam Burton	36	2	165	9	3-9	18.33
Will Burton	15	1	73	4	2-15	18.25
Rohan Cahill	6.5	1	19	1	1-8	19.00
Cooper Caines	28.1	3	141	4	2-14	35.25
Max Clark	7	-	29	1	1-14	29.00
Casper Cole	40	7	97	7	2-9	13.86
Kaleb Collings	36	3	130	6	2-6	21.67
William Collins	6	-	11	5	3-5	2.20
Jenson Cook	31	13	76	7	2-0	10.86
Dylan Cooper	30.1	3	131	1	1-7	131.00
Harry Cope	36	6	107	10	4-17	10.70
Leo Copeman-Hill	38	4	91	4	2-4	22.75
Rudy Coulam	9.5	-	50	2	2-13	25.00
Ben Courtenay	11	-	60	1	1-10	60.00
Callum Craig	35	1	203	8	2-13	25.38
Jay Crighton	36	11	99	8	2-4	12.38
Andrew Crook	10	4	15	3	2-0	5.00
Hugo Cunneen	17.5	1	101	2	1-10	50.50
Cusack, Tom	13	2	40	3	1-2	13.33
Flynn Daghish	11	2	58	3	2-16	19.33
Riley Daghish	15.4	-	91	1	1-27	91.00
Julian Dargie	26	2	106	8	2-3	13.25
William Dent	12	3	29	1	1-11	29.00
Matthew Donaldson	15	-	80	-	0-7	0.00
Jayden Draper	2	-	6	-	0-6	0.00
Ethan Du Payne	24.2	8	51	7	3-11	7.29
Harrison Eason	34.5	3	122	8	2-4	15.25
Rory Easton	29	2	93	11	3-13	8.45
Xavier Evans	10	-	46	2	2-8	23.00
Ben Ferguson	18	2	54	4	2-9	13.50
Fitzgerald, Elton	14	1	36	6	2-2	6.00
Cormac Flanagan	17.5	-	144	1	1-8	144.00
HD Forster	6	-	22	1	1-9	22.00
Sam Fowler	19.1	1	111	2	1-9	55.50
Elijah Foxover	29.2	1	153	2	1-10	76.50
Declan Frechtling	3	-	14	-	0-14	0.00
Riley Gaines	32.4	5	133	6	2-10	22.17
Nick Gallagher	17	4	40	2	1-3	20.00
Dylan Gant	3	-	15	-	0-15	0.00
Will Gatehouse	10	-	30	1	1-9	30.00
Joseph Gentile	16	-	72	1	1-4	72.00
Harry Gould	12	1	61	4	3-10	15.25
Jamie Grant	14.2	-	89	2	1-9	44.50
Nicholas Griffin	34.2	4	110	9	2-3	12.22

UNDER 11 BOWLING continued

Player	Overs	Maidens	Runs	Wickets	Best	Average
Patrick Groom	11.4	1	45	4	2-1	11.25
Sol Hancock	23	9	37	5	2-14	7.40
Joshua Hannell	21.3	1	119	6	2-7	19.83
Max Hardcastle	32.5	2	157	7	2-4	22.43
Hartley Harrison	19	-	103	2	1-26	51.50
Ryan Harten	36.5	6	95	8	3-5	11.88
Nicholas Hatzipetrou	32.4	2	135	5	2-23	27.00
Angus Henderson	13.5	1	51	2	1-1	25.50
Nicholas Henry	2	-	10	1	1-10	10.00
James Henselien	16	-	113	3	1-12	37.67
Guy Hilditch	39	3	114	7	2-5	16.29
Cameron Hobart	42	7	121	11	5-11	11.00
Gabe Hogarth Howes	16.5	4	33	6	3-10	5.50
Brodie Hollins	34	10	74	12	3-3	6.17
James Horton	14.3	2	39	10	3-3	3.90
Tom Horton	12	1	59	1	1-11	59.00
Lachlan Huntley	15	-	63	2	1-6	31.50
Thomas Hurwood	15	4	51	3	1-0	17.00
Joseph Ikin	36	13	72	13	5-9	5.54
Reuben Jaimeson	10	-	36	1	1-3	36.00
Lachlan Jenkins	28.3	1	81	9	2-6	9.00
Lucas Jennings	14.3	-	118	-	0-9	0.00
Nicholas Keir	2	-	8	1	1-8	8.00
Douglas Kirkland	2	-	3	1	1-3	3.00
Tom Kitson	8	-	35	3	2-3	11.67
Reuben Kopec	32	4	108	8	2-11	13.50
George Labrom	16	1	55	4	1-1	13.75
Nicholas Lavis	13	1	60	2	1-13	30.00
Orlando Leavy	10.4	1	31	1	1-4	31.00
Olliver Lister	40.5	8	107	11	3-13	9.73
Ethan Love	2	1	2	1	1-2	2.00
Jack Love	2	-	14	1	1-14	14.00
George Lum	13	-	86	1	1-10	86.00
Douglas Macdonald	9.5	-	23	2	1-3	11.50
Lachlan Mackay	15	3	36	6	2-18	6.00
Ben Mackie-Smith	8	-	36	1	1-32	36.00
Tom Maguire	15	-	75	4	2-21	18.75
Noah Maieroni	2	-	10	-	0-10	0.00
Harry Mainey	8	-	46	1	1-3	46.00
Simon Marriott	18	2	64	3	1-5	21.33
Henry Marton	30.5	4	158	4	1-1	39.50
Bailey McCabe	38	2	131	1	1-12	131.00
Jacob McCall	9	3	23	2	1-3	11.50
Lachlan McCall	3	-	25	-	0-25	0.00
Ben McCann	32	1	122	5	2-9	24.40
Charles McCauley	33.3	6	103	10	3-2	10.30
Alistair McClure	36	4	120	6	1-3	20.00
Harry McKim	12	3	44	4	2-2	11.00
Andrew McLeod	17	2	69	5	1-2	13.80
Ryan Meiers	32	2	126	10	3-18	12.60
Samuel Mellick	28.5	7	68	10	4-10	6.80
Andrew Miller	15	4	53	5	2-20	10.60
Thomas Mitchell	13	1	62	5	2-1	12.40
Patrick Murray	26	2	109	7	2-4	15.57
William Nash	15	1	79	9	3-6	8.78
Ioan Nicholls	9	-	65	-	0-12	0.00
Billy Nuss	16	3	31	2	1-1	15.50
Rory O'Brien	9	-	24	1	1-3	24.00
Aidan O'Connell	10	3	33	1	1-19	33.00
Lachlan O'Neill	27.3	1	83	4	1-2	20.75
Cooper O'Rourke	24	6	81	6	3-9	13.50
Jamieson Parkin	20	4	67	5	2-5	13.40
Harry Parr	16	4	39	4	2-16	9.75
Benjamin Parry	12	1	67	1	1-7	67.00
Jonathan Parry	14	-	62	3	1-2	20.67
AJ Pennisi	21	1	98	3	1-5	32.67
Gus Pennisi	11.5	1	48	-	0-1	0.00
Petersen, Charlie	16	4	58	-	0-3	0.00

UNDER 11 BOWLING continued

Player	Overs	Maidens	Runs	Wickets	Best	Average
Ross Phillips	36	4	140	4	2-16	35.00
James Prole	15	3	49	4	2-3	12.25
Thomas Prole	16	2	49	5	3-17	9.80
Luca Pulvirenti	18	2	65	2	2-1	32.50
Samuel Purcell	24	1	95	5	3-10	19.00
Fraser Pye	13	4	40	3	1-9	13.33
Oliver Rawnsley	3	-	21	-	0-21	0.00
Benjamin Reeves	36	1	168	3	1-4	56.00
Ben Reinke	37.1	1	134	5	1-9	26.80
Matt Ribot	15.4	2	52	2	2-8	26.00
Finian Roantree	19	1	91	10	3-6	9.10
Kurt Roberts	14.5	2	78	10	8-0	7.80
Ned Robin	18	1	72	3	2-7	24.00
Alexander Roe	7	-	22	2	1-7	11.00
Dominic Rowell	10	-	39	1	1-6	39.00
Hugo Russ	12	-	52	1	1-9	52.00
Flynn Salisbury	27.3	3	105	3	2-18	35.00
Zac Salter	36	8	121	5	1-1	24.20
A Sasinandan	3.3	-	27	-	0-27	0.00
Harry Scriven	5.5	-	18	3	2-2	6.00
Jude Seton	6	1	18	-	0-3	0.00
Annabella Shannon	14	-	87	5	2-18	17.40
Spencer Sharman	12	-	52	3	2-10	17.33
Gerard Sheehan	14.3	3	30	8	3-2	3.75
Oscar Smith	18.4	-	100	6	2-3	16.67
Alex Sneddon	13	1	61	2	1-7	30.50
Sasha Sofronoff	16	-	76	4	1-3	19.00
Dylan Soll	23	-	112	1	1-17	112.00
Jude Spann	5.4	2	31	2	1-3	15.50
Josh Sparrow	26.2	1	104	-	0-7	0.00
Oliver Spence	21	2	67	8	3-6	8.38
Aaron Stachurski	34	1	163	6	2-7	27.17
Fred Steane-Bear	19	1	99	3	2-11	33.00
Aidan Stream	3.3	-	37	1	1-37	37.00
Mitchell Syrett	4	-	38	3	3-38	12.67
Rhys Syrett	27	1	86	11	3-15	7.82
Hamish Telfer	35	11	105	6	1-2	17.50
Finn Thorpe	14	1	84	2	2-18	42.00
Jack Thorpe	16	1	73	2	1-4	36.50
Patrick Tierney	6	1	28	1	1-26	28.00
Benjamin Tolhurst	11	-	41	3	2-15	13.67
Matthew Trotter	14	5	58	2	1-10	29.00
Louis van Winden	20	-	112	1	1-6	112.00
Rn Vengateri	5.4	-	47	1	1-14	47.00
Callum Vidler	33.5	4	122	14	5-14	8.71
Zachary Vivian	17	13	92	3	2-11	30.67
Connor Waite	14	4	27	4	3-0	6.75
Josh Waite	10.5	2	24	1	1-12	24.00
Ben Watson	8	-	33	3	1-4	11.00
Roman Watt	25	7	64	9	3-26	7.11
Antwon Weazel	11	3	30	4	2-6	7.50
Matthew Wheeley	30	-	165	4	1-4	41.25
Og White	11	-	25	1	1-7	25.00
Archer Wickerson	9.4	-	63	2	1-14	31.50
Ronan Wicks	17	3	80	3	1-10	26.67
Charles A Wilkinson	16.2	1	87	5	1-1	17.40
Rigby Wilson	17.3	2	70	5	2-16	14.00
Tom Wright	9.5	2	35	4	2-15	8.75
James Young	19	7	37	10	3-6	3.70
Max Zahner	15	-	95	-	0-11	0.00

UNDER 11 TO OPEN (U17) CLUB APPOINTED INDIVIDUAL TROPHIES

UNDER 11	
Batting Average	Andrew Miller
Bowling Average	James Young
Most Valuable Player	Callum Vidler (294 runs, 14 wkts)
Most Dismissals (ctch/stps)	Thomas Anderson (4 catches)

UNDER 13	
Batting Average	Zanden Jeh (276.00)
Bowling Average	Zanden Jeh (4.00)
Most Valuable Player	Zanden Jeh (276 runs, 13 wickets)
Most Dismissals (ctch/stps)	Dylan Cope (7 catches)

UNDER 15	
Batting Average	Flynn Brien (149.00)
Bowling Average	Matthew Hallam (3.58)
Most Valuable Player	Ben Mooney (150 runs, 9 wickets)
Most Dismissals (ctch/stps)	Flynn Brien (3 catches)

CENTURY SCORERS	1000 RUNS TROPHIES
Edward Backstrom	Ben Mooney
Angus Griffin	Liam Stack
Nick McGill	Hugh Weibgen
Krishna Nair	
Nick Stoddart	

UNDER 12	
Batting Average	Isaac Mills
Bowling Average	Harry Forster
Most Valuable Player	Cameron Willis (257 runs, 10 wkts)
Most Dismissals (ctch/stps)	William Douglas

UNDER 14	
Batting Average	Parth Mehta (82.00)
Bowling Average	Parth Mehta (4.12)
Most Valuable Player	Edward Backstrom (202 runs, 7wkts)
Most Dismissals (ctch/stps)	Edward Backstrom (6 catches)

OPEN UNDER 17	
Batting Average	No qualifiers
Bowling Average	Angus Brien (7.75)
Most Valuable Player	Fyn Anderson (155 runs, 4 wickets)
Most Dismissals (ctch/stps)	Fyn Anderson (4 catches)

1500 RUNS MAJOR TROPHY	HAT TRICKS
Nick Stoddart	Edward Backstrom
	Angus Griffin
NO 50 WICKET TROPHIES	Krishna Nair
	Tom Pfitzner
NO 70 WICKETS TROPHIES	Oliver Spence



Junior Management Committee officials, Karen Willis, Martin Bell and JMC Chairman, Clinton Kempnich, congratulating Martin on him receiving the Frank & Noreen Vidler Memorial Trophy for his great service to junior cricket at VDCC including his tireless efforts as our Juniors Equipment Officer.

U8 - U10 MODIFIED RULES GRADES PLAYER, COACH & MANAGER LISTS

16 Under 10 Teams, 24 Under 9 Teams & 23 Under 8 teams = 63 Teams

UNDER 10 BATS

Bamford, Jasper R
Cope, James E
Davies, Thomas L
Jones, Hayden E
Lancini, Cyrus R
Robinson, Oliver P
Sorensen-Bews, Christian A
Sorensen-Bews, Hamish K
Tallon, Heath W
Tinetti, Tristan C
Wood, Oliver W
Coach: Phil Tinetti
Manager: Darren Jones

UNDER 10 BRUMBIES

Barwick, Kailin H
Cooper, Zane W
Hallion, Tom
Henderson, Mitchell L
Hollins, Dylan W
Howard, Thomas
Howard, Xavier
Landsberg, Caleb T
O'Brien, Tarquin G
O'Malley, Henry J
Thompson, James W
Coach: Carl Hallion
Manager: Paul Henderson

UNDER 10 CROCODILES

Brown, Alex D
Clark, Max S
Clifton, Tom R
Coulam, Rudy
Forster, Hugo D
Gatehouse, Will C
Jamieson, Reuben A
Mainey, Harry T
O'Brien, Rory P
Roe, Alexander S
Rowell, Dominic A
Watson, Ben A
Coach: Colin Clark
Manager: Kate Watson

UNDER 10 CROWS

Alfredson, Joshua W
Boiston, Oliver W
Clarke, Ethan J
Farrell, Declan S
Gardner, Tom
Hughes, Alexander
Knuth, Joshua S
Schnitzerling, Dominic B
Whitta, Rory J
Xidas, Nicholas
Coach: Ray Schnitzerling
Manager: Leeanne Johnson

UNDER 10 EAGLES

Bathersby, Maximillian F
Cahut, Harry M
Casey, Jack N
Coco, Noah T
Davidson, Jake D
Frost, Harry R
Harris, Henry
Jeh, Saxon
Larkin, Jasper A
Nickelson, William A
Smith, Jack H
Coach: Paul Coco
Manager: Mark Frost

UNDER 10 FALCONS

Clay, Oscar
Donovan, Parker J
Dreghorn, Tom M
Griffin, Riley D
Gulliver, Harry L
Henry, Leo D
Kirkland, Jack M
Lyndon, Taj
Morison, Finlay A
Sloan, Carter J
Waite, Lucas B
Willis, Harrison R
Coach: Craig Willis, Gerard Donovan
Manager: Jo Waite

UNDER 10 FOXES

Coleman, Annabel C
Coleman, Poppy M
Denholm, Lucy
Eddy, Sacha R
Harris, Abby L
Russell, Charlotte
Ryan, Billie H
Saines, Poppy J
Stevens, Benjamin J
Toy-Wagner, Renee S
Coach: Mark Harris
Manager: Kay Toy

UNDER 10 GECKOS

Allen, Riley M
Andrews, Samuel J
Ephraims, Joel T
Hicks, Thomas
Knapp, Jude T
Leckie, Jack T
Lewis, Joseph M
Manahan, Luka J
Murray, Maxton S
Nott, Sam R
Williams, Thomas E
Coach: Peter Lewis
Manager: Fiona Knapp

UNDER 10 GOANNAS

Abraham, Arran
Bliss, Rory M
Chapman, Max G
Craig, Xavier
Doherty, Felix R
Dunne, Jack W
Feltham, Duncan A
Horton, Jock
Mellick, Ronan T
White, Oscar G
Coach: Harry White
Manager: Robert Dunne

UNDER 10 KANGAROOS

Allan, Joseph P
Apelt, Alex A
Arnold, Drystan
Barnett, William H
Burnell, Adam C
Hancock, Lucas R
Hrstich, Archie J
Petersen, Jack A
Pickering, Jake C
Pratt, Isaac W
Sudron, Alex
Coach: Martyn Hancock
Manager: Chris Burnell

UNDER 10 KOALAS

Collins, Samuel J
Dauber, Rupert E
Forbes, Oliver J
Grasso, Vinnie J
Grinham, Tom
Hayter, Michael W
Hubbard, Flynn K
Saragossi, Angelos J
Scarcella, Charlie
Sheahan, Denis
Yeomans, Jack S
Young, James C
Coach: John Yeomans, Paul Collins
Manager: Kester Hubbard

UNDER 10 KOOKABURRAS

Bosse, Angus M
Gallagher, Finn P
Gullo, Nicholas D
Harris, Charlie J
Karamihas, Sebastian S
Mahoney, Spencer
O'Rourke, Danny J
Power, Robbie C
Sharland, Matthew C
Simpson, Thomas A
Whitten, Joseph R
Coach: Nathan Sharland
Manager: Belinda Power

UNDER 10 MAGPIES

Benson, Jake O
Cleary, Flynn D
Grimson, Leo M
Kaandorp, Jack
Kaandorp, William
Pope, Harrison J
Siddle, Will R
Steedman, Harrison J
Sweeney, Sam A
Williams, Jackson M
Williams, Thomas C
Coach: Dan Cleary, Mark Williams
Manager: Dale Pope

UNDER 10 QUOKKAS

Anderson, Patrick J
Berwick, Lachlan T
Casey, Daniel J
Dyer, Harrison N
Elliott, Noah J
McCahon, Finn L
Miles, Jonah L
Morris, Lachlan W
Roberts, Nate T
Rogers, Louis C
Staby, Kai E
Coach: Joe Anderson
Manager: Paul Dyer

UNDER 10 REDBACKS

Black, Thomas D
Cochrane, Robert G
Fitzpatrick, Cooper K
Gordon, Oliver J
Hawke, Joshua M
Lynn, Isaac J
Macionis, Samuel J
O'Keeffe, Matthew M
Ruffini, Xavier P
Taylor, Rhys A
Wex, Thomas C
Coach: Jayson Hawke
Manager: Jim Gordon

UNDER 10 WALLABIES

Battley, Askin H
Besley, George F
Clauson, Will J
Douglas, Harry B
Johnson, Daniel C
Macintosh, Alistair S
Mann, Oliver M
McNee, William O
Norman, Nick D
Rogers, William R
Thomas, Edward G
Coach: Oliver Ritchie, Marcus McNee
Manager: Kelly Douglas, Miriam McNee



Under 9 Bilby and Echidna girls at Friday night Super Sixes

UNDER 9 BANDICOOTS

Gentile, Oliver J
Pennisi, Xavier
Rodman, Maximus J
Rossetti, Leo J
Rowston, Matthew T
Steane-Bear, Ernie J
Sweeney, Leon J
Coach: Pino Gentile
Manager: Daniel Bear

UNDER 9 BILBIES

McDade, Charlotte R
McDade, Esther M
Mitchell, Celeste
Mitchell, Sofia
Papas, Amy S
Papas, Ellie I
Massy, Georgie
Coach: Grant Mitchell
Manager: Fran McDade

UNDER 9 BUNYIPS

Challenor, Ted J
Dickman, Kian J
Dittmar, Jasper L
Ferris, Ben A
Greene, Mitchell P
Macpherson, Darragh N
Smith, Billy J
Coach: Glenn Dickman, Glen Challenor
Manager: Glen Challenor

UNDER 9 ECHIDNAS

Durkin, Kara E
Durkin, Madison M
Lamers, Emma
McGill, Jessica L
Rogers, Madison J
Scott, Matilda P
Coach: James Durkin
Manager: Lisa Durkin

UNDER 9 BATS

Foster, Ewan P
Marriott, Oliver P
Moore, Maximilian W
Robertson, Charlie A
Rodgers, Thomas R
Van Winden, Harry M
Wilde, Zachary L
Coach: Neil Foster
Manager: Nicole Rodgers

UNDER 9 BROLGAS

Ackery, Jack R
Fidler, Hunter
Homer, Hugh
Mead, Benjamin M
Munro, Hamish C
Rogers, Isla
Woodward, Andrew J
Coach: Gordon Simpson
Manager: Lucinda Rogers

UNDER 9 EAGLES

Barr-Thomson, Alexander S
Charles, William J
Coleman, Lachlan A
Griffiths, Kobi J
Huntley, Liam H
Lewis, Samuel P
Peters, Alexander W
Coach: Tony Lewis, Peter Barr
Manager: Christie Lewis

UNDER 9 GECKOS

Barry, Jasper
Cusack, Daniel A
Donaldson, Thomas J
Henry, James P
Maguire, Nicholas J
Morrison, Blair A
Parry, Nicholas J
Coach: Greg Cusack
Manager: Terri Cusack

UNDER 9 KANGAROOS

Condon, Callahan J
Douglas, William F
Harding, Noah W
Macklin, Hugo R
O'Rourke, Finn W
Taylor, Jasper J
Pryor, Lucas
Coach: Cambell Harding
Manager: Sam McNee

UNDER 9 KINGFISHERS

FitzGerald, Alec
Hanigan, Conor W
Moramoro, Langanai A
Scarinci, Hugh W
Smith, Coby W
Webb, Jack W
Wright, Sam B
Coach: Alan Moramoro , Shane Scarinci
Manager: Tanya Moramoro

UNDER 9 LIONS

Gaspar, Charlie J
Hughes, Casey J
Lambley, Henry E
Massy, Nate J
Rogers, Gabriel G
Tomley, Sasha J
Wilkinson, Harry C
Coach: Mark Hughes, Matt Tomley
Manager: Louise Gaspar

UNDER 9 LIZARDS

Forrester, Jack
France, Zac H
Gillett, Austin J
Mulcahy, James T
Pittman, Oscar J
Simpson, Joseph J
Treston, Tom P
Coach: Brett Gillett
Manager: Luke Pittman

UNDER 9 LORIKEETS

Brown, Luca J
McCall, Lachlan F
Salter, Jesse F
Smith, Archie C
Stannard, Thomas F
Turner, George M
Winwood, Oliver J
Coach: Nick Winwood
Manager: Emma Smith

UNDER 9 LYREBIRDS

Davidson, Lachlan J
Lister, Harley A
McNamara, Angus
Sanders, Van j
Shepherd, Nicholas J
Spence, Alexander L
Ullman, Parker
Coach: Scott Ullmann
Manager: Brett Spence

UNDER 9 OWLS

Allen-Keeling, William S
Bateman, Daisey G
Chappell, Tom J
Condon, Finn S
Curley, Jim A
Deane, Fox M
Forrest, Benjamin A
Jones, Polly J
Wilkinson, Cole A
Coach: Luke Forrest
Manager: Kate Quinn

UNDER 9 PELICANS

Hopkins, Paul Louis L
Horton, Flynn E
Lukin, Will J
Murphy, Dominic
Norton, Max E
Parkin, Asher W
Woods, Tristan
Coach: Matthew Horton
Manager: Cath Murphy

UNDER 9 PENGUINS

Boys, Owen M
Brandon, James A
Emtage, Jonty D
Gant, Ryan F
Scholes, Hayden B
Turley, Dylan J
Waring, William H
Coach: Damon Emtage, Brad Scholes
Manager: Jacqui Greaves

UNDER 9 SEALS

Comino, Phoebe P
Crighton, Holly M
Crighton, Jessica M
Cunneen, Levi J
Johnston, Gabriel J
Gonzalez, Ambrose
Gower, Angus
Coach: Tim Comino
Manager: Keith Crighton

UNDER 9 STINGRAYS

Ashman, Bailey J
Lewis, Joshua G
Malone, Mason J
Oxenham, Oscar P
Smeaton, Isaac B
Woolaston, James M
Yeomans, Max W
Coach: Danny Malone
Manager: Mark Smeaton

UNDER 9 SUGARGLIDERS

Donnan-Groth, Rory
Gomez, Sebastian J
Krome, Joseph
Leckie, Thor P
McGahan, Jack M
Porteous, Blake R
Toon, Max P
Coach: Angus Leckie
Manager: Matt Toon

UNDER 9 TASMANIAN DEVILS

Frechtling, Ryan C
Mitrovski, Ethan H
O'Neill, Ky B
Reinke, James P
Sully, Camden R
Syrett, Mitchell J
Zandvliet, Nick A
Coach: Nick Syrett
Manager: Rachael Reinke

UNDER 9 WALLABIES

Clark, Angus A
Cross, Fletcher
Duncan, Luke P
Hudson, Cooper J
Jones, Ryan A
Knowles, George S
Robinson, Tiger
Coach: Colin Clark
Manager: John Duncan

UNDER 9 WATERDRAGONS

Beirne, Harry T
Cosgrove, Charlie J
Cosgrove, Sam J
Fanning, Sebastien N
Jones, Alexander J
Keogh, Jacob T
Martyn-Jones, Finnbar P
Coach: Justin Beirne
Manager: Jenny Cosgrove

UNDER 9 WOMBATS

Chan, Tom C
Conti, Marlon J
Durbin, Leuca
Green, Isaac W
Kotze, Luka
Purcell, Matthew
Stanley, William A
Coach: William Chan
Manager: Samantha Cowley

UNDER 8 BARRACUDAS

Barnett, Zachary
Caniffe, Nicholas
Corfield, Baden
Graham, Dean
Hagarty, Breyton
McGinn, Cooper
O'Brien, Henry
Coach: Jason O'Brien
Manager: Kirsten Hagarty

UNDER 8 BRUMBIES

Bacalakis, Theodore J
Bishop, Mitchell G
Casey, Declan L
Laubscher, Zander L
McDade, William S
Polich, Braidyn
Slesarewich, Thomas A
Coach: John Bacalakis, Brian Polich
Manager: Cindy Bacalakis

UNDER 8 BULLS

Blaszczyk, Benjamin M
de Jager, Joshua N
Homer, Alexander
Maynard, Lyndon
Preston, William M
Thirgood, Daniel W
Thirgood, Ben
Coach: Russell Thirgood
Manager: Geoff de Jager

UNDER 8 COLTS

Di Maria, Jack
Horton, Edward P
Lambley, William J
Petersen, Harry J
Roberts, Sid A
Russell, Lachlan
Schmidt, Oliver
Coach: Jason Lambley
Manager: Michelle Petersen

UNDER 8 CROCODILES

Barrett, Clancy L
Brumby, Jack W
Devine, Hugh J
Gomez, Elliot G
McGahan, Finn
Pope, Joshua J
Rowland, Ike S
Coach: Laurie Devine
Manager: Danielle Devine

UNDER 8 CROWS

Andriske, William A
Craig, Harry G
Gillman, Elliott F
Healy, Finn B
Henderson, Charlie W
Rainbow, Max M
Ritchie, William J
Coach: Scott Craig
Manager: Cassie Henderson

UNDER 8 DINGOES

Karoly, Nate W
Mahoney, Oliver P
Meade, Zac
Metzeling, Cayden J
Prichard, Max
Stuart, Cooper J
Weibgen, Harry
Coach: Mark Weibgen, Graeme Stuart
Manager: Maria O'Callaghan

UNDER 8 DOLPHINS

Baker, Lachlan G
Bennett, Miles w
Carracedo, Xavier M
Collins, Isaac M
Dauber, Oliver H
Hansen, Huxley C
Hoops, Zach P
Coach: Grant Baker
Manager: Michelle Baker

UNDER 8 DUCKS

Brandon, Thomas E
Clementson, Hugh R
Mercer, Jack H
Waring, Jackson o
Waring, Matthew P
Wood, Charlie L
Wood, Tom J
Coach: Richard Waring
Manager: Carolyn Clementson

UNDER 8 FALCONS

Clifton, Hamish P
Hudson, Adam R
Lowing, Oliver M
Pringle Tristian
Silvester, Benjamin C
Tsiros, Massimo
Coach: Kim Hudson
Manager: Pina Tsiros

UNDER 8 FOXES

Fergusson, Tyler H
Jackson, Harry N
McGarvey, Oscar O
Quinn, Max
Sandstrom, Ben V
Telford, Luke C
Wu, Daniel X
Coach: Matthew Jackson
Manager: Luci Jackson

UNDER 8 GOANNAS

Andreatidis, Theo J
Huntley (Smith), 'Madison
McDonald, Carter
McKenna, Leo E
Rosanowski, Elizabeth
Smith, Hamish
Stewart, Hamish
Coach: Robb McKenna, Brad Smith, John Rosanowski
Manager: Michael McDonald, Amy Rosanowski

UNDER 8 HAWKS

Burke, Angus M
Condon, Langdon P
Ferguson, Luke J
Miller, Angus W
Van de Beld, Lachlan E
Varvari, Angus H
Waters, Henry J
Coach: Tim Ferguson
Manager: Christina Condon

UNDER 8 KOALAS

Braithwaite, Lachlan
Cleary, Patrick B
Devine, William
McCormack, Flynn
McCormack, Liam
Peake, Robert-Roy
Wex, Benjamin
Coach: Ross McCormack
Manager: Richard Braithwaite

UNDER 8 KOOKABURRAS

Allen, Tate A
Bryant, Oliver W
Bryant, Charlie
Greene, Jackson B
Mellick, Oliver
Miller, Charlie S
Prole, Harry W
Coach: Tim Bryant
Manager: Katie Bryant

UNDER 8 MAGPIES

Andrews, Tobias M
Clarke, Edward T
Harris, Callum H
Gallagher, Daniel J
Gallagher, Joseph
Manahan, Finn T
Miller, Jake J
Coach: Nathan Sharland
Manager: Libby Gallagher

UNDER 8 MANTA RAYS

Bagnall, William
Clay, Harry
Cook, Taj
Higginbotham, Ari
McKinnon, Ashton
McCabe, Lucas
Sloan, Zander
Wilde, Jonah
Coach: Shannon Clay
Manager: Lauren Holmes

UNDER 8 MARLINS

Baldwin, Ben
Barrett, Hugh P
Burke, Hugh
Collins, Patrick J
Hockey, Elliot
Lovely, William P
Yoong, Zachary J
Coach: Paul Collins
Manager: Pete Barrett

UNDER 8 RAMS

Anderson, Kingston
Beauchamp, William
Brewer, Owen A
Cusack, Finnian
Heenan, Francis (Frank)
Morgan, Massimo
Powell, Archie
Manager: Danielle Heenan

UNDER 8 REDBACKS

Blake, George N
Cray, Ewan W
Conti, Marcel J
Kerrigan, Henry M
Kotze, Ivo I
Miall, Elijah E
Rogers, Archie M
Coach: Paul Hanlon
Manager: Georgie Kerrigan

UNDER 8 ROSELLAS

Ambrose, Hugh B
Haling, George A
Mahoney, Blake T
Murray, Fletcher J
O'Keeffe, Dainel Q
Speedy, Luke
Travers, Patrick W
Coach: Tony Speedy
Manager: Rebecca Ambrose

UNDER 8 SHARKS

Branch, Eamon W
Casey, Matthew T
Geldenhuis, Julian P
Jay, Zachary J
Malton, Kian L
Riley, Jed P
Somerville, Sam F
Coach: Pierre Geldenhuis
Manager: Kathryn Jay

UNDER 8 TASSIE TIGERS

Balasubramanian, Siddharth V
Fitzpatrick, Archie R
Flynn, Kian j
McPhee, Cameron J
Roscouet, Louis P
Teall, Henry A
Veneris, William D
Coach: Matt McPhee
Manager: Alan Flynn

ALL TIME JUNIOR RECORDS

PREMIERSHIPS

Open Div 2 (1)	BNJCA: 2013/14	
Under 16 (11)	Old Zone 2 (4):	1975/76, 1980/81, 1981/82, 1982/83
	BNJCA (7):	1994/95, 1997/98, 1998/99, 2000/01, 2001/02, 2002/03, 2006/07
Under 15 (5)	BNJCA: 2004/05, 2006/07, 2007/08, 2014/15, 2015/16	
Under 14 (17)	BNJCA: 1993/93, 1994/95, 1996/97, 1997/98, 1999/00, 2001/02, 2003/04 (2), 2006/07, 2008/09, 2011/12 (2), 2012/13 (2), 2013/14, 2014/15, 2015/16	
Under 13 (15)	BNJCA: 1993/94, 1995/96, 1999/00, 2001/02, 2002/03, 2005/06 (2), 2006/07, 2008/09, 2009/10 (3), 2010/11, 2011/12, 2014/15	

CLUB CHAMPIONSHIPS

1998/99

UNDER 11 – UNDER 17 GRADES TOP ALL TIME PERFORMERS

TOP 10 RUN-SCORERS

	Player	Inn	NO	HS	Runs	Avg
1	Christopher Fitzgerald	39	16	157*	1700	73.91
2	William Oswell	62	26	90	1628	45.22
3	Ben Bowen	64	21	105	1613	37.51
4	Nicholas Stoddart	42	14	151	1558	55.64
5	Nicholas Kruger	44	15	130*	1488	51.31
6	Andrew Tibbles	56	22	90*	1457	42.85
7	Harry Watson	61	22	103*	1393	35.72
8	Michael Thompson	62	28	94*	1333	39.21
9	Shane Kabel	73	14	85*	1308	22.17
10	Adam Peters	69	17	70*	1307	25.13

TOP 10 WICKET-TAKERS

	Player	Overs	Runs	Wkts	Avg	BBowl
1	Matthew Cooper	317	1115	92	12.12	6/24
2	Dylan Sulzer	307	969	83	11.67	4/11
3	Dean Butt	302	681	74	9.20	5/2
4	Haydon Cooper	298	857	73	11.73	5/14
5	James McCorley	262	797	72	11.07	4/4
	Shane Kabel	305	859	72	11.93	6/14
7	Thomas Nelson	266	843	71	11.87	4/19
	Paul Condon	298	913	71	12.86	4/4
9	Stuart Wilkonson	291	722	69	10.46	4/6
	Adam Peters	268	984	69	14.26	4/5

TOP 10 FIELDING DISMISSALS (including 'keepers)

	Player	Catches	Stumpings	Total
1	Justin Street	41	16	57
2	Michael Thompson	36	15	51
3	Scott Niven	38	6	44
4	Shane Kabel	37	3	40
	Christopher Fitzgerald	26	14	40
6	Jamie Alexander	38	0	38
7	Matthew Habermann	31	2	33
	Jack Straker	26	7	33
9	Adam Peters	31	1	32
	Adam Lockhart-Krause	23	9	32
	Michael Tutticci	32	0	32

TOP 10 HIGHEST AGGREGATE RUNS IN A SEASON

	Player	Season	Age Group	Runs
1	Christopher Fitzgerald	1996/97	U12	574
2	Christopher Fitzgerald	1997/98	U13	565
3	Leonard Hill	1997/98	U16	539
4	Jai Lembryk	2011/12	U14	499
5	Justin Street	1998/99	U16	477
6	Scott Niven	2011/12	U17	459
7	Joshua Brown	2009/10	U16	446
8	Alex Thompson	2007/08	U15	439
9	Nicholas Kruger	1995/96	U13	436
10	Jack Beath	2008/09	U12	422

TOP 10 HIGHEST AGGREGATE WICKET-TAKERS IN A SEASON

	Player	Season	Age Group	Wickets
1	Will McFarlane	2003/04	U14	32
2	Douglas Fitzgerald	1996/97	U16	29
3	Dean Butt	1998/99	U16	26
	Oliver Ritchie	2007/08	U11	26
	Matthew Cooper	2008/09	U14	26
6	Mathew Bawden	1995/96	U13	25
	Dylan Sulzer	2003/04	U14	25
8	Michael Cook	1994/95	U16	23
	Leonard Hill	1995/96	U14	23
10	William Jensen-Manfield	1998/99	U14	22

TOP 10 HIGHEST INDIVIDUAL SCORES

	Player	Season	Age Group	Score
1	Christopher Schulz	2003/04	U16	160*
2	Christopher Fitzgerald	1996/97	U12	157*
3	Nicholas Stoddart	2012/13	U14	151*
4	Jack Beath	2008/09	U12	150*
5	Justin Street	1998/99	U16	146*
6	Cooper Mackie	2014/15	U11	138
7	Andrew Stower	2011/12	U17	137*
8	Nicholas Stoddart	2015/16	Open (U17)	130*
9	Nicholas Kruger	1997/98	U16	130
10	Thomas Whip	2006/07	U13	129

TOP 10 HIGHEST WICKET-TAKERS IN AN INNINGS

	Player	Season	Age Group	Figures
1	Calum Mackay	2013/14	U14	8/23
2	Andrew Malone	1998/99	U16	7/2
3	Will MacFarlane	2003/04	U14	7/11
4	Jack Kibble	2009/10	U11	7/32
5	Will MacFarlane	2003/04	U14	6/4
	Oliver Ritchie	2007/08	U11	6/4
7	Harry Foster	2014/15	U11	6/5
8	Thomas Cramb	2002/03	U13	6/6
	Christopher Kent	2005/06	U14	6/6
	Stephen Hanson	2012/13	U11	6/6

UNDER 8 – UNDER 10 MODIFIED RULES GRADES

TOP ALL TIME PERFORMERS

TOP 10 RUN-SCORERS

	Player	Inn	HS	Runs	Avg
1	Nicholas Stoddart	46	61	1670	36.30
2	Marcus McNee	51	77	1656	32.47
3	Andrew McLeod	53	54	1636	30.87
4	Angus Tolhurst	52	72	1624	31.23
5	Daniel Schmidt	48	52	1546	32.21
6	Matthew Thomas	60	55	1527	25.45
7	James Brandon	41	61	1444	35.22
8	Adam Peters	63	60	1434	22.76
9	Lachlan Paterson	65	44	1411	21.71
10	Archer Halliday	44	58	1394	31.38

TOP 10 WICKET-TAKERS

	Player	Wickets
1	Andrew Lanning	83
2	James Liddell	70
3	Jack Hancock	68
	Stephen Moran	68
	Nicholas Richardson	68
6	James Tippelt	66
	Matthew Thomas	66
8	Angus Tolhurst	63
9	Edward Simpson	61
	Benjamin Kleimeyer	61
	Christopher Kleimeyer	61

TOP 10 FIELDING DISMISSALS (including 'keepers)

	Player	Catches	Stumpings	Total
1	Matthew Thomas	42	8	50
2	Thomas Martin	39	5	44
3	Marcus McNee	32	4	36
4	Oliver Ritchie	26	8	34
	Finnian McKee	30	4	34
	Samuel Watt	31	3	34
	Nicholas Stoddart	31	3	34
8	Christopher Nelson	32	1	33
	Jack Willis	31	2	33
10	Adam Ball	29	3	32
	Brock McLachlan	32	0	32
	Michael Thompson	27	5	32

TOP 10 HIGHEST AGGREGATE RUNS IN A SEASON

	Player	Season	Age Group	Runs
1	Heath Sadler	2009/10	U10	760
2	Marcus McNee	2006/07	U10	680
3	Oliver Ritchie	2006/07	U10	677
4	Marcus McNee	2005/06	U9	664
5	Joshua Collins	2006/07	U10	662
6	Nicholas Stoddart	2009/10	U10	648
7	Jarrold Carseldine	2005/06	U10	645
8	Jack Beath	2005/06	U9	641
9	Angus Tolhurst	2013/14	U10	638
	Connor Nowlan	2013/14	U10	638

TOP 10 HIGHEST AGGREGATE WICKET-TAKERS IN A SEASON

	Player	Season	Age Group	Wickets
1	M Taylor	1993/94	Not Av.	46
2	Matthew Lanning	1993/94	Not Av.	36
3	Christopher Kent	1999/00	Not Av.	32
4	Edmund Hiew	1993/94	Not Av.	31
	James Went	2013/14	U10	31
6	Oliver Ritchie	2006/07	U10	30
7	Ashwin Raj	2008/09	U10	29
	Julian Perry	2008/09	U9	29
	Joshua Wicks	1998/99	Not Av.	29
	Ryan Hayes	2009/10	U10	29

TOP 10 HIGHEST INDIVIDUAL SCORES

	Player	Score
1	Thomas Kent	128
2	Jared Gelsomino	113
3	Ashley Goldin	97
4	Oliver Mackay	83
5	Connor Innis	81
6	Thomas Kent	77
	Marcus McNee	77
8	Andrew Westerdale	76
9	Alister Kelly	73
	Eamonn Tierman	73

TOP 10 HIGHEST WICKET-TAKERS IN AN INNINGS

	Player	Figures
1	Henry Kerrigan	12/5
2	Xavier Howard	12/12
3	Adam Ball	9/6
4	Asher Parkin	8/8
5	Max Norton	7/7
6	Timothy Roach	7/12
7	Nick Hatzipetrou	7/18
8	Adam Ball	6/1
9	Liam Maher	6/2
	James Tippelt	6/2



Under 8 Crows at Friday night Super Sixes

PLEASE SUPPORT OUR GREAT 2015/16 SPONSORS

\$13,000 Platinum Sponsor

KEITH DUDGEON CRICKET SPECIALIST

www.kdsport.com.au

Cricket Equipment, Clothing, Practice Nets Construction

Over 30 Years of Professional Advice, Service & Competitive Prices

64 KOORONG STREET, THE GAP 3300 6114 KEITH & MICHAEL DUDGEON (Old Boys & Life Members)

\$5,000 Gold Sponsor

AUTO TENDER & UFLEET

info@autotender.com.au & info@unionfleet.com.au

Online Car Buying Service Car Finance Novated Lease Finance Salary Packaging PHONE 1300 882 578

TODD KERR & BRETT KERR (Senior Player – Over 40's)

\$1500 Silver Sponsors

<p>BUILDING CERTIFICATION GROUP Building Approvals & Consultancy Services www.buildingcertificationgroup.com.au 1300 130 168 ROD RETELL (Life Member)</p>	<p>THE ASHGROVE SPINAL CENTRE Chiropractic Services Spinal Decompression admin@tasc.net.au 3366 7988 ROBERT BAILEY (Old Boy)</p>	<p>TONY DUDGEON COACHING Cricket Coaching Tennis Coaching tony@tdcoaching.com.au 0401 972 978 TONY DUDGEON (Old Boy)</p>	
<p>UV4x4 Ute, Van & 4x4 Accessories 4x4 Fit-Outs Box Trailer Sales www.uv4x4.com.au 3855 4444 JOHN NORRIS (Player Parent)</p>	<p>IDEAL LOCKSMITHS Deadlocks & window locks installed Master key systems Alarm systems Safes ideallocks@optusnet.com.au 0419 551 022 MARK HORSWILL (Player Parent)</p>	<p>FITNESS 4U Personal Training Group Training Group Boxing Boot Camp www.fitness4u.net.au 0412 552 885 RON DANIELS</p>	
<p>BOLTBIZ Retail & Wholesale supplier of Fasteners & Industrial Supplies. Major fastener supplier to Marine & Leisure trailer industry 3390 4990 MIKE HOLMBERG (Old Boy)</p>	<p>STEPZ FITNESS ASHGROVE 480 Waterworks Road, Ashgrove No joining fee for VDCC members 3366 8484 MICK MACIONIS (Old Boy)</p>	<p>COTTEE REAL ESTATE Selling Buying Renting Shop 1/53 Gawain Rd, Bracken Ridge www.cotteerealestate.com.au 3261 5122 or 0433 344 159 DAVID COTTEE (Old Boy)</p>	
<p>ASPECT WEALTH ADVISERS Superannuation Insurance Retirement Planning Property marc@aspectwealthadvisers.com.au MARC BANVILL (Player Parent)</p>	<p>VISIS PRIVATE WEALTH Investment Advice & Management Accounting Services www.visis.com.au 3231 4004 CHRIS SMITH (Player Parent)</p>	<p>MIDAS AUTO SERVICE EXPERTS ASHGROVE 257 Waterworks Road, Ashgrove sales@ashgrove.midas.com.au 3366 6955 BEN NEIGHBOUR</p>	
<p>KONICA MINOLTA BUSINESS MACHINES evanbancroft@outlook.com 0409 397 304 EVAN BANCROFT</p>	<p>RIBS AND RUMPS Shop 5, 55 Railway Terrace, Milton 540 Wickham St, Fortitude Valley Milton 31770105 FV 3252 7611 MARK KITSON (Player Parent)</p>	<p>RECOVERWISE PHYSIO & PILATES 31 Ashgrove Avenue, Ashgrove 3366 2698 DAVID ANDERSON (Player Parent)</p>	<p>SUNCORP HOME LOANS Mobile Banking & Loans Manager 0417 547 344 PETER MELLOR</p>

\$300 Bronze Sponsors

FINANCIAL BUSINESS SERVICES

Bookkeeping Systems Management Consulting Business Planning & Analysis Training
0418 734 216 rob@finbus.com.au ROB CRAWFORD (Old Boy, Former Treasurer, Life Member)

TRIVETT PROPERTY GROUP

Real Estate Valuers & Consultants 3216 1011 GTrivett@trivett.net.au GEOFF TRIVETT (Old Boy, Vice President, Life Member)

NORTH WEST FINANCIAL SERVICES

Wealth Creation Salary Packaging Mortgage Financing Superannuation Advice Retirement Planning Estate Planning
985 Waterworks Road, The Gap 3300 1771 shayne@nwfs.com.au SHAYNE FRENCH (Old Boy)

BANK OF QUEENSLAND

Banking & Financial Services Nil Application Fee on all Home Loan Products
STEVE GODE – Owner Manager (Player Parent & Coach) 0408 764 918 steve.gode@boq.com.au

FLASH PRINTING – Club Printer – 3277 0422 – David Straker (Player Parent) – flashpri@ozemail.com.au

LINDSAY HUTLEY (Old Boy)

PETER EASTON (Old Boy, President, Life Member) & **PETER VIDLER** (Old Boy, Perpetual Trophy Donor)

GLYNN TUCKER ENGINEERS – 3839 1238 – Richard Anderson (Executive Committee Member, Grants & Projects)



VALLEY DISTRICT CRICKET CLUB

KEEPING YOUTH BUSY IN SPORT

www.valleycricket.org.au

Est. 1897