



VALLEY DISTRICT CRICKET CLUB

KEEPING YOUTH BUSY IN SPORT

www.valleycricket.org.au

Est. 1897

VALLEY DISTRICT CRICKET CLUB Inc.

Affiliated with the Queensland Cricket Association,
Queensland Sub Districts Cricket Association,
Warehouse Cricket Association Queensland &
Brisbane North Junior Cricket Association

15 SENIOR TEAMS

13 teams affiliated with the Queensland Cricket Association:

Grades: First, Second, Third, Fourth, Fifth, Sixth (2 teams), Under 16 Lord's Taverners,
Under 16 Shane Watson Cup, T20 Sunday Legends, Over 40's, Women's First & Women's Second

2 teams affiliated with the Queensland Sub Districts Cricket Association:

Grades: C1 & C2

94 JUNIOR TEAMS

91 teams affiliated with the Brisbane North Junior Cricket Association:

U8 (9 teams), U9 (15 teams), U10 (11 teams), U11 (12 teams), U12 (9 teams),
U13 (8 teams), U14 (9 teams), U15 (4 teams), Open Division (3 team), plus,
11 Super Sixes Girls teams: U8/9 (4 teams), U11 (3 teams), U13 (2 teams) & U15 (2 teams)

3 teams affiliated with the Warehouse Cricket Association Queensland:

U15, U13 Blue, Under 13 Green (Div 2)

ONE HUNDRED & EIGHTEENTH ANNUAL REPORT & FINANCIAL STATEMENT 2017/2018

To be submitted to the Annual General Meeting,
Ashgrove Sports Ground Clubhouse, Yoku Road, Ashgrove
7.30pm, Monday 6 August 2018

120th YEAR

9 PREMIERSHIPS

5 SENIOR PREMIERSHIPS: 4th Grade, 5th Grade, 6th Grade, C1 Sub Districts & T20 Sunday Legends

4 JUNIOR PREMIERSHIPS: Under 15 Girls Blue, Under 14 Green, Under 13 Silver & Under 13 Girls Blue

1398 REGISTERED PLAYERS

217 Senior Males + 830 Junior Males = 1047 Males

32 Senior Females + 96 Junior Females = 128 Females

116 T20 Blast + 123 In2Cricket participants = 202 Boys & 37 Girls

(16 that played both Junior & Senior cricket)

109 TEAMS 1398 TOTAL PARTICIPANTS 300+ VOLUNTEERS

46 VALLEY CRICKET OLD BOYS ASSOCIATION MEMBERS

ANNUAL GENERAL MEETING

All members and supporters are cordially invited to attend the Annual General Meeting of the Valley District Cricket Club Inc, to be held at the Ashgrove Sports Ground Clubhouse, Yoku Road, Ashgrove, 7.30pm, Monday 6 August, 2018.

AGENDA

1. To receive the 2017/2018 Annual Report and Financial Statements.
2. To elect Office Bearers for the 2018/2019 year.
3. To elect an Honorary Auditor for the 2018/2019 year.
4. General Business.
5. Complimentary Refreshments.

CLUB INFORMATION

Official Club Colours

Navy Blue & Sky Blue

Club Victory Song (an adaptation of the last verse of the old Fortitude Valley Rugby League Club song)

Sitting in the clubhouse after we've won the game
Another famous victory has added to our name
And now as we sit and celebrate
A victory great
We played it straight
The champion Valley Diehards
The boys in Royal Blue

11 First Grade Premierships

1901/02, 1914/15, 1918/19, 1919/20, 1928/29, 1930/31, 1974/75, 1984/85, 1994/95, 1996/97, 2013/14

11 Club Championships

1974/75, 1978/79, 1982/83, 1988/89, 1990/91, 1991/92, 1992/93, 1996/97, 2000/01, 2001/02, 2002/03

10 Australian & 67 Queensland Players ~ 1 Australian & 10 Queensland Women Players

Team of the Century (1897/98-1996/97)

Kepler Wessels, Matthew Hayden, Roy Levy, Allan Border (Captain), Stuart Law, Leo O'Connor (w- k), Jim Harten Snr, Brett Henschell, Alex Hurwood, Malcolm Francke, Col Cooke, Keith Dudgeon (12th man).

(Selected by the Executive Committee for announcement at the Brisbane Grade Cricket Centenary Dinner, Brisbane Convention Centre, 3rd October, 1997)

Historical Highlights

1897/98	Fortitude Valley Cricket Club was formed at a public meeting at Valley Hall, 16 August, 1897. Patron was Sir Samuel Walker Griffith (Premier of Queensland) and President was John McMaster (Mayor of Brisbane). First Grade, captained by John Blackstock, played their first match against North Brisbane at Brisbane Exhibition Ground, Bowen Hills. The match was played over 3 weekends, on 2, 9 & 16 October 1897, and resulted in a draw.
1898/99	Valley won its first Premiership – in Second Grade.
1901/02	Valley won the First Grade Premiership for the first time.
1926/27	Queensland entered the Sheffield Shield competition with Valley player, Leo O'Connor, the State's first Sheffield Shield Captain.
1929/30	Valley played matches at Perry Park for the first time but New Farm Park was also used.
1931/32	The name of the club was changed to Valley District Cricket Club.
1958/59	The Queensland Cricketer's Club was formed with Valley Secretary, Norm McMahon, a driving force behind its formation, elected its first Treasurer.
1960/61	Valley player, Col Hoy, umpired the famous Tied Test between Australia and the West Indies at The Gabba, and all other Tests in that Series.
1967/68	Valley played its last matches at Perry Park.
1968/69	The first games were played at Ashgrove Park, on what is now Norm McMahon Oval. New Farm Park was still in use.
1970/71	Both ovals were now in use at Ashgrove Park. The clubhouse was constructed and officially opened in December, 1970.
1972/73 & 73/74	First Grade won both Channel 0 \$1000 Knockout 1-day competitions with the assistance of famous guest players, Alan Davidson and Richie Benaud, with Benaud playing his last game on an Australian cricket field for Valley in 1973/74.
1974/75	First Grade, captained by Keith Dudgeon, won the Premiership for the first time in 44 years. The club won its first Club Championship.
1976/77	GPS Old Boys Rugby Club became our joint tenants at Ashgrove Park.
1980/81	Australian players, Allan Border and Kepler Wessels joined Valley.
1984/85	Allan Border was appointed Australian Captain, the first Valley player to achieve this honour. First Grade, captained by Terry Khan, won the Premiership. Ashgrove 3 was used for the first time. Games at New Farm Park were phased out.
1992/93	Matthew Hayden made his Test debut, against South Africa. The club won its seventh Club Championship – the third in a row.
1993/94	Valley Juniors was formed, with 400 boys and girls in 32 teams from Under 9 to Under 16.
1994/95	Valley player, Stuart Law, with the support of other Valley players, Allan Border and Matthew Hayden, captained Queensland to its first Sheffield Shield title. First Grade, captained by Brett Henschell, won the Premiership.
1996/97	First Grade, captained by Michael Ephraims, won the Premiership, the club its eighth Club Championship, and Queensland its second Sheffield Shield title.
1997/98	The club's 100 th year was celebrated by 363 attendees at the Centenary Dinner at the Sheraton Hotel, 7 March, 1998. Allan Border, Alan Davidson, and former Test Umpire, Mel Johnson, were the guest speakers. Pat Welsh, of Channel 7 and brother of former First Grade player, John Welsh, was the MC.
1999/00	Queensland won its third "Shield" title – the inaugural Pura Cup – with Valley players, Matthew Hayden, Joe Dawes, and Lee Carseldine (squad) involved. Club Patron, Allan Border, was selected in Australia's Test Team of the 20 th Century.
2000/01	The club won the Club Championship for the ninth time. Queensland won its fourth "Shield" title – the Pura Cup – with Valley players, Matthew Hayden, Joe Dawes and Lee Carseldine involved.
2002/03	The club won its eleventh Club Championship, its eighth in the last fifteen years.
2003/04	The club won a remarkable five senior Premierships – 2 nd , 3 rd , 4 th , and 5 th Grades, and B1 Sub Districts – and fielded a record 62 teams: 11 senior teams and 51 junior teams.
2008/09	With the assistance of grants from 3 levels of government, and contributions from the 2 rugby clubs we share our grounds with, the club completed a significant redevelopment of the Peter Easton and Norm McMahon playing fields that incorporated new turf, a new irrigation and drainage system, two 1-million litre water tanks, new and upgraded field lighting, picket fencing to the northern boundary of Peter Easton Oval, a new fairway mower, a new cricket pitch roller, and the completion of the cricket practice nets complex, named the Allan Border & Matthew Hayden Training Centre in honour of two of the club's finest players.
2012/13	The club fielded a record number of teams: 85 teams (13 Senior and 72 Junior) and won two Senior Championships (1 st Grade T20, Sunday Legends T20), three Senior Premierships (6 th (1) Grade, C1Sub Districts, C3 Sub Districts) and two Junior Premierships.
2013/14	The club fielded another record number of teams and players: 96 teams (13 Senior and 83 Junior) including 1023 players (216 Senior and 807 Junior). Also won were one Senior Championship (1 st Grade T20), three Senior Premierships (1 st Grade, 6 th (1) Grade, C2 Sub Districts), and two Junior Premierships.
2015/16	Another record number of teams and players: 123 teams (14 Senior and 109 Junior) including 1310 players (227 Senior and 1083 Junior). Also won were two Senior Premierships (4 th Grade, 6 th (2) Grade, and, two Junior Premierships. In recent years, a new dressing room pavilion, new equipment shed and 3 new nets.

VALLEY DISTRICT CRICKET CLUB INC.

ANNUAL REPORT – 2017/2018

TABLE OF CONTENTS

	Page
Office Bearers & Committees	2
Results Summary	4
Honour Board	4
Senior Playing Members List.....	5
EXECUTIVE SUMMARY – Chairman’s Report including Obituaries	7
Old Boys Association Report.....	9
Marketing & Sponsorship Report.....	10
Coaching Reports.....	11
FINANCIAL REPORTS & STATEMENTS	16

SENIOR GRADES – 2017/18

Trophies & Awards	20
Player Career Milestone Certificates.....	21
Representative Player Lists, Queensland Cricket Awards.....	22
Peter Burge Medal & Kath Smith Medal Points	24
Honour Board – Top 10 Tables, Centuries, Century Partnerships, 6 Fors, 10 Fors.....	25
TEAM & PLAYER STATISTICS and CAPTAINS’ REPORTS	29

SENIOR GRADES – ALL TIME RECORDS

Grade History & General Notes	82
REPRESENTATIVE PLAYER LISTS – AUSTRALIA & QUEENSLAND.....	83
Premierships & Club Championships	85
Premiership Team Player Lists	86
TOP 20 ALL-TIME PERFORMER TABLES	91
FIRST GRADE RECORDS.....	93
ALL OTHER GRADES RECORDS	102
Best Individual Performances – Grade by Grade	111
Highest Team Scores	113
Highest Partnerships – Grade by Grade	114
P.J. Frawley Memorial Shield – Highest Batting Partnership (Pre 1961)	117
C.R. Thorne Memorial Shield – Highest Batting Partnership (Post 1961).....	118
Outstanding Batting Achievements.....	119
Outstanding Bowling Achievements.....	120
The Frank & Noreen Vidler Memorial Trophy Honour Board	123

JUNIORS SECTION – 2017/18

Junior Management Committee Chairman's Report.....	124
Coaches & Managers List	125
BNJCA Points Tables – Under 13 to Open.....	128
BNJCA Premiership Team Winners Tables.....	131
Honour Board Criteria and Certificate & Trophy Criteria	131
REPRESENTATIVE PLAYERS.....	132
REPRESENTATIVE PLAYER DEVELOPMENT COMPETITIONS – BNJCA	134
Honour Board Under 11 to Open – Top 10 Tables, Centuries, Half-Centuries, 5 Fors, Hat Tricks	138
Honour Board Junior Girls Under 13 to Under 15	140
PLAYER STATISTICS – Under 11 to Open.....	141
PLAYER STATISTICS – Junior Girls Under 13 to Under 15.....	161
INDIVIDUAL TROPHIES – Under 11 to Open.....	164
PLAYER TEAM LISTS – Modified Rules Under 8 to Under 10.....	165

JUNIOR GRADES – ALL TIME RECORDS

Premierships & Club Championships	172
TOP 10 ALL-TIME PERFORMER TABLES – Under 11 to Open.....	172

OFFICE BEARERS & COMMITTEES – 2017/18

PATRON
AR Border AO

PRESIDENT
RP Easton OAM

VICE-PRESIDENTS
GD Trivett, WG Chapman, KE Dudgeon

CHAIRMAN OF THE EXECUTIVE

PN Culpan

HONORARY SECRETARY

GW Mitchell

HONORARY ASSISTANT SECRETARY

GY Bristow

HONORARY TREASURER

MT Jones

EXECUTIVE COMMITTEE

JR Whyte (Grounds, Wickets & Buildings), RAJ Anderson (Cricket),
CF Kempnich (JMC), RJA Donker, PD Sherman, MG Walter.

QCA DELEGATES

JM Stoddart, PD Sherman

CONDUCT OFFICER

PD Sherman

SPONSORSHIP MANAGER

KJ Willis

GROUND'S HIRING OFFICER

JR Whyte

ADMINISTRATORS

JM Stoddart & A Lee

BOOKKEEPER

PD Kent

JUNIOR MANAGEMENT COMMITTEE

CF Kempnich (Chairman & Juniors Director of Coaching), A Lee (Junior Registrar & U8 Co-ordinator), DJ Malone (Treasurer),
KJ Willis (Website & U14 Co-ordinator), J O'Neill (Communications), M Bell (Equipment Officer), A Mercer (U9 Co-ordinator),
C Smith (U10 Co-ordinator), R Bailey (Girls & U11 Co-ordinator), J Gordon (U12 Co-ordinator), M Hollins (U13 Co-ordinator), J Neilsen (U15 Co-ordinator),
J Magee (Open Age Co-ordinator), C.Zipf (BNJCA Delegate), B Kruip (Off-site Nets Co-ordinator), PD Sherman (Bluecard Officer), A Warhurst (Grounds Officer).

CRICKET COMMITTEE

JB (Brett) Neill (Chairman), MG (Matthew) Walter, CF (Clinton) Kempnich, GW (Grant) Mitchell, SJ (Steve) Gode, GC (Gavin) Brown.

WOMEN'S CRICKET COMMITTEE

G (Greg) Bradley (Chairman), KJ (Karen) Willis, ML (Megan) White, LJ (Letysha) Randall,
CR (Christina) Coulson, H (Harsha) De Silva, Z (Zeldine) Barnard, CN (Christie) Lewis.

MEMBER PROTECTION INFORMATION OFFICERS

PD (Peter) Sherman, KJ (Karen) Willis, A (Amy) Lee, J (Jo) O'Neill.

VDCC OLD BOYS ASSOCIATION

RP Easton (President), JM Stoddart (Membership Secretary), IM Board, KE Dudgeon, GD Trivett,
CJ Cooke, MJ Weir, NJ King, KJ Logan, CJ Lanagan and DK Hickey.

ANNUAL REPORT COMMITTEE

PD Kent (Editor), JM Stoddart (Assistant Editor), PN Culpan (Major Contributor).

STATISTICIANS & RECORDS KEEPERS

PN Culpan (Seniors Statistics & Records), A Lee (Juniors Statistics & Records)

WEBMASTER

PN Culpan

FIRST GRADE SCORER

PN (Pat) Culpan

FIRST GRADE MANAGER

J (Jim) Shinnick

GRADING COMMITTEE (selected senior teams for Round 1)

PD (Peter) Drinnen, CF (Clinton) Kempnich, MG (Matthew) Walter, RJA (Bob) Donker, BJ (Brad) Murphy.

SELECTION COMMITTEE (selected senior teams during the season)

MG (Matt) Walter (Chairman), PD (Peter) Drinnen and BJ (Brad) Murphy.

LIFE MEMBERS

RP Easton OAM	1965	JM Stoddart	1993	ML Dudgeon	2005
DG Kirkman	1967	CG Murphy	1995	RK Retell	2006
CR Leggat	1969	RJM Crawford	1996	PD Kent	2007
WG Chapman	1972	AB Henschell	1997	PN Culpan	2008
PW Muspratt	1975	DL Walker	1998	SC Fitzgerald	2010
KE Dudgeon	1979	GD Trivett	1999	GC Brown	2011
FM Francke	1980	IJ Reeves OAM	2000	MR Somerville	2012
RG Perrett	1987	DK Hickey	2001	GW Mitchell	2014
GK Moore	1988	DA Connell	2002	RAJ Anderson	2015
RA Cowles	1991	CF Kempnich	2003		
MB Irwin	1992	KG Tuite	2004		

HONORARY MEMBER

SM Hunt 1997-98

COACHING PANEL

PD (Peter) Drinnen	First Grade Squad Head Coach
BJ (Brad) Murphy	Lower Grades Coach
JR (Jim) Whyte	Under 16 Lord's Taverners Coach
CF (Clinton) Kempnich	Juniors Director of Coaching
H (Harsha) De Silva	Women's Head Coach
Z (Zeldine) Barnard	Women's Second Grade Coach

SENIOR TEAM CAPTAINS

First Grade:	AJ (Andrew) Gode
Second Grade:	SS (Shane) Kabel
Third Grade:	MG (Matthew) Walter
Fourth Grade:	RJA (Bob) Donker
Fifth Grade:	CM (Cameron) Skinner
Sixth Grade (No. 1):	CF (Clinton) Kempnich
Sixth Grade (No. 2):	JN (Jon) Malone
C1 Sub Districts:	GJ (Greg) Carlson
C2 Sub Districts:	MM (MCAuley) Hughes
Under 16 LT Grade:	NB (Nick) McPhee
U16 Watson Cup	Z (Zanden) Jeh
Women's 1st Grade	LJ (Leteysa) Randall
Women's 2nd Grade	CN (Christie) Lewis
Over 40's Grade:	PD (Peter) Sherman
Sunday Legends:	CJ (Chris) Lanagan

SEASON RESULTS SUMMARY 2017/18

PREMIERS

First Grade (The Damien Mullins Cup)	Sandgate-Redcliffe
First Grade Two Day Competition (The Cam Battersby Cup)	Northern Suburbs
First Grade One-Day Competition (The John McKnoulty Cup)	Sandgate-Redcliffe
First Grade Twenty20 Competition (The Tom Veivers Cup)	Sandgate-Redcliffe
Second Grade Overall (The Alan Pettigrew Shield)	Sandgate-Redcliffe
Second Grade Two Day Competition	Northern Suburbs
Second Grade One-Day Competition	Gold Coast
Second Grade Twenty20 Competition	Gold Coast
Third Grade (The Norm McMahon Shield)	Western Suburbs
Fourth Grade (The Bob Spence Shield)	Valley
Fifth Grade (The Roy Tanner Shield)	Valley
Sixth Grade (The WEP Harris Shield)	Valley
C1 Sub Districts	Valley
C2 Sub Districts	Bayside Muddies
Under 16 Grade Lord's Taverners	Toombul
Under 16 Shane Watson Cup	Redlands
Under 16 Shane Watson Cup	Redlands
Katherine Raymont Shield	Western Suburbs
Katherine Raymont Shield Twenty20	Western Suburbs
Jodie Fields Shield	Ipswich / Logan
Sunday Legends Twenty20	Valley

MINOR PREMIERS (Valley positions and points are also listed)

Grade	Minor Premiers	Points	VDCC Position	VDCC Points
First (The Damien Mullins Cup)	Sandgate-Redcliffe	104.00	6th	85.00
First (The Cam Battersby Cup)	Northern Suburbs	80.0	5th	59.50
First (The John McKnoulty Cup)	Western Suburbs	30.00	5th	22.00
First (The Tom Veivers Cup)	Western Suburbs	8.00	8th	4.00
Second (Overall)	Sandgate-Redcliffe	114.00	5th	95.00
Second (Two Day Competition)	Northern Suburbs	93.00	5th	77.00
Second (One-Day Competition)	Gold Coast	24.00	4th	18.00
Second (Twenty20)	Gold Coast	10.00	2nd	8.00
Third	Western Suburbs	126.26	2nd	123.83
Fourth	Valley	153.66		
Fifth	Redlands (1)	140.76	2nd	127.13
Sixth	Redlands (1)	154.11	(1) = 2nd, (2) = 4th	144.22 (1), 134.93 (2)
C1 Sub Districts	Valley	99.34		
C2 Sub Districts	Stafford District	98.31	3rd	84.02
U16 Lord's Taverners	University of Queensland	42.00	7th	24.00
First (Katherine Raymont Shield) – 1 Day	Western Suburbs	33.00	4th	19.00
First (Katherine Raymont Shield) – T20	Western Suburbs	14.00	3rd	12.00
Second (Jodie Fields Shield)	Ipswich / Logan	64.00	7th	35.00

CLUB CHAMPIONSHIP

University of Queensland	1766.00
Sandgate - Redcliffe	1741.00
Valley	1680.00
Western Suburbs	1485.00
Northern Suburbs	1471.50
Toombul	1188.50
Redlands	1185.50
Gold Coast	1071.00
Wynnum - Manly	1047.00
Ipswich / Logan	800.00
South Brisbane	737.00
Sunshine Coast	734.00

HONOUR BOARD – 1897/98 to 2017/18

PATRON

1897-04 Sir SW Griffith
 1905-07 Sir PA Cooper
 1908-48 TC Beirne
 1949-59 PJ Conway
 1960-62 AJ Lynch
 1963-74 AC Dibdin OBE
 1975 KLM Mossop
 1976-97 JT Harten
 1997-99 FA Vidler
 1999- AR Border AO

PRESIDENT

1897-02 J McMaster
 1903-04 TC Beirne
 1905 BR Bale
 1906-07 TC Beirne
 1908-22 G Down
 1922-23 EG White
 1924-32 J Clark
 1933-42 EG White
 1943-48 PJ Conway
 1949-65 F Flynn
 1966-74 KLM Mossop
 1975-92 NT McMahon OAM
 1992-93 WG Chapman
 1993- RP Easton OAM

VICE-PRESIDENT

1998- GD Trivett
 1999- WG Chapman
 1999- KE Dudgeon

CHAIRMAN

1922-32 CL Mossop
 1933-36 LPD O'Connor
 1937-49 PJ Frawley
 1950-52 MH Mossop
 1953-62 KLM Mossop
 1963-74 NT McMahon OAM
 1975-87 UD Thorne
 1987-90 EL Graham
 1990-91 PE Davis
 1991-97 CG Murphy
 1997-09 JM Stoddart
 2009-12 PD Kent
 2012- PN Culpan

SECRETARY

1897 A Smith
 1898 GL Eves
 1899-00 JT Corrigan
 1901-02 PJ Maher
 1903-05 WF Kenny
 1906 JT Corrigan
 1907 DJ Corrigan
 1908 WB Hill
 1909 EG Manson
 1910 HN Panton/ OA Davenport
 1911 OA Davenport
 1914-15 BRF Shaw
 1921-24 FG Power
 1925-31 E Colwell
 1932-34 AJ Synott
 1935-43 CR Johnson
 1944-45 J Gannon
 1946-48 MH Mossop
 1949 VG Burriss
 1950-61 NT McMahon OAM
 1962-92 RP Easton OAM
 1992-95 JM Stoddart

1995-96 CG Murphy
 1996-98 K N Hunt
 1998-09 JM Stoddart
 2009-11 CS Baldwin
 2011-12 PN Culpan
 2012- GW Mitchell

TREASURER

1897-04 BR Bale
 1905-06 WB Hill
 1907-08 WB Bruce
 1909 WB Hill
 1910-? CM Davis
 1921-22 AE Gillies
 1923-24 FG Power
 1925 E Colwell
 1926-28 T Chellingworth
 1929-35 VR Gray
 1936-39 BRD O'Connor
 1940 JS Scott
 1941 KLM Mossop
 1942-43 VF Thomas
 1944-60 AC Rogers OBE
 1961-72 DG Kirkman
 1973-82 FM Francke
 1982 GD Harvey
 1983-85 DG Kirkman
 1986-90 RG Perrett
 1990-96 RJM Crawford
 1996-98 BJ Irwin
 1998-07 MB Irwin
 2007-09 PD Kent
 2009-11 PN Culpan
 2011-13 MT Jones
 2013-14 PD Sherman
 2014-16 PN Culpan
 2016- MT Jones

ASSISTANT SECRETARY

1901 JT Corrigan
 1923-25 SW Ayres
 1925-26 T Chellingworth
 1948-50 KF Johnson
 1950-52 K Brady
 1952-53 C Duncan
 1960-62 GA Petrie
 1962-68 FA Vidler
 1968-72 WG Chapman
 1972-73 VW Holland
 1973-75 DC Meldrum
 1975-80 VW Holland
 1982-84 WG Chapman
 1984-85 MB Irwin
 1985-92 JM Stoddart
 1992-93 RA Cowles
 1994-99 DK Hickey
 2000-03 DW Moorhouse
 2004-10 JG Dellit
 2010-14 KG Tuite
 2014-17 JM Dascombe
 2017- GY Bristow

LIFE MEMBERS

BR Bale
 T Byrne
 WB Bruce
 W Exton
 WB Hill
 PJ Maher
 BR Shaw

1911 CA Arvier
 1911 G Down (Snr)
 1923 JP Crowe
 1925 CL Mossop
 1927 LPD O'Connor
 1927 FA Short
 1929 E Colwell
 1934 Sir LO Wilson
 1936 R Woodruffe
 1937 EG White
 1938 VF Thomas
 1940 KLM Mossop
 1941 C Robinson
 1943 CR Johnson
 1944 PJ Frawley
 1945 HG Hunter
 1946 JS Scott
 1947 AB Mossop
 1949 MH Mossop
 1950 F Flynn
 1951 AC Rogers OBE
 1952 CR Richards
 1953 FJ Oberthur
 1956 NT McMahon OAM
 1957 CR Cuthbertson
 1958 JT Harten
 1959 FA Vidler
 1960 RM Levy
 1961 WE Nolan
 1962 RD Haupt
 1964 LS Jones
 1965 RP Easton OAM
 1966 C Hoy
 1967 DG Kirkman
 1969 CR Leggat
 1970 VW Holland
 1972 WG Chapman
 1973 UD Thorne
 1974 SJ Ryan
 1975 PW Muspratt
 1976 GE Baldwin
 1978 RJO Herring
 1979 KE Dudgeon
 1980 FM Francke
 1987 RG Perrett
 1988 GK Moore
 1991 RA Cowles
 1992 MB Irwin
 1993 JM Stoddart
 1995 CG Murphy
 1996 RJM Crawford
 1997 AB Henschell
 1998 DL Walker
 1999 GD Trivett
 2000 IJ Reeves OAM
 2001 DK Hickey
 2002 DA Connell
 2003 CF Kempnich
 2004 KG Tuite
 2005 ML Dudgeon
 2006 RK Retell
 2007 PD Kent
 2008 PN Culpan
 2010 SC Fitzgerald
 2011 GC Brown
 2012 MR Somerville
 2014 GW Mitchell
 2015 RAJ Anderson

PLAYING MEMBERS (SENIOR) – 2017/18

249 PLAYERS:

LR (Lachlan) Adams	KG (Keaghan) Cronin	CL (Christopher) Knight	FL (Fergus) Rees
JP (James) Alexander	BJ (Bailey) Curran	JA (Jonathan) Knight	HI (Hugo) Rees
TP (Thomas) Andersen	BM (Brett) Dascombe	CR (Charli) Knott	SA (Stuart) Rees
RAJ (Richard) Anderson	JM (Joshua) Dascombe	WJ (William) Kruip	M (Mack) Rennick
RJ (Reece) Andrews	RJA (Bob) Donker	CJ (Christopher) Lanagan	EA (Elizabeth) Reppion
SA (Slater) Asnicar	MP (Matthew) Du Payne	AG (Andrew) Lanning	DJ (Dillon) Robinson
EP (Edward) Backstrom	JM (James) Durkin	DG (Daniel) Larke	BE (Benjamin) Roden-Cohen
IG (Isaac) Bacon	JW (Joshua) Durkin	CW (Cameron) Lavis	FR (Francis) Rosbrook
B (Brendan) Badenhorst	COM (Cameron) Farrell	SG (Stuart) Law	MJ (Martin) Ryan
J (Jacques) Badenhorst	LW (Luke) Feldman	EJ (Ethan) Lehmann	MB (Mia) Ryan
RJ (Robert) Bailey	BJ (Ben) Fitzgerald	CN (Christie) Lewis	BA (Brodie) Saw
JE (James) Ball	MF (Michael) Frame	DW (Darcy) Lewis	MA (Mitchell) Scott
DI (Darshan) Bandara	NM (Nathan) Francis	KP (Kuyen) Lewis	SR (Sean) Scott-Burrows
MD (Marc) Banvill	CW (Caleb) Fricker	N (Nathan) Lloyd	MG (Matthew) Shallcross
AE (Alice) Barker	MA (Matt) Friend	AA (Adam) Lockhart-Krause	CS (Christopher) Sharpe
LJ (Lachlan) Bartholomew	RD (Rufus) Gandhi	NEE (Neve) Lynch	PD (Peter) Sherman
HJ (Harrison) Beath	CR (Callum) Garden	ON (Owen) Lynch	BM (Brendan) Shinnick
JH (Jack) Beath	WA (William) Garske	PF (Peter) Lynch	ML (Michael) Shinnick
SJ (Stephen) Beaton	TB (Thomas) Gibson	CP (Cooper) Mackie	CM (Cameron) Skinner
LA (Lachlan) Bembrick	OS (Owen) Gilchrist	SL (Sofi) Maddox	CJ (Christopher) Smith
CB (Charlie) Best	S (Stephen) Gill	D (Danny) Malone	JT (Jordan) Squire
DJ (Dylan) Bibby	JJ (Joshua) Gittins	JN (Jon) Malone	LJ (Liam) Stack
HF (Hilton) Bidgood	AJ (Andrew) Gode	SG (Sam) Malone	MT (Mark) Stekete
MT (Martin) Blackman	SJ (Steven) Gode	J (Jeff) Mays	JM (Jonathan) Stoddart
BJ (Brendon) Boyd	AE (Abigail) Godfrey	JA (Jacob) McCall	MT (Mitchell) Stubbings
HB (Hayden) Boyd	AR (Adam) Gray	CG (Craig) McElligott	LR (Luke) Stutter
JE (James) Boyd	SD (Stephen) Grummitt	MG (Matthew) McFadden	LA (Laine) Sunderland
N (Nicholas) Bradford	MA (Mark) Gulliver	NM (Nick) McGill	TM (Tierney) Sunderland
JA (Jessica) Bradley	AE (Archer) Halliday	BD (Brock) McLachlan	K (Kara) Sutherland
FA (Flynn) Brien	WR (Wayne) Hamburger	DP (Dylan) McLachlan	OG (Odette) Tartak
AL (Anthony) Bristow	MM (Matthew) Hammond	NB (Nicholas) McPhee	ML (Matthew) Taylor
LC (Laurence) Bristow	AL (Abby) Harris	P (Parth) Mehta	XL (Xavier) Thornton
AJ (Aaron) Brown	MR (Mitchell) Harsant	AA (Allan) Meincke	SJ (Simon) Tolhurst
AJ (Anthony) Brown	SB (Stan) Harvey	BR (Blake) Micallef	MJ (Michael) Toolis
GC (Gavin) Brown	TJ (Thomas) Hastie	BJ (Brayden) Miles	DR (Darin) Turner
JJ (Jonte) Brown	LR (Luke) Hauritz	NJ (Nathan) Millard	JH (Jaida) Twigg
KC (Kaidyn) Brown	CM (Callum) Hayes	ND (Nicholas) Miller	MP (Mitchell) Van Homrigh
T (Tobyn) Burvill	SW (Sebastien) Hetzel	IN (Isaac) Mills	JN (Janu) Varatharajan
AR (Adam) Callinan	SD (Sam) Heyward	GW (Grant) Mitchell	SW (Samuel) Waite
RG (Rory) Campbell	JJ (James) Hicks	MC (Matthew) Moore	DC (Declan) Walker
GJ (Greg) Carlson	ST (Sam) Hicks	DC (Dylan) Mullen	JJ (James) Wallington
NL (Nathan) Carroll	AR (Anthony) Horgan	LK (Lexie) Muller	MG (Matthew) Walter
WG (Gill) Chapman	JG (Jacob) Horswill	CW (Chris) Murdoch	LR (Leigh) Warner
EJ (Emily) Charman	MG (Mark) Horswill	CD (Christian) Murphy	JJ (Jack) Warren
MC (Manav) Chhabra	MM (McCauley) Hughes	KM (Krishna) Nair	HD (Hugh) Weibgen
AG (Annaliese) Childs	NJ (Nathan) Inglis	CR (Caitlin) Nankivell	RZ (Reece) Wenzel
EJ (Ethan) Clarke	WC (William) Jackson	GC (Grace) Nankivell	OG (Oliver) West
HJ (Harry) Collier	ST (Stephen) Janes	DT (Daniel) Neill	ML (Megan) White
TA (Thomas) Collier	MW (Michael) Jeh	JB (John) Neill	PD (Paul) Whybird
TJ (Thomas) Conway	Z (Zanden) Jeh	JS (Joshua) Neill	DM (Donal) Whyte
DJ (Daniel) Cook	KG (Kiara) Johnson-Wood	JP (Jack) O'Neill	HG (Hayden) Whyte
CA (Carly) Cooper	RA (Rory) Johnston	JR (Jesse) O'Neill	JR (James) Whyte
JE (Jaime) Cope	TH (Thomas) Jolly	TJ (Timothy) O'Rourke	JD (Jack) Wildermuth
SW (Samuel) Cope	AW (Aaron) Jones	TS (Thomas) Pappalardo	EL (Erin) Wilkinson
TJ (Thomas) Copley	RH (Robert) Jones	TG (Tallulah) Paul	ST (Stuart) Wilkinson
LP (Luke) Corlis	SS (Shane) Kabel	BA (Bronte) Pearson	CB (Cameron) Willis
DW (David) Cottee	MT (Mary) Kelly	HT (Heath) Pedrola	JK (Jack) Willis
PW (Patrick) Cotter	CF (Clinton) Kempnich	LG (Liam) Petersen	HP (Harry) Willmington
CR (Christina) Coulson	MJ (Matthew) Kennedy	LD (Lachlan) Pfeffer	NJ (Nicole) Wills
AO (Aster) Cowan-Dillon	DM (David) Khan	MR (Mitchell) Pickford	AR (Andrew) Woodroffe
EW (Emrys) Cowley	UT (Usman) Khawaja	LH (Liam) Querido	
TM (Tom) Cramb	FJ (Finlay) King	LJ (Leteysha) Randall	
BL (Bruce) Crawford	LA (Lachlan) Kirk	CI (Conor) Rees	

EXECUTIVE SUMMARY

INTRODUCTION

The Executive is pleased to present this Annual Report and Financial Statement of the Valley District Cricket Club, for 2017/18.

This year we fielded 109 teams, involving a massive 1,398 players registered with the club. We have had a very successful season both on and off the field with silverware in the cabinet, a massive number of players, including a large increase in female players participating and the club is in a healthy financial position.

The list of volunteers that contributed this year was again long, as it must be to operate on such a large scale. To everyone, including the President, Vice Presidents, the Executive, the Committees, the captains, coaches, managers, scorers, canteen helpers & assistant ground staff, the value of your input is immeasurable. On behalf of the whole Valley family, I sincerely thank each and every one of you, as we would not have such a wonderful club without you.

SENIORS

This year we had eight teams make premierships semi finals, with six going on to contest the grand finals where we won four flags. Bob Donker (Fourth Grade), Cameron Skinner (Fifth Grade), Clinton Kempnich (Sixth Grade) and Greg Carlson (C1 Subbies) were the successful premierships winning skippers. In addition, Legends T20 won their championship under the astute captaincy of Chris Lanagan.

First Grade had an up and down season, at times playing excellent match winning cricket. Unfortunately, bad weather at the business end saw them finish in 5th, just out of the semifinals, which also happened to Second Grade. The team was ably assisted by Jim Shinnick as team manager and Pat Culpan as scorer, along with an increasing number of loyal supporters. We were competitive in all other grades, with a number of young players coming through, so the future looks good.

Our coaching staff were fairly much unchanged from last season, with a huge thank you to Peter Drinnen, Brad Murphy, Jim Whyte, James Durkin, Harsha de Silva, Adam Gray and Zeldine Barnard for bring our teams and players up yet another notch.

Each of the senior sides' captains and the selectors have again put everything into their roles. We are fortunate to have you involved and hope you all return next season. A special word of thanks to Matt Walter who took on the difficult role as Chairman of Selectors once again.

JUNIORS

The Executive sincerely thanks the Junior Management Committee for successfully organising 94 teams and 1165 players across grades from Under 8's to Open, as well as the T20 Blast and In2Cricket programs. I have said it before, but somehow the JMC achieves what seems impossible each season, with massive numbers of players. It is very pleasing to note the increasing number of young girls playing in the junior ranks.

Thanks to long serving member Clinton Kempnich for managing such a dedicated team this year, along with his efforts as the junior coaching director. Special thanks must also go to Robert Bailey, who was worthy winner of the Frank & Noreen Vidler Memorial Trophy for his time and effort in increasing the junior female numbers playing at our club. This season we had 157 junior and senior female players, much of which can be attributed to Rob's tireless dedication.

Congratulations to the players, coaches and managers of the following Junior Premiership winning teams:

- U15 Girls Blue
- U14 Boys Green
- U13 Boys Silver
- U13 Girls Blue

Clinton Kempnich continued the very popular specialist coaching sessions for the players, as well as sessions to coach the coaches. Coaches and players from neighbouring junior cricket clubs have also been invited to some these sessions. This interaction between clubs has been very well received. In coming seasons we are hopeful that there will be an increased focus on specialist coaching for our junior players.

Once again, many Valley juniors were introduced to senior cricket during the season. The pathways program continues to be a remarkable success and is one of the reasons I feel our club is heading in the right direction with a bright future. This program helps make a young player's transition into the senior ranks more enjoyable and less intimidating.

Although not everyone can play First Grade, there is always room for young, enthusiastic club members throughout the grades and for them to become part of the great Valley family.

GIRLS/WOMEN'S CRICKET

In our fourth year back in senior women's competition we once again fielded teams in both First and Second Grade. Whilst we did not make any of the finals, our young teams were competitive throughout the season. We welcomed first class player Kara Sutherland to our ranks and it was great to have a current Queensland player for our younger players to have as a mentor.

In all we had 157 female players this season, which is a great foundation to build on for future years. Thank you to Robert Bailey and other members for the increasing focus on junior girls' cricket.

CRICKET ACADEMY

Peter Drinnen once again ran a cricket academy at the club, providing additional high-level coaching to many of our junior players. This third year was a great success and allowed us to channel some of the profits into more training equipment.

GROUNDS, WICKETS & BUILDINGS

Thank you to Jim Whyte who took over the portfolio to ensure our grounds, training facilities and buildings were prepared to the highest of standards.

Much thanks must go to Richard Anderson and Bob Donker on their work in obtaining grants.

We once again are working with GPS Rugby, State Government and Brisbane City Council to provide the best facilities we can. A big thanks to Grant Mitchell and Richard Anderson who are our liaison people working with the rugby club. A word of thanks must also go to Max Walters and his team at Queensland Cricket for their endeavours to bring all club facilities up to a premier cricket standard.

SOCIAL EVENTS & FUND-RAISING

Sponsorships are a major source of income that helps the club to further develop its facilities and coaching programs, so a very sincere thank you to all our wonderful sponsors, particularly our major sponsors: Keith Dudgeon & family of Keith Dudgeon Cricket Specialist; Stuart Rees of Broadly Rees Hogan Lawyers and James Simpson of City Automotive Group. A huge thank you to Kaz Willis who took on the role of sponsorship co-ordinator.

Many of our sponsors have been with us for a long time, which makes their support all the more significant. The support of our sponsors should be greatly appreciated by all club members and we ask all members to in turn support our sponsors' businesses as much as possible. All our sponsors are listed on the back cover of this report.

Thank you to Donna Meredith for once again supervising the canteen and to everyone who volunteered during the season by either cooking the BBQ, serving behind the counter or cleaning up afterwards. Every dollar earned through the canteen and our functions is one less dollar we need to raise from fees.

Trophy Night was held at the Paddington Tavern and it was another memorable evening. It was great to see over 160 people in attendance, our largest number for over two decades. Thanks to Grant Mitchell and Gavin Brown for organising and running the event, with assistance from Pat Culpan for the statistics. Congratulations to all award winners.

CRICKET COMMITTEE

Thanks to former First Grade skipper Brett Neill. Brett brings a wealth of experience to this role, having played First Grade in Sydney, Adelaide and Brisbane. Thanks to the rest of the Cricket Committee, who once again managed much of the day to day running of our senior cricket program. Their advice and recommendations to the Executive regarding captaincies, coaching and player conduct were of the highest order.

VALLEY CRICKET OLD BOYS ASSOCIATION

Thank you to the Old Boys Association led by club president Peter Easton for the support you provide to the club and for creating an environment where past players can still be actively involved. For more news about this Association, please refer to the report on page 9.

OBITUARIES

The club extends condolences to anyone who lost love ones during the past year.

It is with regret we note the passing of the following Old Boys:

Robert David Haupt: Born 1 March 1922, died 5 September 2017 in Brisbane. He played 232 matches for VDCC from 1937 to 1964 including 167 in First Grade. Bob was awarded life membership of the club in 1962.

Percy Lionel Cramb: Born 9 April 1934, died 13 November 2017 in Brisbane. He played 85 matches for VDCC from 1953 to 1962 including 33 in First Grade. Percy was the grandfather of Tom Cramb, who made his debut in First Grade this season.

THE ANNUAL REPORT

Thank you to all involved in the production of this Annual Report, particularly to Pat Culpan for compiling senior statistics and records, Amy Lee for the junior statistics, to Jon Stoddart and Peter Kent for their compiling/editing of the report.

THE EXECUTIVE COMMITTEE

Thank you to all members of the Executive Committee for their efforts and support during the year. Their availability to discuss and resolve issues whenever they arise is much appreciated. Special thanks once again to our club secretary Grant Mitchell whose tireless daily input goes well beyond his secretariat role. Thanks also to life member and former club chairman Peter Kent for the work he does as bookkeeper for the club to take much of the pressure off the Treasurer.

MEETINGS

The Executive Committee met 12 times during the year after the Annual General Meeting of 7th August 2017, as did the Junior Management Committee.

Jon Stoddart and Peter Sherman were the Club's delegates to Queensland Cricket's General Meetings and Annual General Meeting.

Mark Irwin was a member of the Queensland Sub Districts Cricket Association Management Committee.

Robert Bailey was on the committee of the Brisbane North Junior Cricket Association.

Chris Zipf was our delegate to the Brisbane North Junior Cricket Association's meetings.

IN CLOSING

Finally, thank you once again to our Office Bearers, Committee Members, sponsors, coaches, managers, selectors, captains, scorers, grounds and canteen helpers, and all volunteers for their efforts and support throughout the year. Your contributions are absolutely vital to the running of the club and are greatly appreciated.

A special thank you to the families and partners of our tireless workers not only for putting up with the extraordinary amount of time these workers spend on club matters, but in many cases assisting yourself in ensuring the largest cricket club in Australia (and possibly the world) continues to grow from strength to strength and keep youth busy in sport.

On behalf of the Executive Committee, I have pleasure in presenting our 118th Annual Report and Financial Statement.

Pat Culpan
Executive Chairman

VALLEY CRICKET OLD BOYS ASSOCIATION

Our Old Boys Association is now seven years old. Its aims are as follows:

1. To re-establish communications, friendships, and gatherings of old boys, friends and supporters of the Valley District Cricket Club family.
2. To support the Valley District Cricket Club in whatever ways it can, including financial support, to help secure its future and further develop the club's facilities and coaching and development programs.

Committee Members for 2017/18 were:

Peter Easton (President), Jon Stoddart (Membership Secretary), Ivan Board, Keith Dudgeon, Geoff Trivett, Col Cooke, Mike Weir, Noel King, Kev Logan, Chris Lanagan and Damian Hickey. The Committee met five times during the year.

We had 46 members this year, contributing a further \$4,170 towards club projects. Our current balance is \$9,562.00.

Presidents at Home days were held on several First Grade home matches.

An Old Boys golf day was held at Wantima Golf Club on Sunday 9 July. Numbers increased markedly with nine fours taking part in a very enjoyable day.

A project we undertook this year was to update and renew the signage on our existing honour board. To help fund this project, the Committee ran a raffle for senior club members. Tickets were \$5 each and we sold 240 books for a total of \$6,000. Prizes were one of our superb signed and framed Test Player bats as first prize, with a VDCC cream playing shirt signed by Matthew Hayden as second prize. This project has since been completed and the upgraded and renewed board will give it many more years of life. Thanks to all who helped make this raffle a success.

During the season, the Old Boys also financed new black shade-cloth screens for white ball cricket on our two main ovals. We also had black curtains made to cover the white picket fence on Peter Easton Oval beneath the sight screens.

In all, the Old Boys have now contributed in excess of \$20,000 towards club projects.

Membership Fees were as follows:

\$50 Member – newsletters, invitations to club functions and matches, and a copy of the Annual Report (by request).

\$100 Member – as above plus a choice of club clothing which could be a shirt or short or cap, and, a lunch ticket for a burger and drink.

Memberships are not restricted to past players. Supporters, current players, parents and grandparents are more than welcome. Your membership entitles you to be part of the Valley Family and you are encouraged to attend any club functions.

GPS Rugby recently replaced the four timber light poles erected more than 30 years ago with new steel poles. Two even larger poles with multiple lights are planned to be erected by our club before the start of next season, at an estimated cost of \$350,000. The Queensland Government has promised to help, with a grant of \$300,000 towards this project. With the new lighting capacity, the club will soon be able to schedule Day-Night limited overs fixtures during the season.

While the future will surely see senior cricket played under lights at Premier Cricket Clubs, the younger players of today are already playing under lights. This season we had 130 girls playing on Thursday nights and on Friday nights we had more than 300 juniors on the fields, starting with Milo in2Cricket for five to six-year olds, followed by the Super Sixes competition for Under 8's and Under 9's.

Thanks to Stoddy and all committee members for their assistance during the season.

We are constantly looking for new members for the Old Boys. This will give you a chance to look at our First Class grounds and facilities... an opportunity to assist the club into the future.

For further information, contact Jon Stoddart on 0413 439 600 or Peter Easton on 3355 3044.

Peter Easton (President)



Old Boys at the Annual Awards Night.

MARKETING & SPONSORSHIP REPORT

This season was our first with a dedicated part-time marketing and sponsorship manager. I was happy to take on the challenge of working with the Junior Management Committee and Executive to build on our strong relationships with our sponsor base.

Keith Dudgeon Cricket Specialists generously continued their tradition of more than 30 years, anchoring as our Platinum Sponsor.

This season a number of new sponsors were welcomed, including:

- **Keeper Financial**
- **Meat at Billy's**
- **Physio Works**
- **Midas Ashgrove**
- **Brisbane Isuzu**

They joined our existing sponsor group of:

- **Broadley Rees Hogan**
- **City Subaru**
- **Visis Private Wealth**
- **Building Certification Group**
- **Fitness 4U**
- **Dudgeon Academy**
- **Propel Fit**

Without the generous contributions of these sponsors we would be unable to offer some of the great programs and coaching that we have become so well known for.

Our Super Sixes competition together with the In2Cricket and T20 Blast programs, continue to see growth in numbers. We also continue to work closely with Queensland Cricket to ensure that we offer programs that encourage children to play cricket and build a love of the game.

With the recent approval of a government grant to provide additional lighting at our grounds, we will soon be in a position to add night fixtures to our season calendar, providing more opportunities for some of our Junior teams to play on their home fields.

There is definitely a lot to be excited about as we close off this season and start planning for our next!

Karen Willis
Sponsorship Manager



Premier Sponsor signage on Peter Easton Oval



The Meat at Billy's team proudly wear their VDCC caps

COACHING REPORTS

FIRST GRADE SQUAD COACHING REPORT

Well it is amazing how quickly a season passes. Once again it has been an incredible year for a club that continues to lead the way in its participation levels and commitment to the community in providing a safe and very enjoyable environment for all ages to enjoy the great game of cricket. The people within the club driving it forward are progressive thinking and proactive and this certainly helps those at ground level operating teams and working the game. It is truly a great club to be involved in.

If you look at some of the achievements this season, they show just how strong the Valley District Cricket Club is.

- 3rd in the club championship (missing first spot by 86 points, previous season by 80 points)
- 8 senior teams playing in semi finals
- 6 teams playing in grand finals
- 4 grand final winners plus the legends

When we reflect on a season it is always easy to look at the last round or two and question whether we could have done more. To be fair, we must reflect over the whole season and there is little doubt there were key moments and games that could have seen both First and Second Grade make it in to the 4 and be playing finals cricket. The 2 day round against Ipswich was one of those times that if weather hadn't intervened, both teams may have pushed for maximum points and given how close we were to the 4, it could have made the difference. We were blessed for that weekend, with players back from State duty bolstering both teams.

Having said that, playing a large percentage of the season without your State players and also missing your captain for 6 weeks through injury, certainly provides challenges. The commitment and determination both the First and Second Grade sides showed during this period was very pleasing, with many young players accepting the opportunities presented. From a coaching point of view, this bodes well for the future and is extremely exciting for the club. I mentioned in last year's report how important it is for the club that the top 2 grades find a way to earn points without their State players. I believe this season we made a significant step forward, given we also had to play 6 weeks without another of our captain.

This club is blessed with quality cricketers throughout all grades, but I want to acknowledge and congratulate all our State representatives for their outstanding contributions, for winning a Shield final and also for their ongoing commitment to the club. Our State players are not only exceptional cricketers, but quality people and I cannot speak highly enough of these young men: Usman Khawaja, Mark Steketee, Jack Wildermuth, Luke Feldman and Lachlan Pfeffer. This year saw Lachlan make his debut, a wonderful achievement and reward for two outstanding seasons, the latest containing five First Grade hundreds.

Two other players who stood out this season were Andrew Gode and Josh Dascombe. Andrew is a consistent performer with both bat and ball and this season he delivered several performances that were very special. 7/27 against Sunshine Coast in a 2 day match and an incredible 121 in a T20 against University. He was a solid performer in the Burge medal again. Josh also had one of his best seasons, performing strongly with both bat and ball. He scored an outstanding hundred opening the innings against Toombul.

I would like to also mention Adam Lockhart-Krause, who took over the captaincy in Andrew's absence through injury. Adam had to steer a young team missing 6 players through injury and State duties and he did this superbly, managing to keep us in the race.

He is a very good tactician, knows how to get the best out of his troops and is well respected in this role. Very well done Adam.

The club is in a very strong position in respect of the average age of the squad. It is a young and very talented bunch with players like Beath, Lynch, Corlis, Whyte, Neill, Knight brothers, Mullen, McLachlan brothers and there are more. It is now time given the exposure many of these players have had, to step up and consistently perform at the higher levels. Once this happens the top two grades will join in with the lower grades and compete regularly for trophies.

I would like to thank Brad Murphy, Brett Neill, Jim Shinnick and Pat Culpan for their significant contributions again this summer.

Special acknowledgement must go to Pat Culpan who scored his 200th consecutive 2 day match for the club. Quite an outstanding achievement and one that was acknowledged by both sides during the Redlands match.

It is our responsibility to ensure we continue to build on what has been achieved to date and we are forever seeking opportunities to improve all that we do. If we maintain that approach we will never stand still. It is exciting to be part of such an organisation.

An Overview of the season.

First Grade

Our preparation was slightly different this season, with a 6 week physical phase undertaken in the Coorparoo Boxing Gym organised by Grant Mitchell. It provided a new and fresh environment, with enough physical demands to test the fittest. We followed this with a skill-based program and then several trial matches. We used the same Sunshine Coast facilities as in previous years, giving us the chance to spend quality time discussing the season ahead, what we needed to improve on from the previous season and ultimately, building the unit. One of these trial matches was played under lights at Caloundra, which was a great experience for the players. All in all, a very good lead in to the season.

The season started with a one-day focus, with 5 matches up front. This helped our preparation and we started well, taking 3 wins. We achieved our 4th win in this competition against Gold Coast just before Christmas, however it was not enough for us to progress further in the competition. We finished 5th in this competition, missing the semi-finals by 3 points.

The 2 day format started in round 6, with a very hard-fought win against Gold Coast at the coast. True old style, tough cricket played on an excellent surface. Lachlan Pfeffer was outstanding, scoring his first of five hundreds (150) and he was well supported by Adam Lockhart Krause who played an outstanding knock to get us home. We achieved four wins in this competition, finishing 5th on 59.5 points and 6.5 points out of the 4.

The T20 format each year always provides challenges, as you come straight out of the 2 day format and must adjust your skills and mindset to a vastly different game. It is a format that needs practice and understanding, so to throw a handful of these matches in mid-season does ask a lot of the players, however all teams are in the same situation. We started poorly with 3 losses then finished off strongly with 2 wins. The win against University saw Andrew Gode produce a special knock of 121. We finished 8th in this competition.

Second Grade

Second Grade has been improving year by year and this season saw further progress, competing strongly in all formats. Very capably lead by Shane Kabel, this young side gelled extremely well and this showed in their performances on the park. Never easy when there is a constant changing of players, but with support from Brad Murphy, Shane and his senior players certainly provided good direction for this young side. Shane lead from the front with both bat and ball and young Josh Neill had a solid season with the bat.

This side has so much potential and they started the season with 2 from 3 wins in the 50 over format. Unfortunately, they lost their final game in this competition against the Gold Coast, though they had done enough to make the semi's. They came up against a red hot Gold Coast side again and were unfortunately well beaten, but it was a very creditable effort in this format.

Round 4 saw the start of the 2 day competition and unfortunately the boys got off to a slow start losing the first two games. They quickly turned it around with four wins from the five games to follow, finishing the season with six wins and on 77 points, just four points short of 4th place and finals cricket.

The T20 format kicked in around the Christmas period and this was an exciting competition for the lads. They played some outstanding cricket, achieving four wins from five games and making their way to the final. They suffered a heart-breaking loss to the Gold Coast, going so close in a match that had it all.

To have finished 4 points out of finals cricket, played in a semi and a final, demonstrates that this side had a very solid season in all formats and is certainly not far away from achieving more silverware. There is no doubt more of this squad will make their way to first grade and I would like to finish by stating that hard work, combined with consistently strong performances added to opportunity will see this happen. Mathew Shallcross is testament to this and just one example of many this season who progressed through the grades through showing the qualities I have just mentioned. Well done to all.

Peter Drinnen
First Grade Squad Coach



QC Presentation Dinner: Brett Neill, Matthew Du Payne, Jack Wildermuth, Richard Anderson, Peter Drinnen & Grant Mitchell.

LOWER GRADES COACHING REPORT

Final washup of senior grades season this summer was four premierships – three in Grade competition and one in Sub-Districts.

Unfortunately Third Grade were outplayed in their final and the other Subbies side were denied a contest as their semi-final was washed out. On top of this both First & Second Grade finished 5th on their tables. Pretty good results across the board as a club.

Beginning with the top 2 grades, these sides were in the mix right up until the end of the summer, both teams just missing the semis. The fact that we had 5 players play First Class cricket this year, including Lachlan Pfeffer debuting after kicking the door down with pure weight of runs, is testament to the talent at the club. When replacements were required for our rep players, there were opportunities for players who had worked hard to improve their games. No doubt the opportunity to wear a First Grade cap will stand them in good stead next summer and improve our depth, pushing these top grades to go a step further next season.

We also had Andrew Gode and Don Whyte play in the Futures League games, Donny also being a member of the Queensland Under 19 side. At the end of the season we were represented by 4 young players in the Under 17 Rookie Challenge, these being Nick McPhee, Nick McGill, Christian Murphy and Archie Halliday, from which McPhee and McGill were chosen in the Queensland Under 17 squad. In the Queensland Under 16's we were represented by Zanden Jeh. I hope we can improve on these numbers in State programmes in the seasons ahead, but this was still a good quota of Valley players this summer.

Our strength at Valleys in the lower grades is very powerful and with every team below Second Grade making the semis, that point is hammered home. To feature in four lower Grade finals as well as two Subbies finals was a fine result overall. Still, we aim to do better next year.

The Taverners side was up and down in a very close competition. Thanks again must go to Jimmy Whyte and Dave Walker for working so hard with these boys, some of whom also played grade cricket before Christmas. Plenty of talent coming through.

From some good work done in the off and pre-season we hopefully generated good club spirit in the ranks and many people played roles in achieving this. May I thank all grade captains as well as selectors, who gave of their time to try and satisfy all concerned. Tough job trying to keep everyone happy, but Matty Walter and Brett Neill did a fine job in a role that severely cuts into their own time.


Peter Drinnen as Senior Coach provided a superb all-round programme for any players keen to advance their games. He also did a great job running the Valley Junior Academy, at which quite a few of our young players also worked as coaches.

I think there is a good relationship between the junior and senior sections of the club and we work hard to make sure that opportunities are available if players are committed to taking advantage of these. Extra games such as the ones against PNG and others where we try and mix grades and ages are beneficial, especially for the younger lads but also for older players, who can act as mentors and keep things moving.

We must also be appreciative of the work of the groundstaff, in particular Tom Gibson who does a mountain of work, as well as all Valleys officials who do their best to make sure we can play the game, especially when weather intervenes!

In summary I thank all members of the club, from officials down to the players and supporters and look forward to going even better in season 18-19.

Brad Murphy
Lower Grade Club Coach



Keith Dudgeon presents Greg Carlson with the AC Didbin Trophy for Lower Grades Club Champion.

UNDER 16 L/T GRADE COACHING REPORT

This was a real roller coaster of a season for the Taverners this year. We began preseason in July and there was a palpable sense of anticipation as we trained hard and the beginning of the season drew nearer. We had a talented team assembled and felt we were a real chance to challenge for a premiership.

By the time the season arrived the anticipation had been translated into nerves. Our first match away against rivals Norths was always going to be interesting. After Jack Wildermuth made the time to come down and present the debutants with their caps, we proceeded to lose the toss and put in to bat. Losing a wicket first ball of the season was a bit of a set back and the team was on the back foot all day, despite some fighting intent. A second wicket partnership with Nick McPhee contributing 51 and Hayden Whyte 34 was our only resistance and we limped to 130 all out. This was never going to be enough on a belter of a wicket and Norths passed us 4 down.

Game 2 we hosted Wynnum. It was an opportunity to get back to winning ways and get our season back on track. Bowling first, we dismissed Wynnum for 228. One of their top order posted a ton after being dropped in the teens. Matt Moore, Josh Durkin and Will Jackson each took 2 wickets. That dropped catch may have proven costly, however our much anticipated top order batted beautifully, the top 3 passing the score in less than 40 overs. Nick McGill scored a ton, Nick McPhee 80 and Hayden Whyte 20.

Redlands next at home again saw us in the field first. We did a great job, restricting them to 136 all out. Nick McGill with 3 wickets and Josh Durkin with 2, the rest were shared around. After a few early wobbles, Nick McPhee continued a rich vein of form with 63 and with the help of Jack O'Neill 28 and Tom Conway 20 we passed the required target in just 26 overs. We were well and truly on the way.

Next we made the journey to Amberley where the Ipswich Hornets awaited at Ivor Marsden. We were confident after bowling Ipswich out for 171, Matt Moore and Hayden Whyte taking 2 wickets each. Two early wickets later and we were in some trouble with the Ipswich openers bowling heat. Enter Nick McPhee (78) and the next 4 who batted around him and we were looking in control again. Unfortunately at this point the opposition resorted to some unsavoury behaviour, which rattled us a bit and we lost 5 for 30 to fall an agonising 6 runs short. Credit to our boys who did not react to the opposition tactics.

The next week we travelled to Wests and again we gave ourselves a real chance, bowling Wests out for 151. However we had really let them off the hook after having them 7-76. Tom Collier with 4 wickets was the main wicket taker. Again we were confronted with very unsportsmanlike behaviour from the opposition and we were just not able to get our innings going. Finally all out for 105. Credit again to our boys for not getting caught up in unsportsmanlike behaviour. Our premiership credentials had definitely taken a knock.

With the round against Gold Coast rained off, we next had Uni away. This continued a trend for us of not closing out games. Losing a wicket first ball again was not an ideal start, however we managed 143 in wet conditions, Nick McGill with 85 being the stand out. We fought hard, but Uni managed to pass us 7 down with 3 overs to spare. Matt Moore was the only multiple wicket taker. We had a worrying trend of not batting our overs out and our much vaunted batting line up was just not firing. The bowling and fielding however was keeping us in games.

The next match was Souths at Souths on a postage stamp of a field. A high scoring game was always on the cards and we were not disappointed. Souths, batting first posted 7-219. Wickets were shared around with Matt Moore again the only multiple wicket taker. We finally fired in the top order and passed the score 4 down in the 46th over. Nick McGill with 89 and Nick McPhee 63 with Archie Halliday contributing 25. A solid win.

Sunny Coast at home next saw us bat first. We posted a respectable 7-204 in our 50 overs. Archie Halliday with 54, Hayden Whyte with 43 and Jack O'Neill with 31 the main run scorers. In a very exciting chase Sunny Coast got close, but we managed to hold them off by 12 runs for the win. Jack O'Neill with 3 and Tom Collier with 2 the main wicket takers.

Sandgate at Sandgate was next. Given the log jam on the table, this was now a crucial game for us. On the very batsman-friendly main oval, Sandgate posted a challenging 8-225 in their 50 overs. Mitch Harsant was the only multiple wicket taker. This was a really good team batting performance as a couple of 20's in the top order kept us in the game. Then Archie Halliday in a really exciting and mature innings made a fine 89. He was ably supported by Nick Miller with 39 and Tom Collier with 15. We managed to get home in the 49th over 9 down.

The final game had a lot riding on it, as a win meant we potentially had a grand final awaiting but so did Toombul, depending on the result. We batted first, but after 6 overs the heavens opened. We put in hours of work to try and get back on, the result of which was a 15 over game. We posted 5-82. The game fluctuated almost every ball and finally Toombul required 3 off the last ball. A leg bye to a vacant area got them home. Hayden Whyte the multiple wicket taker. In retrospect we should have used Messrs Duckworth and Lewis, as we had already faced 6 overs and Toombul should have been chasing more, but really we had cost ourselves in earlier games we should have won.

So all in all an up and down season. However we had some really good opportunities to learn from situations we should have been better in. By the end of the season we were taking responsibility for our performances and the results began to show it. However the most impressive aspect of the season was how the boys conducted themselves as a team and representatives of our club. In the current climate of dubious on field behaviour and that which we had thrown at us, our team were fantastic. A real credit to them.

I must thank all the boys for their effort, especially Mitch Harsant who attended training from Fassifern most weeks. His left arm opening bowling was key to our attack. A huge thank you to manager Dave Walker who continues to be a fantastic constant in the Valley Taverners set up.

Thanks must also go to James Durkin for his assistance and for taking on the Shane Watson Cup team. Thank you also to all the parents who assisted with scoring and support for the season. Finally congratulations to Nick McGill, Nick McPhee (who was the highest run scorer in Taverners for the season), Christian Murphy and Archie Halliday for selection in the Rookies Challenge competition.

I am convinced the club is in good hands with the calibre of these players coming through.

Jim Whyte
Under 16 Lord's Taverners Grade Coach

WOMEN'S CRICKET COACHING REPORT

We concluded yet another satisfactory Premier Women's cricket season with a fantastic away win against a full strength Gold Coast in our last outing. I use the word satisfactory instead of successful, as I feel we could have finished a bit stronger and there's always room for improvements.

Strength of the squad was lifted over the previous season, with the inclusion of 3 strong players in Kara Sutherland, Lexie Muller and Abigail Godfrey. We also had potential Second graders Emily Charman and Erin Wilkinson joining us. We lost a few regulars from last season though, as per usual.

Premier First Grade One Day Comp

Christina Coulson was appointed as the Captain and she did a fantastic job organising the pre-season activities and also taking care of team logistics during the season. This made my job a lot easier and I could devote more time attending to important on-field coaching matters.

We didn't start too well, winning a solitary game against Gold Coast in our 4 outings pre-Christmas. But, we came back strongly to win 2 of our 3 post-Christmas matches to finish 4th.

Premier First Grade T20 Comp

We decided to make a change in the team leadership for this format, appointing Leteshya Randall as captain until the end of the first half of the season. But, at Christina's request, Leteshya also captained for the remainder of the season.

We won all 4 rounds of this format before we broke for Christmas. We needed one win in our next 3 outings in the new year to potentially make the grand final. The weather Gods were not kind to us, as our 1st game back against a depleted Wests side was washed out and we lost the next two games to miss out on a final, for the second year in a row.

Key Performers

Megan White who was nursing an ankle injury, had another sterling season with the bat. She was the highest scorer with 381 runs, including four half centuries at an average of 63.50. Because of her injury she could not bowl, but when called upon to keep she was instrumental behind the stumps.

Kara Sutherland was the only QC contracted player in the team, scored 212 runs with two half centuries and unluckily fell just 3 runs short of turning one of them into triple figures. She also captured 6 wickets, including a rare hat trick in a T20.

Leteshya Randall was the highest wicket taker with 17. She also scored 144 runs and led the team admirably. For her efforts during the season, Leteysha was selected in the Queensland Country side.

Charli Knott was our only centurion this season. An unbeaten knock by the little champion against a strong GC team in our last outing saw us across the line. She scored 215 runs at an average of 30.71. She also captured 7 wickets and is easily one of the better fielders in the comp. Charli represented CA and QC U15 teams this year.

Jessica Bradley was the other half centurion in the team this season. She was involved in a record 157 run partnership with Charli in our win against GC, with a knock of 65. She scored 141 runs at 20.14 and is also our regular keeper. Jessica represented CA U15 team in the U18 National Carnival.

Christina Coulson scored 112 runs and captured 9 wickets during the season. She was part of the QC squad for the Imparja Cup and was awarded a Black Cap for her efforts.

Other State Representatives

Neve Lynch - QC U18's (9 wickets and 59 runs)
Lexie Muller - QC Country (8 wickets and 45 runs)

Players to Watch

Laine Sunderland
Tierney Sunderland
Jaime Cope
Emily Charman
Mia Ryan
Tallulah Paul
Erin Wilkinson
Aster Cowan-Dillon
Annaliese Childs

Second Grade

Christie Lewis led this young side. Adam Gray started the season as the coach, but during the season he was replaced by our injured First Grade player, Zeldine Barnard. Although she did a good job as interim coach, I recommend the club seek a coach specifically for this team, as so many of our future prospects play there and need to be guided properly to reach their potential.

Mary Kelly was the top run scorer with 238. She was followed by Elizabeth Reppion who scored 214 with two half centuries at 53.50. Odette Tartak was the third highest run getter with 155. Only other half centurion was Christie Lewis.

Tallulah Paul was the top wicket taker with 12. Joint second were Nicole Wills and Aster Cowan-Dillon, closely followed by Annaliese Childs with 9.

A very young side with lot of potential. I love their enthusiasm, hunger for information and cooperation. Although we finished 7th on the ladder, we were only 5 points from a top 4 finish.

Summary

Lot of positives to take from my second season with this wonderful club. Although we failed to win a premiership or make a final, with just 1 current QC contracted player in the squad compared to many in each of the other four First Grade clubs, we were fierce competitors and a force to be reckoned with.

Credit goes to our seniors/leadership group of Megan White, Leteshya Randall, Kara Sutherland, Christina Coulson, Zeldine Barnard and Christie Lewis for their outstanding efforts mentoring this young and inexperienced squad of players. This senior group of players is special. They readily shared their knowledge, were very approachable, made all players feel welcome and relaxed and they always led from the front.

The club is developing women's cricket in the right direction, with plenty of support from the Executive Committee. Our Girls Pathway program should be a model for other clubs to follow.

I would like to thank Pat Culpan and his executive committee for your support, Women's Cricket Committee members Greg Bradley and Kaz Willis for your guidance, Peter Drinnen, Brad Murphy and Clinton Kempnich for your cooperation at training, Grant Mitchell, Robert Bailey and Mark Harris for all your wonderful efforts with girls pathway programs, Tom Gibson and the ground staff for preparing top notch home tracks, as well as all the parents and partners for your voluntary work.

Last but not least, thanks to my players for making me feel welcome every session and game I attend. I enjoy every minute I spend with them. Thank you once again for the opportunity.

Harsha De Silva
Women's Cricket Coach

FINANCIAL REPORTS & STATEMENTS

TREASURER'S REPORT

Our great Club's financial position improved in season 2017/18, following a year of deliberate investment in 2016/17. The Club derived a net surplus of \$3,410 for the year, after depreciation and amortisation expenses of \$66,681 and grant income of \$63,582. This compared to an operating loss incurred for the prior year of \$74,095, which was after depreciation and amortisation expenses totalling \$62,734 and grant income of \$54,473.

Key information pertaining to the Club's financial performance for the year is outlined below:

- The Club's revenue continues to be heavily underpinned by our playing fees, with approximately 57.58% of our total revenue generated from this source (down from 62.44% in the prior year). The Club is aware of the need to remain competitive in terms of the price point of our playing fees and continues to explore avenues for subsidising this income. Focuses for the coming 12 months will be:
 - Lobbying Cricket Australia and Queensland Cricket for increased funding to assist in meeting our resource demands;
 - Maximising revenue from sponsorships and commercial partnerships;
 - Seeking increased revenue from our current Brisbane City Council grass moving arrangements;
 - Identifying new revenue streams; and
 - Targeting grant funding to assist not only with capital projects, but also day-to-day operational costs and activities.
- A reduction in the Club's total expenditure for the year of approximately 9.5% compared to the prior year, largely due to approximately \$40,000 of one-off ground maintenance costs being expended in the prior year. The Club's major expenditure items for the year comprised:
 - Ground maintenance costs for our grounds at Yoku Road, as well as a number of junior ovals, of \$169,269 or 32.56% of total revenue;
 - Coaching costs of \$113,086 or 21.75% of total revenue;
 - Club clothing of \$67,770 or 13.04% of total revenue; and
 - Administration costs of \$34,591 or 6.65% of total revenue.

The Club continues to review its expenditure on an ongoing basis to ensure, it is directed to cricket related activities as much as possible. A key focus for the coming 12 months will be working with Queensland Cricket on the implementation of a new ground maintenance program, which should reduce our overall costs.

We have maintained strong cash balances, which totalled \$77,893 as at 30 April 2018. Whilst the cash balances decreased by \$23,797 during the year, this was due to large items of capital expenditure (tractor / lighting project, etc) being funded entirely via existing cash reserves. Many clubs would love to have this luxury. Much of the remaining funds are earmarked for projects within our rolling development master plan, the current lighting project due to roll out across the 2018/19 season being an immediate priority. Special mention for Richard Anderson and Bob Donker, who work tirelessly applying for various grants to continue improving our facilities.

The Club is undertaking a strategic review of operations to plan for its next phase of growth, to ensure it continues to meet the needs of our members for today and the years to come. The Club's Executive, together with the Junior Management Committee and other sub committees, are already working on a number of actions in this regard, which will be communicated to members in the months ahead. Remember that your club works due to the tireless efforts of volunteers, so any assistance raising income or reducing expenditure will help us improve our offering as a cricket club.

Many thanks to Pat Culpan and Peter Kent who provide tremendous support and assistance in my role as club Treasurer. Peter Kent in particular continues to look after our books and makes my job so easy. A big thank you also to Danny Malone as JMC Treasurer, the whole JMC, my fellow Executive members, other volunteers and our many sponsors who contribute to Keeping Youth Busy in Sport.

Mark Jones
Honorary Treasurer

INDEPENDENT AUDITOR'S REPORT **TO THE MEMBERS OF** **VALLEY DISTRICT CRICKET CLUB INC.**

Scope

We have audited the Balance Sheet and Income & Expenditure Statement of the Valley District Cricket Club Inc for the year ended 30 April 2018.

The Office Bearers are responsible for the preparation and presentation of the Balance Sheet and Income & Expenditure Statement and the information contained therein. I have conducted an independent audit of the Balance Sheet and Income & Expenditure Statement in order to express an opinion on it to the members of the Valley District Cricket Club.

Our audit has been conducted in accordance with Australian Auditing Standards to provide reasonable assurance as to whether the Balance Sheet and Income & Expenditure Statement are free of material misstatement.

Our procedures included examination, on a test basis, of evidence supporting the amounts in the Balance Sheet and Income & Expenditure Statement and the evaluation of accounting policies and significant accounting estimates. These procedures have been undertaken to form an opinion as to whether, in all material respects, the Balance Sheet and Income & Expenditure Statement present a view which is consistent with our understanding of the financial position and the results of the operations of the Valley District Cricket Club.

The audit opinion expressed in this report has been formed on the above basis.

Qualification

It is not possible to establish control over donations, subscriptions and fund raising income prior to their entry into the accounting records, nor is it practical for me to ensure that all such income has been received and recorded. Our audit relating to donations, subscriptions, and fund raising income was therefore limited to the amounts recorded in the financial statements.

Qualified Audit Opinion

In our opinion, except for the effect, if any, on the Balance Sheet and Income & Expenditure Statement of the matter referred to in the qualification paragraph, the Balance Sheet and Income & Expenditure Statement presents fairly the financial position of the Valley District Cricket Club as at the 30 April 2018 and the results of its operations for the year then ended.

Russell Maddock CPA
Irwin & Associates Pty

VALLEY DISTRICT CRICKET CLUB INC.

PROFIT & LOSS STATEMENT FOR THE YEAR ENDED 30 APRIL 2018

2017			2018
\$	Income		\$
	CA/QCA Funding		
71,845.30	ACA/CA/QCA Funding	81,625.00	
0.00	QCA Corporate Box Proceeds	645.45	
416.67	QCA Lord Taverner's Sponsorship	416.67	
<u>500.00</u>	QCA Sponsorship Distribution	<u>0.00</u>	
72,761.97			82,687.12
	Match Fees & Subscriptions		
81,313.51	Seniors	78,530.49	
<u>231,691.34</u>	Juniors	<u>220,829.80</u>	
313,004.85			299,360.29
	Canteen		
63,128.15	Sales	71,883.10	
1,426.89	Club Social Functions	230.01	
	Less: Cost of Sales	(56,697.36)	
<u>(59,785.82)</u>	Canteen Stock & Expenses		
4,769.22			15,415.75
	Other Income		
28,605.78	Sponsorships	42,487.50	
3,381.76	VDCC Old Boys Association	3,940.84	
781.82	Ground & Clubhouse Hire	3,953.18	
3,096.67	Bank Interest	1,561.16	
51,628.64	Cricket Academy	38,570.48	
909.03	Art Unions & Raffles	4,779.17	
2,163.63	Merchandise Sales	1,674.55	
20,170.15	Grass Cutting	20,508.35	
0.00	Commission	<u>4927.73</u>	
<u>110,737.48</u>			<u>122,402.96</u>
<u>501,273.52</u>	Total Income		<u>519,866.12</u>
	Expenses		
	Fees & Charges		
4,100.00	QCA/Player Insurance	4,936.36	
8,154.55	Qld Sub Districts Cricket Assoc.	5,850.00	
18,985.00	Brisbane North Junior Cricket Assoc.	15,846.46	
6,885.45	Warehouse Cricket Association	1,416.82	
<u>300.00</u>	South East Qld Junior Cricket Assoc.	<u>150.00</u>	
38,425.00			28,199.64
	Cricket Equipment & Players Expenses		
35,126.55	Cricket Ball Expenses	35,345.54	
10,891.01	Cricket Equipment Expenses	4,455.72	
1,112.73	Scorebooks	1,325.46	
55,004.64	Coaching - Seniors	66,473.26	
21,824.33	Coaching - Juniors	19,155.45	
41,144.35	Coaching - Academy	27,457.50	
2,726.33	Trophy Night - Seniors	6,519.13	
9,033.40	Trophy Day - Juniors	2,753.54	
7,231.82	Annual Report	7,908.55	
445.50	Photographs	3,837.22	
<u>74,216.71</u>	Club Shirts, Caps & Merchandise	<u>67,769.55</u>	
258,757.37			243,000.92

PTO for further EXPENSES

2017		2018
\$	EXPENSES (continued)	\$
	Grounds & Building Expenses	
155,427.61	Ground Maintenance	128,180.93
10,129.20	Groundsman - Wages	3,996.40
2,574.73	Superannuation (including Groundsman)	2,369.08
182.68	Workers Compensation	662.45
5,986.49	Council Rates & Lease Charges	6,351.87
9,515.81	Machinery Repairs & Maintenance	5,605.36
11,754.32	Ground Hire Expense	1,110.00
5,183.21	Building Maintenance/Cleaning	5,538.71
3,957.15	Waste Disposal	4,007.75
7,843.10	General Insurance	11,446.17
<u>212,554.30</u>		<u>169,268.72</u>
	Administration Expenses	
1,657.97	Telephone	1,636.32
443.03	Stationery	446.66
6,998.41	Bank Charges	7,410.49
950.00	Donations	975.00
6,000.00	Honoraria	7,000.00
18,317.17	Administrators	34,591.26
51.70	Government Charges & Fees	260.85
180.19	Postage & Shipping	218.23
3,059.54	Club Functions & Meetings	6,063.60
1,115.88	Advertising	518.64
1,878.20	Gas	970.78
14,702.78	Electricity	10,559.75
246.74	Computer & Website Expenses	294.51
1,769.08	Audit & Bookkeeping Expenses	1,942.72
<u>57,370.69</u>		<u>72,888.81</u>
567,107.36	Total Operating Expenses	513,358.09
<u>(65,833.84)</u>	Operating Surplus / (Deficit)	<u>6,508.03</u>
	Depreciation & Amortisation	
15,339.23	Depreciation	18,454.50
46,744.55	Amortisation	51,356.15
650.18	Loss (Profit) on Disposal of Assets	(3,047.52)
<u>62,733.96</u>		<u>66,763.13</u>
<u>629,841.32</u>	Total Expenses	<u>580,121.22</u>
<u>(128,567.80)</u>	Profit (Loss) Before Abnormal Income	<u>(60,255.10)</u>
	Abnormal Income	
54,472.69	Grants	63,582.25
0.00	Prior Year Adjustments (GST/Super)	
<u>(74,095.11)</u>	Net Surplus / (Deficit)	<u>3,327.15</u>

VALLEY DISTRICT CRICKET CLUB INC.
BALANCE SHEET AS AT 30 APRIL 2018

2017		2018
\$		\$
	Current Assets	
	Cash on Hand	
6,026.82	Suncorp Cheque Account	2,658.51
93,668.27	Suncorp - VDCC Special Projects A/c	73,229.43
<u>1,995.00</u>	Suncorp - Cash Card Account	<u>2,005.00</u>
101,690.09	Total Cash on Hand	77,892.94
15,261.50	Stock	20,212.85
<u>31,853.86</u>	Sundry Debtors	<u>18,666.21</u>
		<u>38,879.06</u>
<u>148,805.45</u>	Total Current Assets	116,772.00
	Current Liabilities	
25,020.08	Trade Creditors	2,985.50
582.80	Other Creditors	1,848.84
<u>75.17</u>	Net GST Obligation	<u>2,097.85</u>
<u>25,678.05</u>	Total Current Liabilities	<u>6,932.19</u>
123,127.40	Working Capital	109,839.81
	Non-Current Assets	
	Buildings & Improvements	
3,176.84	Roller Shed at cost	3,176.84
136,222.27	Groundsman's 6-Bay Shed at cost	136,222.27
94,882.49	Pavilion (Peter Easton Oval)	94,882.49
150,560.68	Improvements at cost	150,560.68
<u>(153,953.62)</u>	Amortisation - Building & Improvements	<u>(161,865.45)</u>
230,888.66	Total Buildings & Improvements	222,976.83
	Plant, Machinery & Equipment	
263,942.77	Plant, Machinery & Equipment	276,356.45
<u>(201,320.25)</u>	Accum. Deprec. - Plant, Machinery & Equip.	<u>(192,009.04)</u>
62,622.52	Total Plant & Equipment	84,347.41
	Grounds	
409,821.88	Ground Redevelopment (at cost)	409,821.88
16,423.05	Field Lighting Project (at cost)	62,539.05
125,243.58	Nets Refurbishment 07/08 (at cost)	125,243.58
117,653.17	New Nets/Old Groundsman's Shed (at cost)	117,653.17
29,585.45	New Wicket - Jubilee Park	29,585.45
<u>(274,701.74)</u>	Amortisation - Grounds	<u>(318,146.06)</u>
<u>424,025.39</u>	Total Grounds	<u>426,697.07</u>
<u>717,536.57</u>	Total Non-Current Assets	<u>734,021.31</u>
	Non-Current Liabilities	
4,998.50	Vidler Memorial Trophy Trust	4,868.50
<u>4,998.50</u>	Total Non-Current Liabilities	<u>4,868.50</u>
<u><u>835,665.47</u></u>	Net Assets	<u><u>838,992.62</u></u>
	Accumulated Funds	
909,760.58	Balance 1 May 2017	835,665.47
<u>(74,095.11)</u>	Current Year Surplus / (Deficit)	<u>3,327.15</u>
<u><u>835,665.47</u></u>	Total Accumulated Funds	<u><u>838,992.62</u></u>

TROPHIES & AWARDS

Keith Dudgeon Sports Goods Trophy - First Grade Champion:

Lachlan Pfeffer – 692 runs, 14 catches, 1 stumping: 25.36 points

Gill Chapman Trophy - First Grade Squad Encouragement Award:

Mens: Luke Corlis

Ladies: Christina Coulson

Geoff Trivett Trophy - 1st/2nd Grade Limited Over Champion:

Andrew Gode – 485 runs, 9 wickets, 5 catches: 19.65 points

A.C. Dibdin Trophy for the Lower Grades Club Champion:

Greg Carlson - 342 runs, 39 wickets, 11 catches: 19.47 points

Peter Easton Trophy for the Foremost Under 18 Grade Players:

Mens: Nick McGill

Ladies: Charli Knott

Broadly, Rees, Hogan - Ladies 1st Grade Champion Player:

Megan White - 381 runs, 5 catches, 2 stumpings: 13.73 points

Broadly, Rees, Hogan - Ladies Lower Grade Champion Player:

Mary Kelly - 238 runs, 5 catches: 8.64 points

Ken Mossop Memorial Trophy for Most Runs in all Premiership Grades:

Lachlan Pfeffer - 692 runs in 1st Grade

Norm McMahon Memorial Trophy for Most Wickets in all Premiership Grades:

Tim O'Rourke - 46 wickets in 3rd and 4th Grades

Ray Heaps Trophy for the Highest Score in all Grades:

Lachlan Pfeffer - 158 runs v University of Queensland in First Grade

C.R. Thorne Memorial Trophy for Highest Partnership all Grades:

Lachlan Pfeffer and Jack Beath

194 runs v University of Queensland in First Grade

Doug Thorne Memorial Trophy for the Best Bowling Performance in all Grades:

Daniel Larke - 9 / 35 v Western Suburbs 4th Grade

Doug Murphy Memorial Trophy for the Most Dismissals by a Wicket Keeper:

Paddy Cotter - 32 (29 catches & 3 stumpings) 4th Grade

W. Leggat Memorial Trophies for the Most Catches by a Fieldsman:

Bob Donker - 20 catches

Player of the Final Awards:

3rd Grade: Aaron Jones

4th Grade: Tim O'Rourke

5th Grade: Kuyen Lewis

6th Grade: Michael Shinnick

C1 Sub Districts: Sean Scott-Burrows

Col Hoy Memorial Encouragement Award Trophies:

Col Hoy was one of Valley's most well-known and popular members. Col played 267 games for the club, from 1939 to 1987. He also had a successful umpiring career which included standing in the famous 1960/61 Tied Test at The Gabba between Australia and the West Indies, and in World Series Cricket in the late 70's. These trophies are presented in recognition of the performances, potential and good attitude of these young players:

Zanden Jeh, Nick McPhee, Josh Durkin, Tilly Paul, Mia Ryan and Annie Childs.

Frank & Noreen Vidler Memorial Trophy:

This important trophy is awarded to the person who has made the most significant contribution in relation to junior or youth cricket during the season. The person could be a coach, player, administrator, committee member, mentor or volunteer, provided that person is involved in junior cricket at the club.

This season's winner of the Frank and Noreen Vidler Memorial Trophy is **Rob Bailey**

Averages Trophies:

Qualification Rules: (Semi-Finals and Finals are included)

Batting: Senior Grades: Minimum 7 innings and 200 runs

U/16 Lord's Taverners: Minimum 4 innings, or two thirds of most number of innings, and 100 runs

Bowling: Senior Grades: Minimum 65 overs and 15 wickets

U/16 Lord's Taverners: Minimum 30 overs and 6 wickets

Women's 1st Grade Batting: Megan White – 381 runs @ 63.50

Women's 1st Grade Bowling: Leteysha Randall – 17 wickets @ 14.71

Women's 2nd Grade Batting: Mary Kelly – 238 runs @ 21.64

Women's 2nd Grade Bowling: Tilly Paul - 12 wickets @ 10.67

1st Grade Batting: Lachlan Pfeffer - 692 runs @ 76.89

1st Grade Bowling: Andrew Gode - 17 wickets @ 18.53

2nd Grade Batting: Josh Neill - 348 runs @ 34.80

2nd Grade Bowling: Shane Kabel – 20 wickets @ 12.00

3rd Grade Batting: Laurie Bristow - 346 runs @ 49.43

3rd Grade Bowling: Liam Petersen - 15 wickets @ 13.40

4th Grade Batting: Paddy Cotter - 220 runs @ 73.33

4th Grade Bowling: Tim O'Rourke - 42 wickets @ 6.57

5th Grade Batting: Kuyen Lewis - 276 runs @ 69.00

5th Grade Bowling: Martin Blackman - 19 wickets @ 10.32

6th (1) Grade Batting: Stu Wilkinson - 266 runs @ 33.25

6th (1) Grade Bowling: James Hicks - 23 wickets @ 7.65

6th (2) Grade Batting: Jacob Horswill - 371 runs @ 30.92

6th (2) Grade Bowling: Jamie Alexander - 16 wickets @ 17.94

C1 Sub Districts Batting: Sean Scott-Burrows - 260 runs @ 26.00

C1 Sub Districts Bowling: Greg Carlson - 39 wickets @ 5.10

C2 Sub Districts Batting: Luke Hauritz - 202 runs @ 40.40

C2 Sub Districts Bowling: (no qualifiers)

U/16 LT Grade Batting: Archer Halliday – 219 runs @ 43.80

U/16 LT Grade Bowling: Thomas Collier - 9 wickets @ 26.67

Shane Watson Cup Batting: Ethan Lehmann – 107 runs @ 26.75

Shane Watson Cup Bowling: Josh Durkin - 9 wickets @ 9.44

Frank Flynn Memorial Trophies:

Awarded to special club members who provided outstanding service and great club spirit: **Matt Walter**

PLAYER CAREER MILESTONE CERTIFICATES

ALL GRADES – PREMIERSHIP MATCHES

RUNS

6000 Runs
Michael Shinnick

5000 Runs
Michael Jeh

4000 Runs
Andrew Gode
Peter Sherman

2000 Runs
Brodie Saw
Josh Dascombe
Anthony Horgan

1000 Runs
James Hicks
Michael Toolis
Fergus Rees
Nick McGill
Dylan McLachlan
Conor Rees
Jacob Horswill

DISMISSALS

100 Catches/Stumpings
Bob Donker

WICKETS

300 Wickets
Martin Blackman
James Alexander

100 Wickets
Jon Malone
Matthew Kennedy

MATCHES

400 Matches
Clinton Kempnich

300 Matches
Michael Shinnick

150 Matches
Jacques Badenhorst
Tom Cramb

100 Matches
Brodie Saw
Mitchell Stubbings
Brendan Badenhorst



Congratulations to Pat Culpan for his 200th consecutive premiership match as First Grade Scorer

REPRESENTATIVE PLAYERS

AUSTRALIA	Usman Khawaja
AUSTRALIAN INDIGENOUS (Women)	Christina Coulson
QUEENSLAND	Usman Khawaja Luke Feldman Jack Wildermuth Mark Steketee Lachlan Pfeffer
QUEENSLAND ACADEMY OF SPORT	Lachlan Pfeffer Mark Steketee Luke Feldman Andrew Gode Donal Whyte
QUEENSLAND IMPARJA CUP (Women)	Christina Coulson
QUEENSLAND INDOOR (Women)	Kara Sutherland

AUSTRALIA 21 & UNDER INDOOR (Female)	Zeldine Barnard
QUEENSLAND 21 & UNDER INDOOR (Female)	Zeldine Barnard, Emily Charman, Christina Coulson
AUSTRALIA UNDER 19 INDOOR (Female)	Zeldine Barnard
QUEENSLAND UNDER 19 (Male)	Donal Whyte
QUEENSLAND UNDER 18 (Female)	Neve Lynch
UNDER 18 NATIONAL CHAMPIONSHIPS (Female) CRICKET AUSTRALIA XI	Charli Knott, Jessica Bradley
QUEENSLAND UNDER 17 DEVELOPMENT SQUAD (Male)	Nick McGill, Nick McPhee
AUSTRALIA UNDER 15 GIRLS	Charli Knott, Jessica Bradley
QUEENSLAND UNDER 15 BOYS 2017/18	Zanden Jeh
QUEENSLAND UNDER 15 INDOOR (Girls)	Annaliese Childs, Aster Cowan-Dillon, Kiara Johnson-Wood, Tallulah Paul
QUEENSLAND UNDER 14 INDOOR (Boys)	Bailey Reed



Usman Khawaja and Tasmin Gandhi during the Gabba Test.

QUEENSLAND CRICKET AVERAGES AWARDS (All Clubs)

QCA AVERAGE AWARD QUALIFICATIONS

Batting	200 runs and a total number of innings which is the lesser of 9 or two thirds of the greatest number of innings commenced by any player of their Club in that Grade
Bowling	20 wickets and a minimum of 510 balls in the Grade
Note	Queensland Cricket averages do not include Semi-Finals and Finals

Congratulations to the following Valley place-getters:

Grade	Category	Player	Average	Place
First Grade	Batting (2 day)	LD (Lachlan) Pfeffer	76.89	1st
First Grade	Bowling (2 day)	CL (Christopher) Knight	22.70	5th
Second Grade	Bowling	SS (Shane) Kabel	12.00	1st
Third Grade	Bowling	MG (Matthew) Walter	16.90	4th
Fourth Grade	Batting	M (Mitchell) Van Homrigh	52.00	1st
Fourth Grade	Batting	DG (Daniel) Larke	46.00	3rd
Fourth Grade	Bowling	DG (Daniel) Larke	8.50	1st
Fourth Grade	Bowling	TJ (Timothy) O'Rourke	9.32	2nd
Under 16 LT	Batting	AE (Archer) Halliday	43.80	5th
Under 16 LT	Batting	NB (Nicholas) McPhee	43.44	6th
Women's First Grade	Batting	ML (Megan) White	63.50	1st
Women's First Grade	Batting	K (Kara) Sutherland	35.33	5th
Women's First Grade	Batting	CR (Charli) Knott	30.71	8th
Women's First Grade	Bowling	LJ (Leteysa) Randall	14.71	2nd

QUEENSLAND CRICKET OTHER AWARDS (All Clubs)

Congratulations to the following Valley place-getters:

Grade	Category	Player	Performance	Place
First Grade	Leading Run Scorer (1 day)	AJ (Andrew) Gode	285 runs	9th
First Grade	Leading Run Scorer (T20)	AJ (Andrew) Gode	200 runs	5th
First Grade	Highest Score (all formats)	UT (Usman) Khawaja	162	4th
First Grade	Highest Score (all formats)	LD (Lachlan) Pfeffer	158	7th
First Grade	Leading Wicket Taker (2 day)	CL (Christopher) Knight	23 wickets	4th
First Grade	Leading Wicket Taker (2 day)	JM (Joshua) Dascombe	18 wickets	Equal 9th
First Grade	Leading Wicket Taker (1 day)	JM (Joshua) Dascombe	12 wickets	Equal 4th
First Grade	Leading Wicket Taker (T20)	JM (Joshua) Dascombe	9 wickets	Equal 3rd
First Grade	Best Bowling (2 day)	AJ (Andrew) Gode	7 wickets for 27 runs	1st
First Grade	Most Dismissals (2 day)	LD (Lachlan) Pfeffer	14 catches & 1 stumping	Equal 4th
Fourth Grade	Hat-Trick	KG (Keaghan) Cronin	4 wickets for 2 runs	
Fourth Grade	Hat-Trick	TJ (Timothy) O'Rourke	6 wickets for 13 runs	
Fourth Grade	Most Dismissals	PW (Patrick) Cotter	23 catches & 2 stumpings	1st
Fifth Grade	Leading Run Scorer	BA (Brodie) Saw	328 runs	1st
Fifth Grade	Highest Score	KP (Kuyen) Lewis	125* runs	1st
Under 16 LT	Leading Run Scorer	NB (Nicholas) McPhee	391 runs	1st
Women's First Grade	Leading Run Scorer	ML (Megan) White	381 runs	4th
Women's First Grade	Highest Score	CR (Charli) Knott	110* runs	9th
Women's First Grade	Leading Wicket Taker	LJ (Leteysa) Randall	17 wickets	2nd
Women's First Grade	Best Bowling	LJ (Leteysa) Randall	4 wickets for 16 runs	3rd
Women's First Grade	Most Dismissals	ML (Megan) White	4 catches & 2 stumping	3rd
Women's First Grade	Hat-Trick	ML (Megan) White	3 wickets for 15 runs	

QUEENSLAND CRICKET SPIRIT OF CRICKET AWARD

MEN'S COMPETITIONS

Club	Points
Redlands	223.98
Toombul	217.04
Valley	215.72
South Brisbane	215.23
University of Queensland	203.82
Western Suburbs	202.66
Sandgate-Redcliffe	202.34
Northern Suburbs	191.62
Wynnum-Manly	186.57
Gold Coast	172.92
Ipswich / Logan	160.58
Sunshine Coast	109.80

WOMEN'S COMPETITIONS

Club	Points
University of Queensland	77.13
Gold Coast	72.99
Sandgate-Redcliffe	70.70
Western Suburbs	68.78
Valley	60.57

PETER BURGE MEDAL POINTS

Points awarded on a 3-2-1 basis by the umpires for each day of play of every First Grade game (except finals).

Player	Club	Points
Day, Alec A	Sunshine Coast	62
Rimmington, Nathan J	Sandgate-Redcliffe	60
Sabburg, Christopher J	Western Suburbs	48
Walter, Scott	University of QLD	47
Gode, Andrew J	Valley	45
Pfeffer, Lachlan D	Valley	39
Hempfrey, Charlie	Sandgate-Redcliffe	39
Rowley, Thomas	Toombul	36
Taylor, Callum	South Brisbane	35
Thompson, Lachlan A	Sandgate-Redcliffe	34

PETER BURGE MEDAL WINNERS

1990/91	Andrew Hammelmann (Souths) & Bob McGhee (Toombul)
1991/92	Peter Clifford (Toombul)
1992/93	Andrew Courtice (University of QLD)
1993/94	Adam Dale (Wynnum-Manly)
1994/95	Dominic Ovenden (N), Peter Skuse (T) & Scott Prestwidge (W-M)
1995/96	Adam Dale (Wynnum-Manly)
1996/97	Jeff Pfaff (Gold Coast)
1997/98	Paul Argent (Souths)
1998/99	Mick Miller (Norths)
1999/00	Brendan Creevey (Sandgate-Redcliffe)
2000/01	Dale Turner (Souths)
2001/02	Greg Rowell (Wests)
2002/03	Aaron Nye (Wests)
2003/04	Nathan Rimmington (Sandgate-Redcliffe)

2004/05	Derek Tate (Toombul)
2005/06	Ben Laughlin (Wynnum-Manly)
2006/07	Aaron Nye (Wests)
2007/08	Glen Baticciotto (Sandgate-Redcliffe)
2008/09	Craig Phillipson (University of QLD)
2009/10	Chris Lynn (Toombul)
2010/11	Nick Fitzpatrick (Sunshine Coast)
2011/12	Brian May (Souths)
2012/13	Brad Ipson (Gold Coast)
2013/14	Simon Milenko (Redlands)
2014/15	Scott Walter (University of QLD)
2015/16	Sam Truloff (Western Suburbs)
2016/17	Michael Philipson (University of QLD)
2017-18	Alec Day (Sunshine Coast)

KATH SMITH MEDAL POINTS

Points awarded on a 3-2-1 basis by the umpires for each day of play of every First Grade game (except finals).

Player	Club	Points
Johnson, Sammy-Jo	Gold Coast	17
Barsby, Jemma L	Sandgate-Redcliffe	15
Kimmince, Delissa	Gold Coast	14
Ferling, Holly L	Western Suburbs	13
Birkett, Haidee	University of QLD	12
Knott, Charli R	Valley	12
Harris, Laura	University of QLD	11
Dooley, Josephine E	Western Suburbs	11
Prestwidge, Georgia	Sandgate-Redcliffe	11
Shackleton, Lauren	Sandgate-Redcliffe	10
White, Megan L	Valley	10
Sutherland, Kara	Valley	10
Riddell, Amy	Gold Coast	10

KATH SMITH MEDAL WINNERS

2002-03	Trish Brown (Valley)
2003-04	Trish Brown (Wynnum-Manly)
2004-05	Trish Brown (Wynnum-Manly)
2005-06	Trish Brown (Wynnum-Manly)
2006-07	Melissa Bulow (Western Suburbs)
2007-08	Jude Coleman (Beenleigh/Logan)
2008-09	Melissa Bulow (Western Suburbs)
2009-10	Melissa Bulow (Western Suburbs)
2010-11	Jess Jonassen (University of Qld)
2011-12	Jess Jonassen (University of Qld)
2012-13	Jude Coleman (Ipswich/Logan)
2013-14	Delissa Kimmince (Gold Coast)
2014-15	Delissa Kimmince (Gold Coast)
2015-16	Grace Harris (Western Suburbs)
2016-17	Abigail Godrey (Gold Coast)
2017-18	Johnson, Sammy-Jo (Gold Coast)

HONOUR BOARD - 2017/18

TOP 10 TABLES

First – Sixth Grades, C1 & C2 Sub Districts Grades, Under 16 Lord's Taverners Grade & Shane Watson Cup
(Not including performances in some One Day & T20 Competitions such as in First Grade, Over 40's Grade & Sunday Legends)

TOP 10 RUN-SCORERS

	Player	Total
1	LD Pfeffer	692
2	NB McPhee	523
3	NM McGill	518
4	BA Saw	490
5	ML Shinnick	474
6	JJ Hicks	442
7	LR Adams	389
8	JS Neill	387
	KPV Lewis	387
10	LC Bristow	384

TOP 10 WICKET-TAKERS

	Player	Total
1	TJ O'Rourke	46
2	GJ Carlson	39
3	TH Jolly	38
	JJ Wallington	38
5	HP Willmington	37
6	MT Blackman	34
7	WJ Kruip	32
8	DG Larke	31
9	AR Horgan	29
10	CM Hayes	28
	HJ Collier	28

TOP 10 FIELDING DISMISSALS (including 'keepers)

	Player	Catches	Stumpings	Total
1	PW Cotter	26	3	29
2	DP McLachlan	26	2	28
3	CD Murphy	20	3	23
4	ST Hicks	19	3	22
	SR Scott-Burrows	18	4	22
6	MG Shallercross	19	2	21
7	BRJA Donker	19	-	19
8	LR Hauritz	13	2	15
	LD Pfeffer	14	1	15
10	JE Boyd	13	-	13
	BA Saw	12	1	13

TOP 10 FIRST GRADE CHAMPION POINT SCORERS

	Player	Points
1	LD Pfeffer	25.36
2	JM Dascombe	17.79
3	AJ Gode	17.12
4	CL Knight	11.90
5	JH Beath	8.46
6	ON Lynch	8.28
7	AA Lockhart-Krause	7.02
8	LR Stutter	6.76
9	LW Feldman	6.47
10	MT Stekete	6.32

TOP 10 CLUB* CHAMPION POINT SCORERS

	Player	Points
1	GJ Carlson	28.86
2	JJ Hicks	23.36
3	DG Larke	23.23
4	MT Blackman	22.27
5	WJ Kruip	20.81
6	BA Saw	20.70
7	NM McGill	20.64
8	XL Thornton	20.59
9	JW Durkin	20.50
10	NB McPhee	20.39

* not including First Grade

(Points system for the above two tables: .03/run, .40/wicket, .30/catch, .40/stumping)

OUTSTANDING PERFORMANCE TABLES

CENTURY SCORERS

	Player	Score	Grade	Opponents
1	UT Khawaja	162	1st OD	Wynnum-Manly
2	LD Pfeffer	158	1st	University of Queensland
3	AJ Gode	152	1st	Sandgate-Redcliffe
4	LD Pfeffer	150	1st	Gold Coast
5	J Badenhorst	141	2nd	Toombul
6	AJ Gode	139*	1st OD	Ipswich / Logan
7	JJ Hicks	137	6th	Sandgate Redcliffe
8	LD Pfeffer	129	1st	Ipswich / Logan
9	JM Dascombe	127	1st	Toombul
10	KPV Lewis	125*	5th	Northern Suburbs
11	S Gill	123	6th	Western Suburbs
12	AJ Gode	120*	1st T20	University of Queensland
13	ML Shinnick	119	6th	Redlands
14	DG Larke	113	4th	Gold Coast
	NM McGill	113	Taverners	Wynnum-Manly
16	CR Knott	110*	Katherine Raymont	Gold Coast
17	LC Bristow	105*	3rd	University of Queensland
18	LD Pfeffer	105	1st OD	Gold Coast
19	LD Pfeffer	104	1st	Toombul
20	JGF Horswill	103	6th	6th (1) Grade
21	MR Pickford	100	4th	Sandgate-Redcliffe

CENTURY PARTNERSHIPS

	Players	Runs	Wicket	Grade	Opponents
1	JH Beath & LD Pfeffer	194	3	1st	University of Queensland
2	NM McGill & NB McPhee	188	2	Taverners	Wynnum-Manly
3	MR Pickford & DG Larke	180	1	4th	Gold Coast
4	LD Pfeffer & JM Dascombe	170	2	1st	Toombul
5	MJ Toolis & LC Bristow	164*	1	3rd	University of Queensland
6	OG West & JS Neill	158	2	2nd	Wynnum-Manly
7	JA Bradley & CR Knott	157	5	Katherine Raymont	Gold Coast
8	LD Pfeffer & LW Feldman	146	8	1st	Ipswich / Logan
9	LD Pfeffer & AA Lockhart-Krause	142	6	1st	Gold Coast
10	NB McPhee & NM McGill	141	2	Taverners	South Brisbane
11	DC Mullen & ON Lynch	139	4	2nd	University of Queensland
12	MJ Toolis & J Badenhorst	136	1	2nd	Toombul
13	AJ Gode & CG McElligott	126*	4	1st OD	Ipswich / Logan
14	JM Dascombe & ON Lynch	122	2	1st	Western Suburbs
15	OG West & TN Burvill	118	2	3rd	Ipswich / Logan
16	AJ Gode & UT Khawaja	114	3	1st OD	Wynnum-Manly
	SS Kabel & ON Lynch	114	7	1st	Wynnum-Manly
18	PW Cotter & RA Johnston	111*	4	4th	Western Suburbs
19	LD Pfeffer & LR Stutter	111	1	1st	Sunshine Coast
20	LR Hauritz & JT Squire	110	4	Sub Districts	Everton Districts
21	XL Thornton & BA Saw	108	3	4th	Redlands
22	ML White & K Sutherland	106	4	Katherine Raymont	Gold Coast
23	MJ Toolis & LR Stutter	103	1	2nd	Ipswich / Logan
24	JM Dascombe & AJ Gode	102	7	1st	Sandgate-Redcliffe
25	BD McLachlan & CR Garden	101	2	3rd	Western Suburbs
	MR Pickford & BR Donker	101	6	4th	Sandgate-Redcliffe
	COM Farrell & J Badenhorst	101	1	2nd OD	Redlands

(R) = Record * = Unbroken Partnership

6 WICKETS OR MORE IN AN INNINGS

	Player	Figures	Grade	Opponents
1	DG Larke	9-35	4th	Western Suburbs
2	TJ O'Rourke	7-9	1st	Sandgate-Redcliffe
3	WJ Kruip	7-26	4th	University of QLD
4	AJ Gode	7-27	1st	Sunshine Coast
5	MT Blackman	6-6	5th	Toombul
6	GJ Carlson	6-12	SD	Bracken Ridge
7	TJ O'Rourke	6-13	4th	Northern Suburbs
8	TP Andersen	6-14	SD	South Brisbane
9	LG Petersen	6-22	3rd	South Brisbane
10	TJ O'Rourke	6-26	4th	Western Suburbs
	JJ Wallington	6-26	5th	Western Suburbs
	TH Jolly	6-26	SD	Bayside Muddies
13	GJ Carlson	6-27	SD	South Brisbane
14	KC Brown	6-33	4th	Toombul
15	MT Stubbings	6-39	3rd	Northern Suburbs

10 WICKETS OR MORE IN A MATCH

	Player	Figures	Grade	Opponents
1	DG Larke	11-42	4th	Western Suburbs
2	TJ O'Rourke	10-34	4th	Northern Suburbs

5 WICKETS OR MORE IN AN INNINGS

	Player	Figures	Grade	Opponents
1	MG Walter	5-8	3rd	Sandgate-Redcliffe
2	LA Bembrick	5-11	6th	Northern Suburbs
3	CM Hayes	5-13	Sub Districts	Redland Sharks
	BJ Miles	5-13	Taverners	Sandgate-Redcliffe
5	TJ O'Rourke	5-15	4th	Gold Coast
	Z Jeh	5-15	6th	Northern Suburbs
	AR Woodroffe	5-15	Sub Districts	Kenmore
8	JW Durkin	5-25	Taverners	Northern Suburbs
9	SS Kabel	5-27	2nd	Toombul
10	TB Gibson	5-30	Sub Districts	Everton Districts
11	KM Nair	5-47	Sub Districts	Redland Sharks
12	AJ Gode	5-64	1st	Gold Coast
13	JM Dascombe	5-129	1st	Sandgate-Redcliffe



Usman Khawaja on his way to 162 against Wynnum-Manly

SCORES OF 50 TO 99

Player	Score	Grade	Opponents
JT Squire	98*	Sub Districts	Everton Districts
K Sutherland	97	Katherine Raymont	Gold Coast
JH Beath	92	1st	University of QLD
MR Pickford	91	4th	Gold Coast
KPV Lewis	90*	5th	Redlands
NM McGill	89	Taverners	South Brisbane
AE Halliday	89	Taverners	Sandgate-Redcliffe
ML White	88*	Katherine Raymont	University
ON Lynch	87	1st	Western Suburbs
ON Lynch	87	2 nd	University of QLD
ON Lynch	86	1st	Wynnum-Manly
NM McGill	85	Taverners	University of QLD
JS Neill	84	2nd	Ipswich / Logan
JS Neill	84	2nd	Wynnum-Manly
MT Blackman	83	5th	Redlands
NL Carroll	81	2nd	Gold Coast
NB McPhee	80*	Taverners	Wynnum-Manly
DC Mullen	80	2 nd	University of QLD
UT Khawaja	79	1st OD	West
NM McGill	78	4th	Toombul
MR Pickford	78	1st	Sandgate-Redcliffe
NB McPhee	78	Taverners	Ipswich / Logan
CG McElligott	77	1st OD	Souths
PW Cotter	76*	4th	Western Suburbs
SS Kabel	76	2nd	Toombul
AG Lanning	76	6th	Redlands
OG West	75	3rd	Ipswich / Logan
MP Van Homrigh	75	4 th	University of QLD
XL Thornton	75	4th	Redlands
AJ Gode	74	1st OD	West
OG West	74	2nd	Wynnum-Manly
JH Beath	73	2nd	South Brisbane
ML White	71*	Katherine Raymont	Gold Coast
LC Bristow	71	3rd	Redlands
EA Reppion	69	Jodie Fields	Souths
BA Saw	69	5th	Redlands
LW Feldman	67	1st	Ipswich / Logan
MJ Toolis	67	2nd T20	Sandgate-Redcliffe
BD McLachlan	67	3 rd	University of QLD
LJ Bartholomew	66	6th	Redlands
SS Kabel	66	2nd T20	Sandgate-Redcliffe
SS Kabel	66	2nd T20	Gold Coast
AG Lanning	66	6th	South Brisbane
CR Garden	65	3rd	Gold Coast
JA Bradley	65	Katherine Raymont	Gold Coast
DM Khan	64*	Over 40's	Sandgate-Redcliffe
NB McPhee	65	5th	Northern Suburbs
AA Lockhart-Krause	64*	1st	Gold Coast
CG McElligott	64	1st OD	Redlands
BM Shinnick	64	Legends	Wynnum-Manly
EJ Lehmann	64	Taverners	Toombul
MT Stubbings	63*	3rd	Gold Coast
JJ Hicks	63	6th	Redlands
OS Gilchrist	63	Legends	Sandgate-Redcliffe
EA Reppion	63	Jodie Fields	Ipswich-Logan
NB McPhee	63	Taverners	Redlands
NB McPhee	63	Taverners	South Brisbane
JW Durkin	63	Taverners	Sunshine Coast
WJ Kruij	62*	3rd	Western Suburbs
LD Pfeffer	62	1st	Sunshine Coast
COM Farrell	62	2nd	Sandgate-Redcliffe
BD McLachlan	62	3rd	Western Suburbs
TS Pappalardo	62	5th	South Brisbane

ST Wilkinson	62	6th	Redlands
SR Scott-Burrows	61	Sub Districts	Redland Sharks
JD Wildermuth	60	1st OD	Redlands
SS Kabel	60	1st	Wynnum-Manly
LC Bristow	59	3rd	Toombul
XL Thornton	58*	5th	Western Suburbs
BRJA Donker	58	4th	Western Suburbs
ON Lynch	58	2nd T20	Norths
ML White	58	Katherine Raymont	Gold Coast
KC Brown	58	4th	Wynnum-Manly
SD Grummitt	57*	3rd	Western Suburbs
KPV Lewis	57*	4th	Redlands
JM Dascombe	57	1st	Redlands
DC Mullen	57	2nd	Western Suburbs
BA Saw	57	5th	Western Suburbs
LR Adams	57	5th	Western Suburbs
BA Saw	57	5 th	University of QLD
BA Saw	56	5th	Northern Suburbs
JJ Hicks	56	6th	6th(2) Grade
CN Lewis	56	Jodie Fields	Souths
RZ Wenzel	56	6th	Sandgate-Redcliffe
WA Garske	55*	6th	Wynnum-Manly
LR Stutter	55	1st	Sunshine Coast
BM Shinnick	55	Legends	University
MP Van Homrigh	55	4th	Western Suburbs
DG Larke	54*	4th	South Brisbane
NC Lloyd	54*	6th	Redlands
PD Sherman	54*	Over 40's	Toombul
AA Lockhart-Krause	54	1st OD	Gold Coast
AE Halliday	54	Taverners	Sunshine Coast
JM Dascombe	53	1st	Ipswich / Logan
AW Jones	53	3rd	Western Suburbs
AR Horgan	53	5th	Northern Suburbs
ML Shinnick	53	6th	6th(2) Grade
JA McCall	53	6th	6th(1) Grade
ON Lynch	53	2nd OD	Gold Coast
ML Shinnick	53	6th	Redlands
ST Hicks	53	6th	Redlands
ML Shinnick	53	6th	Redlands
ST Hicks	53	6th	Redlands
SR Scott-Burrows	53	Sub Districts	Wolston Park
Z Jeh	53	Taverners	Northern Suburbs
DP McLachlan	52	3rd	Gold Coast
LR Adams	52	6th	Sandgate-Redcliffe
SS Kabel	52	2nd OD	West
ML White	51*	Katherine Raymont	Sandgate-Redcliffe
K Sutherland	51*	Katherine Raymont	University
DJ Cook	51*	5th	Northern Suburbs
CG McElligott	51	1 st	University of QLD
LR Stutter	51	2nd	Ipswich / Logan
RJ Andrews	51	4th	Sandgate-Redcliffe
DG Larke	51	4th	Western Suburbs
TJ Hastie	51	6th	Sandgate-Redcliffe
LR Adams	51	6th	Redlands
LR Hauritz	51	Sub Districts	Everton Districts
NB McPhee	51	Taverners	Northern Suburbs
DM Khan	50*	Over 40's	Redlands
PD Sherman	50*	Over 40's	Redlands
JD Wildermuth	50	1st OD	Ipswich-Logan
AJ Gode	50	1st T20	Toombul
GC Brown	50	Legends	Souths
COM Farrell	50	2nd OD	Redlands
WJ Kruij	50	2nd T20	Sunshine Coast
MJ Toolis	50	2nd	Ipswich / Logan

TEAM & PLAYER STATISTICS, & CAPTAIN'S REPORTS

FIRST GRADE PREMIERSHIP – The Damien Mullins Cup

Sandgate - Redcliffe	104.0
University of Queensland	103.0
Northern Suburbs	92.0
Western Suburbs	88.0
Toombul	85.0
Valley	81.5
Sunshine Coast	70.0
Redlands	69.0
Wynnum/Manly	66.0
Gold Coast	58.0
Ipswich / Logan	57.0
South Brisbane	46.0

First Grade Captain's Report: Andrew Gode

There were more positives than negatives for the Valley First Grade side this season.

Some fantastic team and brilliant individual performances were seen throughout the season and I believe we were quite unlucky to miss out on finals cricket, in both red and white ball cricket.

We started the year with the one day format, to mirror the season schedule of the Bulls. We began with a dominant victory against the Hornets, despite Fef leaving his wicketkeeping gloves at home.

This was followed by a good team win against a full strength Redlands, then other victory against Wynnum, with Khawaji leading the way with a very easy 160 odd. A bad loss against Souths when we were back to full strength saw us finish fifth and just missing out on finals.

Like many seasons past, we were often disrupted by the unavailability of our Bulls players. This tests the club's depth, but also provides opportunities for younger players to fill their spots. This season we were delighted to welcome Cramby, Lukey Corliss and Shally to the First Grade family.

Our two day season kicked off with a great win on a flatty against the Goldy. After dismissing them for 262 on a road, with Fox and I taking 8 between us, we found ourselves in bother at 5/91. A wonderful partnership of 140 from Feffy and Krause saved us and we got the choccies 7 down.

We finished the two day season in fifth again, with 1 outright victory, 3 wins, 4 draws and 3 losses. Unfortunately, in at least 2 of those draws we were comfortably in the box seat but didn't finish the job, which probably cost us the chance to play finals cricket this season.

As mentioned, there were numerous highs from this season.

- Fef's red ball batting was completely dominant and was justly rewarded with a Bulls cap after Christmas. Whilst he would have loved to have performed better at the next level, I have no doubt that it will lead to better things, with more opportunities ahead. What a fantastic season!!!
- Dashy achieved his second First Grade 100 and a 5fa in the same season. He also achieved his 500th spray on his fielders (usually Craig) for not being able to run 50m in 4 seconds and dive and take a one-hander off his bowling. Unlucky mate.
- Knighty really took some massive steps this year and was fantastic in taking 35 wickets in all forms. Mid-off and backward point got some good catching practice as well in the process (ha ha ... sorry mate). A 5fa is just around the corner one feels and will no doubt come this season.
- I'll give myself a pat on the back and was very proud to have scored a 100 in all 3 forms this year.

A few thank-you's. Thanks to Jimbo and Lynny (who we are absolutely stoked for in gaining membership recognition from the club - as well as Helen Easton) and Peter and Helen Easton. Thanks to the coaches Drinno and Spud for their tireless work. The club is in very good hands going forward. Also thanks to Neilly and Mitchy for their work around the club and First Grade squad.

Finally a big thanks to the legend Pat Culpan. Patty notched up his 200th two day game as scorer this year. It is one of the great achievements in this club's history.

As always, I will encourage everyone in the First Grade squad to strive above what we have done. 100's and 5fa's are gold and I expect big things for next season.

Cheers,

Gingus

FIRST GRADE 2- DAY PREMIERSHIP STATISTICS (The Cam Battersby Cup)

Northern Suburbs	80.0
Sandgate - Redcliffe	75.0
University of Queensland	73.0
Toombul	66.0
Valley	59.5
Western Suburbs	58.0
Redlands	56.0
Ipswich / Logan	56.0
Wynnum/Manly	56.0
Sunshine Coast	45.0
Gold Coast	45.0
South Brisbane	32.0

Premiership:	5th
Matches Played:	11: Won Outright 1, Won 1st innings 3, Drew 4, Lost 1st innings 3
Records:	Nil

First Grade Batting

Player	Matches	Innings	Not Outs	Best Score	100s	50s	Runs	Average	Catches/ Stumpings
LD Pfeffer	9	10	1	158	4	1	692	76.89	14/1
JM Dascombe	11	10	2	127	1	2	333	41.62	2/-
AJ Gode	8	7	-	152	1	-	284	40.57	6/-
ON Lynch	9	9	1	87	-	2	236	29.50	4/-
JH Beath	9	9	-	92	-	1	212	23.56	7/-
AA Lockhart-Krause	10	10	3	64*	-	1	164	23.43	7/-
LR Stutter	7	8	1	55	-	1	162	23.14	1/-
LW Feldman	4	3	-	67	-	1	109	36.33	-/-
CG McElligott	9	8	-	51	-	1	100	12.50	4/-
SS Kabel	2	2	1	60	-	1	88	88.00	1/-
MT Steketee	5	3	-	36	-	-	64	21.33	-/-
J Badenhorst	5	5	-	21	-	-	41	8.20	-/-
CL Knight	11	7	2	13*	-	-	40	8.00	5/-
JS Neill	1	1	1	39*	-	-	39	-	-/-
MG Shallcross	1	1	-	35	-	-	35	35.00	3/-
TM Cramb	7	4	4	11*	-	-	22	-	5/-
DC Mullen	5	2	1	15	-	-	15	15.00	1/-
LP Corlis	3	1	1	6*	-	-	6	-	-/-
JD Wildermuth	1	1	-	6	-	-	6	6.00	1/-
DM Whyte	4	1	-	2	-	-	2	2.00	1/-

First Grade Bowling

Player	Overs	Maidens	Runs	Wickets	Average	Best	5 Wkts.
CL Knight	137.2	16	522	23	22.70	4-47	-
JM Dascombe	194	38	702	18	39.00	5-129	1
AJ Gode	142	49	315	17	18.53	7-27	2
MT Steketee	82	20	294	11	26.73	3-33	-
TM Cramb	64	14	216	8	27.00	2-29	-
LW Feldman	52	14	105	8	13.12	3-40	-
LP Corlis	37	10	122	4	30.50	2-52	-
LR Stutter	22	4	105	4	26.25	2-21	-
DC Mullen	44	3	211	2	105.50	1-35	-
DM Whyte	37	6	139	1	139.00	1-44	-
JD Wildermuth	6	-	38	1	38.00	1-38	-
J Badenhorst	11	5	22	-	0.00	0-22	-
CG McElligott	5	2	15	-	0.00	0-7	-
SS Kabel	4	2	5	-	0.00	0-5	-

FIRST GRADE ONE-DAY COMPETITION – The John McKnoulty Cup

Team	Points	NRR
Western Suburbs	30	1.0429
University of Queensland	30	1.1022
Sandgate - Redcliffe	29	1.1404
Sunshine Coast	25	0.3925
Valley	22	0.4864
Toombul	19	-0.2700
South Brisbane	14	-0.4286
Redlands	13	-0.5402
Gold Coast	13	-0.2005
Northern Suburbs	12	-0.4945
Wynnum/Manly	10	-0.6050
Ipswich / Logan	1	-1.7448

FIRST GRADE ONE DAY COMPETITION STATISTICS

Matches played:	6: Won 4, Lost 2
Records:	Nil

First Grade Batting — One Day Matches

Player	Matches	Innings	Not Outs	Best Score	100s	50s	Runs	Average	Catches/Stumpings
AJ Gode	5	5	1	139*	1	1	285	71.25	4/-
UT Khawaja	3	3	-	162	1	1	254	84.67	1/-
LD Pfeffer	6	6	-	105	1	-	201	33.50	7/-
CG McElligott	6	6	1	77	-	2	182	36.40	3/-
JD Wildermuth	4	4	-	60	-	2	132	33.00	1/-
AA Lockhart-Krause	6	5	-	54	-	1	130	26.00	1/-
JH Beath	5	5	1	42	-	-	104	26.00	6/-
LR Stutter	6	5	1	22*	-	-	64	16.00	2/-
JM Dascombe	6	5	2	21	-	-	55	18.33	1/-
MT Steketee	2	2	1	29*	-	-	32	32.00	-/-
LW Feldman	5	2	-	10	-	-	13	6.50	4/-
TM Cramb	1	1	-	12	-	-	12	12.00	-/-
J Badenhorst	1	1	-	11	-	-	11	11.00	-/-
CL Knight	5	3	2	8*	-	-	9	9.00	2/-
DC Mullen	1	1	-	6	-	-	6	6.00	-/-
JS Neill	2	2	-	6	-	-	6	3.00	-/-
LP Corlis	1	1	1	5*	-	-	5	-	-/-
DM Whyte	1	-	-	0	-	-	-	-	-/-

First Grade Bowling — One Day Matches

Player	Overs	Maidens	Runs	Wickets	Average	Best	5 Wkts.
JM Dascombe	50.5	3	226	12	18.83	3-43	-
AJ Gode	47.3	6	192	9	21.33	3-29	-
JD Wildermuth	35.1	2	173	9	19.22	3-23	-
CL Knight	30	1	170	8	21.25	4-41	-
LW Feldman	48.2	1	235	3	78.33	2-45	-
LP Corlis	9	1	26	3	8.67	3-26	-
UT Khawaja	9	-	60	2	30.00	2-17	-
DC Mullen	9	-	56	2	28.00	2-56	-
MT Steketee	19	-	114	1	114.00	1-64	-
LR Stutter	9	-	53	-	0.00	0-10	-
J Badenhorst	5	-	24	-	0.00	0-24	-
TM Cramb	4	-	30	-	0.00	0-30	-
DM Whyte	3	-	29	-	0.00	0-29	-

FIRST GRADE T20 COMPETITION – The Tom Veivers Cup

Team	Points	NRR
Western Suburbs	8	1.754
Sandgate - Redcliffe	8	1.7242
Sunshine Coast	8	1.5612
Wynnum/Manly	6	0.1247
University of Queensland	6	-0.0433
Toombul	6	-0.1192
Northern Suburbs	4	0.0659
Valley	4	-0.8528
Redlands	4	-1.1043
Gold Coast	3	-1.2374
South Brisbane	2	-0.9725
Ipswich / Logan	1	-1.0562

FIRST GRADE TWENTY 20 COMPETITION STATISTICS

Matches played:	5: Won 2, Lost 3
Records:	Nil

First Grade Batting — Twenty 20 Matches

Player	Matches	Innings	Not Outs	Best Score	100s	50s	Runs	Average	Catches/Stumpings
AJ Gode	3	3	1	120*	1	1	200	100.00	1/-
JH Beath	5	5	-	45	-	-	140	28.00	3/-
LD Pfeffer	5	5	-	38	-	-	111	22.20	6/-
JM Dascombe	5	5	1	33	-	-	101	25.25	2/-
AA Lockhart-Krause	5	4	1	48*	-	-	63	21.00	-/-
CG McElligott	5	5	-	17	-	-	36	7.20	1/-
WJ Kruip	4	2	1	11	-	-	19	19.00	-/-
CL Knight	5	4	1	13	-	-	19	6.33	1/-
J Badenhorst	2	2	-	10	-	-	10	5.00	-/-
DC Mullen	5	3	1	7	-	-	8	4.00	-/-
LR Stutter	2	2	-	7	-	-	7	3.5	-/-
LW Feldman	3	2	-	1	-	-	2	1	-/-
TM Cramb	2	2	2	1*	-	-	1	-	-/-
LP Corlis	4	1	-	0	-	-	-	0.00	1/-

First Grade Bowling — Twenty 20 Matches

Player	Overs	Maidens	Runs	Wickets	Average	Best	Econ.
JM Dascombe	19.5	1	157	9	17.44	4-21	-
CL Knight	14.2	-	138	4	34.50	2-18	-
LW Feldman	12	-	76	4	19.00	2-23	-
LP Corlis	14	-	110	3	36.67	1-25	-
DC Mullen	14	-	126	3	42.00	2-36	-
WJ Kruip	12	-	114	3	38.00	3-28	-
TM Cramb	5	-	46	2	23.00	1-13	-
J Badenhorst	4	-	46	1	46.00	1-35	-
LR Stutter	1	-	17	-	0.00	0-17	-

SECOND GRADE – The Alan Pettigrew Shield

Overall Championship

Sandgate - Redcliffe	114
University of Queensland	113
Northern Suburbs	106
Gold Coast	105
Valley	95
Sunshine Coast	80
Western Suburbs	68
Redlands	61
Ipswich / Logan	61
Toombul	58
South Brisbane	47
Wynnum/Manly	42

Second Grade Captain's Report: Shane Kabel

Hi Everyone.

Second Grade 2017/18 where do you begin to explain how the season was?

It was a crazy year of fantastic highs and awful lows. It was a challenging year not just for myself on and off the field, but for everyone involved at different times. It was a year where dreams came true and dreams were shattered. Enough of that Shane, you idiot.

I think everyone will agree this season was a good year for Second Grade, not a great year, just a good year. We made the T20 final, One Day semi final and finished 5th on the 2-day ladder. But ultimately, we came home empty handed for the season.

I also think everyone will agree there was no standout performer all season, just a bunch of guys who wanted to have a crack.

Some of the guys were rewarded with debut First Grade caps: Cramb, Corlis and Shallcross. Cramby and Shally, it was an awesome reward for a career of giving everything you have for this club and I could not have been happier for you both.

A few guys found form with the bat, some more regularly than others. Jacques' amazing 140 against Toombul. Josh Neill remembering which end of the bat to hold finally and scoring heavily. Toolis digging his heels in at the top of the order. All very pleasing to see for the club.

The bowling group that came through the team this year made it feel as though we were in every game, no matter how many runs we had on the board. Only one 5fa for the team shows we didn't have to rely on one person to do all the work.

Lastly, a few words of thanks. Neil Stubbings for scoring whenever he was available and to Patrick Toolis for taking over the book when we needed. To my parents, I think the team were very thankful for the lollies every week, especially Donny for the peach hearts. Thanks to Drinno, Spud and Brett Neill for helping me and the team this year again. We wouldn't get on the park every week without all of you.

I hope to see everyone back next season, so we can bring home some silverware.

Kabes



Shane Kabel receiving the Second Grade Bowling Average award from Gavin Brown

SECOND GRADE PREMIERSHIP STATISTICS

Premiership:	5th
Matches played:	11: Won outright 1, Won 1st innings 5, Draw 1, Lost 1st innings 4
Records:	Nil

Second Grade Batting

Player	Matches	Innings	Not Outs	Best Score	100s	50s	Runs	Average	Catches/Stumpings
JS Neill	10	10	-	84	-	2	348	34.80	6/-
SS Kabel	10	10	-	76	-	1	254	25.40	5/-
MJ Toolis	10	9	-	50	-	1	210	23.33	8/-
J Badenhorst	8	8	1	141	1	-	187	26.71	1/-
DC Mullen	7	6	2	80	-	2	175	43.75	2/-
JA Knight	10	10	1	43	-	-	150	16.67	10/-
NL Carroll	9	6	-	81	-	1	133	22.17	3/-
CR Garden	5	5	-	48	-	-	108	21.60	2/-
BD McLachlan	5	4	2	34*	-	-	105	52.50	3/-
MG Shallcross	10	8	2	33	-	-	98	16.33	16/2
LR Stutter	4	3	1	51	-	1	93	46.50	1/-
OG West	2	2	-	74	-	1	91	45.50	-/-
ON Lynch	1	1	-	87	-	1	87	87.00	1/-
JH Beath	1	1	-	73	-	1	73	73.00	-/-
COM Farrell	4	4	-	62	-	1	70	17.50	-/-
SA Asnicar	6	4	1	20*	-	-	43	14.33	2/-
LC Bristow	4	3	-	18	-	-	38	12.67	3/-
SD Grummitt	1	1	-	32	-	-	32	32.00	-/-
TM Cramb	4	3	3	15*	-	-	25	-	2/-
WJ Kruip	3	3	1	12	-	-	21	10.50	-/-
DM Whyte	7	3	-	4	-	-	7	2.33	-/-
LP Corlis	6	1	-	0	-	-	-	0.00	1/-
MT Stubbings	6	1	-	0	-	-	-	0.00	1/-
DP McLachlan	1	1	-	0	-	-	-	0.00	3/-
TJ O'Rourke	1	1	-	0	-	-	-	0.00	-/-

Second Grade Bowling

Player	Overs	Maidens	Runs	Wickets	Average	Best	5 Wkts.
SS Kabel	108.2	37	240	20	12.00	5-27	1
DC Mullen	133.4	37	388	17	22.82	4-47	-
TM Cramb	65.1	13	183	14	13.07	4-63	-
LP Corlis	57.5	13	175	13	13.46	4-38	-
SA Asnicar	64	7	242	12	20.17	4-27	-
NL Carroll	58	18	134	10	13.40	3-8	-
DM Whyte	57.2	9	231	10	23.10	3-48	-
COM Farrell	34	9	96	6	16.00	3-17	-
J Badenhorst	31	6	79	5	15.80	2-9	-
MT Stubbings	53.3	6	181	4	45.25	2-29	-
BD McLachlan	20	2	69	1	69.00	1-24	-
JA Knight	10	2	24	1	24.00	1-16	-
WJ Kruip	5	1	20	-	0.00	0-20	-
MG Shallcross	4	-	25	-	0.00	0-25	-

SECOND GRADE ONE DAY COMPETITION STATISTICS

Matches played:	5: Won 2 – Lost in Semi Final
Records:	Nil

Second Grade Batting – One Day Matches

Player	Matches	Innings	Not Outs	Best Score	100s	50s	Runs	Average	Catches/ Stumpings
COM Farrell	3	3	1	50	-	1	107	53.50	-/-
J Badenhorst	4	4	1	46	-	-	87	29.00	4/-
SS Kabel	4	3	-	52	-	1	79	26.33	6/-
JS Neill	4	3	-	40	-	-	75	25.00	2/-
BD McLachlan	4	4	2	34*	-	-	57	28.50	3/-
ON Lynch	2	1	-	53	-	1	53	53.00	1/-
JA Knight	5	3	-	20	-	-	36	12.00	-/-
MG Shallcross	5	4	1	24*	-	-	32	10.67	6/-
TM Cramb	1	1	-	24	-	-	24	24.00	1/-
MJ Toolis	3	3	-	21	-	-	24	8.00	-/-
DM Whyte	4	3	2	13*	-	-	23	23.00	1/-
SA Asnicar	4	3	1	9*	-	-	19	9.50	2/-
NL Carroll	2	2	-	10	-	-	15	7.50	1/-
CR Garden	1	1	-	14	-	-	14	14.00	-/-
WJ Kruip	1	1	-	13	-	-	13	13.00	-/-
DC Mullen	3	2	-	4	-	-	8	4.00	2/-
MT Stubbings	2	1	-	6	-	-	6	6.00	-/-
LG Petersen	1	1	-	4	-	-	4	4.00	1/-
LP Corlis	1	1	-	1	-	-	1	1.00	-/-
CL Knight	1	-	-	0	-	-	-	-	-/-

Second Grade Bowling – One Day Matches

Player	Overs	Maidens	Runs	Wickets	Average	Best	5 Wkts.
DM Whyte	33.2	2	152	10	15.20	4-17	-
BD McLachlan	28	3	121	5	24.20	2-33	-
SA Asnicar	23	1	108	5	21.60	3-48	-
DC Mullen	23.1	1	93	4	23.25	2-53	-
MT Stubbings	11.2	2	54	4	13.50	3-31	-
SS Kabel	27	1	113	3	37.67	1-34	-
CL Knight	7	1	30	3	10.00	3-30	-
LP Corlis	10	1	22	2	11.00	2-22	-
WJ Kruip	8	-	44	2	22.00	2-44	-
COM Farrell	7	2	21	2	10.50	2-11	-
NL Carroll	14	1	70	1	70.00	1-46	-
J Badenhorst	9	1	42	1	42.00	1-28	-
TM Cramb	3	1	15	-	0	0-15	-
JA Knight	2	-	4	-	0	0-4	-

SECOND GRADE TWENTY 20 COMPETITION STATISTICS

Matches played:	6: Won 4, Lost 2 - lost in Final
Records:	Nil

Second Grade Batting – Twenty 20 Matches

Player	Matches	Innings	Not Outs	Best Score	100s	50s	Runs	Average	Catches/ Stumpings
SS Kabel	6	6	-	66	-	2	193	32.17	5/-
MJ Toolis	6	6	-	67	-	1	171	28.50	5/-
JS Neill	6	6	1	45*	-	-	99	19.80	-/-
ON Lynch	6	6	-	58	-	1	90	15.00	6/-
WJ Kruip	2	2	-	50	-	1	72	36.00	-/-
JA Knight	6	6	-	30	-	-	68	11.33	6/-
MG Shallcross	6	5	4	29*	-	-	50	50.00	2/-
LR Stutter	3	3	-	35	-	-	36	12.00	-/-
J Badenhorst	4	4	-	16	-	-	36	9.00	-/-
CR Garden	2	2	1	20	-	-	26	26.00	-/-
SA Asnicar	5	3	2	24*	-	-	25	25.00	1/-
BD McLachlan	2	2	1	1*	-	-	2	2.00	1/-
DM Whyte	4	1	1	1*	-	-	1	-	-/-
MT Stubbings	2	1	1	1*	-	-	1	-	2/-
DC Mullen	1	1	-	1	-	-	1	1.00	-/-
TM Cramb	4	-	-	0	-	-	-	-	1/-
NL Carroll	1	-	-	0	-	-	-	-	-/-
LG Petersen	1	-	-	0	-	-	-	-	-/-

Second Grade Bowling – Twenty 20 Matches

Player	Overs	Maidens	Runs	Wickets	Average	Best	5 Wkts.
JA Knight	10.5	-	87	7	12.43	4-31	-
WJ Kruip	8	-	57	6	9.50	4-19	-
SS Kabel	22.1	-	182	5	36.40	2-29	-
J Badenhorst	13	-	70	5	14.00	2-15	-
SA Asnicar	18	-	123	4	30.75	2-26	-
TM Cramb	8.1	-	76	4	19.00	4-19	-
MT Stubbings	7	-	68	3	22.67	2-42	-
DM Whyte	12	-	83	2	41.50	2-18	-
DC Mullen	4	-	21	2	10.50	2-21	-
BD McLachlan	4.1	-	21	1	21.00	1-21	-
NL Carroll	2	-	16	-	0.00	0-16	-
LG Petersen	2	-	25	-	0.00	0-25	-
LR Stutter	1	-	18	-	0.00	0-18	-

THIRD GRADE – The Norm McMahon Shield

Western Suburbs	126.26
Valley	123.83
University of QLD (1)	114.29
University of QLD (2)	109.80
Sandgate - Redcliffe	109.70
Northern Suburbs	102.55
Gold Coast	96.93
Wynnum/Manly	85.16
Toombul	82.45
Redlands	64.09
Ipswich / Logan	63.83
South Brisbane	53.67

Third Grade Captain's Report: Matt Walter

For the first time in 10 years, Third Grade made the Grand Final and even though we didn't walk away with the victory, the players involved should be proud of this achievement. Third Grade has gone from strength to strength over the past few seasons, demonstrated with some dominant performances, both individually and as a team. With only 7 wins from 14 matches we fought hard to secure 2nd spot on the ladder. From the 7 remaining matches, we had only one loss (in a one-day game) and the 6 draws were a mix of washouts, bad luck and forgetting how to take the 10th wicket.

We had 12 regular players in our side although consistency was difficult, with players often moving between Second Grade and Third Grade. Apart from our only loss, which itself came down to the final over, we didn't come close to losing another match in the regular season. At one point or another, every single person in this side stood up and put the team into a winning position.

Some of the standout individual performances for the season were:

- 6-22 by Liam Petersen against Souths to have them all out for 96 and setup what would be a bonus point win.
- Michael Toolis and Laurie Bristow scoring an unbroken opening partnership of 164 to chase down Uni's score 161.
- A particular highlight was Laurie Bristow 105* off 91 balls. Knowing a bonus point was up for grabs, Laurie blasted his second 50, including six 6's to chase the runs in 29.4 overs.
- Callum Garden and Dylan McLachlan's partnership against the Gold Coast, when we were 4 for not many to get us 170 and then Mitchell Stubbings' cameo of 63* to get us to 250 was also a great day out.
- Dylan McLachlan's effort with the gloves this season was high quality, taking 24 catches and 2 stumpings, however his commentary on the game was outstanding. He's always good for a laugh and had something to lift the team when needed.
- Mitchell Stubbings 6-39 against Norths was another great display of bowling from a bloke who continually puts in for the team and the club.
- Bill Kruip stamped his allrounder status with regular knocks with the bat, including a dominant 62* against Wests and regular 3 and 4 wicket hauls.
- Steve Grummitt had a few good innings with the bat throughout the season. Most memorable was guiding the team to victory in another rain effected match, with a run-a-ball 43* against Wynnum in quickly fading light.
- Oliver West regularly got us off to a good start with the bat, his 75 off 76 deliveries against Ipswich set us up to declare in the 65th over and have a crack at their top order.

- Tobyn Burvill put in a classy knock of 47* in a frustrating, rain effected, match against Toombul. Tobyn got us into a position of requiring only 9 runs to win with 3 wickets in hand, when the umpires called light, taking the 2 day win right out of our grasp.
- Brock McLachlan had another good season with the bat with a couple of 60's batting at 3, however his fielding continues to be a stand out, easily placing him in top ten fielders in the club.
- Aaron Jones had a rollercoaster season. I've not seen someone bowl without luck like this man this season, with countless dropped catches off his bowling. Batting at 7, he was only required to bat 3 times before Christmas and certainly saved his best for when we needed it most. In the semifinal, a rain affected match, we bowled out Uni (1) for 135 and in reply were 6-46 when Aaron came to the crease. His partnership with Steve Grummitt put us into a winning position, Aaron hitting 49* off 70 balls to win us the game and put us in to the Grand Final.

The Grand Final didn't end how we wanted. Wests, to their credit, batted extremely well and took the game away from us. The only consolation is that as a team we fought and fought to try and keep ourselves in the game. This culminated in another great performance with the bat from Aaron Jones, his 53 off 43 including three 4's and three 6's. Mitchell Stubbings' 35 overs with 9 maidens, returning 3-69 was also a highlight.

Our true knight in shining armor for the season was Neil Stubbings. He provides drinks, fruit and food, eskies filled with drinks and ice to go to fine leg for each of the bowlers. At drinks he comes onto the field with refreshments and lollies. He then live scores the matches, as well as ball-by-ball recording so that if the technology fails he can enter it later. A truly outstanding effort Neil, you go above and beyond every game and on behalf of everyone you looked after this year, thank you for everything you do. We truly appreciate your efforts.

Thank you to the Executive Committee and the Cricket Committee for an exceptional season. Thank you to all the volunteers who help right across the juniors and seniors. Thank you to Grumm and Jonesy for another great season, hopefully we go one better next year. Thank you to the coaching staff Drinno and Spud, you have outdone yourselves again this year and I appreciate the effort you put in. Congratulations to all the teams, especially those who won their Premierships. To all the players across the grades, well done on your season and I look forward to seeing you again next year!

Cheers, Walts

THIRD GRADE PREMIERSHIP STATISTICS

Premiership:	2nd on ladder, lost Grand Final
Matches played:	16: Won 1st innings 8, Drawn 6, Lost 1st innings 2
Records:	Nil

Third Grade Batting

Player	Matches	Innings	Not Outs	Best Score	100s	50s	Runs	Average	Catches/ Stumpings
LC Bristow	9	8	1	105*	1	2	346	49.43	4/-
OG West	12	12	1	75	-	1	265	24.09	6/-
AW Jones	14	9	1	53	-	1	217	27.12	9/-
DP McLachlan	14	12	3	52	-	1	192	21.33	23/2
SD Grummitt	12	7	3	57*	-	1	186	46.50	6/-
WJ Kruip	10	7	2	62*	-	1	186	37.20	4/-
BD McLachlan	8	7	-	67	-	2	184	26.29	3/-
CR Garden	11	10	-	65	-	1	183	18.30	6/-
TN Burvill	9	9	2	47*	-	-	153	21.86	4/-
MJ Toolis	4	4	3	46*	-	-	118	118.00	1/-
MT Stubbings	10	5	1	63*	-	1	77	19.25	4/-
RA Johnston	7	4	-	37	-	-	50	12.50	2/-
MM Hammond	1	1	-	42	-	-	42	42.00	-/-
LG Petersen	10	5	2	15*	-	-	39	13.00	6/-
HJ Collier	5	3	3	17*	-	-	34	-	-/-
NL Carroll	1	1	-	31	-	-	31	31.00	-/-
RJ Andrews	4	3	-	13	-	-	29	9.67	2/-
KG Cronin	2	2	1	21*	-	-	23	23.00	1/-
MP Van Homrigh	3	3	-	22	-	-	23	7.67	-/-
KC Brown	1	1	-	18	-	-	18	18.00	-/-
MG Walter	15	5	3	5*	-	-	13	6.50	8/-
DG Larke	3	1	-	4	-	-	4	4.00	1/-
LP Corlis	5	2	-	2	-	-	3	1.50	3/-
PW Cotter	1	1	-	0	-	-	-	0.00	-/1
TJ O'Rourke	4	-	-	-	-	-	-	-	-/-
SA Asnicar	2	-	-	-	-	-	-	-	-/-
JA Knight	1	-	-	-	-	-	-	-	-/-

Third Grade Bowling

Player	Overs	Maidens	Runs	Wickets	Average	Best	5 Wkts.
MG Walter	153.4	35	411	21	19.57	5-8	1
MT Stubbings	122.1	31	275	20	13.75	6-39	1
WJ Kruip	135.4	39	317	18	17.61	4-18	-
LG Petersen	70.2	12	201	15	13.40	6-22	1
AW Jones	129.5	33	339	11	30.82	3-16	-
BD McLachlan	84.1	25	180	7	25.71	3-37	-
HJ Collier	39	9	109	7	15.57	3-40	-
LP Corlis	38	6	90	7	12.86	4-45	-
SD Grummitt	44	16	97	5	19.40	2-19	-
TJ O'Rourke	24	8	44	4	11.00	2-11	-
KG Cronin	24	5	57	3	19.00	2-21	-
DG Larke	18	4	39	2	19.50	1-14	-
SA Asnicar	16.2	2	38	2	19.00	2-38	-
NL Carroll	4	-	10	2	5.00	2-10	-
RA Johnston	6	1	7	1	7.00	1-7	-
KC Brown	4	-	13	-	-	0-13	-
LC Bristow	2	-	7	-	-	0-7	-

FOURTH GRADE – The Bob Spence Shield

Valley	153.66
University of Queensland	138.81
Northern Suburbs	126.63
Sandgate-Redcliffe	115.57
Toombul	113.33
Wynnum-Manly	101.97
Redlands	92.08
Western Suburbs (2)	90.08
South Brisbane	84.01
Gold Coast	65.67
Ipswich / Logan	63.15
Western Suburbs (1)	60.10

Fourth Grade Captain's Report: Bob Donker

After a number of strong seasons which yielded back to back Premierships in 2014/15 and 2015/16 and a Grand Final loss in 2016/17, the Fourth Grade squad were looking forward to a successful 2017/18 season, with hopes of avenging the tough Grand Final loss of the previous year. The squad consisted of a core group of senior players, as well as a number of talented up and comers looking to push their way up the grades.

We had a strong start, with heavy wins in the first two one day rounds against South Brisbane and University. Daniel Larke made an impressive start with both bat and ball against South Brisbane, making an undefeated 54 and also taking two wickets to lead the team to a nine wicket win. A destructive opening spell of 7 for 26 from Bill Kruip in Round Two, dismantled the University batting order and saw the match over within two and a half hours when their score of only 63 was passed two down.

Round Three saw another comprehensive win, with the first of two outright results being recorded. A strong bowling display from former First Grader Tim O'Rourke in partnership with Bill Kruip, saw Gold Coast knocked over for a meagre 45. Tim and Bill taking five and four wickets respectively. In response, the top order fired, Mitchell Pickford (91) and Daniel Larke (113) putting on 180 for the first wicket and leading the side to 5 for 340 declared. Another strong bowling display in the second innings saw Gold Coast only narrowly better their first innings score, with Harry Collier taking three wickets and Bill and Tim taking two each, to bowl Gold Coast out for 57.

Round Four was played against Northern Suburbs. After a slow first day in the field which yielded only 212 runs and eight wickets, a typical Queensland summer storm washed out any chance of play resuming in week two and we recorded the first draw of the season.

The side jumped back to one day cricket for Round Five and our dominance with the ball continued. A solid start from the Sandgate-Redcliffe opening batsmen took their side to 33 for no loss, before a middle order collapse and a Keaghan Cronin hat-trick saw them capitulate to 46 all out. Our ruthless top order passed the score none down to secure the double bonus point win.

Round Six continued the see-saw between one day and two-day cricket, with the side taking on Western Suburbs 2 in the longer format. After winning the toss we struggled to take wickets consistently and Western Suburbs made a reasonable score of 159 all out. Xavier Thornton being the pick of the bowlers with 3 wickets and Tim O'Rourke, Harry Willmington and Kaidyn Brown taking two each. After losing a few quick wickets before stumps on day one, Mitchell Van Homrigh and Bob Donker combined on day two for an 86 run partnership on a tough batting wicket.

A slight wobble as we neared the total saw a few nervous moments, however a patient 24 from Paddy Cotter got the side over the line for first innings points. A flurry of wickets in the third innings saw us almost claim an unlikely outright win, Western Suburbs losing 9 for 26. Xavier and Harry Wilmington took three each before time was called, one wicket short of the outright result.

Another washout saw the points shared with South Brisbane in Round Seven, before a back and forth tussle with Toombul in Round Eight again saw the points shared, however this time with a tie. After winning the toss and electing to bat we lost an early wicket, before the young duo of Nick McGill and Nick McPhee took the score to 34. After a middle order collapse which included three ducks, we slumped to 6 for 48 before a rescue mission from Harry Collier (32) and Keaghan Cronin (31) took the score to a defendable 121.

Early wickets from Harry Collier and Kaidyn Brown had Toombul on the back foot at 3 for 29, however some wayward bowling let the pressure off and allowed their score to progress to 57 before the fourth wicket fell and they finished the day at 4 for 88. On day two we knew pressure with the ball was critical and we started perfectly, Kaidyn taking a wicket in the second over. He followed up with two more to have Toombul 7 for 97 and we were back in the game. A small partnership, which included a top edge six that narrowly evaded fine leg, took their score to 110. Then Harry Collier took his fourth to get us within two wickets and Toombul within 12 runs of first innings points. A rash shot from the Toombul skipper saw the ninth wicket fall with two runs needed. A single from the next ball and the scores were tied, leaving a young number 11 on strike to hit the winning runs. Kaidyn took the opportunity with both hands and bowled to perfect inswinger to trap the young tail-ender directly in front of middle stump. The umpire obliged with a raised finger and the scores were level after the first innings.

Chasing second innings points, Nick McGill and Mitchell Van Homrigh got the side off to a quick start, followed by a second wicket partnership of 70 between young guns McGill (78) and McPhee (21). Some lusty middle order hitting took us to 6 for 165 before we asked Toombul to bat again, with the hope of securing an outright result. The required run rate of almost over 8.5 per over was always too high and we only managed seven wickets, a first innings tie the final result.

The final two rounds before Christmas saw the format change again, with one day games against University and Sandgate-Redcliffe. A strong batting performance against University saw us post 6 for 200, with Mitchell Van Homrigh compiling a well-made 75 and Bob Donker and Daniel Larke chipping in with 36 and 30 respectively.

Kuyen Lewis then backed up his 22 not out with 4 middle order wickets and the rest of the bowlers shared the spoils to restrict University to 136, securing another bonus point win.

The final pre-Christmas round saw us take on Sandgate-Redcliffe at Trevor Barsby Oval. On an absolute highway we won the toss and decided to bat without hesitation. Nick McGill and Mitchel Van Homrigh again got us off to a fast start, putting on 33 for the first wicket. Reece Andrews then combined with both McGill and later Mitchell Pickford to punish the Sandgate-Redcliffe bowling attack. Reece and Mitchell put on 97 in quick time before Reece eventually fell for 51 from 57 balls. Mitchell continued to dominate the bowling attack, pummelling six massive maximums on his way to his first grade hundred from only 64 balls. The side finishing on 7 for 281 from the 40 overs.

The Sandgate-Redcliffe innings never got out of first gear, losing wickets consistently due to tight bowling and an ever-increasing required run rate. Harry Wilmington took 4 for 20 and Xavier Thornton 3 for 13 from his eight overs, to bowl the hosts out for only 113 in reply, clinching a double bonus point victory.

The return from the Christmas break saw the return of two-day cricket, as well as one of the most dominant individual displays in recent history. Daniel Larke tore through the Western Suburbs 1 batting line up, taking 9 for 35 from 17.4 overs. He backed up his exceptional bowling display, scoring 51 with the bat and put on a 97 run partnership with Mitch Van Homrigh. A promotion up the order allowed Paddy Cotter some time in the middle, of which he took full advantage scoring 76 not out before the innings was closed at 3 for 229.

The second innings again saw Larke in the wickets, taking 2 for 7, however this time it was Tim O'Rourke who blasted through the batting line up with a scarily fast spell of pace bowling. His 6 for 26 from 13 overs helped us sew up our second outright win when Western Suburbs could only manage 96 in the second innings.

James Wallington earned a promotion to Fourth Grade for Round 12 and he had immediate effect, taking three wickets on day one. Larke was again in the wickets, taking another three on a slow day which saw Ipswich-Logan dawdle to 8 for 184 at the close of play. Unfortunately, there would be no opportunity to chase the runs down, as bad weather washed out day two.

The penultimate round of the regular season was against Wynnum-Manly at home. After losing the toss our bowlers did a fantastic job to restrict them to only 117, with Tim O'Rourke continuing his good form and taking four wickets. Unfortunately our batsmen were not up to the task, losing seven wickets before stumps to finish 7/38. The situation only worsened the next week when the tail was cleaned up with only 5 runs added, bowled out for an embarrassingly low 43.

To our credit we went back out onto the field and took the game on. We felt that if we could restrict the deficit to under 200 we would give ourselves a decent chance to chase the score down with enough overs. Tim O'Rourke again bowled the house down, taking another four wickets and with Daniel Larke and James Wallington taking two each we managed to restrict Wynnum-Manly to 105 in the second innings. The situation required us to score 180 from 24 overs.

The top order of Daniel Larke (33) and Reece Andrews (40) got the side off to a great start, while keeping the run rate in check. A promotion for Kaidyn Brown continued our ascendancy towards the target, as his 58 from 34 balls got us to 174 before losing his wicket. A few quick middle order wickets saw us reach the final over still needing 6 runs to win, with only two wickets in hand.

Harry Wilmington managed to hit a two to get us within four, before three dot balls tightened things up again. A bye from the second last ball got Christian Murphy on strike for the final ball, still needing three to win. Christian pumped the final ball to deep mid-wicket, only metres from the boundary, however some fantastic outfielding reeled the ball in before the rope and fired back to the bowler's end. Unfortunately Harry and Christian were unable to complete the three runs required and the totals were level, meaning Wynnum-Manly claimed first innings points.

The final round of the regular season was reduced to a one day game after the first day was washed out. Although we won the toss at Redlands we were quickly in trouble, losing two early wickets before Xavier Thornton combined with Brodie Saw (32) for a 108 run partnership. Xavier smashed 75 from 55 balls which included eight boundaries and two sixes. Kuyen Lewis (57 not out) and Paddy Cotter (36) continued the middle order fightback, to take the score to 6 for 238 from our 40 overs.

Xavier then backed up his batting heroics with a stellar performance with the ball and in the field, taking 3 wickets, 2 catches and a run out to help dismiss Redlands for 129, which not only secured the victory but also the Minor Premiership.

The Semi Final

Finishing Minor Premiers meant we played the fourth placed Sandgate-Redcliffe in the Semi Final on Norm McMahan Oval.

After losing the toss we were asked to bat first and despite our dominance over Sandgate-Redcliffe in our previous two games, we were quickly under pressure against the new ball. Our score of 4 for 8 got worse when we lost our fifth wicket for 21 and thoughts of the 43 against Wynnum-Manly came flooding back.

Bob Donker joined Mitchell Pickford in the middle and the two slowly began to resurrect the innings. With the ball still moving around runs were hard to come by until the pressure was released with the introduction of spin into the attack. Pickford was sweating on anything loose from the leg spinner and punished the one to two short balls he received per over. The six over spell yielded 33 runs and we felt the heads in the field drop. Despite a few half chances the two got through to stumps without losing another wicket and we felt that we had pulled the game back to level pegging.

When Mitchell lost his wicket early on day two for an extremely hard fought 78, the pair had put on 101 for the sixth wicket and taken the score to 122. A cameo of 20 from 17 balls from Kaidyn Brown pushed the score to 152 before the side was bowled out for 160, Bob finishing with 45 not out.

We felt that with our bowling attack we had enough runs on the board, but we couldn't afford to be complacent with the season on the line. Fortunately, Tim's fantastic run of form with the new ball continued. A devastating spell of twelve overs saw him snare 7 wickets for only 9 runs and in partnership with Daniel Larke, who took 3 for 12, Sandgate were knocked over for only 38 and we were through to the Grand Final for a fourth consecutive season.

The Grand Final

The Grand Final was to be played against Northern Suburbs on Peter Easton Oval.

We again lost the toss and Northern Suburbs chose to bat first on what looked like quite a good wicket. After three maidens to start the day it was Harry Collier who got the ball rolling and took the first wicket, trapping the North's opening batsman plumb in front. Tim O'Rourke then followed up with two wickets in his next two overs, clean bowling both the number three and four to have Norths 3 for 1.

A small partnership formed to take the score to 40, before Kaidyn Brown came into the attack. The change had immediate effect, with two hooping inswingers accounting for both set batsman and the score was quickly 5 for 42. Daniel Larke and Tim O'Rourke took full advantage of the exposed tail, cleaning up the final five wickets for only 26 runs as they finished with three and four wickets respectively. Norths all out for 68.

After losing Larke early in the run chase, a partnership of 24 between Mitchell Van Homrigh and Rory Johnston settled the nerves slightly. A suggestion from Brad Murphy to elevate Kaidyn Brown up the order to number four proved a master stroke when he smashed 27 from 19 balls to take the score to 64 for the loss of three. In a minor collapse we lost four for none through the middle order before Xavier Thornton (18) and Paddy Cotter put on a handy partnership of 29. Keaghan Cronin (17) and Paddy (27 not out) then added another 31 before we were eventually bowled out on the morning of day two for 130.

We had a handy first innings lead but there was still almost three days of play remaining, so the game was far from over. Their second innings started in similar fashion to the first, with Harry Collier taking the first wicket by trapping the opening batsman in front. Tim O'Rourke was again too quick for the number three, knocking him over for the second time in the match and North's were 2 for 14 early in the second innings.

Some confident stroke play and a few missed opportunities in the field meant the next two partnerships put on 86 runs, before Kaidyn Brown again made the crucial breakthroughs in the middle order.

Tim O'Rourke was then given the ball and after knocking over the opening batsman, who had stoically batted for 118 balls for his 28, Tim tore through the middle order. In this spell he took five wickets, which included a hat-trick, and their score went from 4/100 to 9/108 and saw him finish with the impressive figures of 6 for 13 from 15 overs. When Daniel Larke took the final wicket, Norths were bowled out for 119, an overall lead of only 57.

Sensing a chance to close out the game in under two days the opening pair went hard at the new ball. Daniel Larke took 18 from one over which included three boundaries and a six, before he fell for 24 from only nine balls. Mitchell Van Homrigh also found the middle of the bat, taking 19 from 15 balls before his innings came to an end with the score on 44. Kaidyn Brown was again promoted and after hitting a boundary to get the total to 54, he iced the game with a massive six down the ground to secure the outright win and the Premiership.

For his match figures of 10 for 34 Tim O'Rourke was awarded Player of the Finals.


Overall, we had a fantastic year with some outstanding performances with both bat and ball and collectively as a team. Highlights for me included the two superb centuries from Mitchell Pickford and Daniel Larke, hat-tricks for both Keaghan Cronin and Tim O'Rourke, a nine wicket haul from Daniel Larke and Tim O'Rourke's finals bowling which yielded 17 wickets for only 43 runs.

Thanks to all the supporters we had throughout the season, especially those who came and watched throughout the finals. Special mention to Greg Ball for again taking on the scoring duties for the season, a massive effort which was greatly appreciated by all the players. Thanks also to the Executive Committee for all the work they do behind the scenes and to the Lower Grade selection committee, especially Matt Walter, for all the work they do picking sides and managing players each week.

I would also like to acknowledge the hard work through the season by Lower Grade Coach Brad Murphy. His continued drive to develop the skills of each and every cricketer at the club has been instrumental in the results achieved across the grades this season.

Finally, thank you to all 21 players who contributed towards our success in Fourth Grade this season. Hopefully we can continue our run of success in 2018/19.

BD



Keaghan Cronin receiving his Hat Trick ball from Chris Lanagan

FOURTH GRADE PREMIERSHIP STATISTICS

Premiership:	Premiers
Matches played:	16: Won Outright 3, Won on 1st innings 8, Drawn 4, Lost 1st innings 1
Records:	Nil

Fourth Grade Batting

Player	Matches	Innings	Not Outs	Best Score	100s	50s	Runs	Average	Catches/ Stumpings
DG Larke	10	11	2	113	1	2	347	38.56	-/-
MP Van Homrigh	9	10	2	75	-	2	294	36.75	3/-
MR Pickford	11	10	-	100	1	2	293	29.30	2/-
PW Cotter	12	8	5	76*	-	1	220	73.33	26/2
BRJA Donker	14	11	2	58	-	1	211	23.44	19/-
KC Brown	8	10	2	58	-	1	163	20.38	-/-
RJ Andrews	8	9	2	51	-	1	154	22.00	2/-
RA Johnston	9	10	3	43*	-	-	144	20.57	3/-
NM McGill	5	4	-	78	-	1	134	33.50	5/-
XL Thornton	10	9	-	75	-	1	123	13.67	10/-
KPV Lewis	7	4	3	57*	-	1	111	111.00	1/-
NB McPhee	2	3	-	29	-	-	60	20.00	2/-
KG Cronin	11	4	-	31	-	-	52	13.00	3/-
TN Burvill	2	2	1	32*	-	-	46	46.00	-/-
BA Saw	1	1	-	32	-	-	32	32.00	2/-
HJ Collier	11	4	-	32	-	-	32	8.00	3/-
HP Willmington	9	4	3	11*	-	-	19	19.00	6/-
TJ O'Rourke	10	4	-	5	-	-	13	3.25	3/-
TS Pappalardo	3	1	-	5	-	-	5	5.00	4/-
AR Horgan	2	1	-	2	-	-	2	2.00	-/-
CD Murphy	3	3	1	2	-	-	2	1.00	1/-
WJ Kruip	4	-	-	0	-	-	-	-	2/-
MJ Kennedy	2	-	-	0	-	-	-	-	-/-
JJ Wallington	2	-	-	0	-	-	-	-	1/-
TM Cramb	1	-	-	0	-	-	-	-	2/-
NM Francis	1	-	-	0	-	-	-	-	-/-

Fourth Grade Bowling

Player	Overs	Maidens	Runs	Wickets	Average	Best	5 Wkts.
TJ O'Rourke	142.3	49	276	42	6.57	7-9	4
DG Larke	104.3	29	221	29	7.62	9-35	1
KC Brown	74	21	297	22	13.50	6-33	1
HJ Collier	102.5	22	246	21	11.71	4-41	-
KG Cronin	105.2	30	314	18	17.44	4-2	-
HP Willmington	95.3	18	289	18	16.06	4-20	-
XL Thornton	54	18	92	16	5.75	3-7	-
WJ Kruip	34	6	95	14	6.79	7-26	1
JJ Wallington	30	9	53	5	10.60	3-42	-
KPV Lewis	16	1	50	4	12.50	4-18	-
RA Johnston	15	2	34	1	34.00	1-10	-
MJ Kennedy	18	2	42	-	0.00	0-20	-
AR Horgan	9	2	20	-	0.00	0-6	-
MP Van Homrigh	3	1	4	-	0.00	0-4	-
RJ Andrews	1	1	-	-	0.00	0-0	-
BRJA Donker	1	1	-	-	0.00	0-0	-

FOURTH GRADE FINAL
VALLEY v NORTHERN SUBURBS
17, 18 March & 24, 24 March 2018, Peter Easton Oval, Ashgrove

Norths Batting	First Innings	Runs	Second Innings	Runs
L Byrne	b. KC Brown	14	b. TJ O'Rourke	28
SD Smith	lbw b. HJ Collier	0	not out	1
GJ Maher	b. TJ O'Rourke	1	c. & b. TJ O'Rourke	2
MJ Ahern	b. TJ O'Rourke	0	c. XL Thornton b. KC Brown	37
EG Gregg	b. KC Brown	26	c. PW Cotter b. KC Brown	17
M Hall	c. KG Cronin b. DG Larke	9	lbw b. HJ Collier	7
C Holmes	not out	9	b. TJ O'Rourke	2
S Porta	b. DG Larke	0	lbw b. TJ O'Rourke	0
JM Buckley	b. DG Larke	3	b. TJ O'Rourke	0
J Sumner	b. TJ O'Rourke	1	c. BRJA Donker b. TJ O'Rourke	0
AJ Lavis	c. MP Van Homrigh b. TJ O'Rourke	2	c. PW Cotter b. DG Larke	6
CS Sweeney	dnb		dnb	
	Extras (nb 1, w 0, b 0, lb 2)	3	Extras (nb 0, w 5, b 11, lb 3)	19
	TOTAL	68	TOTAL	119

Valley Bowling	First Innings				Second Innings			
	Overs	Mdns.	Runs	Wkts.	Overs	Mdns.	Runs	Wkts.
TJ O'Rourke	9.4	3	21	4	15.0	8	13	6
HJ Collier	11.0	4	17	1	8.0	1	26	1
KG Cronin	1.0	0	2	0	10.0	4	22	0
KC Brown	6.0	2	14	2	6.0	1	30	2
DG Larke	4.0	0	12	3	8.1	4	10	1
XL Thornton	1.0	1	0	0	4.0	2	4	0

Valley Batting	First Innings	Runs	Second Innings	Runs
DG Larke	c. MJ Ahern b. JM Buckley	1	c. MJ Ahern b. C Holmes	24
MP Van Homrigh	lbw b. C Holmes	18	c. MJ Ahern b. JM Buckley	19
RA Johnston	b. C Holmes	18	not out	6
KC Brown	c. L Byrne b. C Holmes	27	not out	11
MR Pickford	b. J Sumner	0		
XL Thornton	c. MJ Ahern b. JM Buckley	18		
BRJA Donker	lbw b. C Holmes	0		
PW Cotter	not out	27		
HJ Collier	lbw b. JM Buckley	0		
KG Cronin	c. C Holmes b. JM Buckley	17		
TJ O'Rourke	c. AJ Lavis b. JM Buckley	3		
KP Lewis	dnb			
	Extras (nb 0, w 1, b 0, lb 0)	1	Extras (nb 0, w 0, b 0, lb 0)	0
	TOTAL	130	TOTAL	2/60

Norths Bowling	First Innings				Second Innings			
	Overs	Mdns.	Runs	Wkts.	Overs	Mdns.	Runs	Wkts.
AJ Lavis	15.0	6	33	0	1.0	0	4	0
JM Buckley	15.0	5	24	5	3.5	0	32	1
J Sumner	13.0	3	20	1				
C Holmes	8.0	3	29	4	2.0	0	24	1
S Porta	6.0	0	18	0				
EG Gregg	1.0	0	6	0				

Match Result: Valley won outright & on first innings
Toss Won by: Northern Suburbs (elected to bat first)
Captains: BRJA Donker (VDCC) & JM Buckley (Norths)
Valley Man of Match: TJ O'Rourke
Umpires: Daniel Rosolen & Raymond Marsh
Valley Scorer: Greg Ball

VALLEY DISTRICT CRICKET CLUB

AFFILIATED WITH QUEENSLAND CRICKET

ESTABLISHED 1897



BOB SPENCE SHIELD (FOURTH GRADE) PREMIERS 2017/2018

Back Row: Pat Culpán (Chairman), Greg Ball (Scorer), Kaidyn Brown, Kuyen Lewis, Harry Collier, Harry Willington, Grant Mitchell (Secretary), Brad Murphy (Club Coach).
 Front Row: Keaghan Cronin, Xavier Thornton, Peter Easton (President), Bob Donker (Capt), Tim O'Rourke, Paddy Cotter, Mitchell Van Homrigh.

Insets: Mitchell Pickford, Daniel Larke, Rory Johnston.

Secretary: Grant Mitchell, Treasurer: Mark Jones, Patron: Allan Border, President: Peter Easton, Chairman: Pat Culpán, Vice Presidents: Geoff Trivett, Gill Chapman, Keith Dudgeon.

FIFTH GRADE – The Roy Tanner Shield

Redlands (1)	140.76
Valley	127.13
Sandgate-Redcliffe	121.17
Wynnum-Manly	112.13
Western Suburbs	110.17
Northern Suburbs	107.39
Toombul	105.04
University of Queensland	102.50
Redlands (2)	67.93
South Brisbane	36.38

Fifth Grade Captain's Report: Cameron Skinner

Let's cut to the chase. Back to back Premiers. A fantastic group of young men (with some veterans sprinkled in) with memories made on and off the field that will be tough to forget. We played some cricket too:

Round 1: VDCC 6/254 def Norths 8/199
Round 2: VDCC 130 def Toombul 114
Round 3: VDCC 169 & 5/105 def Wests 96 & 2/44
Round 4: VDCC 132 def Redlands 2 91
Round 5: VDCC 130 def by Uni 7/131
Round 6: VDCC 60 & 67 def by Wynnum/Manly 154 & 19
Round 7: Washed out (good toasties though)
Round 8: VDCC 226 def Souths 199 & 1/34
Round 9: VDCC 7/164 def Wests 120
Round 10: VDCC 8/197 def Uni 89
Round 11: VDCC 5/311 def Norths 81 & 7/194
Round 12: VDCC 131 def Toombul 55
Round 13: VDCC 98 def by Redlands 1 174 & 4/37
Round 14: VDCC 114 def by Sandgate-Redcliffe 206 & 4-127

It was a strange season for us in many ways. A return to our beloved Ashgrove 3 saw scores plummet. Indeed, an average score of less than 100 at home should see a team be crowned with a wooden spoon not Premiers. Yet too many opposition batsmen used to playing on pitches with strange concepts like consistent pace and bounce were undone by the craft and elite athleticism of Blackman, Horgan, Willmington, Alexander, Saw and Wallington. Christian Murphy was superb at taking the ball on its third bounce on the way through to the keeper.

With runs scarce at home, our Batsman had to plunder opposition venues that had foreign concepts like rollers and covers without holes on a good length. Brodie Saw, our spiritual leader, was immense away from home. Passing 40 with ease, but always surrendering his innings due to a fear of promotion. Kuyen Lewis had no such fears, with his 125* at Norths the finest 5th Grade innings seen in many years (skippers included!). Our respectable regular season saw us finish second, with back to back losses to eventual minor premiers Redlands (more on them later) and Sandgate-Redcliffe, who were to be our two finals opponents...

Semi Final VDCC vs SRDCC (at Souths)

For some reason, the team weren't keen to play on Ashgrove 3 (the aforementioned covers, roller and change rooms might be a cause of this). We therefore made the trek to Souths, who bequeathed their number one oval to us for the weekend. Sandgate won the toss and chose to bat on a road and in a rain interrupted 78 overs, made 9/230 (decl.).

In reply we fought through the rain to draw the match (8/106 off 53 overs- Brodie Saw throwing away another 50 chipping one to mid-wicket on 46) and return to the Grand Final.

Grand Final- Redlands 1 vs VDCC (Peter Burge Oval)

A sunny day greeted us on day one of our grand final versus Redlands. With Burge Oval it's traditional road, Redlands won the toss and bowled. Determined to make the most of the best batting conditions in Brisbane, the lads hunkered down and fought hard for runs. Brodie Saw batted for over a day for 69 off 238 in a gutsy effort. Steve Gill joined him with a well made 43, before Marty Blackman does what he does best, punishing any width on the way to 83. Our total score of 265 felt good, but it's hard to know on such a good pitch.

Luckily after resting for a day and a half our bowlers were itching for the contest. Marty, Harry and Horgs bowled with great discipline on day two, allowing Wallo to attack. Having a wrist spinner of such quality made all the difference (24 overs 3-40) and left us well on top at the end of day two. Willmo finished the job on day three (4-49) as Redlands were dismissed for 174.

We knew that runs in our second innings would be the difference between a premiership and going home empty handed. Ferg Rees, Lachie Adams and Horgs all made gritty 20s, but it was Kuyen who put the game to bed. His 90 not out was imposing and appeared effortless. With Wallo doing a great job holding up his end batting 11, his hundred appeared certain (so certain Spud called it!). Brodie Saw then tried to turn one into three from the boundary ("These young athletes have nothing on me" - © B. Saw 2018) and Wallo was run out.

However the damage was done, Redlands needing 307 for victory off 28 overs. Chasing the runs, they were dismissed for 40 (Marty and Wilmo leading the charge with 3 wickets each) which saw VDCC outright winners by 257 runs and Premiers for 2017-18.

A huge thanks to Spud for his efforts once again this season, the boys thoroughly enjoy your coaching. To Matty Walter and the rest of the selectors, thanks for the huge effort it is in producing teams each week. Thanks to Greg Ball for putting up with my late scorecards every week.

Finally, congratulations and thanks to everyone who I had the pleasure of playing with this season. This club is not only lucky in the depth of talented cricketers that we have, but that the guys and girls that compete for us each weekend do it in the right spirit.

Cam Skinner

FIFTH GRADE PREMIERSHIP STATISTICS

Premiership:	Premiers
Matches played:	16: Won outright 1, Won 1st innings 10, Drawn 1, Lost 1st innings 3, Lost Outright 1
Records:	Nil

Fifth Grade Batting

Player	Matches	Innings	Not Outs	Best Score	100s	50s	Runs	Average	Catches/Stumpings
BA Saw	13	16	-	69	-	4	458	28.62	10/1
JJ Wallington	15	10	3	6	-	-	23	3.29	9/-
FL Rees	13	14	-	40	-	-	190	13.57	7/-
AR Horgan	13	14	3	53	-	1	189	17.18	2/-
CD Murphy	12	13	3	23	-	-	54	5.40	11/1
CM Skinner	11	13	-	42	-	-	163	12.54	10/-
DJ Cook	11	12	3	51*	-	1	134	14.89	6/-
S Gill	9	11	-	43	-	-	131	11.91	8/-
HP Willmington	7	8	4	17*	-	-	39	9.75	1/-
KPV Lewis	6	7	3	125*	1	1	276	69.00	3/-
MJ Kennedy	6	6	2	15*	-	-	33	8.25	1/-
MT Blackman	5	6	-	83	-	1	153	25.50	3/-
TS Pappalardo	5	5	-	62	-	1	117	23.40	4/-
XL Thornton	4	5	1	58*	-	1	110	27.50	2/-
LR Adams	4	4	-	57	-	1	96	24.00	2/-
KC Brown	4	4	-	21	-	-	40	10.00	1/-
TJ Hastie	3	3	-	28	-	-	54	18.00	2/-
JP Alexander	3	2	1	22	-	-	35	35.00	-/-
LA Kirk	3	4	-	10	-	-	23	5.75	-/-
SW Cope	3	4	-	7	-	-	9	2.25	-/-
NB McPhee	2	3	-	65	-	1	71	23.67	1/-
AG Lanning	2	3	1	29*	-	-	56	28.00	1/-
MP Van Homrigh	2	2	-	27	-	-	41	20.50	-/-
NM McGill	2	2	-	24	-	-	36	18.00	-/-
FE Rosbrook	2	2	-	3	-	-	3	1.50	-/-
RZ Wenzel	2	1	-	1	-	-	1	1.00	-/-
JT Squire	1	1	-	26	-	-	26	26.00	-/-
KG Cronin	1	1	1	20*	-	-	20	-	1/-
NM Francis	1	1	-	14	-	-	14	14.00	-/-
MA Friend	1	1	1	10*	-	-	10	-	-/-
JR Whyte	1	1	-	10	-	-	10	10.00	-/-
JP O'Neill	1	1	-	7	-	-	7	7.00	-/-
Z Jeh	1	1	-	6	-	-	6	6.00	-/-
MA Scott	1	1	-	5	-	-	5	5.00	1/-
DJ Walker	1	1	-	1	-	-	1	1.00	1/-
WA Garske	1	1	-	0	-	-	-	0.00	-/1
MR Pickford	1	1	-	0	-	-	-	0.00	1/-
CB Best	1	-	-	0	-	-	-	-	1/-
CIF Rees	1	-	-	0	-	-	-	-	-/-
CS Sharpe	1	-	-	0	-	-	-	-	-/-



Fifth Grade player of the Final Kuyen Lewis, with Cameron Skinner.

Fifth Grade Bowling

Player	Overs	Maidens	Runs	Wickets	Average	Best	5 Wkts.
JJ Wallington	180.2	34	570	33	17.27	6-26	1
AR Horgan	167.3	42	486	26	18.69	4-17	-
MT Blackman	87.1	26	196	19	10.32	6-6	1
HP Willmington	76	16	235	19	12.37	4-41	-
DJ Cook	60	4	235	12	19.58	4-65	-
MJ Kennedy	61.3	19	138	10	13.80	3-11	-
XL Thornton	29	2	91	9	10.11	4-30	-
KPV Lewis	41.5	8	99	7	14.14	3-9	-
JP Alexander	23	7	56	7	8.00	4-24	-
BA Saw	25	6	80	5	16.00	2-13	-
KC Brown	20	3	51	5	10.20	2-10	-
AG Lanning	14	8	25	4	6.25	4-8	-
FE Rosbrook	15	1	60	3	20.00	2-4	-
KG Cronin	8	4	8	3	2.67	3-8	-
SW Cope	7	2	22	2	11.00	1-4	-
TJ Hastie	6	2	16	2	8.00	2-16	-
LR Adams	2	1	2	2	1.00	2-2	-
FL Rees	28	7	62	1	62.00	1-12	-
CIF Rees	6	-	40	1	40.00	1-40	-
S Gill	2	-	5	1	5.00	1-5	-
JR Whyte	7	5	6	-	0.00	0-6	-
CB Best	4	-	38	-	0.00	0-38	-
CS Sharpe	4	1	4	-	0.00	0-4	-
JP O'Neill	1	-	8	-	0.00	0-8	-
CM Skinner	1	-	5	-	0.00	0-5	-



Fifth Grade after winning the Grand Final against Redlands.

**FIFTH GRADE FINAL
VALLEY v REDLANDS**

17, 18 March & 24, 25 March 2018, Peter Burge Oval, Wellington Point

Valley Batting	First Innings	Runs	Second Innings	Runs
FL Rees	c. T Cue b. FW Haynes	4	b. FW Haynes	20
BA Saw	lbw b. PJ Anderson	69	c. T Cue b. M Dwyer	14
CM Skinner	run out	17	c. PJ Anderson b. FW Haynes	3
S Gill	c. T Cue b. M Dwyer	43	c. T Cue b. FW Haynes	4
MT Blackman	b. M Dwyer	83	c. GJ Morton b. PJ Anderson	12
KP Lewis	c. T Cue b. M Short	15	not out	90
DJ Cook	lbw b. M Dwyer	0	dnb	
AR Horgan	c. MT Jensen b. M Short	6	lbw b. MT Jensen	21
HP Wilmington	not out	17	c. FW Haynes b. BC Lockwood	4
CD Murphy	c. T Cue b. M Short	0	b. PJ Anderson	1
LR Adams	dnb		c. T Cue b. FW Haynes	29
JJ Wallington	c. T Cue b. M Short	0	run out (M Short, T Cue)	2
CS Sharpe	dnb		dnb	
Extras (nb 1, w 5, b 2, lb 3)		11	Extras (nb 0, w 0, b 2, lb 4)	6
TOTAL		265		206

Redlands Bowling	First Innings	Runs	Wkts.	Second Innings	Runs	Wkts.	
Overs	Mdns.			Overs	Mdns.		
FW Haynes	15.0	1	39	1	17.0	4	43
M Dwyer	31.0	12	59	3	18.0	5	47
PJ Anderson	22.0	4	59	1	13.0	3	41
AP Ward	13.0	3	25	0	1.0	1	0
MT Jensen	4.0	0	15	0	4.0	0	19
BC Lockwood	7.0	0	28	0	4.0	0	22
JA Crick	1.0	0	9	0			
M Short	7.3	2	26	4	13.0	4	28

Redlands Batting	First Innings	Runs	Second Innings	Runs
T Cue	b. JJ Wallington	28	b. HP Wilmington	5
GJ Morton	lbw b. AR Horgan	3	run out (FL Rees)	7
PJ Anderson	run out (FL Rees)	2	c. BA Saw b. HP Wilmington	1
P Cummins	lbw b. JJ Wallington	11	run out (JJ Wallington)	0
JA Crick	c. CD Murphy b. AR Horgan	47	lbw b. MT Blackman	1
D Edridge	lbw b. JJ Wallington	13	dnb	
MT Jensen	c. LR Adams b. HP Wilmington	3	c. JJ Wallington b. MT Blackman	7
FW Haynes	b. HP Wilmington	5	c. CD Murphy b. HP Wilmington	0
M Short	b. HP Wilmington	0	run out (FL Rees)	0
M Dwyer	b. HP Wilmington	36	not out	13
BC Lockwood	not out	6	b. S Gill	2
AP Ward	dnb		dnb	
MJ Williamson	dnb		c. JJ Wallington b. MT Blackman	3
Extras (nb 13, w 2, b 2, lb 3)		20	Extras (nb 0, w 0, b 0, lb 1)	1
TOTAL		174		40

Valley Bowling	First Innings	Runs	Wkts.	Second Innings	Runs	Wkts.
Overs	Mdns.			Overs	Mdns.	
HP Wilmington	15.0	6	49	4	5.0	0
AR Horgan	8.1	2	29	2		
MT Blackman	11.0	5	29	0	5.0	0
JJ Wallington	24.0	7	40	3		
KP Lewis	4.0	0	11	0		
DJ Cook	1.0	0	7	0		
CS Sharpe	4.0	1	4	0		
S Gill					2.0	0
CM Skinner					1.0	0

Match Result: Valley won outright & on first innings
Toss Won by: Redlands (elected to bowl first)
Captains: CM Skinner (VDCC) & JA Crick (Redlands)
Valley Man of Match: KP Lewis
Umpires: Damien McAndrew & Phillip Rogerson



VALLEY DISTRICT CRICKET CLUB

AFFILIATED WITH QUEENSLAND CRICKET

ESTABLISHED 1897



ROY TANNER SHIELD (FIFTH GRADE) PREMIERS 2017/2018

Back Row: Pat Culpin (Chairman), Matt Kennedy, Anthony Horgan, Kuyen Lewis, Harry Willmington, James Wallington, Grant Mitchell (Secretary), Brad Murphy (Club Coach).

Front Row: Feigus Rees, Christian Murphy, Peter Easton (President), Cameron Skinner (Captain), Stephen Gill, Brodie Saw (VC), Lachlan Adams.

Secretary: Grant Mitchell, Treasurer: Mark Jones, Patron: Allan Border, President: Peter Easton, Chairman: Pat Culpin, Vice Presidents: Geoff Trivett, Gill Chapman, Keith Dudgeon.

SIXTH GRADE – The WEP Harris Shield

Redlands (1)	154.11
Valley (1)	144.22
University of Queensland	137.99
Valley (2)	134.93
South Brisbane	132.28
Sandgate-Redcliffe	113.02
Western Suburbs	109.67
Toombul	95.04
Wynnum-Manly (2)	83.07
Northern Suburbs	75.45
Redlands (2)	72.06
Wynnum-Manly (1)	42.29

Sixth Grade (No. 1) Captain's Report: Clinton Kempnich

I usually write short reports, but being a premiers year and because everyone else indulges themselves, I thought I would too this season. So grab a coffee or a chartruese and read on.

Some good news when the draw came out because we had number three oval back and we were to play a few games at home this season, after none last year. We always play well and enjoy seeing the other Valley sides when at Ashgrove. Ironically we lost two and drew one of the games we played at home, which were our only losses of the season.

As with most grades the competition is usually close, with anyone in the top half being able to win on their day. What made our side grow was the ability to have fun. When we had issues and players were not enjoying the game or being there it was simple, we lost. So as the season progressed, our play to enjoy philosophy became our best skill, allowing players to be better cricketers.

Personally I don't think I ever had so many laughs or socialised with a group as much as I did with this team. To win and walk off the field feeling miserable is not a good ethos. As our priorities about fun, training and team roles became clearer, this side performed and became a solid unit.

Highlights and Player Profiles

Jimmy Hick's ton against the Gators. Jim loves his batting and after years of being relegated to the tail because he could bowl, means he relishes top order batting chances. Jim had shown that he was hungry but the big score had eluded him and this was a breakthrough game for him and the team. A reluctant quick who only bowled offies after Xmas meant he really blossomed with the bat. His back foot and on drives are a treat to see.

Sammy Hicks who can relate any circumstance to a Simpson's episode, was a burnt out school cricketer who found his love of the game again, which showed in his performances. Each game his keeping got better (great mentoring from our keepers Prickle and Stu R) and his batting became reliable and punishing. Favourite moment was Sam keeping up and a batter sprinting down the track at me (first ball) before I had bowled. Sammy could not stop laughing after he had stumped this bloke by 3 metres.

Stu Rees plays a significant role in this side and adds to so many parts of the game. His catching is always spot on (even after the wobbles early rounds) and batting he always steadies the ship. Balls faced and partnerships built are often overlooked when stats are simply looked at. When Stu was injured and out we really missed his input into the side, but true to his team spirit he showed up every game regardless.

Matt Kennedy was able to have his first uninterrupted (by the Army) season. He was the Mr.Fixit utility of the lower grades, having played in 4-6's. He just keeps bowling good line and length at a good clip. Matt just gives 100% with ball and bat. Also has namesakes in Sydney and USA that I added to our group chat. We couldn't understand why he never responded to messages, until I figured out I'd added a "Matt Kennedy" who lived in the US.

Conor Rees has too many nicknames to mention, but Conan continued to be a great contributor with the ball and bat. His fielding also produces run outs and save heaps of runs. A harsh critic of his own leg spin as well as any misspellers of his name, can and does take key wickets. Conor has the ability to become a top shelf leggie and will no doubt keep refining this difficult craft. In homage to his dad he wears very similar red pants on social occasions. His repartee with team mates was always of a high esoteric standard. His great spirit of cricket was displayed in the final, when a batter who had blocked 250 balls clipped one to him at midwicket and it looked like Conan had taken a great catch diving forward, but quickly said it had not carried.

Stu Wilkinson made a name for himself getting lots of not outs and using half a bat. He could quickly kill an attack just when they may have thought they had the upper hand. His late middle order hitting often took games away from the opposition. His arrival time on game day always drew a betting pool and we never knew when he would turn up. Stu or "Stalin" or "the Don" as he prefers to be known, possesses a very strong arm and likes to use it every time he gathers the ball. With a decrepit captain at mid on fearing no chance of back up and 4 overthrows the cry was usually "hold it". By day 3 of the GF this had started to work. Favourite remark was "monkey nuts" but this will have to remain a part of 6ths(1) folklore. This card carrying Maoist became a very useful strike bowler, able to take key wickets and nick up good batters. He often was under bowled, either due to his inability to digest large afternoon teas or failure to arrive back from local restaurants on time for resumption of the game. Overall the team benefited from his all-round ability, not to mention his philosophical and political mantras.

Brendan Badenhorst or "little horse" began to open the batting and bowling for us and just got on with everyone. He was the perfect foil for Prickle and often just accumulated a good score while Prickle raced away. No fuss, he is a demon for a caught and bowled and pulled in several crackers again this season. A captains dream, will bowl from any end and never minds if he gets too many or too few overs. Great support from Jack throughout the season and my Afrikaans is getting better now. Perhaps the quietest cricketer I have played with and is often sarcastically told to "pipe down."

Prickle (Also known as Michael Shinnick or Luke) found love and the boundary ropes. Prickle can hit a very long ball, which often look as though he has only just pushed at it. His batting in the final was sublime. Michael has now inherited the trait of getting out LBW whilst playing forward, batting 1.5 metres out of his crease and edging a swinging ball on to his hip on a popping deck. When this doesn't happen he can change a game in 5 overs with his power batting. He can also hit balls to areas with Kohli-like wrists that perplex opposition fielding sides. He can field anywhere and would top the wicketkeeper dismissals if not for his unselfishness to give young keepers the gloves. If anyone bleeds blue it is this bloke. I cannot overstate his contribution to the team, from scorebook auditing to players area clean up and team talks. A voice of reason that is appreciated by all.

Josh "Durko" Durkin became a fixture in our side. As a 14 year old leggie and hard hitting batter he fitted into senior cricket like an old pro. His fielding was always of a top standard and he took some great snares. A great trainer who grew with every game and every opportunity. He never complained about where he batted or which end he bowled from. In a team environment that encouraged his role, his bowling blossomed. Eager to listen and learn and I see a long playing career ahead of him at VDCC. Once skippers realise that leggies need assistance to settle and they will get hit for boundaries, then young leggies won't need to try and bowl 6 wicket balls an over because they feel they might only get two overs. With support they can become wicket takers. On occasions when we needed quick runs, selflessly threw caution to the wind. Josh travelled from his morning school games to play in this side every Saturday afternoon in first term, so kudos to him and his parents for such devotion to the game.

Matt McFadden came back after Christmas and was great for this side. His batting and shot selection showed great maturity and helped our middle order achieve winning scores. His ongoing leg injury meant cordon honours and he delivered some great catching here for us. It is the happiest I have seen Matt and he became Mr. Reliable, able to steady the ship and accelerate scoring rates when needed.

Harry ("don't call me Harrison"/Ferris) Beath came back after a carpet-laying mishap nearly curtailed his cricket career. After Christmas he helped fill the void left by school absences and became a strike bowler and handy lower order batter for this side. An athletic fielder, he worked hard at all aspects of his game and was rewarded with wickets and vital runs.

Semi- Final

Rain, rain rain. Finishing second meant a washout was not a concern, although getting caught on a bog is the worst case scenario. The game meandered into day 2 without a ball bowled, but we finally underway on Sunday. The pitch was pretty much unplayable, but I understand the ump's were under considerable pressure to make a start.

Lost the toss and we were dobb'd on a playdough pitch. It was so hard to bat on, that even taking centre was not easy. Anything over 70 was going to be a good score and we had scrambled to 3 for 35 when more rain arrived and swamped ground. Overcast conditions meant it was the final interruption and handshakes were made.

Onto the GF versus??...we had to wait. Our sister side were in a good position overnight but had no play day 2, which meant we played the Tigers in the GF at Redlands. This underlines the strength of our club, as I am sure given a full game this side would also have made the GF.

Grand Final.

More and more rain during the week. We had been told "you won't get on as it's underwater." So we were all worried this would be a repeat of the previous year's Grand final match at the Wynnum Aquatic Centre, where over 4 days not one ball was bowled, but plenty of 200m freestyles were swum. I downloaded every weather app but the forecast was very poor on all of them.

Day 1

We get to Redlands and the fields were good to go, the pitch a belter. Luckily all the rain that smashed Brisbane missed Redlands. Lost the toss again and we were sent in.

Another solid start by our openers before Brendan was first out. Prickle had decided he was going bat long. He put two off drives over the road at Redlands, which has to be a good 100 metre carry. You could see our opponents shoulders start to droop. We lost another one and then Jimmy steadied the ship, only to get out when we were looking to take the game away. At 5/142, the game was in the balance. Prickle just kept batting and after 4 giant sixes could just hit gaps with the field back. Once we got over the 200 hundred hurdle the nerves started to settle.

On 212 we lost our 6th wicket, Prickle departing for 119 off 168 on what would be considered a large and heavy outfield. Wilko snuffed out any thought of a tail end collapse with some smart batting and good hitting. Not bad for a bloke who had moved to a friend's house at Wellington Point so he could manage to get to the game on time. A very disciplined student, it was a big ask for him to play and forfeit study time, but we are glad he did. His contribution of 62 with 12 boundaries helped us reach 271 at the end of day 1.

Day 2

We knew this was a good wicket and that they had some real firepower in their top 4. Plans in place and our bowlers delivered. Matt Kennedy delivered his best spell of the season, taking the first three wickets, two of them being their big guns. At 3/32 the pressure was great and our tails were up and soon they were 5/44. Redlands then simply tried to bat out time, but our accurate bowling did not provide many scoring opps. Yours truly bowled a string of maidens that had scorers slipping into unconsciousness. Perhaps they saw the weather forecast for week 2 which again looked very bad. Late day 2 we had not been able to get the 6th wicket and this partnership, while not hurting us was frustrating. We would have to wait another week.

Day3

Stu and I ran up the phone bills calling for weather reports. By Friday I was expecting the old "game off" phone call, but to Redland's credit we arrived to yet another outstanding playing surface. The not out batsman that had defended 243 balls for 55 was a slashed player, so we now had a real look at the tail.

A wicket early to Brendan meant we were in business to run through the tail. Redlands hung in and whittled away at our target. Durko got through the gate with a well flighted wrongun dismissing a key batter, then Wilko and Beathy did the rest. An 85 run lead with lots of cricket to play. Batting into day 4 was paramount and if we scored in excess of 200 with this lead, it would be really tough for Redlands.

Despite losing an early wicket, we consolidate and follow our plan of batting sensibly for an overall target. Prickle looked like he would get another ton, but his 53 off 105 balls meant both runs and time.

Sammy Hicks (the entertainer) who missed out first dig, showed how far he had come this season with a patient knock of 50 off 100 balls. A batter who can get easily bored, it was a determined knock that took the game further away from Redlands. Jimmy contributed another 63 off 153 balls, which was just what the doctored ordered, but we never got ahead of ourselves. Everyone doing their job had become a good habit.

Day 4

A few weather delays thanks to light drizzle that took a few overs out of the day. Wilko (9 off 59) and Matt McFadden (25) faced a lot of balls and took more time out of the game. Conan compiled another unpretentious 30 and the target was at the 300 mark now. Durko came in and looked like he could have batted a full day, a reverse sweep about the only shot he did not nail. With Stu Rees playing a straight bat and helping Josh along, the lead blew out and with not enough time for Redlands to contemplate any victory they conceded defeat.

Thanks to all those who played in this side throughout the year, making it a truly enjoyable experience. You don't play for premierships but they are nice when they happen. We are lucky at VDCC to have been involved in so many, as they are rare and not to be taken for granted. Applause to our Redlands opponents who were gracious in defeat and played the game in good spirit throughout.

Thanks

A very successful season for the club, which is testimony to the great support and expertise of coaching, club staff and volunteers. Congrats to Donks, Skins and Greg for their respective 4th Grade, 5th Grade & C1 Subbies wins and commiserations to Walts and 3rd Grade with a tough GF.

Special thanks to Spud Murphy and his refreshing approach to all things cricket. A substantial reason why we had such great success as all individuals are given the same opportunities to improve. A job well done.

I thank my team mates for a helping make my Saturday afternoons so enjoyable. Thanks also to Mick McShane, who did a great job scoring our games this season, it was very much appreciated.

And Finally

I hope the custodians of the game actually come to understand the importance of lower grade cricket, its vital role in life and cricket development, and not just Premier Grade and above. Alas I don't think they get it, but don't underrate or ignore those who play for 20 years but don't ever play First Grade. Don't underestimate the late bloomer who did not get the tracksuit at 12. Don't push older players out. These players are generally the backbone of the club and support cricket in general. Despite the lack of support from overarching organisations, lower grades have always added greatly to overall club strength and character. Go Valleys.

George.



Sixth Grade (1) after winning the Grand Final against Redlands.

SIXTH GRADE (No. 1) PREMIERSHIP STATISTICS

Premiership:	Premiers
Matches played:	16: Won outright 2, Won 1st innings 8, Drawn 4, Lost 1st innings 2
Records:	Nil

Sixth Grade (No. 1) Batting

Player	Matches	Innings	Not Outs	Best Score	100s	50s	Runs	Average	Catches/Stumpings
ML Shinnick	15	16	1	119	1	3	474	31.60	4/1
JJ Hicks	16	15	-	137	1	2	442	29.47	3/-
ST Hicks	15	15	-	53	-	2	323	21.53	19/3
ST Wilkinson	13	14	6	62	-	1	266	33.25	4/-
B Badenhorst	16	16	3	31	-	-	170	13.08	6/-
CIF Rees	12	11	-	46	-	-	162	14.73	3/-
SA Rees	13	11	2	30	-	-	129	14.33	2/-
MG McFadden	6	6	1	47*	-	-	120	24.00	2/-
LJ Bartholomew	3	4	1	66	-	1	105	35.00	1/-
JW Durkin	9	6	1	24	-	-	82	16.40	5/-
MT Blackman	6	5	-	38	-	-	76	15.20	3/-
RG Campbell	7	6	1	34	-	-	70	14.00	3/-
HI Rees	3	3	-	33	-	-	57	19.00	1/-
NC Lloyd	1	1	1	54*	-	1	54	-	-/-
FL Rees	3	2	-	22	-	-	31	15.50	4/-
HJ Beath	5	4	1	15*	-	-	31	10.33	5/-
MJ Kennedy	9	5	3	10*	-	-	25	12.50	-/-
MP Van Homrigh	1	1	-	18	-	-	18	18.00	1/-
JM Varatharajan	3	3	-	9	-	-	18	6.00	1/-
SW Cope	2	2	-	6	-	-	12	6.00	-/-
MA Scott	2	2	-	12	-	-	12	6.00	1/-
JP O'Neill	2	1	-	9	-	-	9	9.00	-/-
CF Kempnich	16	9	5	4*	-	-	9	2.25	3/-
MC Moore	1	1	-	8	-	-	8	8.00	-/-
AR Horgan	1	1	-	3	-	-	3	3.00	-/-
NB McPhee	1	1	-	1	-	-	1	1.00	-/-
FE Rosbrook	2	-	-	0	-	-	-	-	1/-
N Bradford	1	-	-	0	-	-	-	-	-/-
JM Durkin	1	-	-	0	-	-	-	-	-/-
ML Taylor	1	-	-	0	-	-	-	-	-/-

Sixth Grade (No. 1) Bowling

Player	Overs	Maidens	Runs	Wickets	Average	Best	5 Wkts.
JJ Hicks	95	32	176	23	7.65	4-31	-
CF Kempnich	126	38	297	19	15.63	4-41	-
B Badenhorst	117	26	305	17	17.94	3-14	-
ST Wilkinson	87	31	186	17	10.94	3-12	-
CIF Rees	111.3	26	361	16	22.56	3-12	-
MT Blackman	55	11	128	15	8.53	3-10	-
MJ Kennedy	80.1	22	191	10	19.10	3-42	-
JW Durkin	49	12	183	10	18.30	3-23	-
JP O'Neill	15	10	9	6	1.50	4-2	-
HJ Beath	33.4	11	65	3	21.67	1-4	-
AR Horgan	9	3	18	3	6.00	3-18	-
LJ Bartholomew	13	4	19	2	9.50	2-7	-
MA Scott	12	-	59	1	59.00	1-24	-
SW Cope	7	1	21	1	21.00	1-18	-
MC Moore	5	-	24	1	24.00	1-24	-
FL Rees	5	2	12	-	0.00	0-12	-
FE Rosbrook	5	4	3	-	0.00	0-3	-
RG Campbell	2	-	18	-	0.00	0-9	-
NB McPhee	2	-	8	-	0.00	0-8	-
HI Rees	1	-	12	-	0.00	0-12	-
JM Varatharajan	1	-	6	-	0.00	0-6	-

**SIXTH GRADE FINAL
VALLEY (1) v REDLANDS (1)**

17, 18 March & 24, 24 March 2018, Fred Kratzman Oval, Wellington Point

Valley Batting	First Innings	Runs	Second Innings	Runs
B Badenhorst	c. C O'Shea b. HR Friske	6	lbw b. T Gray	0
ML Shinnick	c. J Hutchinson b. TD Conwell	119	c. J Hutchinson b. GP Thompson	53
ST Hicks	c. C O'Shea b. HR Friske	2	b. JT Cullen	53
JJ Hicks	c. & b. TD Conwell	29	c. C O'Shea b. D Kritzinger	63
MG McFadden	c. JT Cullen b. T Gray	2	c. P Bonney b. SA Butters	25
SA Rees	st. J Hutchinson b. SA Butters	3	not out	4
ST Wilkinson	lbw b. HR Friske	62	b. D Kritzinger	9
CI Rees	lbw b. HR Friske	15	lbw b. J Hutchinson	32
HJ Beath	b. SA Butters	10	dnb	
MJ Kennedy	b. HR Friske	5	dnb	
CF Kempnich	not out	0	dnb	
JW Durkin	dnb		not out	22
	Extras (nb 2, w 7, b 6, lb 3)	18	Extras (nb 3, w 3, b 0, lb 2)	8
	TOTAL	271	TOTAL	7/269

Redlands Bowling	First Innings				Second Innings			
	Overs	Mdns.	Runs	Wkts.	Overs	Mdns.	Runs	Wkts.
SA Butters	17.0	4	41	2	32.0	12	62	1
T Gray	11.0	2	31	1	10.0	0	33	1
HR Friske	17.2	7	44	5				
TD Conwell	13.0	2	59	2				
JT Cullen	8.2	0	37	0	3.4	0	12	1
TA Waters	7.0	1	42	0	10.0	1	32	0
C O'Shea	2.4	1	8	0				
J Kildey					12.0	2	31	0
JC Sim					12.0	1	52	0
DL Cassell					1.2	0	3	0
GP Thompson					11.0	4	20	1
D Kritzinger					11.0	4	13	2
J Hutchinson					6.0	2	9	1

Redlands Batting	First Innings	Runs	Second Innings	Runs
J Hutchinson	lbw b. MJ Kennedy	12		
P Bonney	c. ST Hicks b. MJ Kennedy	10		
C O'Shea	b. MJ Kennedy	6		
TD Conwell	retired not out	55		
D Kritzinger	c. ST Hicks b. ST Wilkinson	5		
J Kildey	c. ST Hicks b. HJ Beath	29		
GP Thompson	run out (CI Rees, ST Hicks)	0		
DL Cassell	lbw b. CI Rees	29		
HR Friske	dnb			
SA Butters	b. JW Durkin	8		
TA Waters	c. HJ Beath b. B Badenhorst	3		
JC Sim	c. SA Rees b. ST Wilkinson	9		
T Gray	not out	0		
	Extras (nb 0, w 6, b 6, lb 8)	20		
	TOTAL	186		

Valley Bowling	First Innings				Second Innings			
	Overs	Mdns.	Runs	Wkts.	Overs	Mdns.	Runs	Wkts.
MJ Kennedy	26.0	9	42	3				
B Badenhorst	16.0	4	41	1				
CI Rees	14.0	5	19	1				
JW Durkin	9.0	4	24	1				
CF Kempnich	15.0	7	9	0				
ST Wilkinson	12.0	7	14	2				
JJ Hicks	14.0	6	19	0				
HJ Beath	2.4	0	4	1				

Match Result: Valley won on first innings
Toss Won by: Redlands (elected to bowl first)
Captains: CF Kempnich (VDCC) & DL Cassell (Redlands)
Valley Man of Match: ML Shinnick
Umpires: Peter Boland & William Ford
Valley Scorer: Mick McShane



VALLEY DISTRICT CRICKET CLUB

AFFILIATED WITH QUEENSLAND CRICKET

ESTABLISHED 1897



WEP HARRIS SHIELD (SIXTH GRADE) PREMIERS 2017/2018

Back Row: Pat Culpin (Chairman), Sam Hicks, Matt Kennedy, Michael Shinnick, Stuart Wilkinson, James Hicks, Harrison Beath, Grant Mitchell (Secretary), Brad Murphy (Club Coach).

Front Row: Josh Durkin, Brendan Badenhorst, Peter Easton (President), Clinton Kempnich (Capt), Conor Rees, Stuart Rees, Matt McFadden.

Secretary: Grant Mitchell, Treasurer: Mark Jones, Patron: Allan Border, President: Peter Easton, Chairman: Pat Culpin, Vice Presidents: Geoff Trivett, Gill Chapman, Keith Dudgeon.

SIXTH GRADE (No. 2)

Sixth Grade (No. 2) Captain's Report: Jon Malone

Round 1: Against Uni at Uni:

Started the season in usual fashion – lost the toss and sent in on a wet one at St Lucia. Grade cricket debuts for Gill, Hastie, Backstrom, Inglis, and Heyward.

A quick fire 20 from debutant Hastie and 42 from Pony Horswill was about all we had to offer on a wet one. Valleys all out for 100 with Malone Snr stranding Malone Jnr on 0* (another frosty car ride home).

Can 6(2) defend a small total – YES we can! Alexander with 3/44 off 7 got away to a flyer, with 2 to both Inglis and Heyward. However it was Malone Jnr with 3/7 off 5 that clinched the win for the good guys. Uni all out for 97.

Round 2: Against Toombul at Wynnum

Valley win the toss – never in doubt – and bat first. Hastie again off to a flyer with 22 off not many, supported down the order by a very patient innings from Meggsy Lanning with 66. Jack Willis third top scorer with 15. Valley all out for a respectable 166.

Very tight opening spells by Willis, Alexander, Friend and Malone Jnr had us in the drivers seat with overs to spare. We were the hammered in the last 10 by a clean hitting tailender taking 66 off 40. Valley go down in a disappointing loss.

Round 3: The Derby against Valley 1 at Ashgrove 3

Valley 1 win the toss and bat. Prickle and Hicks take to the attack, with Alexander (3/54) and Willis (3/33) unlucky in their first spells.

Lanning (0/22 off 9) slows the run fest, with Malone Jnr (2/46) removing both openers. Prickle still shaking his head at the wrong-un that was supposed to go into the creek. Next time mate.

Willis, Alexander and Malone Snr (2/18) clean up the tail with a competitive 197 on the board.

Off to a great start with Wenzel (13), Hastie (34) and Gill (31) – you blokes better slow down otherwise you'll find yourselves in 5th Grade!

Jacob Horswill into the side as a result of a mid week (season ending) injury to Backstrom put the bowlers to the sword with 103 very cleanly hit runs.

Debutant number 6 for the season, Jake McCall raised the bat (and kissed the badge) with a courageous 53, and Alexander 19* saw the good guys finish 9/287. A first innings win and good points at the end of day 2.

Round 4: Day 2 Wash out against Wests at Wests

Despite the second day wash out, special mention this round to Gill with a fantastic 123, debutant 7 Clarke with 21, Lanning 28, and debutant 8 Pup Jeh with 5*. V

alley with 241 on the board defeated by the weather.

Round 5: Away game at Marist against Wynnum

Wynnum win the toss and bat. Key destroyers for the day are Fox Jnr (4/39) and debutant 9 Tom Collier (3/15) saw them all out for 175. Malone Snr with one of the more spectacular catches of the season – not just because he's so old!

Hastie (44 – I said stop it or you'll get picked in 4's), Adams (27), Fox Jnr (16) and Collier (14) set up the win with some lusty hitting by Alexander (9) and Malone (14) getting us home with 5 balls to spare.

Making Wynnum come all the way to Marist Ashgrove for their home game, and then beating them in the last over with tailenders at the crease is one of life's great pleasures.

Round 6:

If beating Wynnum is one of life's great pleasures, driving all the way to Sandgate to lose by 3 runs is probably the worst. Made worse that the last wicket to fall was Captain Malone clean missing a rank full toss that hit my back pad – out LBW to a pie chucker. How embarrassing. Sorry boys!

On a positive note, Wenzel (56) and Adams (52) with their first grade 50's and McCall chipped in with a handy 28.

Round 7: Uni at Uni

Washed out without a ball being bowled.

Round 8: Against Norths at Ashgrove 3

Captain Lanning wins the toss and sends Norths in. Fox Jnr starts asking questions of the selectors with his first Michelle 5/15 off 8 overs. Some serious talent here.

Captain Lanning with a seriously good spell (2/4 off 8) finishes Norths off for 101.

First innings win to Valleys (all out 149) with runs to Adams (20), Lanning (23), Bembrick (26), Fox Jnr (22) and Fox Snr 18. It's a very distinct pleasure to play grade cricket with your son – may it happen often Fox.

Lachy Bembrick the chief destroyer in Norths second dig (5/4 off 9), leaves Valleys needing only 80 for the outright. Wenzel (19), Adams (32) and Horswill (21) cruising to the win.

Round 9: Against Souths at Mitchie

I won't dwell too much on this game – losing twice to Souths in one season is just too much.

Wickets to Lanning (2), Gibbo (2) and Fox Jnr (2) and runs to Horswill (35) and Campbell (26).

Grade debutants 10 and 11 Harsant and Cowley – well done men!

Round 10: Against Wynnum (1) at Mitchie

A birthday present for me...please let it be to beat Wynnum.

Sent in on a wet one at Mitchie (never have I ever heard so much whinging about a wet wicket from grown men who have driven an hour to get to a game).

All out for 142 on a wet green Mitchie wicket was sensational. Runs to Fox Snr (47), Wenzel (29), Lanning (17), and Malone Jnr (15).

Wickets shared by Alexander (2), Lanning (2) and Malone Snr (2), with 2 run-outs to Malone Snr capping off a birthday win, and 6 points in the bank.

Round 11: Against Redlands (2) at Mitchie

Another day at Mitchie – nice and close, but not sure where the wicket is. After what seems like days trudging through knee high grass in the outfield, we finally arrive to the centre. Looks very green, but typically hard. Valley win the toss and bat.

Lanning's 76 would have been 150 on any other ground in Brisbane. Ground shots went unrewarded, but patience pays off in the end. Great knock Meggsy.

Squire 47 and Sharpe 36 round out the best of the bats. Valley declared 6/242.

Tight bowling and wickets shared see Redlands out for 62 and asked to bat again with 42 overs to spare. We fell 3 wickets short in the end – 3 to Micallef and 2 to Walker.

Round 12: Against Wynnum 2 at Whites Hill

A long afternoon in the field after winning the toss and sending Wynnum in to bat. Wickets to Sharpe (2), Bembrick (2), and Walker (2) see Wynnum all out for 185.

Garske (55) and Squire (26) end day 1 with us well placed at 2/113 with a day to play. AND yes – day 2 washed out without a ball being bowled.

Round 13: Against Toombul at Toombul

Malone Snr wins the toss (I never lose a toss after Christmas!) and bats first.

Aside from Sharpe (49) and Horswill (46) there isn't a lot of resistance. Valley all out for 162.

Can we defend a small total? – refer above – yes we can.

Sharpe (4/39 off 15) and Fitzgerald (1/18) set us up with a tight opening spell. Lanning (2/39) and Malone Jnr (2/15 off 13) finished them off for 146. First innings to Valley.

With only 52 overs left in the day and a first innings win in the bag, a tight table meant that bonus points were going to be valuable come the end of season – so let's see how many runs we can get!

Challenge accepted. Adams (44), Alexander (33), Horswill Jnr (29), Fitzgerald (26), Wenzel (25) amongst the 248 runs.

Round 14: Against Redlands at Ashgrove 3

Final round of the season and the message is clear. Win this game against the ladder leaders and we're through. Lose and it's the end of our season.

Redlands win the toss and sensing we need to win, send us in. They must really hate 5th placed Souths!

Anyway the boys in blue, well aware of the situation score quickly – Adams (51), Micallef (36), Jeh (33) to be all out for 187.

Redlands come out swinging. Their number one bat scoring a quick fire 76 (off 39) balls – but he's out "caught Lanning bowled Sharpe" – the rest fold quickly to be all out for 143.

The Souths boys who came to watch go home unhappy – Valley sneak into 4th place for next week's semi against the same Redlands team.

Semi Final: Against Redlands at Redlands

We arrive at Redlands with the same team as last week – that rarely happens for Valley (2) and certainly never for a final! The boys are pumped and ready for battle.

It was pretty wet during the week, so we are pleasantly surprised by a dry wicket and a firm outfield. With bad weather forecast over the next few days, it's vital to win the toss and get runs on the board. True to form, Malone Snr wins the toss, and bats first. Off to a flyer again with Wenzel (28), Adams (23) and Sharpe (16*) before the rain settles in and ends day 1. We're 3/100 in an away final and feeling positive about day 2.

AND it pisses down all night! We must have pushed that friggin' super-sopper 20kms on Sunday without making a dent in the puddles formed by constant showers. We call our season to a close at 2pm without another ball bowled.

So that's it folks – we finished 4th in a season that saw a dozen debutants, lots of Friday phone calls scraping our team together, a lot of laughs and good times.

Special thanks to Matt Walter for his efforts and patience, and to Mark Horswill our scorer and super sub!

As a side note, Valley (2) won the Spirit of Cricket Award for 2017/18. Testament to the way we play our cricket. Hard, Fair and Respectful.

This year provided me with great joy, mateship, bucketloads of fun, a tonne of laughs, and ultimately the incredible satisfaction of seeing another dozen youngsters stand up and become part of this great club. You're Valley men now.

Cheers

Jon Malone



Sixth Grade (2) Batting Average award winner Jacob Horswill, with Gavin Brown.

SIXTH GRADE (No. 2) PREMIERSHIP STATISTICS

Premiership:	4th: drew semi final
Matches Played:	15: Won outright 1, Won 1st innings 7, Drawn 4, Lost 1st innings 3,
Records:	Nil

Sixth Grade (No. 2) Batting

Player	Matches	Innings	Not Outs	Best Score	100s	50s	Runs	Average	Catches/Stumpings
JGF Horswill	13	14	2	103	1	-	371	30.92	5/2
LR Adams	8	10	1	52	-	2	268	29.78	4/-
AG Lanning	12	13	1	76	-	2	264	22.00	7/-
RZ Wenzel	10	12	-	56	-	1	239	19.92	6/-
TJ Hastie	6	7	-	51	-	1	200	28.57	3/-
S Gill	3	3	-	123	1	-	157	52.33	-/-
CS Sharpe	5	6	3	49	-	-	141	47.00	1/-
JA McCall	4	5	-	53	-	1	107	21.40	2/2
Z Jeh	7	6	3	33*	-	-	89	29.67	3/-
WA Garske	6	5	1	55*	-	1	83	20.75	6/1
JT Squire	3	3	-	47	-	-	81	27.00	1/-
MPW Jeh	4	3	1	47*	-	-	77	38.50	3/-
JP Alexander	12	7	3	33	-	-	64	16.00	2/-
JN Malone	12	11	4	18*	-	-	61	8.71	7/-
RG Campbell	4	4	1	26	-	-	59	19.67	2/-
BR Micallef	5	3	1	36	-	-	54	27.00	1/-
TA Collier	3	3	1	16	-	-	39	19.50	4/-
EJ Clarke	3	3	-	21	-	-	39	13.00	2/-
DJ Walker	3	4	-	22	-	-	37	9.25	-/-
BJ Fitzgerald	5	3	1	26	-	-	33	16.50	1/-
JK Willis	5	5	-	15	-	-	31	6.20	3/-
SG Malone	7	7	1	15	-	-	30	5.00	2/-
LA Bembrick	4	3	-	26	-	-	27	9.00	1/-
MR Harsant	1	1	-	16	-	-	16	16.00	-/-
SR Scott-Burrows	1	1	-	11	-	-	11	11.00	3/-
NJ Inglis	2	2	-	5	-	-	9	4.50	-/-
EP Backstrom	1	1	-	7	-	-	7	7.00	-/-
SD Heyward	1	1	-	7	-	-	7	7.00	-/-
MG Horswill	3	1	-	4	-	-	4	4.00	4/-
MA Friend	1	1	-	4	-	-	4	4.00	-/-
EW Cowley	1	1	-	1	-	-	1	1.00	-/-
JJ Gittins	1	1	-	1	-	-	1	1.00	-/-
TB Gibson	3	3	1	1	-	-	1	0.50	-/-
AJ(2) Brown	2	1	-	0	-	-	-	0.00	-/-
CD Murphy	1	1	-	0	-	-	-	0.00	-/-
JP O'Neill	1	1	-	0	-	-	-	0.00	1/-
IG Bacon	1	-	-	0	-	-	-	-	-/-

Sixth Grade (No. 2) Bowling

Player	Overs	Maidens	Runs	Wickets	Average	Best	5 Wkts.
Z Jeh	59.4	7	183	18	10.17	5-15	1
JP Alexander	82.4	17	287	16	17.94	3-44	-
AG Lanning	87.5	10	257	14	18.36	3-58	-
CS Sharpe	38.5	13	96	10	9.60	4-39	-
JN Malone	47	7	149	9	16.56	2-10	-
SG Malone	42.5	8	157	8	19.62	3-7	-
TA Collier	19.5	2	78	8	9.75	4-28	-
BJ Fitzgerald	44.4	22	95	7	13.57	3-41	-
LA Bembrick	37.4	11	113	7	16.14	5-11	1
JK Willis	36.3	9	130	6	21.67	3-33	-
BR Micallef	32	9	47	5	9.40	3-24	-
TB Gibson	27	4	69	4	17.25	2-14	-
DJ Walker	18	1	68	4	17.00	2-20	-
NJ Inglis	10	-	83	3	27.67	2-25	-
MA Friend	6	2	16	2	8.00	2-16	-
SD Heyward	4	2	7	2	3.50	2-7	-
AJ(2) Brown	10	2	28	1	28.00	1-16	-
IG Bacon	7	-	37	1	37.00	1-10	-
MPW Jeh	5.1	1	25	1	25.00	1-10	-
MR Harsant	5	-	21	1	21.00	1-21	-
EW Cowley	4	-	27	1	27.00	1-27	-
EJ Clarke	3	1	14	1	14.00	1-14	-
LR Adams	5	1	11	-	0.00	0-11	-
JP O'Neill	3	-	20	-	0.00	0-20	-



Remembering former First Grade player & Life Member, Bob Haupt.

C1 SUB DISTRICTS COMPETITION

Valley	99.34
Park Ridge	96.68
Wolston Park/Centenary	79.23
Bracken Ridge	78.24
South Brisbane Junior	73.88
Brookfield United	67.70
Muddies	59.06
Redland Sharks	40.02

C1 Sub Districts Captain's Report: Greg Carlson

After the success of the previous season with a win in the B3 competition, the team had to deal with the retirement of some great club stalwarts and the movement of some players to higher grades and opportunities. This meant a completely new squad for the first time in many years and a new challenge ahead.

The team used 35 players in total across the season, with many still at school and thus being selected for school cricket in the post-Christmas rounds. Nevertheless the side had a stable core of 6-7 players each week, which allowed us to put our best efforts forward and be a competitive side throughout the season.

The first three rounds of the season were one-day format games and we were able to achieve two wins and a close loss. As we moved into the 2-day format the side began to gel and we went to the Christmas break at the top of the table, after only losing the Round 2 one-dayer.

By this stage the competition was beginning to look like a 3 team race between ourselves, Park Ridge CC and Wolston Park Cricket Club. All three teams were within a few points, each side having a maximum of 2 losses.

After Christmas a new team emerged for us, with the loss of several players to either Grade or School Cricket. Knowing the competition was tight we needed to gel quickly. With only a few rounds remaining and the inevitable wet weather to come, finishing as Minor Premiers would be important come finals time.

After a surprise loss to the bottom side in a 2-day game and an outright win by Park Ridge, we were second on the ladder leading into the last round. In the last round the top 4 sides played each other, Park Ridge playing fourth placed Bracken Ridge (who needed a win to ensure a finals place) and we played third placed Wolston Park. For us to finish as Minor Premiers, we needed to beat Wolston Park and hope for an upset win by Bracken Ridge.

To say we did it the hard way is an understatement. On a deck and outfield which had been subject to heavy rain and lack of preparation throughout the week, we were sent in by Wolston Park and quickly slumped to 6-18!! Some late order runs saw us scrap together 94 from 22 overs, from a maximum 35. We knew the deck was hard to bat on, but we had proven many times that statistically our bowling attack was the best in the competition, so we would not give the other team any easy opportunities to score. What ensued was an outstanding fielding and bowling effort, which saw Wolston Park dismissed for 66 from 26 overs. All 5 bowlers took wickets, most notably Thomas Jolly with 3/14 from 6 overs and Callum Hayes 3/19 off 5.4 overs.

Our part was done, yet we waited on the published results from the other game. To our surprise and good fortune, Bracken Ridge had indeed pulled off the upset to secure their finals place, relegating Park Ridge to second place and elevating Valleys to Minor Premiers by just 2.66 points.

That result saw the side finish with a record from 15 matches of:
2 Outright Wins
9 First Innings/One-Day Wins
2 Draws (weather)
2 First Innings/One-Day Losses

And set up a home semi-final against Bracken Ridge.

To say we didn't want a repeat performance of the last round in the Semi-Final was an understatement. Again, the weather during the week wasn't favourable to a fast outfield and well prepared surface, with the deck very soft to say the least. The format had moved to 90-overs per day so we knew that the weather, although being around, would see the game played in our heads as much as on the field.

Like the previous week we lost the toss and were sent in to bat. Unfortunately we started similarly to the previous week and wickets fell quickly. This time we were all out for 58, but we did take time out of the game, batting for 55 overs on a difficult wicket. What was different this week, was our confidence defending, even knowing a first innings loss was enough to finish our season. We always thought that we were "in front in the game" and they still had to survive four of the top 10 bowlers in the competition in Thomas Jolly, Callum Hayes, Thomas Andersen and myself. What followed was nothing short of perfect cricket. At stumps we had all but extinguished the opposition's chances, as when bad light stopped play they were 8/17.

With rain overnight and into the morning, the outfield needed time to dry and play on the second day began an hour after scheduled start. When we finally got on the field, the opposition tried to hit their way towards the target, but again some very tight bowling and good fielding saw them finally dismissed just before lunch (and the rain) for 35!! The best bowling performance of the year by far with the Thomas Jolly and Callum Hayes combination taking 8/18 from 20 overs.

We again sat and waited to hear who our opponent would be in the Grand Final. For the second week Park Ridge faltered to give Wolston Park a berth against us at home on Norm McMahon Oval.

Playing a Grand Final at Ashgrove was a fantastic experience for the players, who don't often get the quality of wickets like Norm McMahon. Thanks to the club for allowing that to happen and to the groundstaff for the perfect condition of the pitch and outfield.

Our plan for the final was simple, win the toss, bat as long and for as many as we could (hopefully the day at least) and then see if they could chase that down against our bowling attack. We lost the toss but were surprisingly sent in.

What didn't work was the batting all day plan. Not being used to a pitch with bounce and carry, some of the guys struggled to acclimatise and we fought our way to a below par total of 104.

Player-of-the-final Sean Scott-Burrows was the only one of us to provide any real substance to the scoreboard, with 44 valuable runs. The next two top scores were 15 and 14.

We had again put the weight of the game's result onto the bowlers. Again they delivered. Wolston Park tried to bat time and tire the attack, but in doing so didn't score with any speed or freedom. This allowed us to bowl consistently and look to take wickets.

Wolston Park finally fell in the 48th over for just 68, giving us a 34 run lead with 80 overs in the second day's play remaining. Still anyone's game. For the third game in a row Thomas Jolly took 4 wickets, with 2 each to Callum Hayes and myself. We now needed to bat long, as we had intended at the start of the match the previous morning!

Second time around we were more comfortable, with an opening partnership between Manav Chharbra (31) and myself getting us to 57 for the first wicket. Bruce Crawford (29) and I then posted another 56 run partnership, to get us to 2/113. We lost 4 quick wickets after the lunch break in Bruce, myself (45), Rob Bailey (0) and Finlay King (1), who was unlucky to be run out by a return drive and the smallest of touches by the bowler in his follow through. At this stage we were 5/124, a lead of 158.

Sean posted another great knock of 53 and the lower order all chipped in as we reached 9/217, a lead of 251. By this stage the heat of the day (and a lack of fitness at our level) saw many of the opposition players suffering heat exhaustion or other injuries.

Although they wanted to continue, their captain graciously admitted defeat and we were free to celebrate a Premiership at home, that just 3 weekends earlier we had thought was far from possible.

As mentioned earlier we had 35 players throughout the year and 13 played the finals series. The one thing I am most proud of from this group, is their desire to play for each other and not for themselves, which allowed the team to pull together and win games we could at other times have lost.

Some bowling statistics of note from the year:

I was awarded the best bowling average in the grade by QSDCA, but we had 4 bowlers in the top 6 Bowling Averages for the year:
Greg Carlson 39 wickets @ 5.10
Thomas Jolly 38 @ 8.95,
Callum Hayes 28 @ 7.61, and
Thomas Andersen 15 @ 10.40.

Krishna Nair was 2nd-ranked spinner, with 21 wickets @ 11.95 from just 10 matches.

I want to thank the club and especially the Selection Committee for all your support this year with the side and I look forward to leading these same men next year in a higher QSDCA Grade and a Premiership three-peat in 2018/19.

Greg Carlson



C1 Sub Districts Premiers.

C1 SUB DISTRICTS PREMIERSHIP STATISTICS

Premiership:	Premiers
Matches played:	17: Won outright 2, Won 1st innings 11, Drawn 2, Lost 1st innings 2
Records:	Nil

C1 Sub Districts Batting

Player	Matches	Innings	Not Outs	Best Score	100s	50s	Runs	Average	Catches/ Stumpings
GJ Carlson	15	19	1	45	-	-	342	19.00	10/-
SR Scott-Burrows	12	12	2	61	-	2	260	26.00	15/4
FJ King	14	17	1	30	-	-	172	10.75	3/-
MC Chhabra	11	12	1	31	-	-	158	14.36	3/-
BL Crawford	5	5	1	48*	-	-	123	30.75	4/-
TP Andersen	13	12	3	26*	-	-	121	13.44	5/-
LA Bembrick	6	7	3	35	-	-	119	29.75	4/-
RJ Bailey	10	10	1	34	-	-	113	12.56	5/-
TH Jolly	14	13	5	27	-	-	97	12.12	2/-
EJ Lehmann	5	5	1	32	-	-	70	17.50	2/-
CM Hayes	12	10	2	14	-	-	60	7.50	3/-
JW Durkin	6	5	-	29	-	-	56	11.20	1/-
PD Sherman	5	5	-	46	-	-	52	10.40	1/-
NJ Inglis	3	4	-	16	-	-	43	10.75	1/-
KM Nair	10	7	4	17*	-	-	38	12.67	3/-
JM Durkin	1	1	-	27	-	-	27	27.00	-/-
HI Rees	1	1	1	26*	-	-	26	-	2/-
LR Adams	1	1	-	25	-	-	25	25.00	1/-
AA Meincke	7	7	2	10*	-	-	25	5.00	1/-
DI Bandara	3	2	-	10	-	-	18	9.00	4/-
JJ Warren	6	6	-	13	-	-	18	3.00	-/-
TA Collier	1	1	-	13	-	-	13	13.00	-/-
EW Cowley	3	2	1	9*	-	-	12	12.00	-/-
FE Rosbrook	1	1	-	11	-	-	11	11.00	-/-
JJ Gittins	6	6	1	4*	-	-	11	2.20	2/-
SW Cope	1	1	-	10	-	-	10	10.00	-/-
PF Lynch	2	2	-	6	-	-	7	3.50	1/-
BR Micallef	1	2	1	5	-	-	5	5.00	-/-
P Mehta	6	5	-	4	-	-	5	1.00	-/-
JA McCall	1	1	-	4	-	-	4	4.00	-/-
WA Garske	1	1	-	1	-	-	1	1.00	-/-
JE Ball	1	1	-	0	-	-	-	0.00	-/-
HB Boyd	1	1	-	0	-	-	-	0.00	2/1
WC Jackson	1	1	-	0	-	-	-	0.00	-/-
BE Roden-Cohen	1	1	-	0	-	-	-	0.00	-/-
JM Varatharajan	1	1	-	0	-	-	-	0.00	1/-
CW Fricker	1	-	-	-	-	-	-	-	-/-
SD Heyward	1	-	-	-	-	-	-	-	-/-

C1 Sub Districts Bowling

Player	Overs	Maidens	Runs	Wickets	Average	Best	5 Wkts.
GJ Carlson	103.4	42	199	39	5.10	6-12	2
TH Jolly	132	37	340	38	8.95	6-26	1
CM Hayes	121.1	40	213	28	7.61	5-13	1
KM Nair	81.2	15	251	21	11.95	5-47	1
TP Andersen	84.1	29	156	15	10.40	6-14	1
JJ Gittins	31.2	7	89	7	12.71	2-30	-
P Mehta	26	6	63	7	9.00	3-2	-
NJ Inglis	22	7	62	6	10.33	3-3	-
EJ Lehmann	21	2	71	5	14.20	2-18	-
LA Bembrick	23	1	109	3	36.33	1-18	-
EW Cowley	6	1	15	3	5.00	1-1	-
SD Heyward	5	1	15	3	5.00	3-15	-
MC Chhabra	12	2	48	2	24.00	1-6	-
JW Durkin	11.1	4	44	2	22.00	1-2	-
CW Fricker	7	2	8	2	4.00	2-8	-
BR Micallef	4	2	2	2	1.00	2-2	-
AA Meincke	4	-	25	1	25.00	1-25	-
RJ Bailey	3	-	46	-	0.00	0-46	-
SW Cope	1	-	10	-	0.00	0-10	-

C1 SUB-DISTRICTS GRADE FINAL
VALLEY v WOLSTON PARK/CENTENERARY
17 & 18 March 2018, Norm McMahon Oval, Ashgrove

Valley Batting	First Innings	Runs	Second Innings	Runs
GJ Carlson	c. (unknown) b. C Van Betuw	14	lbw b. R Giritharan	45
BL Crawford	c. (unknown) b. R Petrie	7	c. (unknown) b. N Mustafa	29
R Bailey	b. C Van Betuw	3	b. N Mustafa	0
MC Chhabra	c. (unknown) b. L Cantwell	7	c. (unknown) b. N Mustafa	31
SR Scott-Burrows	run out (N Mustafa)	44	c. (unknown) b. R Giritharan	53
FJ King	b. S Kumar	5	run out	1
JJ Warren	lbw b. S Kumar	0	dnb	
TP Andersen	c. (unknown) b. Van Betuw	15	lbw b. L Cantwell	6
CM Hayes	b. N Mustafa	0	c. (unknown) b. L Van Veen	2
TH Jolly	not out	0	not out	11
JJ Gittins	c. (unknown) b. Van Betuw	2	c. (unknown) b. L Van Veen	3
AA Meincke	dnb		not out	10
	Extras (nb 1, w 2, b 3, lb 1)	7	Extras (nb 5, w 2, b 13, lb 6)	26
	TOTAL	104		9/217

Wolston Park Bowling	First Innings				Second Innings			
	Overs	Mdns.	Runs	Wkts.	Overs	Mdns.	Runs	Wkts.
R Petrie	8.0	3	24	1				
L Cantwell	11.0	6	8	1	8.0	1	29	1
S Kumar	7.0	1	16	2	13.0	2	35	0
N Mustafa	2.0	1	1	2	17.0	6	43	3
L Van Veen	9.0	1	23	0	12.0	1	34	2
R Giritharan	4.0	0	11	0	5.0	1	13	2
C Van Betuw	10.0	2	17	4				
M Gordon					7.0	1	38	1
D Taylor					5.0	2	6	0

Wolston Park Batting	First Innings	Runs
C Allan	c. SR Scott-Burrows b. TH Jolly	2
E Matthews	c. GJ Carlson b. CM Hayes	2
S Kumar	lbw b. TP Andersen	3
L Cantwell	lbw b. GJ Carlson	4
N Mustafa	b. GJ Carlson	3
I Malpass	c. SR Scott-Burrows b. TH Jolly	6
C Van Betuw	b. CM Hayes	5
D Taylor	b. TH Jolly	3
L Van Veen	c. FJ King b. JJ Gittins	7
R Petrie	c. TP Andersen b. TH Jolly	22
R Giritharan	not out	0
M Gordon	dnb	
	Extras (nb 3, w 2, b 2, lb 4)	11
	TOTAL	68

Valley Bowling	First Innings			
	Overs	Mdns.	Runs	Wkts.
CM Hayes	10.0	7	9	2
TH Jolly	14.5	7	20	4
GJ Carlson	10.0	5	9	2
TP Andersen	10.0	2	16	1
JJ Gittins	3.0	0	8	1

Match Result: Valley won on first innings
Toss Won by: Wolston Park/Centenary (elected to bowl first)
Captains: GJ Carlson (VDCC) & D Taylor (Wolston Park/Centenary)
Valley Man of Match: SR Scott-Burrows
Umpires: Bruce Lawson & Patrick O'Meara



VALLEY DISTRICT CRICKET CLUB

AFFILIATED WITH QUEENSLAND CRICKET

ESTABLISHED 1897



C1 SUB DISTRICTS PREMIERS 2017/2018

Back Row: Pat Culpán (Chairman), Krishna Nair, Finlay King, Thomas Jolly (VC), Thomas Andersen, Sean Scott-Burrows, Grant Mitchell (Secretary), Brad Murphy (Club Coach).

Front Row: Joshua Gittens, Allan Meincke, Peter Easton (President), Greg Carlson (Capt), Robert Bailey, Callum Hayes, Bruce Crawford.

Absent: Jack Warren, Manav Chharbra.

Secretary: Grant Mitchell, Treasurer: Mark Jones, Patron: Allan Border, President: Peter Easton, Chairman: Pat Culpán, Vice Presidents: Geoff Trivett, Gill Chapman, Keith Dudgeon.

C2 SUB DISTRICTS COMPETITION

Stafford District	98.31
Muddies	93.23
Valley	84.02
West Brisbane	81.37
Kenmore	59.28
Everton Districts	40.78

C2 Sub Districts Captain's Report: McCauley Hughes

"Hey mate, what do you do and where do you bat?"

Captaining a Valley team is an absolute privilege and being trusted with a young team of new players comes with its challenges. Much like my predecessor Tom Gibson, the team I took charge of this year had only a handful of familiar faces from the senior ranks. With no previous captaincy experience, I'm incredibly proud of the individual and team spirit we displayed consistently throughout the season.

Our season opener one-dayer against Kenmore couldn't have gone any smoother, with Zanden Jeh picking up 4 wickets to bowl them out for 85. With Reece Wenzel sweeping his way to 43 (with 9 fours), supported by Luke Hauritz and Nick Bradford, we finished up winning by 9 wickets.

With our second game won by forfeit, we were top of the ladder and 2 for 2. After a few losses mid-season and a rotating cast of players (23 in total), we managed to put together a few solid wins to finish 3rd on the ladder, putting us into the semi-finals.

Unfortunately for us, between the weather, the opposition and the Council, the ground was closed midweek and we were not given the opportunity to find a new venue. A disappointing end to a brilliant season, knocked out not on the field, but in the sheds.

Despite how our season ended we've had our fair share of laughs. The best and worst of which caused by angry young fast bowler Andrew 'Woody' Woodroffe's failure to turn up to week two against Kenmore after a ferocious spell week one with figures of 5/15 off 7.

It resulted in what can only be described as the most village thing I've ever seen on a cricket field, as Jonte's dad Simon dons Jimmy Boyd's extra set of whites to fill in, only to realise they're far too small.

A father-son kit swap mid pitch, mid game has to be seen to be believed. As thankful to Simon as I am for filling in more than once, I do hope Woody gets his calendar sorted.

We also had some solid performances this year with bat and ball:

Luke Hauritz - 46* and 51 in a solid partnership with Jordan Squire. Clinical wicket keeping. Picked up the batting trophy.

Jordan Squire - our very own Scottish international pro, with scores of 43 and 98* displaying his allergy to milestones. After a chanceless 98, Jordan was unable to pick up a boundary in the final over to go the whole way. Great shoes, great bloke, terrible chat.

Zanden Jeh - 4/8 off 3 - Definitely a bang to start the season from the pint-sized Jeh, spinning his way through Kenmore. Congratulations on your Grade debut!

Tom Gibson - 5/30 off 7 - firing against Everton in true Gibbo fashion, making his case for a promotion this year to 6s. Congratulations mate, well deserved and a long time coming. Gibbo also managed to clear the sheds at Stafford with a massive 6, much to our (and his) disbelief.

Woody - 5/15 off 7 - only the second fastest he's ever bowled, the fastest being the morning he was duped out of sauce on his breakfast Subway and decided the only course of action had to be bodyline.

Emrys Cowley 4/15 and Nathan Inglis 4/19. Late additions to the team. bowled well together in this game.

Huge thanks to DNeill, Rufus and Jimmy for their support on and off the field, as well as Vanessa Walker for scoring and Simon for chucking on the whites when our players occasionally went AWOL (once interstate).

Massive thanks to Walt and George for their help with selections. It's a thankless job occasionally, but they managed to get me a team every week, from Monday night plans to Friday night scrambles.

Special mentions for our players Zanden Jeh, Delcan Walker, Tom Gibson and Jordan Squire for their debuts in Grade cricket.

Thanks to everyone who contributed this season and turned up when we needed it. I hope I helped make your season enjoyable, whether it was your first season of seniors or your last.

Congratulations to all the Premiership winning sides this season.

Looking forward to seeing everyone go around again next year!

#GoValleys #BleedBlue

Macca

C2 SUB DISTRICTS PREMIERSHIP STATISTICS

Premiership:	3rd, washed out in Semi Final
Matches played:	Played 16: Won outright 1, Won 1st innings 7, Drawn 3, Lost 1st innings 4, Lost outright 1
Records:	Nil

C2 Sub Districts Batting

Player	Matches	Innings	Not Outs	Best Score	100s	50s	Runs	Average	Catches/Stumpings
JT Squire	5	8	2	98*	-	1	225	37.50	1/-
LR Hauritz	9	10	5	51	-	1	202	40.40	13/2
DJ Walker	9	12	-	33	-	-	174	14.50	4/-
DT Neill	13	16	1	35	-	-	145	9.67	10/-
AR Woodroffe	9	9	2	26*	-	-	115	16.43	-/-
N Bradford	8	10	2	25*	-	-	111	13.88	4/-
JI Brown	10	12	3	32*	-	-	107	11.89	2/-
NJ Inglis	3	4	-	40	-	-	94	23.50	1/-
RD Gandhi	11	9	2	22*	-	-	62	8.86	3/-
RZ Wenzel	2	2	-	43	-	-	55	27.50	1/-
JE Boyd	10	10	3	16	-	-	45	6.43	13/-
DI Bandara	2	2	-	20	-	-	38	19.00	-/-
MM Hughes	12	8	1	8*	-	-	23	3.29	3/-
SW Hetzel	1	1	1	22*	-	-	22	-	-/-
TB Gibson	5	4	2	14	-	-	22	11.00	1/-
Z Jeh	3	2	-	15	-	-	21	10.50	-/-
TJ Copley	9	6	1	13*	-	-	17	3.40	1/-
SJ Beaton	11	7	3	6*	-	-	15	3.75	4/-
TP Andersen	1	2	-	5	-	-	10	5.00	-/-
EW Cowley	1	1	1	9*	-	-	9	-	-/-
BJ Boyd	2	1	-	7	-	-	7	7.00	-/-
HB Boyd	2	2	-	6	-	-	6	3.00	4/-
CW Murdoch	6	5	1	0*	-	-	-	0.00	-/-
IG Bacon	1	-	-	-	-	-	-	-	1/-
DJ Bibby	1	-	-	-	-	-	-	-	2/-
CW Fricker	1	-	-	-	-	-	-	-	-/-
BJ Miles	1	-	-	-	-	-	-	-	-/-
DJ Robinson	1	-	-	-	-	-	-	-	-/-

C2 Sub Districts Bowling

Player	Overs	Maidens	Runs	Wickets	Average	Best	5 Wkts.
DJ Walker	34	1	147	14	10.50	3-17	-
DT Neill	77	9	296	13	22.77	4-53	-
AR Woodroffe	64	11	227	13	17.46	5-15	1
SJ Beaton	47.4	8	166	11	15.09	3-5	-
RD Gandhi	25	3	51	11	4.64	3-6	-
CW Murdoch	51	6	194	9	21.56	2-8	-
JE Boyd	39	4	148	8	18.50	4-68	-
TB Gibson	28	5	75	8	9.38	5-30	1
NJ Inglis	23	3	53	7	7.57	4-19	-
Z Jeh	13.4	1	54	6	9.00	4-8	-
EW Cowley	10	1	31	6	5.17	4-15	-
MM Hughes	41	6	182	5	36.40	2-10	-
JI Brown	17	2	69	5	13.80	2-5	-
IG Bacon	16	-	48	3	16.00	3-48	-
BJ Boyd	16	6	20	2	10.00	2-10	-
TJ Copley	10	2	41	2	20.50	1-7	-
BJ Miles	10	6	11	1	11.00	1-11	-
DJ Robinson	5	1	15	1	15.00	1-15	-
SW Hetzel	2.1	1	6	1	6	1-6	-
JT Squire	2	1	2	1	2	1-0	-
DJ Bibby	7	3	4	-	0.00	0-4	-
TP Andersen	6	2	12	-	0.00	0-12	-
DI Bandara	4	1	7	-	0.00	0-7	-
CW Fricker	1	-	1	-	0.00	0-1	-

UNDER 16 LORD'S TAVERNERS GRADE

University of Queensland	42
Toombul	33
Gold Coast	31
Northern Suburbs	27
Sunshine Coast	26
Wynnum/Manly	26
Valley	24
Sandgate-Redcliffe	23
Western Suburbs	21
Ipswich/Logan	19
Redlands	16
South Brisbane	15

UNDER 16 LORD'S TAVERNERS STATISTICS

Premiership:	7th
Matches Played:	11: Won 5, Lost 5, Drawn 1
Records:	Nil

Under 16 Lord's Taverners Grade Batting

Player	Matches	Innings	Not Outs	Best Score	100s	50s	Runs	Average	Catches/Stumpings
NB McPhee	10	10	1	80*	-	5	391	43.44	6/-
NM McGill	10	10	-	113	1	2	348	34.80	4/-
AE Halliday	6	6	1	89	-	2	219	43.80	1/-
HG Whyte	10	10	-	43	-	-	131	13.10	2/-
JP O'Neill	9	9	2	31	-	-	110	15.71	3/-
ND Miller	6	4	-	39	-	-	62	15.50	-/-
TJ Conway	10	9	3	20*	-	-	55	9.17	5/-
TA Collier	10	6	3	23*	-	-	52	17.33	3/-
BJ Curran	3	3	1	17	-	-	23	11.50	1/-
CD Murphy	10	6	1	8	-	-	17	3.40	8/2
JW Durkin	5	3	-	6	-	-	12	4.00	-/-
MC Moore	10	3	1	6*	-	-	11	5.50	2/-
WC Jackson	3	1	-	9	-	-	9	9.00	-/-
AL Bristow	3	1	-	7	-	-	7	7.00	-/-
MR Harsant	10	4	2	0*	-	-	-	0.00	2/-
LH Querido	5	2	1	0*	-	-	-	0.00	-/-

Under 16 Lord's Taverners Grade Bowling

Player	Overs	Maidens	Runs	Wickets	Average	Best	5 Wkts.
JP O'Neill	75	9	243	9	27.00	3-34	-
MR Harsant	72	14	272	9	30.22	2-35	-
MC Moore	59.3	11	204	9	22.67	2-14	-
TA Collier	40	1	188	9	20.89	4-40	-
HG Whyte	48.3	7	216	8	27.00	2-10	-
NM McGill	44.5	4	162	6	27.00	3-6	-
NB McPhee	41	3	166	5	33.20	1-14	-
JW Durkin	13	1	76	4	19.00	2-13	-
LH Querido	23	1	77	3	25.67	1-14	-
WC Jackson	7	-	23	2	11.50	2-14	-
BJ Curran	7	2	29	1	29.00	1-19	-
AL Bristow	-	-	-	-	0.00		-
TJ Conway	-	-	-	-	0.00		-
AE Halliday	-	-	-	-	0.00		-
ND Miller	-	-	-	-	0.00		-
CD Murphy	-	-	-	-	0.00		-

UNDER 16 SHANE WATSON CUP COMPETITION

Team	Points	NRR
North Zone		
Sunshine Coast	22	0.908
Valley	21	0.266
Wynnum/Manly	17	0.055
Wide Bay Cricket	14	-0.224
Toombul	13	-0.216
Northern Suburbs	10	-0.300
Sandgate - Redcliffe	10	-0.638
South Zone		
Redlands	23	0.772
Gold Coast	21	1.084
Western Suburbs	18	0.728
Darling Downs and South West	16	-0.501
Ipswich/Logan	13	-0.660
University of Queensland	11	-0.253
South Brisbane	6	-1.352

Shane Watson Cup Manager's Report: James Durkin

This year our Watson Cup team finished second in the Northside pool with only one loss and two washouts, which was unfortunate. We struggled to fill a team each week due to Weier and Brisbane North trials being played at the same time, so to finish second in our pool was a very good achievement.

Top run scorers were Ethan Lehmann and Josh Durkin, with Hugh Weibgen and Zanden Jeh chipping in with some valuable innings.

Leading wicket takers were Josh Durkin and Brayden Miles, who also both took 5fa's in different games.

The main group of U16 lads played their cricket with enjoyment in mind and it showed in the camaraderie and team culture. The younger lads who filled in each week were welcomed and played well above their years, making the future looking bright.

James Durkin



Under 16 Lord's Taverners on Norm McMahon Oval.

UNDER 16 SHANE WATSON CUP COMPETITION STATISTICS

Premiership:	2 nd in Zone
Matches Played:	6: Won 3, Drawn 2, Lost 1

Under 16 Shane Watson Cup Competition Batting

Player	Matches	Innings	Not Outs	Best Score	100s	50s	Runs	Average	Catches/Stumpings
EJ Lehmann	4	4	-	64	-	1	107	26.75	1/-
JW Durkin	4	4	1	63	-	1	90	30.00	5/-
HD Weibgen	3	2	-	49	-	-	70	35.00	2/2
LJ Stack	4	4	-	36	-	-	63	15.75	3/-
Z Jeh	2	1	-	53	-	1	53	53.00	1/-
CW Lavis	3	3	1	26	-	-	38	19.00	1/-
CP Mackie	1	1	-	30	-	-	30	30.00	1/-
KM Nair	2	2	-	9	-	-	12	6.00	-/-
BE Roden-Cohen	2	2	-	7	-	-	12	6.00	-/-
N Bradford	2	1	-	11	-	-	11	11.00	-/-
WC Jackson	4	3	-	8	-	-	11	3.67	1/-
FA Brien	2	1	-	8	-	-	8	8.00	-/-
M Rennick	2	2	-	7	-	-	8	4.00	-/-
SW Waite	2	2	2	6*	-	-	7	-	1/-
AL Bristow	1	1	-	7	-	-	7	7.00	-/-
HFU Bidgood	1	1	-	5	-	-	5	5.00	1/-
AS Tolhurst	1	1	1	1*	-	-	1	-	1/-
BJ Miles	3	2	-	0	-	-	-	0.00	-/-
CW Fricker	1	-	-	0	-	-	-	-	-/-
DW Lewis	1	-	-	0	-	-	-	-	1/-
IN Mills	1	-	-	0	-	-	-	-	-/-
JR O'Neill	1	-	-	0	-	-	-	-	-/-
CB Willis	1	-	-	0	-	-	-	-	-/-

Under 16 Shane Watson Cup Competition Bowling

Player	Overs	Maidens	Runs	Wickets	Average	Best	5 Wkts.
JW Durkin	22	1	85	9	9.44	5-25	1
BJ Miles	20	4	64	8	8.00	5-13	1
SW Waite	20	4	62	4	15.50	2-22	-
WC Jackson	22	1	87	2	43.50	1-27	-
KM Nair	11.4	2	48	2	24.00	2-18	-
EJ Lehmann	7	-	43	2	21.50	2-30	-
Z Jeh	9	1	24	1	24.00	1-19	-
BE Roden-Cohen	6	-	19	1	19.00	1-19	-
HFU Bidgood	5	-	18	1	18.00	1-18	-
CW Lavis	16	1	55	-	0.00	0-24	-
LJ Stack	8.5	-	33	-	0.00	0-2	-
DW Lewis	6	-	27	-	0.00	0-27	-
AS Tolhurst	6	-	22	-	0.00	0-22	-
JR O'Neill	3	-	11	-	0.00	0-11	-
M Rennick	1	-	3	-	0.00	0-3	-

OVER 40's GRADE ONE-DAY COMPETITION

TEAM	POINTS	NRR
Toombul	12	1.5061
Wynnum/Manly	10	0.8750
South Brisbane	8	1.4877
Redlands	6	2.5149
Sandgate-Redcliffe (Gold)	6	1.3879
Western Suburbs	4	1.4338
University of Queensland	4	1.0074
Valley	4	0.8256
Sandgate-Redcliffe (Blue)	2	0.4847
Ipswich/Logan	0	0.0000

Over 40's Captain's Report: Peter Sherman

Another enjoyable season catching up with old mates and opponents. 2 wins and 3 losses.

Game One

After a wet week and some great work by Gibbo and the Valley ground staff, we opened against a strong Toombul side who sent us in on Peter Easton. After a strong start we lost 2 wickets at 34 in the 6th over. The second wicket was Stoddy leaving his first ball, which swung back and knocked his castle over (much to the amusement of the Legends T20 side who had assembled earlier in the morning even though their game was called off). Toombul's leggie ripped through our batting, taking 5/18. Shermo managed a patient (only 1 x 4!) 52 retired and Godes, Burgs and Ando (on debut) added some handy runs at the end to reach 9/135. Adam "Bruce Reid" Callinan on debut also managed a duck, lasting one more ball than Stoddy. Holding got Toombul off to a quick start, before Smithy picked up 2 wickets. They got away in the middle overs and passed us 6 down in the 30th over, Valley parent and Toombul captain Andrew Knight hitting the wining runs.

Toombul 6/156 (30 overs: Smithy 2/24, Shermo 2/5, Adam Callinan 1/15, Godes 1/27) def Valley Diehards 9/155 (35 overs: Shermo 52*, Godes 22, Burgs 16, Ando 13).

Game Two

The next game was at Sandgate and as we had 12 and Sandgate 10, Brett Dascombe offered to field for until their 11th turned up. Dasco soon took a blinder at gully to dismiss Burgs. Their 11th was a no show, so Dasco took his full place in the Sandgate side (having coached and played with them a few seasons prior). DK compiled a stylish 50 retired, with Shermo and Gullo contributing, before Dasco caused carnage with the ball, taking 5/13 including Godes being stumped and Smithy for a globe. Pity they won't go in the VDCC stats mate! DK returned to get to 64* and we finished with 9/180. Trent Ryan got Sandgate off to a flyer, but we steadily took wickets which were shared around (Gullo the best 7/2/15/3) and kept it tight to dismiss them for 166 and a good win.

Valley Diehards 9/180 (35 overs: DK 64*, Shermo 25, Gullo 17, Stoddy 14, Godes 14, Dasco 4/1/13/5) def Sandgate Blue 166 (34.1 overs: Gullo 3/15, Godes 3/23, Shermo 3/31).

Game Three

A long trip out to a damp Ipswich for game 3 against the Hornets, a man short due to a mix up by Shermo and with Matty McFadden and Rev Ghandi on debut. Ipswich/Logan elected to bat on what proved a wet and difficult wicket to score on. Whytey and Godes took 3 each before Dasco, back with us this game, bowled a ripper of a spell with 4fa to knock the Hornets over for 115.

Shermo started the innings off with a duck before Burgs and Matty recovered, Smithy keeping the scoreboard ticking over nicely, including two dorothy's. Reidy Callinan picked up his second duck for the season, but Godes and Dasco managed to get the winning runs, with an unbeaten partnership of 16 for our last wicket in a tight finish.

Valley Diehards 8/166 (1 man short 21.3 overs: Smithy 42, Burgs 16, Godes 16) def Ipswich/Logan 115 (31.4 overs: Dasco 5.4/0/26/4, Godes 6/4/6/3, Whytey 3/21).

Game Four

Redlands came to Norm McMahon for this round and we batted first on a good track. DK and Shermo both got to 50 retired and Knuckles got 20 in a total of 5/183. We got a few wickets early thanks to Whytey (1) and Dasco (2), before Paul Stenhouse (fresh from captaining the first Aussie O50s side to the UK over winter) and Brian Brix both got classy 50's to get Redlands home.

Redlands 3/187 (32 overs: Dasco 2/29, Whytey 1/21) def Valley Diehards 5/183 (35 overs: DK 50*, Shermo 50*, Knuckles 20).

Game Five

Last round and a trip down to Wynnum where we won the toss and batted. Stoddy played well for 13 balls, before nicking one for his 2nd Daddles of the season (and as it turns out the team's last, so the holder of Daddles for the off-season, once we find him). DK and Milly batted well, putting on a partnership of 59 to get us back on track, before we lost 4 wickets in quick succession. Shermo and Plank put on 54 to take us past 150, and then Danny Malone (on debut) and Stan "The Man" Harvey (warming up for Christchurch) contributed some handy runs to get us to 9/197. With the ball we took wickets regularly, but couldn't keep the runs down. The wickets were shared plus Milly pulled off a good runout. Both sides were harshly dealt with by the Penguins with 22 wides each innings, so it was dark by the time we hit the Moreton Bays Sports Club for post-match and season analysis and a few beers.

Wynnum 6/201 (32.3 overs: The Man 1/16, Smithy, Rock, Dasco and Shermo 1 each, Milly a runout) def Valley Diehards 9/197 (35 overs: Shermo 40, Milly 39, DK 25, The Man 15*).

Thanks to all those who played this year for the Great Spirit with which you play, and to Stoddy for pulling the side together each game. I hope to see you all next season.

Cheers,

Shermo

OVER 40's GRADE ONE DAY COMPETITION STATISTICS

Matches Played:	5: Won 2, Lost 3
Records:	Nil

Over 40's Grade Batting

Player	Matches	Innings	Not Outs	Best Score	100s	50s	Runs	Average	Catches/Stumpings
PD Sherman	5	5	2	54*	-	2	169	56.33	3/-
DM Khan	4	4	2	64*	-	2	150	75.00	-/-
NJ Millard	2	2	-	39	-	-	53	26.50	-/-
SJ Gode	4	3	1	22	-	-	52	26.00	-/-
CJ Smith	5	4	-	42	-	-	46	11.50	1/-
WR Hamburger	3	3	1	16*	-	-	41	20.50	-/-
MD Banvill	3	3	-	20	-	-	34	11.33	2/-
JM Stoddart	4	4	-	14	-	-	26	6.50	-/-
MJ Ryan	4	3	-	13	-	-	21	7.00	-/-
WG Chapman	2	2	1	16*	-	-	20	20.00	-/-
MA Gulliver	2	1	-	17	-	-	17	17.00	1/-
SB Harvey	1	1	-	15	-	-	15	15.00	-/-
RAJ Anderson	1	1	-	13	-	-	13	13.00	-/-
DJ Malone	1	1	-	13	-	-	13	13.00	-/-
JR Whyte	2	2	-	6	-	-	11	5.50	-/-
BM Dascombe	3	2	1	8*	-	-	10	10.00	1/-
MG McFadden	1	1	-	10	-	-	10	10.00	-/-
MF Frame	1	1	1	8*	-	-	8	-	1/-
MG Horswill	2	2	-	5	-	-	6	3.00	-/1
RH Jones	1	1	1	5*	-	-	5	-	-/-
LR Warner	1	1	-	4	-	-	4	4.00	-/-
RD Gandhi	1	1	-	1	-	-	1	1.00	-/-
AR Callinan	2	2	-	0	-	-	-	0.00	1/-
ST Janes	1	1	-	0	-	-	-	0.00	-/-

Over 40's Grade Bowling

Player	Overs	Maidens	Runs	Wickets	Average	Best
SJ Gode	22.1	4	93	7	13.29	3-6
BM Dascombe	15.4	-	79	7	11.29	4-26
PD Sherman	13	1	65	6	10.83	3-31
CJ Smith	26	-	129	4	32.25	2-25
JR Whyte	9	-	42	4	10.50	3-21
MA Gulliver	13	2	61	3	20.33	3-15
AR Callinan	10	3	26	1	26.00	1-15
SB Harvey	3	-	16	1	16.00	1-16
LR Warner	3	-	29	1	29.00	1-29
MJ Ryan	17.3	1	95	-	0.00	0-16
MD Banvill	6	-	35	-	0.00	0-7
ST Janes	6	-	38	-	0.00	0-38
MF Frame	5	-	31	-	0.00	0-31
RD Gandhi	4	-	18	-	0.00	0-18
RAJ Anderson	3	1	5	-	0.00	0-5
DJ Malone	3	-	16	-	0.00	0-16
RH Jones	1	-	14	-	0.00	0-14



Over 40's after Round 5 against Wynnum-Manly

SUNDAY LEGENDS GRADE T20 COMPETITION

Team	Points	NRR
Valley	9	2.3588
Western Suburbs	7	1.1082
Sandgate-Redcliffe	5	0.2826
University of Queensland	5	-0.7837
South Brisbane	2	-1.2438
Wynnum/Manly	2	-2.5500

Sunday Legends T20 Captain's Report: Chris Lanagan

Well what a season!! My first in charge of this fine group of men and it turned out to be a successful one. As usual, it was filled with catching up with past players, idle banter, reminiscing and plenty of sledging and that was even before we played a game.

The Chairman of selectors Gavin "Murray Bennett" Brown introduced the new Captains Blazer for our team, which I was presented with prior to our first scheduled game. This was truly an honour and I hoped that I could live up to the esteemed standards of those that had gone before me, as I didn't want to let them down. We also had an "invitational player" for each game to go with our core group of players. This was a master stroke by The Chairman who proceeded to take great honour in letting us know who that would be each round.

Round 1 and our season got off to a false start when club secretary and Legends ground official Grant "Phantom" Mitchell, despite glorious weather conditions, called our game off against Wests in Round 1. This did however prove to be a very cunning and tactical move by the aforementioned player, who may have inadvertently won us the flag with this decision come season's end.

Round 2 was away to Wynnum and the first appearance in club colours for a number of seasons by Brendan "Pump" Shinnick and also the last appearance for former club captain and coach Heath "File" Pedrola. We bowled first, much to Brendan's disgust, and Wynnum managed to get to 7/95 off their allotted 20 overs although we desperately tried to get Wynnum as many runs as possible by dropping 9 catches during their innings. Our batting then was then lead by Pump and Owen "Gilly" Gilchrist (or is that Gilchurch). Pump picked up where he left off years ago, taking 21 off the first over and we accounted for Wynnum in 6.3 overs.

Round 3 had us pitted against our old foe Sandgate at Deagon. We were severely down on troops and drafted in a few invitational players, including Brett "Neilly" Neill, Kaidyn "SOG" Brown and Jeff "Maysie" Mays from my old club in Toowoomba. Batting first we got to 156, with good batting contributions from Gilly and Matthew "Mitts" DuPayne. Kaidyn (1 wicket and 3 catches) and Jeff (38 runs) proved to be valuable additions to our side that day, Neilly not so much. We got home by 5 runs, with "Murray Bennett" bowling a fine penultimate over to set it up for the Skipper to close out. This left us on top of the ladder leading into the Xmas Break.

Round 4 at home versus Uni and the invitational players continued to join our fold. This round we were lucky enough to provide the highlight of his cricketing career to former Test, ODI and Qld Shield Winning Captain Stuart "Judge" Law. We were also lucky to have Tony "Bantam" Brown continue with us and he again mesmerised the batsmen with a fine display of slow, looping, spin bowling. I say lucky as, due to his pre-Xmas exploits, he had turned down an offer to play Test Cricket for the Australian team

during that week after Darren Lehmann asked him to replace Nathan Lyon, but he deemed our game too important. This proved the right call, as he claimed yet another 2 victims to remain at the top of the Legends wicket takers list. Batting first, we got to 8/165 despite being 1/70 of the first 6 thanks to Judge and Pump and some late order heroics with the bat by David "Cotts" Cottee and Richard "Scooby" Anderson. Phantom continued his recent run of bad luck with the bat, getting his only 2 runs for the season. Uni then only managed 8/119, with all the bowlers chipping in.

Round 5 at Souths and the final home and away fixture. Paul "Thunder" Whybird, former VDDC First Grade player, joined us for this round and what a round it turned out to be. Batting first we got 4/168 with GB, Gilly and Mitts continuing their rich vein of form at Souths. Thunder also chipped in for a respectable 3 at the back end of our innings. Scooby and Darin "Hooch" Turner got us off to a great start with the ball, but I think Souths had decided to reverse the order and they had plenty of hitting to come. Skipper, Hooch, Scooby and in particular Cotts felt the full brunt of this onslaught and during some tense middle overs an umpiring decision did not go in our favour. Despite trying to explain the decision to one of our players, he told the skipper that "fire trucks have lots of grunt" or at least I think that's what he said, so in the true VDCC sportsmanship fashion, we accepted the call and moved on. Move on we did, with Cotts closing out the game in the last over for a 31-run win.

Valley Sunday Legends T20 side finished on top of the ladder thanks to our superior run rate, being undefeated and the Round 1 draw and as such we were to host Wests in the final. However, due to the untimely significant weather event that happened in the days leading up to the final, we were again unable to take the field against Wests and as a result we were crowned the Season 2017/18 Legends T20 Champions!!

It would be remiss of me not to mention the work of our tireless scorer Pat "Patty" Culpan. Not only did he bring up his 200th First Grade scoring game this season, he was there for every game of ours yet again and we are all truly grateful for all that he does...including the stats that keep us all interested. A huge THANK YOU Patty!!

It was a tremendous honour to be asked to skipper this side this season. Between us there is something along the lines of 3100 club games on the field and also many years of volunteer work off the field as well. This is a great group of blokes that I have the pleasure of being able to play alongside each year and have a drink or 2 with after each game. The Premiership is just the icing on the cake.

Well Done Legends, thanks for a great year and look forward to seeing you all at our preseason training for 2018/19....

Chris "Skipper" Lanagan

SUNDAY LEGENDS GRADE T20 COMPETITION STATISTICS

Premiership:	Champions
Matches Played:	5: Won 4, Drawn 1

Sunday Legends Grade Batting

Player	Total Club Matches	First Grade Cap Number	Matches	Innings	Not Outs	Best Score	100s	50s	Runs	Average	Catches/Stumpings
OS Gilchrist	134	648	4	4	-	63	-	1	123	30.75	1/-
BM Shinnick	223	616	3	3	-	64	-	2	119	39.67	3/3
MP Du Payne	110	585	4	4	2	44*	-	-	83	41.50	-/-
GC Brown	517	560	4	3	-	50	-	1	71	23.67	-/-
J Mays	1	-	1	1	-	38	-	-	38	38.00	-/-
SG Law	135	567	1	1	-	36	-	-	36	36.00	-/-
DW Cottee	246	558	4	3	3	14*	-	-	35	-	1/-
RAJ Anderson	322	595	3	1	-	12	-	-	12	12.00	1/-
AJ Brown	296	584	4	1	-	8	-	-	8	8.00	2/-
HT Pedrola	191	614	1	1	1	3*	-	-	3	-	-/-
PD Whybird	132	606	1	1	-	3	-	-	3	3.00	-/-
GW Mitchell	237	602	4	2	1	1*	-	-	2	2.00	3/-
JB Neill	101	649	1	1	-	1	-	-	1	1.00	-/-
CJ Lanagan	192	621	4	-	-	-	-	-	-	-	1/-
DR Turner	246	612	4	-	-	-	-	-	-	-	-/-
KC Brown	63	-	1	-	-	-	-	-	-	-	3/-

Sunday Legends Grade Bowling

Player	Overs	Maidens	Runs	Wickets	Average	Best
AJ Brown	14	1	81	6	13.50	3-5
DW Cottee	15.4	1	104	4	26.00	3-47
DR Turner	15	-	90	4	22.50	2-25
CJ Lanagan	13	-	98	4	24.50	3-27
RAJ Anderson	11	-	53	3	17.67	2-29
GC Brown	3	-	10	3	3.33	3-10
SG Law	3	-	14	3	4.67	3-14
HT Pedrola	2	-	12	2	6.00	2-12
KC Brown	4	-	35	1	35	1-35



Stuart Law back in the baggy blue for Legends T20 against University.



VALLEY DISTRICT CRICKET CLUB

AFFILIATED WITH QUEENSLAND CRICKET

ESTABLISHED 1897



LEGENDS T20 CHAMPIONS 2017-2018

BACK ROW: Matthew DuPayne, Tony Brown, Paul Whybird, Darin Turner, Richard Anderson, Gavin Brown, Grant Mitchell
FRONT ROW: David Cottee, Brendan Shimmick, Owen Gilchrist, Chris Lamagan (C), ABSENT: Stuart Law, Jeff Mays, Heath Pedrolia, Brett Neill.

WOMEN'S FIRST GRADE – The Katherine Raymont Shield

One Day Competition		
Team	Points	NRR
Western Suburbs	33	2.2135
Sandgate-Redcliffe	28	0.2561
University of Queensland	24	-0.2313
Valley	19	-0.6497
Gold Coast	14	-0.7169

Twenty 20 Competition		
Team	Points	NRR
Western Suburbs	14	2.1206
Sandgate-Redcliffe	14	0.403
Valley	12	0.5211
Gold Coast	6	-0.6398
University of Queensland	4	-1.9461

Women's First Grade Captain's Report: Letysha Randall

Another season has ended and we are one year closer to winning our first Premiership since re-entering the premier women's competition.

From a captain's point of view and from having played a lot of premier grade cricket, I could not be prouder to lead this bunch of girls. They gave this season everything they had and didn't take a backward step once. Anytime any player was called upon they were ready and willing to give it their best shot and that is all I could ask for.

We didn't start as well as we would have liked in the one day competition, only winning one of the first four games before Christmas. As the season went on we gained more experience and we ended the one day comp with two wins from three starts.

Megan and I took a backseat and allowed the younger players the chance to stand up and take on some responsibility for their performances. Charli Knott and Jess Bradley did just that in the last game, recording the highest partnership in Valley women's history, against a very strong bowling attack full of Qld players. Well done girls!!

The T20 competition started much better for us, with Meagan White the stand out performer. Megan's contribution this year has again been outstanding and we are lucky to have a player of such class and experience in our ranks.

Winning our first four games before Christmas, we only needed to win one of our last three to potentially make the Grand Final. Unfortunately we had a wash out and with the return of all the Fire players, the road for us to make the final became a lot tougher and we fell just short of the big dance.

Thank you to Harsha, Megan and Zeldine for all of the effort you put into the side this season. I personally believe these girls are not far off being where we need to be at the First Grade level and that is due to your hard work and commitment.

Thank you to Pat Culpan and the Executive Committee and to Greg Bradley and the Women's Committee for making VDCC the stand out club in women's cricket.

Finally thank you to Christina Coulson. The effort you put in every week to get this team on the park does not go unnoticed and everyone is very grateful for the time and commitment you make.

I am looking forward to next season and bigger and better things!

Letysha



First Grade ladies with Harsha De Silva and Peter Easton.

WOMEN'S FIRST GRADE COMPETITION STATISTICS

Premiership:	4th in OD, 3rd in T20
Matches Played:	14: Won 7, Drawn 1, Lost 6

Women's First Grade Batting

Player	Matches	Innings	Not Outs	Best Score	100s	50s	Runs	Average	Catches/Stumpings
ML White	13	11	5	88*	-	4	381	63.50	4/2
CR Knott	12	8	1	110*	1	-	215	30.71	2/-
K Sutherland	11	9	3	97	-	2	212	35.33	4/-
AE Godfrey	11	11	1	40	-	-	150	15.00	2/-
LJ Randall	13	10	1	39	-	-	144	16.00	2/-
JA Bradley	11	8	1	65	-	1	141	20.14	5/1
CR Coulson	12	10	1	34	-	-	112	12.44	1/-
NEE Lynch	11	7	2	20*	-	-	59	11.80	4/-
LK Muller	9	7	1	15	-	-	45	7.50	2/-
CN Lewis	5	4	-	19	-	-	31	7.75	1/-
LA Sunderland	11	5	2	8*	-	-	20	6.67	2/-
EJ Charman	7	5	2	10*	-	-	19	6.33	-/-
CA Cooper	3	2	1	13*	-	-	15	15.00	1/-
EA Reppion	6	3	-	6	-	-	6	2.00	-/-
EL Wilkinson	7	3	1	2*	-	-	3	1.50	3/-
JE Cope	7	1	1	2*	-	-	2	-	-/-
TM Sunderland	3	1	-	0	-	-	-	0.00	1/-
MB Ryan	2	-	-	-	-	-	-	-	-/-
TG Paul	1	-	-	-	-	-	-	-	-/-
OG Tartak	1	-	-	-	-	-	-	-	-/-

Women's First Grade Bowling

Player	Overs	Maidens	Runs	Wickets	Average	Best	5 Wkts.
LJ Randall	68.3	10	250	17	14.71	4-16	-
CR Coulson	46.3	-	259	9	28.78	2-13	-
NEE Lynch	38.2	2	205	9	22.78	2-15	-
LK Muller	42	1	185	8	23.12	2-26	-
LA Sunderland	55	4	236	7	33.71	2-15	-
CR Knott	31	2	123	7	17.57	3-21	-
K Sutherland	39	4	177	6	29.50	3-15	-
EJ Charman	18	-	90	3	30.00	3-16	-
AE Godfrey	10	-	45	3	15.00	3-29	-
JE Cope	10.1	-	46	2	23.00	1-13	-
TM Sunderland	5	-	19	2	9.50	2-9	-
MB Ryan	4	1	23	1	23.00	1-8	-
EL Wilkinson	13	-	74	-	0.00	0-12	-
TG Paul	2	-	17	-	0.00	0-17	-



Jessica Bradley (65) and Charli Knott (110*)
after setting a new 5th wicket partnership of 157.

WOMEN'S SECOND GRADE – The Jodie Fields Shield

Team	Points	NRR
Ipswich/Logan	64	2.9770
Redlands	52	1.6522
Gold Coast	46	1.7998
Western Suburbs	40	0.5832
Sunshine Coast	38	0.2297
Sandgate-Redcliffe	38	1.0525
Valley	35	-0.2687
South Brisbane	22	-1.3898
Wynnum/Manly	12	-1.8729
University of Queensland	6	-4.2785

Women's Second Grade Captain's Report: Christie Lewis

After a solid pre-season there was a great feel of excitement and anticipation in the Second Grade camp for the 2017/2018 competition. The team had a good balance of senior players and young, promising junior cricketers, who had benefitted greatly from the previous year playing senior cricket.

A solid senior group of players included Christie Lewis, Mary Kelly, Odette Tartak, Lil Reppion, Erin Wilkinson and Emily Charman and throughout the season this core were able to lead the team through all games. The younger group of players had grown considerably from the previous season and all were keen to perform. This group featured Tilly Paul, Mia Ryan, Aster Cowan-Dillon, Annaliese Childs, Bronte Pearson, Kiara Johnson-Wood, Tierney Sutherland, Jaime Cope and Caitlin Nankivell.

The season began reasonably well in the 40 over games before Christmas with 3 wins, 2 losses and 2 unfortunate wash outs. Some highlights were Christie's 50, Lil's 41 and Tilly's 3/19 against Sunshine Coast. The four T20 games followed and despite 3 losses and 1 win from these matches, we had some outstanding individual efforts. Mary 46, Lil 69 and Ode 37 with the bat and Alice Barker 3/12 with the ball.

Due to injury and other cricket commitments, a number of our players were promoted to 1st Grade during the season. Luckily we were able to recruit some very capable young cricketers from our junior ranks. Sofi Maddox, Sierra Jeh, Grace Nankivell, Alice Barker, Abby Harris and Jaida Twigg stepped in at various times. The future of women's cricket at Valley is in great hands with this talented group of young but mature cricketers.

With 5 matches left after Christmas, the Second Grade Valley team were mid table, but with a strong finish were still a good chance of making the Semi Finals. The girls continued to train hard and work on mistakes made earlier in the season. There were some close results and again some fantastic individual efforts, including Lil's 63, Mary's 43 and Aster's 3/8 with the ball. The team fought hard to the end but we unfortunately finished the second half of the season with 2 wins and 2 losses and a washout.

At the end of the 2017/2018 season VDCC finished 7th in the Jodie Fields Shield, but only 5 points out of a Semi Final place. The team continues to show tremendous potential and has the players and ability to be competitive against any team in the competition. I was very proud of the team work and determination shown by all players throughout the season.

A big thank you to all who assisted throughout the season, including Della and Mark for scoring and Zeldine for taking over the coaching after Christmas – we have all learnt so much from you.

Looking forward to the season ahead.

Christie Lewis



Mary Kelly receives the Ladies Lower Grade Champion Player trophy from Stuart Rees

WOMEN'S SECOND GRADE COMPETITION STATISTICS

Premiership:	7th
Matches Played:	13: Won 6, Lost 7

Women's Second Grade Batting

Player	Matches	Innings	Not Outs	Best Score	100s	50s	Runs	Average	Catches/Stumpings
MT Kelly	13	13	2	46*	-	-	238	21.64	4/1
EA Reppion	5	5	1	69	-	2	214	53.50	2/-
OG Tartak	12	12	2	37*	-	-	155	15.50	4/-
CN Lewis	4	4	1	56	-	1	67	22.33	-/-
TM Sunderland	7	7	1	23	-	-	66	11.00	4/-
EJ Charman	4	4	1	23*	-	-	38	12.67	-/-
AG Childs	11	10	4	14	-	-	37	6.17	1/-
CR Coulson	1	1	-	35	-	-	35	35.00	-/-
NJ Wills	10	9	2	8	-	-	31	4.43	1/-
MB Ryan	8	6	1	13	-	-	30	6.00	1/-
KG Johnson-Wood	11	7	2	9	-	-	29	5.80	2/-
EL Wilkinson	4	3	-	18	-	-	28	9.33	1/-
AL Harris	5	5	1	10	-	-	26	6.50	-/-
JA Bradley	1	1	-	23	-	-	23	23.00	-/1
TG Paul	10	5	2	11*	-	-	19	6.33	4/-
JE Cope	5	5	-	10	-	-	19	3.80	-/-
NEE Lynch	1	1	-	18	-	-	18	18.00	1/-
AO Cowan-Dillon	12	4	-	7	-	-	10	2.50	2/-
SL Maddox	1	1	1	9*	-	-	9	-	-/-
AE Barker	4	1	-	2	-	-	2	2.00	1/-
BA Pearson	7	2	1	1*	-	-	1	1.00	-/-
CR Nankivell	7	-	-	-	-	-	-	-	5/-
JH Twigg	2	-	-	-	-	-	-	-	-/-
GC Nankivell	1	-	-	-	-	-	-	-	-/-
LA Sunderland	1	-	-	-	-	-	-	-	-/-

Women's Second Grade Bowling

Player	Overs	Maidens	Runs	Wickets	Average	Best	5 Wkts.
TG Paul	32.3	6	128	12	10.67	3-19	-
NJ Wills	33.1	6	141	10	14.10	3-61	-
AO Cowan-Dillon	28.4	2	117	10	11.70	3-8	-
AG Childs	18.3	-	116	9	12.89	2-10	-
EJ Charman	21	3	61	5	12.20	2-4	-
AE Barker	13	-	63	5	12.60	3-12	-
EL Wilkinson	11	1	35	4	8.75	2-5	-
MB Ryan	28	5	121	3	40.33	2-4	-
KG Johnson-Wood	23	1	128	3	42.67	1-7	-
JE Cope	15	3	49	3	16.33	1-3	-
TM Sunderland	15	-	65	2	32.50	1-12	-
CR Nankivell	12	1	73	2	36.50	1-9	-
AL Harris	8	1	58	2	29.00	2-4	-
NEE Lynch	8	-	31	2	15.50	2-31	-
CR Coulson	6	1	22	2	11.00	2-22	-
LA Sunderland	6	1	30	1	30.00	1-30	-
BA Pearson	5.3	-	52	1	52.00	1-1	-
JH Twigg	3	-	28	-	0.00	0-13	-
CN Lewis	1	-	4	-	0.00	0-4	-

GOLDEN OLDIES TOURS

Report: Peter Sherman

Golden Oldies is usually a biennial Festival for Over 35 year old with cricket and other sports spread around the world. Golden Oldies decided to hold a special Festival in Christchurch during April 2018 to help kick along the local tourism industry, rebuilding after the earthquakes.

That means the Valley Diehards have been to two Golden Oldies Festivals in the last 12 months: Barbados in May 2017 and Christchurch in April 2018. It went a little like this...

Part 1: Barbados 7 – 14 May 2017

With Porpoise, Grumbles, Shermo, Prosta and The Man backing up from prior tours and with DK, Molly, Slasher, Nightmare, Prickle and late addition Rock on debut, the Valley Diehards headed off to Barbados for Golden Oldies Tour #5. Getting there was part of the fun, as half went to Cuba via either Miami or Cancun and some were delayed with all sorts of airline/accommodation mishaps, arriving late or missing the opening ceremony on the first night in Barbados altogether.

Those that went to Cuba enjoyed an eye opening experience of a land lost in time, with cityscapes and automobiles out of the pre revolution 1950s and some of the best Rum and Cigars anywhere in the world. \$2 Beers and \$2.50 Cuba Librés (Rum & Cokes). What could possibly go wrong?

A few days in Havana then to Santa Clara and the Che Guevara memorial via the sugar milling township of "Australia" where Castro oversaw the troops defending the Bay of Pigs. A few days at Trinidad de Cuba on the southern coast, Cienfuegos then snorkelling in the Bay of Pigs on the way back for one more night in Havana. A cheap and safe place to visit, before it is spoiled as it opens up to tourists. Put it on your bucket list!

All except Grumbles (still in transit) marched in the Opening Ceremony Parade of Nations, finishing on Kensington Oval where Valley Diehard Stu Law and his Windies side had just finished a Test Match a few days earlier. "Deck looks like rolled mud" said Porp. And all the decks we played on looked the same but played surprisingly well. We were given the honour of reading the Players Oath as part of the Opening Ceremony.

Game 1 we played St Catherines at Bayfield, a small town on the other side of the island. A few of their older players couldn't get time off work so they had a few players in their 20's, including a few who have represented Barbados, so a strong side. Luckily many came down to the ground as the day progressed and supported both teams with some sledging, but also made for a great after-match celebration.

A strong cross ground breeze met us but Prosta was unperturbed walking out as captain and St Catherines went in to bat, scoring freely although Rock bowled one opener for 12. Shermo bowled 8 dot balls then was dispatched with the breeze for a few maximums, so 3 overs for 35 and one 6 into the next postcode. Nightmare pulled the run rate down a little by picking up 2 wickets and Prickle got 3, including one opener coming back after retiring earlier on 50. Slasher also picked up a wicket.

Their 1st drop came back though and finished with 87* including 5 x 6's. St Catherines finished 9/266. With the bat, DK and Shermo got to 35 and retired. Rock hits a quick 24 including a 6 and Grumbles finished on 20* protecting Porp from the strike and a possible Paddles (he finished 0*). 5/172 wasn't enough, but if we subtract the scores from their Under 35 yo players we finished ahead.

Plenty of laughs at the post-match function and at the end of the week we donated our KD Sport team kit to St Catherines club and the local St Edmunds school team to share. Errol Watson (a teacher who played against us) and some of his boys came to pick up the kit and had a great game of beach cricket.

Valley Diehards 5/172 (31 overs: Shermo 38*, DK 35*, Rock 24, Grumbles 20*) lost to St Catherines 2/266 (31 overs: K Franklin 87*, E Watson 52, N Brown 51*, Prickle 3/24, Nightmare 2/31, Rock 1/17 and a Run Out, Slasher 1/22).

Game 2 was against the Franklyn Stephenson Cricket Academy, with Franklyn himself and Porpoise captaining the two sides. Franklyn is an ex-Barbados, Tasmania, Gloucestershire, Nottinghamshire, Sussex and Orange Free State player who was barred from playing Tests for the Windies due to going on a rebel tour to South Africa. He is one of the few players to score over 1,000 runs and take over 100 wickets in a county season. He also played golf professionally. FSCA ground is a quaint postage stamp and after an early runout by Rock and two wickets including Franklyn himself by Ranko, their best bat Carlisle Brooms smashed 5 over the fence on his way to 60 off 39 balls (coming back in after retiring on 35). FSCA were dismissed for 226 and we made a cautious start with the bat.

Slasher, promoted by Porp to open, slashed one to 3rd man in the first over but was wisely sent back by Rock as 3rd man and gully could hold hands. Slash blames Rock for robbing him of this single, because after 9 balls he was dismissed for a duck and took possession of Paddles. Grumbles batted well for 42, Ranko 22 and DK 20. Porp retired on 35 then came back in at the end to bat with Prosta, putting on 27* for the last wicket and almost getting us across the line. Franklyn still bowls a good clip from height and bowled a top 7 overs, taking 3 for 15 and had a plumb LBW turned down by Ump Pee Rickel in the 2nd last over. A 4 off the last ball would have won the game and Porp dispatched it behind square but Franklyn's size 14 boot stopped it from reaching the boundary. A long night then ensued, with beer and rum consumed in great quantities. Every time we thought we had finished the rum another bottle would be produced from behind the bar. Great memories! Franklyn's grandson in a Valley junior shirt one of the highlights.

Valley Diehards 223 (Porp 46*, Prosta 24*, Grumbles 40, DK 20) lost to Franklyn Stevenson Cricket Academy 226 (Ranko 2 fa plus somehow we got 4 run outs!)

We stopped off at Kensington Oval for a team photo on our way to Game 3, but a wet Lears Sports Club ground from overnight rain saw us and our opponents Trinidad and Tobago wait around before the inevitable cancelling of the game. To our surprise the groundsman said they had no home game on the next day (Saturday), so if we wanted to come back he could look at getting the wicket up then. Due to the Gala function being on the Saturday night we decided to come back for a T20. Only 1 other game (out of 20 washed out Friday) was able to be rescheduled like ours, so we were lucky.

The deck was still a little sticky but we started and scored quickly with the bat, DK, Prickle, The Man and Shermo retiring, Grumbles making 23 and Porp being dismissed by former West Indies ODI player, Brenda Solazano. 3/139 off our 20 overs, so 7 RPO the target to defend. We all had a bowl, rotating in 1 over spells and despite some tight overs from Molly 0/15 off 3, Rock 1/12 off 2, Grumbles 0/9 off 2 and Prickle 5 off 1 plus wickets to Nightmare and The Man, the Trinidad and Tobago Leatherbacks got the runs with 3 balls to spare.

A quick after match and then back to prepare for the Gala Function, in a hanger complete with a British Airways Concorde to explore. Kung Fu Prosta the highlight that night.

Valley Diehards 3/139 (20 overs: The Man 27*, DK 26*, Prickle 25*, Shermo 25* and Grumbles 23) lost to Trinidad and Tobago Leatherbacks 3/141 (19.3 overs: The Man 1/10, Rock 1/12 and Nightmare 1/17).

Another great tour full of memories both on and off the field. Highlights were Grumbles most runs 85, DK top batting average 75, Molly top strike rate 150 with 3 x 6s in his 21 runs, Nightmare with most wickets 5, Slasher most economical 5.4 RPO but also most Wides 10. Team Dinner at Changers Restaurant complete with Valley Diehard Menus was a great night too!

Most the team went on a Caribbean Cruise the following week visiting many islands and keeping the bar staff and drink limits honest. A few tripped through the US and Slasher took Paddles to Canada to complete his tour.

Part 2: Christchurch 2 – 8 April 2018

With Slasher a no show, the youngest tour virgin Chris Smith inherited Paddles until the first duck on tour. He was joined by Matt “Ferris” Mc Fadden and Nathan “Jai’me” Millard as debutants, along with Porp, Prosta and Shermo on their 6th tour, Grumbles his 5th, The Man his 3rd and Knuckles, Prickle and Nightmare on their 2nd. Christchurch is still rebuilding from the earthquakes of 2010-2012 including a new test venue at Hagley Oval after Lancaster Park was written off. Much of the CBD still resembles a warzone, with many blocks cleared or still in ruins or rubble.

After the Sunday night opening ceremony we headed off to the Burnside West #1 ground for our first game against the Zimbo’s World XI. A trait of many NZ grounds is overlapping outfield, and while many of us had played on grounds with slight overlapping in the past, these were something to behold. 3 grounds overlapping a significant amount, with a Bermuda triangle where they all overlap. Luckily we were on the main ground, so an overlap of only 15m with the others. The other two were much more, slips on #2 oval being on the boundary of #3.

Molly won the toss and batting first, Milly retired on 35 then returned at the end to finish with 46 including 2 x 6’s, Grumbles retired with 35*, Shermo got 30, Prickle 19 with 3 x 6’s and Molly 17 with 2. We finished all out for 190. There was debate about whether wearing red shirts while bowling with a red ball was above board, but the Zimbo’s came straight back with Sandpaper-Gate jibes so we had nothing.

Fielding after a good lunch is always a struggle and the Zimbo’s had 3 retirees (one with 4 x 6s), Nightmare Ranko chipping in with a wicket caught by Molly and Shermo bowling his dibly doblers into a nice breeze bagged 4, including a neat leg-side stumping by Jai’me. They got the runs 5 down with a few over up their sleeves. Enjoyable post-match festivities with a good bunch.

Valley Diehards 190 (37.2 overs: Milly/Jai’me 46, Grumbles 35*, Shermo 30) lost to Zimbo’s World XI 5/191 (29.4 overs: Shermo 4/27, Nightmare 1/30).

Game 2 was against local side Sydenham Cardinals. They have a history 2 years longer than us having started in 1895 and boast Stephen Fleming as an old boy (his Mum is still working the canteen).

Grumbles lost the toss and they batted first, with Smithy getting two early breakthroughs (both clean bowled) before their no.3 compiled a solid 54*, retiring and coming back in and hitting 4 x 6’s. Prosta steamed in for 5 fruitful overs, getting an LBW that yorked the batter on the 2nd bounce and one caught down legside by Shermo, despite Prosta’s protestations that the keeper should always be back for someone of his pace!

Shermo swapped keeping pads for the ball and snuck two through the batsman’s defences and then Jai’me, Porp and Molly got wickets, to keep Sydenham to 9/174 after 40 overs. 3 keepers used to spare the knees with 3 games in 5 days!

We got off to a good start, with Jai’me dominating the strike in an opening partnership of 33 in 6 overs with Prickle and then Ferris complied a patient 20. Shermo and Nightmare then combined for a good partnership, both retiring and Ranko caressing a magnificent Dorothy over mid-off. A few wickets fell, including Smithy for a duck to earn the Paddles he was caretaker for and then Prosta for a Primary to get Paddles and Sherms back in at the end. Shermo and Molly chased down target with an over to spare. Sitting in the clubhouse duly sung (a number of times).

Valley Diehards 8/175 (39 overs: Shermo 47*, Nightmare 35*, Molly 27*, Milly 21, Ferris 20) def Sydenham CC 9/174 (40 overs: Shermo 2/10, Smithy 2/12, Prosta 2/31).

Game 3 we were lucky enough to play on the test pitch at Hagley Oval, where the NZ v England test had just been played. Local side Halswell won the toss and batted on a good deck and perfect carpet outfield. The stands were not as full as they had been a few days earlier, but there was still a few hoping to catch a one handed six and win a prize. Smithy again picked up two early scalps, then Molly one as well, before a few good partnerships and a wicket to Nightmare. Milly bowled 3 tight overs before Ferris got two wickets with his spinners, Knuckles got a stumping off Porpy, Smithy one off Shermo who got another with a good catch by Nightmare in the deep, before a run out by Knuckles off the last ball meant Halswell finished All Out 261 off their 40 overs.

A 52 run partnership between Prickle and Jai’me got us off to a quick start, Prickle cleansing one over the Deep Long On boundary for a huge Doris. Then Ferris and Shermo put on 67* before Shermo retired on 36. Handy runs from Porp and Molly were not enough to get us across the line, but 202 on a test ground felt like a good effort. No more ducks and a dropped catch meant Prosta has Paddles and the Box trophy in his keeping.

We participated in the Halswell war cry (which they borrowed from a Fiji rugby team) and taught them our song as well. After-match was at St Albans CC overlooking the ground, where a few of our group were entertained during the test. Knuckles not up to his Cape Town form in the boat races that night. Then on to the Casino as usual have to support the sponsors.

Valley Diehards 9/202 (40 overs: Shermo 36*, Prickle 30, Ferris 29, Milly 23, Molly 22, Porp 16) lost to Halswell CC 261 (40 overs: Ferris 2/25, Shermo 2/25, Smithy 2/30, Porp 1/14, Nightmare 1/25, Molly 1/33).

Another great trip, with the fines kitty as usual contributing heavily to after match drinks. Fines for uniform violations, dropped catches, sunnies covering badges on hats/caps, facing maidens, running 3’s, wides and no balls meant over \$200 on the bar over the tour.

Thanks to all for taking part, playing and celebrating in great spirit and we look forward to our next Golden Oldies tour, to Harrogate, Yorkshire in August 2020.

Shermo

GOLDEN OLDIES TOUR STATISTICS (All Tours)

Golden Oldies Batting (min. 100 runs)

Player	Matches	Innings	Not Outs	HS	Agg	Average	4s	6s	Balls	SR	35+
PD.Sherman	17	17	7	47*	438	43.80	38	9	379	116	7
ST.Janes	14	14	5	42	282	31.33	23	2	400	71	3
MB.Irwin	16	15	4	46*	157	14.27	18	3	210	75	2
JM.Stoddart	8	8	4	37*	156	39.00	15	4	276	57	3
RJ.Crawford	7	6	1	49	129	25.80	15	2	200	65	2
LA.Dawes	5	5	2	36*	115	38.33	16		180	64	2

Golden Oldies Bowling (min. 5 wickets)

Player	Overs	Maidens	Runs	Wickets	Average	Best	Econ
PD.Sherman	67.3	10	295	19	15.53	4/16	4.4
KG.Tuite	52	0	351	8	43.88	2/12	6.8
JM.Stoddart	27.2	2	147	7	21.00	3/47	5.4
SE.Rankine	18	0	145	7	20.71	2/16	8.1
MB.Irwin	31	0	195	5	39.00	1/13	6.3
ST.Janes	56	4	238	5	47.60	1/14	4.3

Golden Oldies Cap Number*	Player	Tours	Debut
GO#1	GE. (Bally) Ball	2	Queenstown
GO#2	WG. (Chappy) Chapman	2	Queenstown
GO#3	RA. (Pidgeon) Cowles	1	Queenstown
GO#4	RJ. (Crawf) Crawford	3	Queenstown
GO#5	LA. (Parrot) Dawes	2	Queenstown
GO#6	MF. (Photo) Frame	3	Queenstown
GO#7	MB. (Propoise) Irwin	6	Queenstown
GO#8	ST. (Grumbles) Janes	5	Queenstown
GO#9	LL. (Licorice) Poustie	1	Queenstown
GO#10	E. (Victa) Rea	3	Queenstown
GO#11	PD. (SherMo) Sherman	6	Queenstown
GO#12	P. (Shoe) Spence	3	Queenstown
GO#13	MG. (Thommo) Thompson	3	Queenstown
GO#14	RV. (Buckets) Towner	1	Queenstown
GO#15	KG. (Prosta) Tuite	6	Queenstown
GO#16	WM. (Mad Dog) Fiechtner	1	Harrogate
GO#17	DK. (Horse) Hickey	2	Harrogate
GO#18	SC. (Nads) Maugham	2	Harrogate
GO#19	CG. (Murph) Murphy	1	Harrogate
GO#20	JM. (Butters) Stoddart	3	Harrogate
GO#21	MG. (Horse2) Horswill	1	Adelaide
GO#22	MD. (Knuckles) Banvill	2	Cape Town
GO#23	BW. (Kerrie) Kerr	1	Cape Town
GO#24	NI. (Tangles) Harvey	1	Cape Town
GO#25	SB. (The Man) Harvey	3	Cape Town
GO#26	DM. (DK) Khan	1	Barbados
GO#27	J. (Molly) Malone	2	Barbados
GO#28	KIR. (Slasher) McKay	1	Barbados
GO#29	SE. (Nightmare) Rankine	2	Barbados
GO#30	ML. (Prickle) Shinnick	2	Barbados
GO#31	LR. (Rock) Warner	1	Barbados
GO#32	MG. (Ferris) McFadden	1	Christchurch
GO#33	NJ. (Jai'me) Millard	1	Christchurch
GO#34	CJ. (Smithy) Smith	1	Christchurch

*Alphabetical by Tour debut

TEAM AND INDIVIDUAL ALL-TIME RECORDS

IMPORTANT NOTES & GRADES HISTORY

IMPORTANT NOTES	<p>(i) Annual Reports from 1898-99 to 1921-22 are reported to have been lost in a flood. If anyone has, or knows of the whereabouts of any of these reports, it would be appreciated if you would contact the Club Secretary or any Club official.</p> <p>(ii) N/R — means 'Not Recorded' or 'Not Recorded Fully'</p> <p>(iii) The Top 20 All-Time Tables exclude:</p> <ul style="list-style-type: none"> • First Grade One-Day competitions; • Open Age competition; • Under 19 competitions; • Over 40's competitions; • Sunday Legends T20 competitis; • Women's teams; • Zone 2 Valleys/Norths/BNJCA Junior teams. <p>(iv) Premiership wins are from 1897-98 to present.</p>	
GRADE	NOTES	RECORD DATES
First – Premiership	Previously 'A' Grade One-Day Competitions are NOT included.	1897-98 – 1910-11 1922-23 – present
First – One Day Competitions	No records for 1984-85 & 1990-91 as scorebooks unavailable. 1982-83 includes only Rounds one & two. Records for 1996-97 to 1999-00 taken from Annual Reports but as no scorebooks available, partnerships and some individual records unknown. In some cases statistics have been obtained from various Annual Reports. Eg: Centuries, competition wins.	Since 1982-83
First – T20 Competitions		Since 2005-06
Second – Premiership	Previously 'Reserve' Grade 'B' Grade was recorded as Second Grade from 1922-23 to 1933-34 as it was the Club's second highest Grade prior to the introduction of 'Reserve' Grade in 1934-35.	1897-98 – 1910-11 1922-23 – present
Second – One Day Competition		Since 2010-11
Second – T20 Competition		Since 2010-11
Third	Previously 'B' Grade 'C' Grade was recorded as Third Grade from 1922-23 to 1933-34 as it was the Club's third highest Grade prior to the introduction of 'Reserve' Grade in 1934-35.	Since 1922-23
Fourth	Previously 'C' Grade Prior to the introduction of 'Reserve' Grade in 1934-35, 'C' Grade was recorded as 'Third' or 'B' Grade, as it was the Club's third highest Grade (until 1934-35).	Since 1934-35
Fifth		Since 1979-80
Sixth		Since 1992-93 Discontinued 1997-98 Resumed 2007-08
Under 18	Previously 'Intermediate'. Also known as Under 17 from 1986 to 1988.	Since 1948-49 Discontinued 1991-92 Resumed 1997-98 Discontinued 2007-08
Under 19	There was no Under 19 competition from 1974-75 to 1980-81 and from 1997-98 to 2003-04. Resumed 2004-05 but discontinued 2010-11.	Since 1969-70
Open Age	Replaced the Under 19 competition with its goal to provide 1-Day cricket for lower Grade players. No records in report.	1997-98 only
Under 16/17/18 Lord's Taverners Competitions	Lord's Taverners Competition Under 16 from 1991-92 to 2006-07, 2012-13 to 2013-14 and 2016-17 to present. Under 17 in 2007-08 to 2009-10 inclusive and 2014-15 to 2015-16. Under 18 in 2010-11 & 2011-12.	Since 1991-92
Schoolboy	Under 15 Competition	Since 1957-58 Discontinued 1975-76
Sub Districts/Warehouse	All Sub Districts and Warehouse Grades have been combined under this heading. There were no Valley Sub District/Warehouse teams from 1979-80 to 1988-89 inclusive.	Since 1977-78
Over 40's	Limited Overs One Day Competition	Since 2001-02
Sunday Legends T20 Competition	Limited Overs Twenty 20 Competition	Since 2011-12
Women's	There were no Valley women's teams from 1989/90 to 1992-93 inclusive, & from 2003-04 to 2013-14.	Since 1979-80
Juniors (Zone 2)	Valley/Norths Zone.	1972-73, 1975-76 to 1985-86
BNJCA	Please refer to the Junior Teams Section of this report. Brisbane North Junior Cricket Association (BNJCA)	Since 1993-94 Since 1997-98

REPRESENTATIVES IN INTERNATIONAL & INTERSTATE MATCHES

AUSTRALIAN PLAYERS (10)

Era whilst at VDCC	Player
1911-12	JW McLaren
1928-29	OE Nothling
1929-30	A Hurwood
1930-31	A Hurwood
1946-47	D Tallon
1980-81	AR Border
1981-82	AR Border
1982-83	AR Border; KC Wessels
1983-84	AR Border; KC Wessels
1984-85	AR Border (Captain); KC Wessels; GM Ritchie
1985-86	AR Border (Captain); KC Wessels; GM Ritchie
1986-87	AR Border (Captain); GM Ritchie
1987-88	AR Border (Captain)
1988-89	AR Border (Captain)
1989-90	AR Border (Captain)
1990-91	AR Border (Captain)
1991-92	AR Border (Captain)
1992-93	AR Border (Captain); ML Hayden
1993-94	AR Border (Captain); ML Hayden
1994-95	SG Law (One-Day Team)
1995-96	SG Law
1996-97	ML Hayden; SG Law (One-Day Team)
1997-98	ML Hayden (One-Day Team)
1999-00	ML Hayden (Test & One Day Team)
2000-01	ML Hayden (Test & One Day Team)
2001-02	ML Hayden (Test & One Day Team)
2002-03	ML Hayden (Test & One Day Team)
2003-04	ML Hayden (Test & One Day Team)
2004-05	ML Hayden (Test & One Day Team)
2005-06	ML Hayden (Test & Twenty20 Team)
2006-07	ML Hayden (Test, One Day & Twenty20 Team)
2007-08	ML Hayden (Test, One Day & Twenty20 Team)
2008-09	ML Hayden (Test)
2012-13	UT Khawaja (One Day Team)
2013-14	UT Khawaja (Test, One Day and Twenty20 Team)
2015-16	UT Khawaja (Test, One Day and Twenty20 Team)
2016-17	UT Khawaja (Test, One Day and Twenty20 Team)
2017-18	UT Kwawaja (Test)

QUEENSLAND PLAYERS (67)

Player	Era (whilst at Valley)	Baggy Cap Number		
		Valley Blue	Maroon	Green
SP (Samuel) Jones	1899/00	28	31	
CF (Charles) Morgan	1899/00 – 05/06	9	48	
R (Robert) Macdonald	1899/00, 02/03 – 03/04	8	16	
CY (Charles) Adamson	1899/00	29	49	
HW (Henry) Chapman	1901/02	43	28	
AA (Albert) Atkins	1902/03 – 05/06	55	27	
RD (Richard) Pyke	1904/05	63	59	
T (Thomas) Byrne	1901/02 - 05/06	42	33	
CW (Charles) Patrick	1905/06	60	52	
MF (Michael) McCaffrey	1908/09	100	68	
JW (John) McLaren	1906/07 – 14/15	76	75	100
SJ (Sidney) Redgrave	1908/09	99	76	
SJ (Sydney) Fennelly	1909/10 - 1910/11, 1920/21	115	81	
AE (Albert) Sims	1910/11	111	89	
LPD (Leo) O'Connor	1912/13 – 13/14, 20/21 – 29/30	156	98	
SW (Sydney) Ayres	1913/14 – 14/15, 19/20 – 24/25	133	100	
RJ (Robert) Willcocks	1913/14	127	101	
LE (Lionel) Oxenham	1919/20	162	111	
WM (William) Kay	1920/21	173	112	
CBP (Clem) McFarlane	1924/25, 30/31	180	128	
CW (Charles) Sim	1925/26	175	136	
EH (Ernest) Hutcheon	1925/26	199	117	
ADA (Alexander) Mayes	1925/26 – 26/27	202	139	

Player	Era (whilst at Valley)	Valley Blue	Maroon	Green
A (Alexander) Hurwood	1925/26, 27/28, 29/30 – 31/32	176	137	135
OE (Otto) Nothling	1927/28 – 28/29	225	143	127
RM (Roy) Levy	1928/29 – 29/30, 32/33 – 35/36	226	148	
VHV (Victor) Goodwin	1929/30 – 30/31	227	150	
KLM (Kenneth) Mossop	1925/26 – 32/33	208	155	
W (William) Duncan	1930/31	240	163	
JEHP (James) Hogg	1931/32	235	168	
BRD (Brian) O'Connor	1934/35 – 35/36	231	182	
WC (Charlie) Andrews	1936/37	272	170	
BL (Berrowes) Webb	1937/38	274	202	
D (Don) Tallon	1946/47	358	179	169
FE (Francis) Nolan	1948/49 – 49/50	366	237	
JT (James) Harten	1948/49 – 49/50	311	243	
CE (Mick) Harvey	1949/50	376	245	
RP (Peter) Easton	1959/60	391	280	
GM (Greg) Egan	1963/64 – 64/65	431	296	
J (John) Brown	1965/66	458	299	
GT (Geoffrey) Gray	1968/69	456	313	
KE (Keith) Dudgeon	1969/70 – 74/75	483	309	
FM (Malcolm) Francke	1971/72 – 79/80	485	326	
PA (Peter) Ryan	1971/72	497	327	
WJ (Warwick) Neville	1971/72	498	324	
CJ (Colin) Cooke	1976/77	495	344	
GJ (Gary) Madders	1979/80	503	355	
AR (Allan) Border	1980/81 – 95/96	544	361	299
KC (Kepler) Wessels	1980/81 – 85/86	545	357	317
AB (Brett) Henschell	1981/82 – 90/91	538	367	
AN (Anthony) Brown	1983/84, 85/86	533	378	
GM (Greg) Ritchie	1984/85 – 86/87	563	362	315
PW (Peter) Anderson	1986/87 – 87/88	559	384	
PJ (Paul) Carew	1986/87 – 87/88, 89/90	568	387	
SG (Stuart) Law	1987/88 – 90/91, 92/93 – 96/97	567	392	365
JM (Jeffrey) Walker	1988/89	569	395	
PJ (Peter) Drinnen	1989/90	588	394	
GI (Geoffrey) Foley	1989/90	566	397	
ML (Matthew) Hayden	1990/91 – 2008/09	591	408	359
JH (Joe) Dawes	1997/98 – 2005/06	628	429	
LA (Lee) Carseldine	1998/99 – 2003/04, 2007/08	620	432	
NJ (Nick) Kruger	2002/03, 2007/08, 2009/10	636	446	
MC (Murray) Bragg	2007/08	655	461	
LW (Luke) Feldman	2009/10 -	679	470	
UT (Usman) Kwawaja	2012/13 -	698	484	419
JD (Jack) Wildermuth	2014/15 -	690	497	
MT (Mark) Steketee	2015/16 -	711	496	
LD (Lachlan) Pfeffer	2017/18 -	714	506	

AUSTRALIAN WOMEN PLAYERS (1)

Era whilst at VDCC	Player
1993/94	SL (Sharyn) Bow (Test)

QUEENSLAND WOMEN PLAYERS (10)

Player	Era (whilst at Valley)	Baggy Cap Number		
		Valley Blue	Maroon *	Green
SL (Sharyn) Bow	1993/94 – 95/96	084		385
KL (Kellie) Rich	1995/96 – 96/97	103		
VL (Vanessa) Pickering	1993/94 – 01/02	100		
LA (Linda) Scott	1993/94 – 94/95	104		
MM (Maryanne) Brandon	1995/96 – 96/97, 99/00 – 01/02	086		
K (Kym) Fazackerly	1996/97	133		
TE (Tricia) Brown	1998/99 – 2002/03	148		
CG (Cindy) Kross	1998/99 – 2002/03	150		
R (Reanna) Browne	2002/03	163		
K (Kara) Sutherland	2017/18	219		

* Queensland Women's Cap numbers unavailable at this time.

VDCC PREMIERSHIPS & CHAMPIONSHIPS (106)

FIRST GRADE	11	1901-02 1914-15 1918-19 1919-20 1928-29 1930-31 1974-75 1984-85 1994-95 1996-97 2013-14
FIRST GRADE ONE DAY Limited Overs	8	1972-73 1973-74 1983-84 1986-87 1992-93 1995-96 1996-97 2000-01
FIRST GRADE T20 Limited Overs	2	2012-13 2013-14
SECOND GRADE	12	1898-99 1901-02 1904-05 1919-20 1920-21 1937-38 1949-50 1956-57 1961-62 1973-74 1978-79 2003-04
SECOND GRADE ONE DAY Limited Overs	1	2016-17
THIRD GRADE	9	1953-54 1975-76 1978-79 1980-81 1981-82 2001-02 2003-04 2005-06 2007-08
FOURTH GRADE	15	1934-35 1978-79 1982-83 1990-91 1991-92 1998-99 2000-01 2001-02 2003-04 2004-05 2005-06 2006-07 2014-15 2015-16 2017-18
FIFTH GRADE	11	1979-80 1988-89 1990-91 1991-92 1993-94 1995-96 2003-04 2009-10 2014-15 2016-17 2017-18
SIXTH GRADE	6	1992-93 2012-13 2013-14 2014-15 2015-16 2017-18
SUB DISTRICTS	8	1997-98 (C1) 2001-02 (B2) 2003-04 (B1) 2012-13 (C1) 2012-13 (C3) 2013-14 (C2) 2016-17 (B3) 2017-18 (C1)
UNDER 18 GRADE	5	1955-56 1973-74 1981-82 1991-92 1999-00
UNDER 19 GRADE Limited Overs	5	1971-72 1981-82 1985-86 1988-89 1991-92
SUNDAY LEGENDS T20 Limited Overs	3	2012-13 2014-15 2017-18
OPEN AGE GRADE Limited Overs	1	1997-98
U16/17 LORD'S TAVERNERS	2	1995-96 2000-01
"SCHOOLBOY" GRADE	2	1958-59 1961-62
WOMEN'S 1ST GRADE	3	1994-95 1995-96 1996-97
WOMEN'S 2ND GRADE	2	1983-84 1985-86

VDCC CLUB CHAMPIONSHIPS (11)

Year	First Grade Captain	Club Coaches
1974-75	Keith Dudgeon	Geoff Trivett
1978-79	Keith Dudgeon	Keith Dudgeon
1982-83	Gary Madders / Kepler Wessels	Gill Chapman, Tom Viewers
1988-89	Brett Henschell	Grant Law
1990-91	Brett Henschell	Jim Taylor
1991-92	Geoff Foley	Jim Taylor
1992-93	Michael Ephraims	Michael Ephraims (1sts Squad), Jim Taylor (Club)
1996-97	Michael Ephraims	Peter Drinnen (1sts Squad), Clinton Kempnich (Club)
2000-01	Lee Carseldine	Michael Ephraims (1sts Squad), Clinton Kempnich (Club)
2001-02	Lee Carseldine	Michael Ephraims (1sts Squad), Clinton Kempnich (Club)
2002-03	Joe Dawes	Michael Ephraims (1sts Squad), Clinton Kempnich (Club)

PREMIERSHIP TEAM PLAYER LISTS

2-day Premiership Match Competitions	Final Teams and players who played 5 games or more.
Limited Overs Championship Competitions	Final Teams and players who played multiple games.

FIRST GRADE PREMIERSHIPS

1901-02	CF (Charlie) Morgan (C), WA (William) Blackstock, T (Thomas) Byrne, HW (Henry) Chapman, JT (John) Corrigan, AE (Alfred) Down, PEJ (Patrick) Fagan, RC (Robert) Hancock, WF (William) Kenny, R (Robbie) Macdonald, V (Valentine) Macdonald, PJ (Patrick) Maher, PC (Percy) Sapsford, JP (John) Smith.
1914-15	JW (John) McLaren (C), SW (Syd) Ayres, L (Leslie) Blundell, AN (Albert) Bolton, D (Douglas) Davenport, OA (Oscar) Davenport, G (George) Down Jnr, VRH (Victor) Down, SC (Samuel) Eggleston, WA (William) Fraser, RS (Ronald) Irvine, F (Frederick) Noyes, R Parker, RW (Robert) Rice, FA (Frederick) Short, H Walker.
1918-19	JW (John) McLaren (C), SW (Syd) Ayres, BB (Bruce) Barrack, HT (Herbert) Beasley, L (Leslie) Blundell, AN (Albert) Bolton, VR (Vivian) Gray, RS (Ronald) Irvine, EG (Ernest) Langford, GE (George) Lax, CL (Len) Mossop, LPD (Leo) O'Connor, LE (Lionel) Oxenham, R (Robert) Wiltshire.
1919-20	JW (John) McLaren (C), SW (Syd) Ayres, AN (Albert) Bolton, H (Henry) Fewin, ? Fitzgerald, LPD (Leo) O'Connor, LE (Lionel) Oxenham, R Parker, FA (Frederick) Short, DF (Duncan) Thompson.
1928-29	LPD (Leo) O'Connor (C), BB (Bruce) Barrack, JS (James) Bogle, JT (James) Broadfoot, AP (Alan) Chittleborough, VHV (Victor) Goodwin, DC (Douglas) Green, A (Alex) Hurwood, RM (Roy) Levy, CBP (Clement) McFarlane, OE (Otto) Nothling, AL (Albert) Peck, FA (Frederick) Short, GM (George) Ward. Scorer: JG (John) Bell. (KLM Mossop played for QCA Colts this
1930-31	LPD (Leo) O'Connor (C), HW (Harrie) Alderton, BB (Bruce) Barrack, JT (James) Broadfoot, WS (Stanley) Coltman, W (William) Duncan, VHV (Victor) Goodwin, JEHP (James) Hogg, A (Alex) Hurwood, RM (Roy) Levy, CBP (Clement) McFarlane, AB (Alan) Mossop, BRD (Brian) O'Connor, C (Clarence) Robinson. (KLM Mossop played for QCA Colts this season)
1974-75	Keith Dudgeon (C), Lindsay Bell, John Bourke, Col Cooke, Peter Easton, Geoff Gray, Terry Khan, John Maley, Peter Muspratt, Peter Nicholson, Geoff Trivett, Ross Wallace, Keith Ziebell. (State player Malcolm Francke played 5 games but was unavailable for the Final) Coach: Geoff Trivett, Scorer: Bert McKinley.
1984-85	Terry Khan (C), Peter Anderson, Tony N. Brown, Hilton Chilcott, Geoff Foley, Errol Harris, Brett Henschell, Stuart Law, Paul Lewis, Peter McPhee, Garry Moore, John Nothdurft, Barry Quinn, Greg Ritchie, John Welsh. (Rep. players Allan Border and Kepler Wessels played 1 and 2 games respectively and were unavailable for the Final) Coach: Terry Khan, Scorer: Denis Connell.
1994-95	Brett Henschell (C), Richard Anderson, Allan Border, Lee Carseldine, Michael Ephraims, Michael Jeh, Kane Kersnovske, Chris Lanagan, Heath Pedrola, Dean Reeves, Brendan Shinnick, Jamie Timmins, Paul Whybird. (Rep. players Matthew Hayden and Stuart Law played 5 and 6 games respectively but were unavailable for the Final) Coach: Geoff Trivett, Manager: Ian Reeves, Scorer: Susan Hunt.
1996-97	Michael Ephraims (C), Andrew Bailey, Lee Carseldine, Joe Dawes, Ian Hansen, Brett Henschell, Trevor Irvine, Kane Kersnovske, Chris Lanagan, Heath Pedrola, Brendan Shinnick, Darin Turner. (Rep. players Matthew Hayden and Stuart Law played 4 matches but were unavailable for the Final) Coach: Peter Drinnen, Manager: Jim Shinnick, Scorer: Susan Hunt.
2013-14	Andrew Gode (C), Josh Dascombe, Luke Feldman, Shane Kabel, Usman Khawaja, Adam Lockhart-Krause, Matthew Petrie, Lachlan Pfeffer, Ben Schuhmacher, James Spargo, Jack Wildermuth. Also played multiple games: Jacques Badenhorst, Kyle Scrimgeour, Sam Tomlinson Coach: Ben Schuhmacher, Manager: Jim Shinnick, Scorer: Pat Culpán.

FIRST GRADE ONE DAY LIMITED OVERS CHAMPIONSHIPS

1972-73	Channel 0 Cup Final Team: Keith Dudgeon (C), Richie Benaud, Col Cooke, Alan Davidson, Peter Easton, Malcolm Francke, Geoff Gray, Noel King, Gary Madders, Warwick Neville, Geoff Waters.
1973-74	Channel 0 Cup Final Team: Peter Muspratt (C), Richie Benaud, Col Cooke, Alan Davidson, Keith Dudgeon, Malcolm Francke, Geoff Gray, Terry Khan, Gary Madders, Geoff Trivett, Geoff Waters.
1983-84	Team Not Available.
1986-87	Gabba Sporting Products Final Team: Terry Khan (C), Gavin Brown, Paul Carew, David Cottee, Michael Ephraims, Geoff Foley, Peter McPhee, Garry Moore, Barry Quinn, Ross Perrett (12 th man), Jeff Walker, Bruce Ward. Also played multiple games: Peter Anderson, Brett Henschell. Scorer: Denis Connell.
1992-93	Team Not Available.
1995-96	Metway Cup Final Team: Brett Henschell (C), Allan Border, Lee Carseldine, Michael Ephraims, Mark Glenn, Ian Hansen, Matthew Hayden, Kane Kersnovske, Chris Lanagan, Stuart Law, Brendan Shinnick. Also played multiple games: Richard Anderson (4), Heath Pedrola (6), Paul Whybird (4). One Day Competitions: Metway Cup - 6 games, Coca Cola Cup - 2 games. Coach: Geoff Trivett, Manager: Ian Reeves, Scorer: Susan Hunt.
1996-97	Coca Cola Cup Final Team: Michael Ephraims (C), Andrew Bailey, Lee Carseldine, Joe Dawes, Ian Hansen, Trevor Irvine, Kane Kersnovske, Chris Lanagan, Heath Pedrola, Brendan Shinnick, Darin Turner. Also played multiple games: Richard Anderson (2), Matthew Hayden (5), Brett Henschell (3), Paul Whybird (4). One Day Competitions: Metway Cup - 5 games, Coca Cola Cup - 4 games. Coach: Peter Drinnen, Manager: Jim Shinnick, Scorer: Susan Hunt.
2000-01	K & R Plumbing One Day Competition Final Team: Lee Carseldine (C), Mitchell Chapman, Richard Clinton, Joe Dawes, John Dellit, Matthew Hayden, Trevor Irvine, Michael Jeh, Chris Lanagan, Brendan Shinnick, Darin Turner, Troy Webster. Also played multiple games: Gavin Brown (3), Lee Dalton (6), Nick Kruger (5), Dean Reeves (3). There were a total of 8 games played. Coach: Michael Ephraims, Manager: Jim Shinnick, Scorer: Pat Culpán.

FIRST GRADE TWENTY 20 LIMITED OVERS CHAMPIONSHIPS

2012-13	Tom Viewers Cup T20 Final Team: Andrew Gode (C), Lee Carseldine, Leigh Drennan, Luke Feldman, Jack Leach, Usman Khawaja, Adam Lockhart-Krause, Brent Morgan, Matthew Petrie, James Spargo, Jack Wildermuth. Also played multiple games: Shane Kabel (5), Paul West (3) Coach: Heath Pedrola, Manager: Jim Shinnick, Scorer: Pat Culpan.
2012-14	Tom Viewers Cup T20 Final Team: Andrew Gode (C), Lee Carseldine, Josh Dascombe, Luke Feldman, Shane Kabel, Adam Lockhart-Krause, Matthew Petrie, Lachlan Pfeiffer, James Spargo, Michael Spargo, Jack Wildermuth. Coach: Ben Schuhmacher, Manager: Jim Shinnick, Scorer: Pat Culpan.

SECOND GRADE PREMIERSHIPS

1898-99	A Brown, WH (William) Carvosso, LJ (Lachlan) Caskie, WG (Walter) Down, W (William) Exton, JA (Joseph) Flatman, DMT (Derwent) Forster, AH Hatton, H (Hugh) Jones, W (William) McAllister, JP (John) McMurray, IT (Isaac) Newell, A (Alexander) Smith.
1901-02	HG (Harry) Beardmore, L Clarke, WG (Walter) Down, WJ (William) Down, G (George) Elms, PEJ (Patrick) Fagen, RC (Robert) Hancock, WB (Wellesley) Hill, S Johns, H (Hugh) Jones, M Martin, J (John) Newell, AJ (Albert) Whyte.
1904-05	D Andrews, JT (John) Corrigan, JP (John) Crowe, W (William) Exton, A (Arthur) Hendy, WB (Wellesley) Hill, EG (Eric) Manson, CL (Len) Mossop, TG (Gordon) Ross, A (Alexander) Smith, ETL (Edward) Stanton.
1919-20	Team Not Available.
1920-21	Team Not Available.
1937-38	Bert Yeates (C), Ted Clegg, Jim Ferguson, Vince Hodge, J Hodgson, Ern Oliver, Harry Mossop, Laurie Mossop, Dave Picking, James Podgornoff, Jack Smith, W Walker.
1949-50	Col Hoy (C), Frank Carmody, Pat Collins, Col Cuthbertson, Crawford Duncan, Bert Haskings, Les Laracy, Bill Nolan, John Pike, Roy Richards, Bert Salisbury, Doug Thorne, Theo Sherwood.
1956-57	Norm McMahon (C), Ian Campbell, Jim Collings, Des Connor, Percy Cramb, Alan Foote, Don Graham, Alan Haupt, Tom Nash, Peter Nilon, Bill Nolan, Frank Vidler, Dave Waddell.
1961-62	John Troy (C), John Beard, Jim Collings, Ross Ferguson, Bill Greinke, Alan Haupt, Noel King, Kev Logan, John Taylor, Jim Punchard, Frank Vidler, Dave Waddell.
1973-74	Gill Chapman (C), Trevor Baines, Lindsay Bell, Peter Easton, John Gamble, Bob Hunter, Noel King, Ray Kohn, Chris Lane, Kev Logan, David McKellar, Garry Moore, John Petrie, Terry Simms.
1978-79	Lindsay Bell (C), Merv Brauer, Tony N. Brown, Peter Dempsey, Greg Egan, Geoff Harvey, Bruce Jennings, Gerard Keating, Brendan Marrinan, Noel McAuliffe, Garry Moore, Damien O'Rourke, Chris Pailthorpe, Greg Power, Jim Vanderham, Maurice Wise.
2003-04	Richard Anderson (C), Gavin Brown, Tony J. Brown, Tony Dudgeon, Ben Evans, Andrew Forbes, Kiel Harvey, Michael Jeh, Michael Kling, Scott Martin, Tom Mitchell, Chris Raimondi. Scorer: Noel Bolton

SECOND GRADE ONE DAY LIMITED OVERS CHAMPIONSHIPS

2016-17	Adam Lockhart-Krause (C), Camron Farrell, Owen Lynch, Jonathan Knight, Dylan McLachlan, Brock McLachlan, Slater Asnicar, Tom Cramb, Teague Moloney, Jacques Badenhorst, Craig McElligott, Laurence Bristow.
----------------	---

THIRD GRADE PREMIERSHIPS

1953-54	Roy Richards (C), Jim Barram, Des Connor, Ray Cooper, Percy Cramb, Ron Dean, Don Grimwade, Keith Jones, Len Jones, Don Lakeland, Ian Noon, Neil Scott, Don Sharpe, CH Whittred.
1975-76	Col Leggat (C), Graham Baldwin, Chris Barnard, Ivan Board, Paul Bolton, Peter Halpin, Jim Harten (Junior), Don Langdon, Bill Markwell, John Meldrum, Kaval Sajdeh, Dal Skirving, Geoff Waters.
1978-79	Gill Chapman (C), Trevor Baines, Peter Carpenter, Peter Dempsey, Don Langdon, Steve Lawler, Geoff Manthorpe, Tony Marrinan, Chris Pailthorpe, Frank Poulton, Barry Quinn, Dal Skirving, Jim Vanderham, Geoff Waters.
1980-81	Gill Chapman & Doug Johnson (shared Captaincy), Mark Behrendorf, Peter Chatman, Bruce Clark, Greg Egan, Bob Gamble, Tony Gill, Steve Janes, Richard Johnston, Steve Lawler, Peter McPhee, Greg Power, Bill Souter, Daryl Toye, Mike Weir.
1981-82	Gill Chapman (C), Ross Adams, Jeremy Claessen, Ken Edwards, Bruce Jennings, Richard Johnston, Steve Lawler, Scott Meredith, Damian O'Rourke, Steve Perkins, Greg Power, Daryl Toye, Mike Weir.
2001-02	David Khan (C), Tim Bant, Wes Bramley, Tony J. Brown, Ben Evans, Chris Hutton, Nigel Hutton, Andrew Imrie, David Marriott, Tom Mitchell, Luke Nikolovski, Trent Scott, Justin Street, Paul Towner. Scorer: Ross Towner.
2003-04	David Khan (C), Tim Bant, Chris Fitzgerald, Malcolm Francke, Andrew Greig, Chris Hutton, Nigel Hutton, Andrew Imrie, Daryl Keast, Scott Martin, Grant Mitchell, Cameron Proudlove, Justin Street, Scott Wood.
2005-06	Gavin Brown (C), Richard Anderson, Joe Dawes, Jacob Hughes, Chris Hutton, Michael Jeh, Shane Kabel, David Khan, Adam Lockhart-Krause, Cameron Proudlove, Ross Shaw.
2007-08	Gavin Brown (C), Richard Anderson, Jacques Badenhorst, Michael Christensen, Stephen Grummitt, Chris Hutton, Michael Jeh, Mark Jones, Darryl Keast, Grant Mitchell, Brent Morgan, Brendan Prossliner, Elliot Ryan, Sean Weeraratna.

FOURTH GRADE PREMIERSHIPS

1934-35	FA (Frederick) Short (C), T Adams, WR (Walter) Barry, JL (Jack) Bretherton, EW (Eric) Baxter, D Foster, GA (George) Gooma, MH (Harry) Mossop, RA (Roy) Potter, CC (Clarrie) Robinson, B (Bruce) Thomas, A (Alan) Weller.
1978-79	Ivan Board (C), George Blazak, Merv Brauer, Adrian Coolwell, Roland Cowles, Peter Fryer, Peter Halpin, Ken Hegerty, Steve Janes, Clinton Kempnich, Peter Massie, M Robb, Dal Skirving, Daryl Toye, Mark Warmington, Ron Wright.
1982-83	Daryl Toye (C, No. 1 team), Gavin Brown, Rob Crawford, Darryl Cross, Bob Greenaway, Peter Halpin, Randy Kay, Andrew Knox, Paul Lewis, Steve Machin, Kel Rogers, Dal Skirving, Tony Simcox, Jon Stoddart, Ashley Tacey, Grant Tanner.
1990-91	Clinton Kempnich (C), Paul Amos, Gill Chapman, Les Dawes, Tony Dudgeon, Lindsay Hutley, Steve Lawler, Mark Mills, Col Murphy, Ross Perrett, Peter Sherman, Jon Stoddart, Shane Toon, Ken Williams.
1991-92	Clinton Kempnich (C), Lee Carseldine, Gill Chapman, Roland Cowles, Les Dawes, Matthew Hill, Lindsay Hutley, Paul Lewis, Gary Martin, Ross Perrett, Rohan Rainbow, Adrian Raven, Jon Stoddart, Shane Toon.
1998-99	Jon Stoddart (C, No. 1 team), Geoff Acton (V/C), Rob Boiston, Phil Crouch, Sean Hunter, Theon Kimball, Matthew Law, Grant Mitchell, Aaron Moore, Luke Nikolovski, Martin Silec, Shane Toon, Jason Watts, Craig Weatherley. Scorer: Noel Bolton.
2000-01	Jon Stoddart (C, No. 1 team), Geoff Acton (V/C), Rob Boiston, Brent Crooks, Phil Crouch, Bruce Dewar, Doug Fitzgerald, Sean Hunter, Jay Jeha, Matthew Law, Bernie Sheehan, Matthew Tucker, Craig Weatherley. Scorer: Noel Bolton.
2001-02	Clinton Kempnich (C, No. 1 team), Stewart Barlow, Niven Bawden, Brendon Boyd, Michael Dudgeon (V/C), Doug Fitzgerald, Matthew Francis, Michael Johnson, Nathan Lloyd, David Marriott, Scott Martin, Clint Matthews, Dean Reeves, Trent Scott, Michael Shinnick, Alex Short.
2003-04	Clinton Kempnich (C, No. 1 team), Corey Baker, Brendon Boyd, Michael Dudgeon (V/C), Malcolm Francke, Luke Holmes, Jacob Hughes, Troy Green, Daryl Keast, Clint Matthews, Luke Nikolovski, Dean Reeves, Michael Shinnick, Scott Wood.
2004-05	Michael Dudgeon (C, No. 1 team), Brendon Boyd, Malcolm Francke, Justin Garrett, Stephen Grummitt, Bennett Hodges, Clinton Kempnich, Rod Lennon, Brett Neill, Luke Nikolovski, Dean Reeves, Michael Shinnick.
2005-06	Matthew Tucker (C, No. 1 team), Nick Condon, Mitchell Elmes, Brendan Foote, Adam Gray, Jay Jeha, Tony Johnson, Theon Kimball, Peter King, Matthew Law, Charlie Moncada, Justin Street.
2006-07	Michael Dudgeon (C, No.2 team), Martin Blackman, Brendon Boyd, Daniel Burgess, Jason Burke, Bob Donker, Justin Garrett, Mark Jones, Clinton Kempnich, Nathan Millard, Dean Reeves, Phil Saxby, Michael Shinnick.
2014-15	Mark Jones (C), Corey Baker, Laurie Bristow, Bob Donker, Nicholas Ephraims, Trent Jones, Alex Lynch, Brock McLachlan, Nick Ryall, Alex Thompson, Lachlan Tindall, Matthew Walter.
2015-16	Bob Donker (C), Martin Blackman, Sam Cousar, Nicholas Ephraims, William Kruip, Trent Jones, Lachlan McRae, Liam Petersen, Nick Ryall, Matthew Shallcross, Alex Thompson, Xavier Thornton, Lachlan Tindall, Michael Toolis.
2017-18	Bob Donker (C), Reece Andrews, Kaidyn Brown, Harry Collier, Patrick Cotter, Keaghan Cronin, Rory Johnston, Daniel Larke, Kuyen Lewis, Nick McGill, Timothy O'Rourke, Mitchell Pickford, Xavier Thornton, Mitchell Van Homrigh, Harry Wilmington.

FIFTH GRADE PREMIERSHIPS

1979-80	5 th (2) Team: Geoff Fitzpatrick (C), Chris Battersby, Doug Campbell, Dave Carter, Roland Cowles, Ross Eagles, Mark Irwin, Richard Johnston, Peter Langley, George Leigh, Steve Machin, Tony Marrinan, Kel Rogers, Tony Simcox, Mark Stegman, Kevin Tuite.
1988-89	Kevin Tuite (C), Dan Bolton, Bruce Carroll, Wayne Hamburger, Andrew Hamilton, Terry Hicks, Tony Hughes, Andrew James, Randy Kay, Peter Kent, Robert Mills, Jason Shears, Shane Toon, Rod Venn, Paul Whybird.
1990-91	Kel Rogers (C), Bruce Carroll, Rob Crawford, Wayne Hamburger, Brett Irwin, Mark Irwin, Andrew James, Peter Kent, Col Murphy, Andrew Puller, Peter Sherman, Adrian Raven, Shane Toon.
1991-92	Mark Irwin (C), Scott Adlington, Bruce Carroll, Martin Chulov, Rob Crawford, Wayne Hamburger, Brett Irwin, Peter Kent, Paul Owen, Rohan Rainbow, Adrian Raven, Russell Reinikka, Kel Rogers, Shane Toon, Lindsay Trigar, Jason Voll, Ken Williams.
1993-94	Brett Irwin (C), Brendon Boyd, Bruce Carroll, Adrian Coolwell, Michael Dudgeon, Brook Fairbairn, Damian Hickey, Gary Martin, John McBrien, Tony Micallef, Aaron Raadschelders, Steven Rankine, Michael Shinnick, Jason Voll.
1995-96	Damian Hickey (C), Phil Crouch, Les Dawes, Bruce Dewar, Michael Francis, Sean Hunter, Brett Irwin, Tony Micallef, Peter Nicholson, Joe Petrie, Steven Rankine, Michael Richardson, Kel Rogers, Murray Smith, Shane Toon, Jason Voll.
2003-04	Matthew McFadden (C), Leigh Birrell, Jason Burke, Brad Griggs, Leigh Hillier, Paul Kennedy, Michael Macionis, Derek Meggitt, Nathan Millard, Brett Price, Jared Robinson, Shane Toon, Jason Voll.
2009-10	James O'Connor (C), Martin Blackman, Michael Blinkhoff, Sam Byrne, Tom Cramb, Patrick Hanrahan, Steve Hayes, Grant Jennings, Shane Kelly, Matthew McFadden, Tim O'Rourke, Cameron Skinner, Alex Thompson.
2014-15	Jim Whyte (C), Harrison Beath, Jake Coolwell, Sam Cousar, Emmanuel Etheridge, Jacob Horswill, William Kruip, Kuyen Lewis, Matthew McFadden, Craig Pereira, Ashwin Raj, Chris Robinson, Kasper Rubin, Cameron Skinner, Danny Tarabay, Oliver West, Donal Whyte.
2016-17	Cameron Skinner (C), Brodie Saw, Daniel Larke, Nathan Francis, Ajay Samvedi, Daniel Cook, Patrick Cotter, Kaidyn Brown, Harry Collier, Harry Wilmington, James Wallington, Fergus Rees, William Garske, Hayden Whyte, Adam Ball, James Whyte.
2017-18	Cameron Skinner (C), Lachlan Adams, Martin Blackman, Daniel Cook, Stephen Gill, Anthony Horgan, Matthew Kennedy, Kuyen Lewis, Christian Murphy, Tom Pappalardo, Fergus Rees, Brodie Saw, Christopher Sharpe, James Wallington, Harry Wilmington.

SIXTH GRADE PREMIERSHIPS

1992-93	Mark Irwin (C), Brendan Boyd, Bruce Carroll, Michael Holmberg, Steve Janes, Clinton Kempnich, Peter Kent, Tony Micallef, Greg Minns, Matthew Ogilvie, Paul Owen, Adrian Raven, Jason Voll.
2012-13	6 th (1) Team: John Thompson (C), Brendan Badendorst, Michael Blinkhoff, Sam Byrne, Mitchell Elmes, Matthew Friend, Lachlan Mitchell, Haydon Thompson, James Tippelt, Ian Valley, Sam Wildermuth, Brett Wilson.
2013-14	6 th (1) Team: Clinton Kempnich (C), Adam Ball, Jackson Beath, Martin Blackman, Laurie Bristow, Sam Cousar, Jai Lembryk, Matthew McFadden, Don Mander, Jake Menot, Blyton Pendergast, Michael Shinnick, Lachlan Tindall, Brett Wilson.
2014-15	6 th (2) Team: Jon Malone (C), James Alexander, Jarvis Black, Jady Bowe, Gavin Brown, Kaidyn Brown, Ryan Brown, Patrick Chorley, Jake Coolwell, Mitchell Farley, Lachlan Kirk, David Mackie, James O'Connor, Chris Robinson, BP Shannon, Matthew Taylor, Harry Wilmington, Brett Wilson.
2015-16	6 th (2) Team: Jon Malone (C), Adam Ball, Jady Bowe, Gavin Brown, Kaidyn Brown, Ryan Brown, Ben Fitzgerald, Lachlan Kirk, Samuel Kirk, Matt McFadden, Blake Micallef, James O'Connor, Tom Pappalardo, Chris Robinson, Ben Shannon, Matthew Taylor, Simon Tolhurst, Callum Zipf.
2017-18	6 th (1) Team: Clinton Kempnich (C), Brendan Badendorst, Martin Blackman, Harrison Beath, Rory Campbell, James Durkin, James Hicks, Sam Hicks, Matthew Kennedy, Matthew McFadden, Conor Rees, Stuart Rees, Michael Shinnick, Stuart Wilkinson.

SUB DISTRICTS / WAREHOUSE GRADES PREMIERSHIPS

1997-98	C1 Sub Districts Grade: Mark Irwin (C), Kevin Tuite (V/C), Graeme Currie, Shayne French, Wayne Hamburger, Matt Hobson, Peter Kent, Peter Lynch, Ken McKay, Ewan Macpherson, Mark Ryan, Paul Stout, Tony Moore (Scorer).
2001-02	B2 Sub Districts Grade: Mark Irwin (C), Graeme Currie, Bruce Dewar, Steve Farley, Wayne Hamburger, Mark Harvey, Bob Jones, Peter Kent, Peter Lynch, Ken McKay, Dale Moorhouse, Murray Smith, Kevin Tuite.
2003-04	B1 Sub Districts Grade: Mark Irwin (C), Rob Bailey, Graeme Currie, Bruce Dewar, Steve Farley, Wayne Hamburger, Mike Holmberg, Peter Kent, Peter Lynch, Dave Mackie, Ken McKay, Dale Moorhouse, Kevin Tuite.
2012-13	C1 Sub Districts Grade: David Phillips (C), Craig Baldwin, Harrison Beath, Jady Bowe, James Boyd, Scott Farraway, Tom Gibson, Mark Horswill, Ross Maslin, Jon Malone, Aaron Randall, Peter Randall, Chris Sheehan, Peter Sherman.
2012-13	C3 Sub Districts Grade: Mark Irwin (C), Jamie Alexander, Les Dawes, Bruce Dewar, James Hine, Ross Irwin, Bob Jones, Peter Lynch, Dave Mackie, Jack O'Brien, Kevin Tuite, Kyle Tuite, Harry Watson.
2013-14	C3 Sub Districts Grade: Mark Irwin (C), Jamie Alexander, Craig Baldwin, James Hine, Anthony Horgan, Stephen Hurn, Ross Irwin, Peter Lynch, David Mackie, Zeke Pendergast, Kyle Tuite.
2016-17	B3 Sub Districts Grade: Mark Irwin (C), Greg Carlson, David Mackie, Anthony Horgan, Kyle Tuite, Leslie Dawes, Patrick Horgan, Peter Lynch, Zeke Pendergast, Andrew Lanning, Thomas Copley, Leigh Warner, James Alexander.
2017-18	C1 Sub Districts Grade: Greg Carlson (C), Thomas Andersen, Rob Bailey, LA Bembrick, Manav Chhabra, Bruce Crawford, James Durkin, Joshua Gittins, Callum Hayes, Thomas Jolly, Finlay King, Ethan Lehmann, Parth Mehta, Allan Meincke, Krishna Nair, Sean Scott-Burrows, Peter Sherman, Jack Warren

UNDER 18 GRADE PREMIERSHIPS

1955-56	Nev Barber (C), Don Barber, T. Dawson, Ron Dempster, Roy Hemsley, Peter Kerr, Dennis Loel, Geoff Mackenzie, Greg Petrie, Jim Punchard, B Thompson, Brian Warlow.
1973-74	Noel Bolton (C), Paul Bolton, Peter Chatman, Robert Forster, Jamie Herbert, David Hislop, Steve McEwan, Ross Perrett, Graham Power, Greg Power, Graham Taggart, Mike Weir, Greg Ball (12 th man). Coach: Noel Bolton.
1981-82	Steve Barnard & Alan Hooper (shared Captaincy), David Cottee, Craig Engstrom, Steve Forsyth, Jim Flynn, Mike Holmberg, Brett Irwin, Wayne Iszlaub, Michael Johnson, Cameron Leggat, Paul Lewis, Jim Moore, Mark Moschella, Jon Stoddart. Coach: Col Leggat.
1991-92	Dylan Dearing, Kane Kersnovske & Dean Reeves (shared Captaincy), Lee Carseldine, Nathan Davidson, Michael Dudgeon, Scott Edge, Brett Lewis, Wayne McDougall, Peter Nicholson, Scott Read, Matthew Robertson, Danny Russell. Coach: David Walker.
1999-00	Brent Crooks (C), Corey Baker, Nathan Burrige, Dean Butt, Chris Fitzgerald, Skie Hanifan, Kiel Harvey, David Hooper, Andrew Imrie, Michael Kling, Michael Macionis, Andrew Marriott, Adin Townsley. Coach: David Walker.

UNDER 19 GRADE CHAMPIONSHIPS

1971-72	Keith Bedford, Lindsay Bell, John Bourke, Greg Cooper, John Gamble, Peter Halpin, Gary Kruger, R. Mackie, Phil McMurdo, John Meldrum, John Petrie, Russell Squires, Bob Toovey.
1981-82	Bruce Clarke (C), Steve Barnard, Errol Harris, Mike Holmberg, Alan Hooper, Andrew Kerr, Peter McPhee, Scott Meredith, Jim Moore, Steve Perkins, Jon Stoddart, Richard Williamson.
1985-86	Geoff Foley (C), Paul Carew, Martin Denholm, Paul Graham, Rick Heilbronn, David Khan, Stuart Law, Martin Leggat, Nick Pearce, Gavin Robins, John Waldron, David Walker, Ian Williamson.
1988-89	Gavin Robins (C), Geoff Acton, Richard Anderson, Paul Davis, Simon Dent, Brent Durham, Nathan Eiby, Scott Hancock, Matthew Hayden, R. McClennan, Mark Norris, Chris Readdy.
1991-92	Dean Rauchle (C), Paul Amos, Lee Carseldine, Damien Cuddihy, Tony Dudgeon, Michael Dudgeon, Scott Edge, Kane Kersnovske, Brett Lewis, Wayne McDougall, Peter Nicholson, Dean Reeves, Brendan Shinnick, Ken Williams.

LEGENDS T20 CHAMPIONSHIPS

2012-13	Gavin Brown (C), Murray Bragg, Tony Brown, Adrian Coolwell, David Cottee, Owen Gilchrist, Chris Lanagan, Grant Mitchell, Mark Norris, Heath Pedrola, Darin Turner. Scorer: Pat Culpan
2014-15	Owen Gilchrist (C), Richard Anderson, Gavin Brown, Tony Brown, David Cottee, Tony Dudgeon, Chris Lanagan, Jason Maddox, Grant Mitchell, Mark Norris, Darin Turner. Scorer: Alison Brown
2017-18	Chris Lanagan (c), Gavin Brown, Owen Gilchrist, Matt Du Payne, Richard Anderson, David Cottee, Grant Mitchell, Tony Brown, Darin Turner, Brett Neill, Jeff Mays, Stuart Law, Paul Whybird Scorer: Pat Culpan

OPEN AGE GRADE – ZONE WINNER

1997-98	Michael Jeh (C) (5), Richard Anderson (2), Tony Brown (6), Bruce Dewar (2), Tony Dudgeon (4), John Dieckman (3), Andrew Forbes (2), Steven Fryer (2), David Khan (2), Matthew Law (6), Trent Scott (6), Ross Shaw (2), Tim Stokes (2), Andrew Watson (5), Craig Weatherley (2).
----------------	---

Note – This competition was run in 1997/98 only, as a replacement of the Under 19 competition with its goal to provide one day cricket for lower Grade players. Valley won 4 of the 6 matches played. The players listed above participated in 2 or more matches.

UNDER 16/17 LORD’S TAVERNERS GRADE – NORTH ZONE WINNER

1995-96	Matthew Smith (C), Andrew Barlow, Daniel Beer, Matthew Law, Anthony Mathison, Joel Popplewell, Cameron Proudlove, Martin Raadschelders, Jared Robinson, Martin Silec, Michael Vincenzi, Drew Viney. Coach: Roger Fryer.
2000-01	Robert Mackay (C), Mitchell Barnaba, Sam Cooper, Adam Dimarco, Chris Fitzgerald, Brendan Garlick, Andrew Greig, Jacob Hughes, Sean Purvis, Chris Raimondi, Michael Robinson, Ashley Street, Scott Wood, Lachlan Zangari. Coach: David Walker, Assistant Coaches: Ian Reeves & Peter Drinnen.

“SCHOOLBOY GRADE”

1958-59	Ron Barber, R Brown, Ronald Clark, Ian Dempster, Alan Green, C Green, Robert Green, Kerry Marr, Peter Morish, K Oliver, Ken Schmidt, G Ure, R Ure.
1961-62	Greg Graham (C), Neil Campbell, W Dickenson, Lloyd Graham, Alan Green, Bill Markwell, Jeff Oliphant, Don Peele, G Slater, Ross Straughan, J Whitlock.

WOMEN’S FIRST GRADE PREMIERSHIPS

1994-95	Vanessa Pickering (C), Sharyn Bow, Maryanne Brandon, Rae Dower, Liz Hutchinson, Ralee Inglis, Renee Lee, Louise O’Moore, Kellie Rich, Linda Scott, Karen Shaw, Sue Woolway.
1995-96	Vanessa Pickering (C), Sharyn Bow, Maryanne Brandon, Monica Brogan, Rae Dower, Renee House, Janine McPhee, Louise O’Moore, Kellie Rich, Linda Scott, Karen Shaw, Lisa Weller, Sue Woolway.
1996-97	Vanessa Pickering (C), Maryanne Brandon, Suzanne Cramp, Rae Dower, Kim Fazackerley, Glenda Hall, Kellie Rich, Linda Scott, Lisa Weller, Sue Woolway.

WOMEN’S SECOND GRADE PREMIERSHIPS

1983-84	Nicole Irwin (C), Trudy Campbell, Jane Ellis, Beryl Fisher, Susan Hislop, Dianne Huckstadt, Jodie Irwin, Bernadine Melbourne, Gerardine Moloney, Julie O’Brien, Jenny Perrett, Janet Pickstone, Fran Tiel.
1985-86	Diane Huckstadt (C), Mary Ann Connell, Beryl Fisher, Karen Griffin, Vicki Josephs, Trish Kavanagh, Sharon Mills, Julie O’Brien, Maree Stephenson, Fran Tiel, Angie Van Eyk.

TOP 20 ALL TIME RUN SCORERS

	Player	Matches	Innings	Not Outs	100s	Best Score	Runs	Average
1	GC Brown	396	468	25	20	164	13490	30.45
2	WG Chapman	390	450	66	10	207*	10301	26.83
3	RP Easton	373	458	47	4	195	10147	24.69
4	JT Harten	280	366	45	15	204*	9221	28.73
5	LA Dawes	320	373	50	9	146*	9171	28.39
6	ML Dudgeon	284	347	23	3	168	8537	26.35
7	AB Henschell	213	225	40	11	218	7759	41.94
8	AK Dudgeon	239	281	28	13	196	7611	30.08
9	DM Khan	309	326	38	7	142	7420	25.76
10	BJ Irwin	234	300	15	8	178	7200	25.26
11	LA Carseldine	172	189	28	17	162*	6814	42.32
12	MB Irwin	510	498	92	3	127	6685	16.47
13	AJ Brown	242	288	22	1	132	6683	25.12
14	TG Irvine	175	206	28	12	210	6564	36.88
15	JM Stoddart	263	319	40	2	127	6519	23.37
16	ML Shinnick	304	319	37	4	137	6258	22.19
17	LPD O'Connor	-	167	27	16	189	6073	43.38
18	WR Hamburger	194	230	40	7	151	5940	31.26
19	RD Haupt	232	322	40	1	151	5851	20.75
20	AA Coolwell	216	259	23	3	111*	5758	24.40

TOP 20 ALL TIME WICKET TAKERS

	Player	Matches	Overs	Mdns.	Runs	Wkts.	Average
1	CF Kempnich	406	4768	1326	11964	819	14.61
2	MB Irwin	510	4037	1004	10876	649	16.76
3	RG Perrett	283	4415	1149	11835	635	18.64
4	RAJ Anderson	250	4300	1156	11585	569	20.36
5	FM Francke	214	3765	766	11139	558	19.96
6	MPW Jeh	291	4454	1258	11494	518	22.19
7	ST Janes	177	3083	797	8482	514	16.50
8	DJ Mackie	164	2162	530	5517	508	10.86
9	GK Moore	247	3824	808	11548	506	22.82
10	WE Nolan	250	2332	289	8740	505	17.31
11	FA Vidler	225	2273	326	8177	486	16.83
12	JW McLaren	118	-	-	4274	483	8.85
13	CR Leggat	259	2691	445	9470	479	19.77
14	DW Langdon	165	2032	348	7033	450	15.63
15	J Voll	264	2399	565	6612	449	14.73
16	DK Hickey	214	2801	932	6340	444	14.28
17	LS Jones	197	1518	133	5941	418	14.21
18	SW Ayres	102	-	-	5304	404	13.13
19	KR Rogers	254	2512	521	7310	402	18.18
20	DR Turner	157	2698	668	8058	388	20.77

TOP 20 ALL TIME CATCHES

	Player	Matches	Catches
1	WG Chapman	390	346
2	ML Shinnick	304	306
3	BM Shinnick	150	257
4	RA Cowles	219	246
5	GC Brown	396	232
6	TR Mitchell	148	229
7	ML Dudgeon	284	206
8	MB Irwin	510	201
9	MT Jones	166	197
10	KR Rogers	254	195
11	LA Dawes	320	182
12	DM Khan	309	180
13	PN Crouch	111	178
14	KG Tuite	328	177
15	AA Lockhart-Krause	171	175
16	IC Valley	125	166
17	WR Hamburger	194	165
	BC Marrinan	181	165
	GJ Madders	118	165
20	CF Kempnich	406	157

TOP 20 ALL TIME STUMPINGS

	Player	Matches	Stumpings
1	ML Shinnick	304	59
2	LPD O'Connor	NR	55
3	RA Cowles	274	50
4	RF Whiting	115	44
5	GJ Madders	118	43
6	TR Mitchell	149	41
7	RC Dempster	74	38
8	PD Kent	176	36
9	MT Jones	168	33
10	WG Chapman	390	30
11	AN Bolton	50	29
12	PC Owen	58	28
13	IHW Schwenke	0	27
	W Duncan	1	27
15	G Graham	68	26
	K Marr	14	26
17	DR Waddell	125	24
	J Snape	70	24
19	PW Nilon	24	23
20	IC Valley	125	22
	RP Kay	128	22

TOP 20 ALL TIME CENTURIES

	Player	Matches	100s
1	GC Brown	396	20
2	LA Carseldine	172	17
3	LPD O'Connor	-	16
4	JT Harten	280	15
	RM Levy	-	15
6	ML Hayden	89	14
7	AK Dudgeon	239	13
8	TG Irvine	175	12
9	NJ Kruger	130	11
	AB Henschell	213	11
11	WG Chapman	390	10
	LD Pfeffer	75	10
13	LA Dawes	320	9
	KE Dudgeon	146	9
	KC Wessels	32	9
16	JB Neill	95	8
	BJ Irwin	234	8
	GD Jennings	106	8
	AJ Gode	136	8
	CM Ephraims	101	8

TOP 20 ALL TIME MATCHES

	Player	Matches
1	MB Irwin	510
2	CF Kempnich	406
3	GC Brown	396
4	WG Chapman	390
5	RP Easton	373
6	KG Tuite	328
7	LA Dawes	320
8	DM Khan	309
9	ML Shinnick	304
10	MPW Jeh	291
11	ML Dudgeon	284
12	RG Perrett	283
13	JT Harten	280
14	KIR McKay	274
15	C Hoy	267
16	J Voll	264
17	JM Stoddart	263
18	CR Leggat	259
19	PF Lynch	258
20	KR Rogers	254

MOST MATCHES IN EACH GRADE

Grade	Player	Matches
First Grade	JT (Jim) Harten	234
First Grade One Day	LA (Lee) Carseldine	73
First Grade T20	AJ (Andrew) Gode	43
Second Grade	RAJ (Richard) Anderson	142
Second Grade One Day	J (Jacques) Badenhorst	28
Second Grade T20	J (Jacques) Badenhorst	25
Third Grade	DM (David) Khan	174
Fourth Grade	JM (Jon) Stoddart	151
Fifth Grade	MG (Matt) McFadden	119
Sixth Grade	CF (Clinton) Kempnich	170
Sub Districts/Warehouse	KIR (Ken) McKay	273
Legends T20	OS (Owen) Glchrist	31
	CJ Chris Lanagan	31
Over 40 Grade	JM (Jon) Stoddart	63
Under 19 Grade	JE (John) Bourke	26
Under 18 Grade	DE (Don) Barber	43
Under 16/17 Grade	CE (Chris) Fitzgerald	23
"Schoolboy" Grade	GR (Gary) Kruger	30
Women's Teams	MM (Maryanne) Brandon	95

TABLE QUALIFICATIONS

The following minimums have been established as prerequisites for inclusion in the following tables. They take into account: the type of competition, number of games per season, and playing conditions.

Grade	Minimums
First – Premiership	1000 runs / 100 wickets
First – One Day Competitions	1000 runs / 40 wickets
Second – Premiership	1000 runs / 100 wickets
Third – Premiership	1000 runs / 100 wickets
Fourth – Premiership	1000 runs / 100 wickets
Fifth – Premiership	1000 runs / 100 wickets
Sixth – Premiership	600 runs / 50 wickets
Sub Districts / Warehouse – Premiership	1000 runs / 100 wickets
Over 40's - One Day Competition	300 runs / 15 wickets
Under 19 – Premiership	500 runs / 25 wickets
Under 18 – Premiership	750 runs / 75 wickets
Under 16/17 Lord's Taverners Competition	500 runs / 30 wickets
Schoolboys (Under 15)	500 runs / 50 wickets
Womens – Premiership	1000 runs / 75 wickets

FIRST GRADE BATTING - 1000 RUNS

	Player	Matches	Innings	Not Outs	100s	Best Score	Runs	Average
1	AB Henschell	213	225	40	11	218	7759	41.94
2	JT Harten	234	308	34	11	140	7452	27.20
3	LPD O'Connor	-	167	27	16	189	6073	43.38
4	GT Gray	171	212	29	6	128	5591	30.55
5	LA Carseldine	130	145	23	16	162*	5405	44.30
6	KE Dudgeon	146	177	30	9	128*	4933	33.56
7	RM Levy	-	117	11	15	243	4580	43.21
8	RP Easton	194	242	31	-	94	4568	21.65
9	AB Mossop	-	184	18	7	153	4391	26.45
10	RD Haupt	167	222	28	1	135	3963	20.43
11	NJ Kruger	85	103	8	9	206	3840	40.42
12	TG Irvine	114	136	18	3	170*	3686	31.24
13	ML Hayden	71	79	11	11	187	3685	54.19
14	KLM Mossop	-	213	37	1	113*	3601	20.46
15	CM Ephraims	96	110	8	6	145	3561	34.91
16	GM Egan	103	131	20	4	161*	3395	30.59
17	AJ Gode	108	126	14	8	152	3358	29.98
18	HT Pedrola	107	129	10	2	138	3040	25.55
19	LD Pfeffer	72	90	6	9	158	2914	34.69
20	BM Shinnick	105	122	10	5	202	2828	25.25
21	NJ King	95	114	10	1	105	2783	26.76
22	JM Walker	74	89	14	6	177	2745	36.60
23	JW McLaren	118	155	16	1	109*	2691	19.36
24	CF Morgan	74	104	7	3	258*	2674	27.57
25	WA Blackstock	97	137	13	1	101	2568	20.71
26	PW Muspratt	113	125	18	1	113	2554	23.87
27	ML Robins	62	86	5	1	127*	2469	30.48
28	DF Simpson	117	143	18	-	98	2454	19.63
29	GI Foley	76	89	9	5	146	2422	30.27
30	SW Ayres	102	121	6	-	81	2421	21.05
31	R Macdonald	46	57	18	6	200	2323	59.56
32	CBP McFarlane	-	112	22	-	98*	2302	25.58
33	SJ Fennelly	51	67	4	5	163	2157	34.24
34	SG Law	58	60	10	5	234*	2136	42.72
35	GJ Madders	117	115	18	-	94	2114	21.79
36	KC Wessels	32	31	7	9	192*	2100	87.50
37	AN Brown	54	58	3	4	169	2019	36.71
38	DW Cottee	83	91	21	2	134*	1890	27.00
39	TM Khan	105	99	28	1	110*	1810	25.49
40	WB Bruce	68	104	8	2	104	1803	18.78
41	AA Lockhart-Krause	82	93	13	-	93	1720	21.50
42	MC Bragg	67	79	11	1	100	1707	25.10
43	HJ Haskings	-	97	9	2	120*	1695	19.26
44	AA Atkins	51	68	4	2	144	1640	25.62
45	BN Quinn	67	72	6	3	121	1581	23.95
46	BRD O'Connor	-	112	10	1	105	1565	15.34
47	RW Eve	61	94	3	1	111	1557	17.11
48	HL Fossey	-	96	21	1	107	1526	20.35
49	KG Kersnovske	87	100	23	-	74*	1513	19.65
50	PW Anderson	47	49	5	1	112	1473	33.48
51	JF Welsh	63	71	6	1	101	1469	22.60
52	JD Wildermuth	55	55	6	2	153*	1419	28.96

	Player	Matches	Innings	Not Outs	100s	Best Score	Runs	Average
53	AK Dudgeon	66	73	7	-	86	1414	21.42
54	AR Border	31	26	3	3	150	1351	58.74
55	JG Collings	84	95	15	-	89	1300	16.25
56	FM Francke	150	120	28	-	66*	1255	13.64
57	BL Webb	-	32	9	2	150	1251	54.39
58	BR Jennings	72	83	12	-	72	1248	17.58
59	BD Evans	47	55	6	1	125*	1231	25.12
60	A Hurwood	-	94	17	1	109	1230	15.97
61	DR Turner	137	120	24	-	56*	1228	12.79
62	CW Vizer	57	75	5	-	59	1213	17.33
63	NJ Wyeth	-	84	17	1	100*	1174	17.52
64	SS Kabel	61	63	11	-	86	1172	22.54
65	JM Dascombe	59	61	16	2	127	1149	25.53
66	AJ Brown	50	60	6	1	119	1142	21.15
	CS Lane	85	91	17	-	60	1142	15.43
68	RF Whiting	62	64	10	-	93	1141	21.13
69	GK Moore	158	123	53	-	78	1132	16.17
70	JT Spargo	43	51	7	3	108*	1099	24.98
71	JH Beath	45	48	2	1	106	1083	23.54
72	WF Kenny	66	78	12	1	0	1052	15.94
73	DW Reeves	47	51	6	1	105*	1032	22.93
74	AN Bolton	50	66	1	-	0	1015	15.62
75	W Exton	65	108	8	-	77	1005	10.05
76	GJ Power	54	61	4	1	127	1002	17.58

FIRST GRADE BOWLING - 100 WICKETS

	Player	Matches	Overs	Maidens	Runs	Wickets	Average
1	JW McLaren	118	-	-	4098	469	8.74
2	SW Ayres	102	-	-	5304	404	13.13
3	FM Francke	150	2471	441	7910	388	20.39
4	AB Henschell	213	3348	898	9479	357	26.55
5	DR Turner	137	2488	628	7285	355	20.52
6	A Hurwood	-	1403	195	4625	329	14.06
7	CJ Cooke	145	2054	384	6748	328	20.57
8	T Byrne	62	-	-	3699	283	13.07
9	GK Moore	158	2619	592	7769	276	28.15
10	FA Vidler	123	1358	190	5028	273	18.42
11	JH Dawes	76	1491	378	3921	257	15.26
12	BRD O'Connor	-	1399	145	4882	250	19.53
13	KLM Mossop	-	1349	117	5461	241	22.66
14	GD Trivett	107	1284	168	4673	232	20.14
15	AJ Gode	108	1705	436	5229	203	25.76
16	OA Davenport	64	-	-	2358	189	12.48
17	CW Sim	-	-	-	2360	187	12.62
18	IJ Hansen	85	1467	350	4535	186	24.38
19	MJ Petrie	75	1340	352	3466	176	19.69
20	PW Muspratt	113	947	147	3373	166	20.32
21	GM Egan	103	748	117	2955	160	18.47
22	LPD O'Connor	-	672	80	2583	155	16.66
23	NJ Wyeth	-	1026	88	3613	147	24.58
24	RD Haupt	167	753	48	3635	146	24.90
25	WF Kenny	66	514	19	2869	145	19.79
26	JG Collings	84	606	37	3045	141	21.60
27	CJ Lanagan	78	1241	294	3748	138	27.16
28	WB Bruce	68	461	26	2093	132	15.86
	PT McPhee	51	1112	240	3661	132	27.73
30	DW Cottee	83	1277	346	3633	129	28.16
31	DJ Marriott	69	1069	277	3410	128	26.64
32	LW Feldman	50	796	237	2056	125	16.45
33	LN Quelch	47	499	51	2337	119	19.64
	NT McMahon	70	727	97	2485	119	20.88
35	KE Dudgeon	146	779	151	2425	118	20.55
36	G Cuffe	46	-	-	1457	115	12.67
37	SD Powell	60	1124	274	3455	114	30.31
38	JT Harten	234	612	113	2044	112	18.25
39	CS Lane	85	655	115	2193	110	19.94
40	LA Carseldine	130	934	266	2380	107	22.24
41	V Macdonald	51	-	-	1685	106	15.90
42	FF Manson	56	530	75	1989	106	18.76
43	DF Simpson	117	411	10	2606	102	25.55
44	PJ Carew	43	919	197	2808	101	27.80
45	CR Leggat	63	649	100	2661	100	26.61


FIRST GRADE FIELDING – 50 DISMISSALS

	Player	Matches	Catches	Stumpings	Total
1	BM Shinnick	105	198	13	211
2	GJ Madders	117	165	43	208
3	LPD O'Connor	-	142	55	197
4	AB Henschell	213	146	-	146
5	MC Bragg	67	113	7	120
	LD Pfeffer	72	112	8	120
7	KE Dudgeon	146	112	-	112
8	JT Harten	234	108	1	109
9	WG Chapman	56	90	12	102
10	RF Whiting	62	59	38	97
11	AJ Gode	108	86	-	86
12	PW Anderson	47	76	6	82
	LA Carseldine	130	82	-	82
	PJ Drinnen	41	70	12	82
15	RP Easton	194	81	-	81
	KLM Mossop	-	81	-	81
17	TG Irvine	114	80	-	80
18	HT Pedrola	107	75	-	75
	DR Waddell	55	60	15	75
20	RD Haupt	167	72	-	72
21	CM Ephraims	96	70	-	70
22	IHW Schwenke	-	41	27	68
23	AA Lockhart-Krause	82	63	1	64
24	RM Levy	-	58	5	63
25	GK Moore	158	62	-	62
26	LJ Drennan	30	57	2	59
27	AN Bolton	50	28	29	57
28	SW Ayres	102	55	-	55
	GT Gray	171	55	-	55
	TM Khan	105	55	-	55
31	A Hurwood	-	53	-	53
	NJ King	95	53	-	53
33	KG Kersnovske	87	52	-	52
	JW McLaren	118	52	-	52
	AB Mossop	-	52	-	52
	PJ Nicholson	27	49	3	52
37	PW Muspratt	113	51	-	51



LACHLAN PFEFFER - MOST RUNS IN A 1st GRADE SEASON 2017-2018






150 v Gold Coast
Bill Phippen Oval
07/10/2017




104 v Toombul
Peter Easton Oval
02/12/2017




158 v Uni WEP Harris Oval
09/12/2017



SHEFFIELD SHIELD FINAL
2017/2018



105 v Gold Coast
Peter Easton Oval
12/12/2017



129 v Ipswich-Logan
Baxter Oval
27/01/2018



146 run record 8th wicket partnership
with Luke Feldman
Baxter Oval
27/01/2018



VALLEY DISTRICT CRICKET CLUB

AFFILIATED WITH QUEENSLAND CRICKET
ESTABLISHED 1897

1. Most runs in a 1st Grade season for VDCC in all forms of the game.
2. Second VDCC player to pass 1,000 runs in a 1st Grade season for VDCC in all forms of the game.
3. Previous record was Brett Henschell with 1,003 runs.

	Matches	Innings	NO	Runs	Avg	HS	100	50
Premiership	10	10	1	692	76.89	158	4	1
One Day	6	6		201	33.50	105		1
T20	5	5		111	22.20	38		
TOTALS:	21	21	1	1004	50.20	158	5	1

FIRST GRADE CAPTAINS (Premiership Matches)

Captain	Seasons
JM Blackstock	1897-98
R Macdonald	1898-99 to ?
CF Morgan	1901-02 to 1903-04
AA Atkins	1905-06, 1907-08 (Shared)
WB Bruce	1906-07, 1907-08(Shared)
T Byrne	1909-10
JW McLaren	1912-13 to 1919-20
SW Ayers	1921-22 to 1923-24
LPD O'Connor	1924-25 to 1934-35
KLM Mossop	1935-36 to 1941-42; 1945-46 (Shared 3); 1946-47 to 1948-49; 1949-50 (Shared); 1951-52
VF Thomas	1942-43
R Roberts	1943-44 (Shared)
HJ Haskings	1943-44 (Shared); 1944-45; 1945-46 (Shared)
HL Mossop	1945-46 (Shared)
JT Harten	1949-50 (Shared); 1950-51; 1955-56 (Shared); 1958-59 to 1962-63
RD Haupt	1952-53 to 1954-55
ML Robins	1955-56 (Shared) 1956-57; 1957-58
RP Easton	1963-64 to 1966-67
NJ King	1967-68 to 1969-70
PW Muspratt	1970-71 to 1973-74
KE Dudgeon	1974-75 (Shared); 1975-76 to 1980-81
GD Trivett	1974-75 (Shared)
GJ Madders	1981-82; 1982-83 (Shared 6)
KC Wessels	1982-83 (Shared 7)
WG Chapman	1982-83 (Shared 1)
AR Border	1983-84 (Shared 3)
TM Khan	1983-84 (Shared 9); 1984-85 to 1986-87
AB Henschell	1987-88 (Shared); 1988-89 to 1990-91 1991-92 (Shared 2); 1994-95 to 1995-96
JM Walker	1990-91 (Shared 2)
GI Foley	1991-92
CM Ephraims	1987-88 (Shared); 1992-93 to 1993-94; 1996-97 to 1997-98
SG Law	1994-95 (Shared 3)
LA Carseldine	1996-97 (Shared 1); 1998-99 (Shared 2), 2000-01 to 2001-02
KG Kersnovske	1998-99 (Shared 2); 1999-00
IJ Hansen	1998-99 (Shared 7)
BM Shinnick	2000-01 (Shared 2); 2002-03 (Shared 3)
JH Dawes	2000-01 (Shared 1); 2002-03
GC Brown	2001-02 (Shared 1)
NJ Kruger	2002-03 (Shared 1); 2005-06 (Shared 1); 2006-07 (Shared 1); 2007-08; 2008-09 (Shared)
JB Neill	2003-04
HTPedrola	2004-05 to 2006-07; 2011-12 (Shared 7)
SD Powell	2008-09 (Shared)
MC Bragg	2008-09 (Shared); 2009-10 (Shared)
AJ Gode	2009-10 (Shared); 2012-13 to 2016-18
MJ Petrie	2010-11 (BD Schuhmacher: 2 matches)
JW Rogers	2011-12 (Shared 4)
AA Lockhart-Krause	2014-15 (Shared 3)



First Grade Teams of the Season – Grade Presentation Dinner at the Gabba.

FIRST GRADE CENTURY SCORERS (Premiership Matches only)

Name	Score	Season	Opposition
Adamson CY	100	1899/00	Toombul
Anderson PW	112	1983/84	University of Queensland
Andrews WC	131	1935/36	Northern Suburbs
Atkins AA	144	1905/06	Toowong
	106	1905/06	Oxley
Attwooll EW	108	1969/70	
Beath JH	106	2016/17	Northern Suburbs
Blackstock WA	101*	1905/06	Toombul
Blundell L	113	1924/25	Western Suburbs
Bogle J	138	1928/29	University of Queensland
Border AR	148	1980/81	Northern Suburbs
	125	1982/83	Northern Suburbs
	150	1983/84	Western Suburbs
Bragg MC	100	2005/06	Beenleigh/Logan
Brown AJ	119	1991/92	Sandgate-Redcliffe
Brown AN	169	1982/83	Toombul
	160	1983/84	Wynnum-Manly
	114	1983/84	Sandgate-Redcliffe
	110	1984/85	Eastern Suburbs
Bruce WB	104	1906/07	South Brisbane
	102*	1910/11	Oxley
Carseldine LA	162*	1994/95	University of Queensland
	138*	1995/96	Western Suburbs
	123	1996/97	South Brisbane
	112*	1998/99	Sandgate-Redcliffe
	111*	1998/99	Western Suburbs
	110	1999/00	Western Suburbs
	124	2000/01	Sunshine Coast
	162*	2002/03	South Brisbane
	108	2002/03	Wynnum-Manly
	106	2003/04	Sunshine Coast
	137	2006/07	Wynnum-Manly
	148*	2007/08	South Brisbane
	156	2007/08	Toombul
	126	2007/08	Sandgate-Redcliffe
	106	2007/08	Beenleigh/Logan
	129*	2011/12	Northern Suburbs
Chapman HW	102	1907/08	Toombul
Cottee DW	101*	1988/89	University of Queensland
	134*	1992/93	Wynnum-Manly
	141*	1900/01	Toombul
Dascombe JM	122*	2014/15	Sandgate-Redcliffe
	127	2017-18	Toombul
Dudgeon KE	122	1970/71	Northern Suburbs
	128*	1971/72	Northern Suburbs
	121	1971/72	
	119*	1972/73	
	104*	1976/77	QCA Colts
	108	1976/77	Eastern Suburbs
	104	1977/78	Eastern Suburbs
	102	1978/79	University of Queensland
	102*	1980/81	University of Queensland
Egan GM	101*	1960/61	
	110	1960/61	
	161*	1965/66	
	100*	1965/66	
Ephraims CM	113	1986/87	QCA Colts
	111	1986/87	Northern Suburbs
	129	1987/88	Western Suburbs
	120	1987/88	Eastern Suburbs
	100	1992/93	Gold Coast
	145	1993/94	Northern Suburbs
Evans BD	125*	2006/07	South Brisbane
Eve RW	111*	1904/05	Oxley
Fennelly SJ	163	1909/10	Woolloongabba
	124*	1910/11	Woolloongabba
	113*	1910/11	Toombul
	154	1910/11	Toowong
	132*	1920/21	Toowong
	100*	1920/21	

Name	Score	Season	Opposition
Fewin H	105	1922/23	University of Queensland
	121	1924/25	University of Queensland
Foley GI	102	1988/89	Sandgate-Redcliffe
	119	1989/90	Wynnum-Manly
	111*	1990/91	South Brisbane
	103*	1990/91	Sandgate-Redcliffe
	146	1991/92	University of Queensland
Fossey HL	107	1944/45	
Francis CA	129	2014/15	Ipswich/Logan
Gilchrist OS	116*	2002/03	Gold Coast
Gilmour GR	114	1943/44	
Gode AJ	105*	2008/09	Beenleigh/Logan
	114	2010/11	Wynnum-Manly
	116	2011/12	South Brisbane
	140	2012/13	Wynnum-Manly
	139	2013/14	Western Suburbs
	116	2015/16	South Brisbane
	112*	2015/16	Redlands
	152	2017/18	Sandgate-Redcliffe
Goodwin VHV	103	1928/29	South Brisbane
	100	1928/29	Eastern Suburbs
	109	1931/32	QCA Colts
Gray GT	128	1965/66	
	108	1965/66	
	101*	1968/69	
	103	1968/69	Balmoral-Wynnum
	110	1974/75	South Brisbane
	112*	1977/78	QCA Colts
Greinke WJ	100	1963/64	
	100	1964/65	
Harris EJ	101	1983/84	Northern Suburbs
Harten JT	109	1942/43	
	140	1947/48	
	123*	1950/51	
	103	1953/54	
	108	1956/57	
	110	1958/59	
	108*	1960/61	
	119	1960/61	
	101	1960/61	
	117	1961/62	
	133*	1966/67	Sandgate-Redcliffe
Harvey GD	107	1979/80	South Brisbane
Harvey KLM	100*	2004/05	Sandgate-Redcliffe
Haskings HJ	120*	1940/41	
	112	1941/42	
Haupt RD	135	1950/51	
Hayden ML	187	1990/91	Eastern Suburbs
	108	1990/91	South Brisbane
	162	1991/92	Sandgate-Redcliffe
	175	1992/93	Toombul
	158	1994/95	University of Queensland
	135	1994/95	Northern Suburbs
	159	1995/96	Sunshine Coast
	161*	1996/97	South Brisbane
	107	1996/97	Sunshine Coast
	144*	1997/98	East-Redlands
	120	2000/01	University of Queensland
Henschell AB	101	1983/84	Western Suburbs
	119	1984/85	QCA Colts
	218	1985/86	Sandgate-Redcliffe
	113	1987/88	Eastern Suburbs
	181	1989/90	Western Suburbs
	137	1991/92	Gold Coast
	128	1992/93	Toombul
	102*	1993/94	University of Queensland
	109	1994/95	South Brisbane
	120	1997/98	Sandgate-Redcliffe
	117	2000/01	University of Queensland
Hurwood A	109	1926/27	Eastern Suburbs

Name	Score	Season	Opposition
Hutcheon EH	148	1925/26	South Brisbane
	117	1925/26	University of Queensland
Irvine TG	170*	2004/05	Gold Coast
	131	2004/05	Beenleigh/Logan
	133*	2006/07	Redlands
Jacoby JR	102	1992/93	Western Suburbs
Johnson KF	103	1948/49	
Johnston J	122	1932/33	Toombul
Kenny WF	119	1903/04	South Brisbane
Khan TM	110*	1982/83	Eastern Suburbs
Khawaja UT	124	2013/14	University of Queensland
	201*	2015/16	Toombul
King NJ	105	1968/69	
Kruger NJ	139	2001/02	South Brisbane
	177*	2002/03	East-Redlands
	206	2005/06	Toombul
	192	2005/06	Sandgate-Redcliffe
	190	2005/06	Redlands
	110*	2006/07	Wynnum-Manly
	105	2006/07	University of Queensland
	180	2007/08	Toombul
Laurie EAH	121*	1938/39	
	118	1938/39	
Law SG	135	1986/87	Western Suburbs
	134	1990/91	Northern Suburbs
	129	1990/91	Eastern Suburbs
	143	1992/93	Northern Suburbs
Levy RM	234*	1994/95	University of Queensland
	125	1928/29	Northern Suburbs
	157*	1931/32	QCA Colts
	243	1931/32	Eastern Suburbs
	115	1931/32	Western Suburbs
	122*	1932/33	Northern Suburbs
	149	1932/33	University of Queensland
	136	1932/33	Northern Suburbs
	205*	1933/34	South Brisbane
	113*	1933/34	
	112*	1933/34	Northern Suburbs
	103	1933/34	QCA Colts
	242	1934/35	University of Queensland
122	1934/35		
190	1935/36	University of Queensland	
151*	1946/47	Eastern Suburbs	
Lynch ON	100*	2016/17	Sunshine Coast
Macdonald R	200*	1898/99	Toowong
	147*	1898/99	Toombul
	141*	1898/99	Toombul
	104*	1901/02	Toombul
	111*	1903/04	Woolloongabba
	102*	1903/04	Toowong
Macdonald V	149	1898/99	Toowong
Maher PJ	106	1901/02	North Brisbane
McLaren JW	100*	1918/19	Toowong
Morgan CF	100	1899/00	Toowong
	141	1902/03	South Brisbane
	258*	1904/05	Oxley
Mossop AB	153	1930/31	QCA Colts
	108	1932/33	Western Suburbs
	112	1933/34	Eastern Suburbs
	103	1933/34	University of Queensland
	113*	1942/43	
	124	1943/44	
	107	1943/44	
Mossop KLM	113*	1932/33	Western Suburbs
Murray HP	103*	2009/10	South Brisbane
Muspratt PW	113	1971/72	
Nothling OE	124	1927/28	QCA Colts
O'Connor LPD	105	1932/33	Eastern Suburbs
	100	1919/20	Goodna
	122*	1922/23	Woolloongabba
	115	1922/23	Western Suburbs

Name	Score	Season	Opposition
O'Connor LPD	113	1923/24	Western Suburbs
	113	1924/25	Western Suburbs
	125	1925/26	Western Suburbs
	108	1925/26	Toombul
	137	1926/27	Western Suburbs
	114	1926/27	Toombul
	189	1927/28	Eastern Suburbs
	106	1928/29	Western Suburbs
	100	1928/29	Toombul
	173	1930/31	QCA Colts
	118*	1931/32	QCA Colts
	127	1931/32	University of Queensland
	102*	1932/33	University of Queensland
Oxenham LE	151*	1919/20	Goodna
Patrick CW	113	1903/04	Toowong
Pedrola HT	100	1993/94	University of Queensland
	138	1994/95	University of Queensland
Penny RC	117	1947/48	
Pfeffer LD	108	2013/14	Redlands
	106	2013/14	Northern Suburbs
	124*	2016/17	Gold Coast
	121	2016/17	Redlands
	114	2016/17	Northern Suburbs
	158	2017/18	University of Queensland
	150	2017/18	Gold Coast
	129	2017/18	Ipswich / Logan
104	2017/18	Toombul	
Potts AJJ	113*	2001/02	Sunshine Coast
Power GJ	127*	1977/78	Western Suburbs
Quinn BN	121	1982/83	Northern Suburbs
	110	1984/85	
	101*	1986/87	Wynnum-Manly
Redgrave SJ	204	1908/09	Toowong
Reeves DW	105*	1994/95	Western Suburbs
Ritchie GM	107	1985/86	Sandgate-Redcliffe
Robins ML	127*	1957/58	
Schweitzer RG	102*	1971/72	
Scuderi SJ	102	1988/89	Sandgate-Redcliffe
Shinnick BM	101*	1994/95	Toombul
	120*	1995/96	Western Suburbs
	154	1999/00	Toombul
	134	1999/00	Sandgate-Redcliffe
	202	2002/03	Gold Coast
Spargo JT	107*	2010/11	Redlands
	100*	2011/12	Sandgate-Redcliffe
	108*	2012/13	Western Suburbs
Stafford J	100	1926/27	QCA Colts
Walker JM	154	1985/86	Northern Suburbs
	177	1986/87	University of Queensland
	121	1986/87	Wynnum-Manly
	146*	1987/88	Northern Suburbs
	172*	1988/89	Wynnum-Manly
	107	1989/90	QCA Colts
Webb BL	111	1936/37	
	150	1937/38	Eastern Suburbs
Welsh JF	101	1984/85	QCA Colts
Wessels KC	100*	1980/81	Wynnum-Manly
	111	1980/81	University of Queensland
	160	1981/82	Eastern Suburbs
	192*	1982/83	Western Suburbs
	118	1982/83	Northern Suburbs
	116	1982/83	University of Queensland
	144	1984/85	
	134	1985/86	QCA Colts
	124	1985/86	Sandgate-Redcliffe
	Wildermuth JD	153*	2013/14
130		2016/17	Western Suburbs
Wise DE	115	1947/48	
Wyeth NJ	100*	1939/40	QCA Colts

FIRST GRADE ONE DAY GAME RECORDS

1000 RUNS

	Player	Matches	Innings	Not Outs	100s	Best Score	Runs	Average	Catches
1	LA Carseldine	73	70	7	3	130	2358	37.42	35
2	ML Hayden	41	41	4	4	167	1899	51.32	14
3	AB Henschell	58	48	12	3	113	1524	42.33	39
4	CM Ephraims	58	54	8	1	128	1473	32.02	35
5	HT Pedrola	51	50	4		80	1263	27.46	19
6	TG Irvine	56	53	9	2	114	1253	28.48	20
7	AJ Gode	37	36	5	4	139*	1186	38.26	15
8	NJ Kruger	38	39	0		96	1116	28.62	20
9	SG Law	37	36	4		93	1108	34.63	13
10	GC Brown	48	46	1	2	120	1030	22.89	16

40 WICKETS

	Player	Matches	Overs	Maidens	Runs	Wickets	Average	Catches
1	DR Turner	61	510	83	1801	100	18.01	15
2	CJ Lanagan	43	384	62	1343	72	18.65	12
3	JH Dawes	39	336	68	904	68	13.29	7
4	MPW Jeh	46	354	50	1253	53	23.64	12
5	LA Carseldine	71	268	30	1022	47	21.75	36
6	DW Cottee	38	300	38	1118	46	24.30	12
7	PT McPhee	23	203	11	805	45	17.89	3
8	AJ Gode	37	261	20	1173	45	26.07	15
9	JG Dellit	40	244	14	1099	44	24.98	11
10	AB Henschell	58	354	54	1287	43	29.93	39
	MJ Petrie	25	207	26	748	43	17.40	2
12	HT Pedrola	51	261	22	1048	41	25.56	19

30 DISMISSALS (WICKET-KEEPERS)

	Player	Era	Matches	Catches	Stumpings	Total	Runs Scored
1	BM Shinnick	1993-03	57	82	10	92	966
2	PJ Drinnen	1989-99	18	33	6	39	289



Allan Border and Andrew Gode

FIRST GRADE ONE DAY GAME RECORDS (continued)

CENTURIES

Player	Score	Season	Opposition
Border AR	107	1983/84	Sandgate-Redcliffe
	116	1992/93	Eastern Suburbs
Brown GC	118	1987/88	Toombul
	120	1993/94	Northern Suburbs
Carseldine LA	116	2001/02	Toombul
	130	2002/03	Beenleigh/Logan
	111	2003/04	
Dalton LR	147	2000/01	Beenleigh/Logan
Gode AJ	101	2012/13	Redlands
	111	2014/15	Western Suburbs
	125	2016/17	Sandgate-Redcliffe
	120*	2017/18	University of Queensland (T20)
	139*	2017/18	Ipswich/Logan
Ephraims CM	128*	1987/88	
Hayden ML	113	1989/90	University of Queensland
	100	1989/90	
	137	1996/97	University of Queensland
	167	2003/04	Toombul
Henschell AB	106*	1983/84	Toombul
	112*	1992/93	
	113*	1993/94	University of Queensland
Irvine TG	101*	1997/98	Western Suburbs
	114*	2001/02	Toombul
Khawaja, UT	162	2017/18	Wynnum-Manly
Pfeffer, LD	105	2017/18	Gold Coast
Schuhmacher BD	111*	2010/11	Redlands
Spargo JT	110	2010/11	Wynnum-Manly
	101	2011/12	Beenleigh/Logan
Walker JM	109	1987/88	University of Queensland
Wessels KC	137	1983/84	Toombul
Wildermuth JD	119	2016/17	University of Queensland

5 WICKETS IN AN INNINGS

	Player	Figures	Season	Opposition
1	MJ Petrie	6/8	2011/12	Sandgate-Redcliffe
2	DR Turner	5/9	1997-98	N/R
3	DW Cottee	5/14	1992-93	Sandgate-Redcliffe
4	IC Thompson	5/17	2002-03	Gold Coast
5	CJ Lanagan	5/21	1996/97	N/R
6	CJ Lanagan	5/28	1998/99	N/R
7	DW Cottee	5/32	1989-90	Easts
8	AJ Gode	5/35	2013-14	
9	PT McPhee	5/40	1987/88	Easts
10	D Hines	5/47	1992/93	Sandgate-Redcliffe
11	SD Powell	5/59	2008/09	Sunshine Coast

FIRST GRADE TWENTY 20 GAME RECORDS

200 RUNS

	Player	Matches	Innings	Not Outs	100s	Best Score	Runs	Average
1	AJ Gode	43	42	4	1	120*	975	25.66
2	JT Spargo	26	25	1	-	66	576	24.00
3	LA Carseldine	18	18	4	-	86	498	35.57
4	LD Pfeffer	22	22	2	-	56	434	21.70
5	AA Lockhart-Krause	33	31	8	-	48*	328	14.26
6	JD Wildermuth	18	17	2	-	64	318	21.20
7	SS Kabel	25	22	8	-	31	273	19.50

15 WICKETS

	Player	Matches	Overs	Maidens	Runs	Wickets	Average
1	AJ Gode	43	134	1	888	31	28.65
2	MJ Petrie	27	95	-	601	26	23.12
3	JM Dascombe	18	63	1	440	24	18.33
4	LW Feldman	20	71	1	373	21	17.76
5	SD Powell	18	56	-	485	20	24.25
6	LA Carseldine	18	55	-	370	18	20.56

DISMISSALS

	Player	Matches	Catches	Stumpings	Total
1	LJ Drennan	18	13	3	16
2	AJ Gode	43	15	-	15
3	LD Pfeffer	22	11	2	13
4	MC Bragg	10	9	2	11
5	SS Kabel	25	10	-	10



First Grade captains for 2017/18 – Andrew Gode and Christina Coulson.

SECOND GRADE BATTING - 1000 RUNS

	Player	Matches	Innings	Not Outs	100s	Best Score	Runs	Average
1	GC Brown	141	180	7	6	145	5090	29.42
2	AK Dudgeon	119	149	14	6	182	3781	28.01
3	AJ Brown	123	149	10	-	132	3600	25.90
4	RP Easton	104	117	11	3	195	3083	29.08
5	AR Forbes	126	142	15	-	118*	2897	22.81
6	BC Marrinan	117	127	16	-	121*	2804	25.26
7	MPW Jeh	123	135	25	2	130	2527	22.97
8	FA Short	-	103	6	-	148	2249	23.19
9	DW Picking	-	93	8	-	92*	2146	25.25
10	WC Iszlaub	73	77	12	-	101	2120	32.62
11	OS Gilchrist	43	62	5	4	176	2042	35.82
12	JG Dellit	57	75	6	3	129	2006	29.07
13	WG Chapman	93	103	12	1	120*	1983	21.79
14	WE Nolan	118	148	23	-	92	1953	15.62
15	AG Haupt	100	138	12	-	80	1819	14.44
16	JD Nothdurft	64	77	11	-	141	1808	27.39
17	J Badenhorst	79	84	17	4	146	1782	26.60
18	JF Welsh	40	50	7	-	109	1729	40.21
19	NJ King	57	71	12	-	104*	1685	28.56
20	JT Harten	40	48	8	-	204*	1651	41.28
21	GB Acton	58	69	9	-	169*	1643	27.38
22	TGM Baines	70	84	9	-	140	1641	21.88
23	COM Farrell	61	71	15	2	113	1608	28.71
24	C Hoy	85	112	11	-	68	1599	15.83
25	KJ Logan	100	99	14	-	113	1583	18.62
26	AA Lockhart-Krause	49	63	6	-	94*	1582	27.75
27	BR Jennings	57	72	10	1	100	1531	24.69
28	CF Moncada	46	60	10	1	105	1524	30.48
29	GD Harvey	54	58	6	-	104	1519	29.21
30	PD Whybird	41	53	9	-	137	1479	33.61
31	LT Bell	72	82	11	-	74	1454	20.48
32	RG Perrett	105	91	26	-	94	1439	22.14
33	CR Richards	103	127	15	-	55	1403	12.53
34	RD Haupt	-	72	8	-	151	1402	21.91
35	BJ Adams	52	61	9	-	141	1395	26.83
36	BD Evans	33	42	3	2	105	1362	34.92
	DJ Graham	71	100	4	-	57	1362	14.19
38	MA Wise	44	51	3	-	120	1358	28.29
39	JS Scott	-	96	9	-	134	1350	15.52
40	KL Biggs	45	56	6	-	83*	1334	26.68
41	FA Vidler	82	98	17	-	74	1316	16.25
42	VR Gray	-	161	29	-	39	1310	9.92
43	DM Khan	73	80	9	1	107	1306	18.39
44	D Magee	31	39	6	-	142*	1274	38.61
45	PD West	37	49	9	1	100	1261	31.52
46	MP Kling	52	68	7	-	80	1243	20.38
47	RF Shaw	42	46	1	2	113*	1195	26.56
48	VR Hodge	-	60	7	-	109*	1162	21.92
49	PL Cramb	42	65	6	-	77	1153	19.54
50	TH Nash	103	109	17	-	79*	1149	12.49
51	GW Toshack	24	31	1	-	139	1143	38.10
52	SS Kabel	46	54	4	-	92	1127	22.54
53	MJ Nicol	30	41	3	3	128*	1122	29.53
54	AJ Lynch	-	107	6	-	55	1115	11.04
55	GN Robins	42	46	6	-	131*	1097	27.42
56	DR Waddell	56	69	5	-	95	1075	16.80
57	MJE Wing	39	53	6	1	119	1074	22.85
58	KLM Harvey	23	30	3	1	124	1041	38.56
59	CS Lane	34	38	6	-	122	1028	32.12
60	TC Scott	36	50	1	-	109	1015	20.71
61	BA Morgan	29	36	1	2	166	1012	28.91
62	EJ Clegg	-	73	4	-	134*	1007	14.59
63	C Vinson	-	26	2	-	130	1000	41.67

SECOND GRADE BOWLING - 100 WICKETS

	Player	Matches	Overs	Maidens	Runs	Wickets	Average
1	RAJ Anderson	142	2630	708	6927	346	20.02
2	TH Nash	103	1372	245	3950	271	14.58
3	RG Perrett	105	1839	460	5103	257	19.86
4	MPW Jeh	123	2051	584	5262	235	22.39
5	VR Gray	-	1119	160	3733	233	16.02
6	WE Nolan	118	1008	130	3553	205	17.33
7	GK Moore	77	1082	190	3415	203	16.82
8	JT Corrigan	-	639	-	1831	200	9.16
9	WB Hill	-	739	-	1893	170	11.14
	FA Short	-	638	70	2608	170	15.34
11	AR Forbes	126	1382	263	4681	168	27.86
12	EJ Clegg	-	540	56	2122	159	13.35
13	WC Iszlaub	73	1395	270	4462	158	28.24
14	FA Vidler	82	677	95	2444	157	15.57
	J Badenhorst	79	1051	212	3038	157	19.35
16	CR Leggat	78	997	154	3540	152	23.29
17	C Hoy	85	536	75	1885	132	14.28
18	NT McMahan	47	486	62	1693	126	13.44
19	KJ Logan	100	720	120	2359	124	19.02
20	CS Lane	34	530	125	1460	119	12.27
21	RV Towner	40	588	83	2083	116	17.96
	ST Janes	49	950	223	2831	116	24.41
23	CJ Lanagan	31	707	177	1839	108	17.03
24	JG Dellit	57	890	263	2417	107	22.59
25	COM Farrell	61	906	223	2375	105	22.62
26	A Hendy	-	391	-	1135	101	11.24

SECOND GRADE FIELDING - 50 DISMISSALS

	Player	Matches	Catches	Stumpings	Total
1	BC Marrinan	117	91	6	97
2	WG Chapman	93	86	10	96
	TGM Baines	70	90	6	96
4	PJ Irving	34	84	10	94
5	AA Lockhart-Krause	49	80	9	89
6	DR Waddell	56	65	9	74
7	GC Brown	141	71	1	72
8	TR Mitchell	38	60	10	70
9	AK Dudgeon	119	69		69
	AD Moore	33	67	2	69
11	DP McLachlan	28	61	3	64
12	MPW Jeh	123	63		63
13	AR Forbes	126	55		55
14	GN Power	28	49	3	52
	RAJ Anderson	142	52		52
16	UD Thorne	21	42	9	51
17	AJ Brown	123	50		50

THIRD GRADE FIELDING - 50 DISMISSALS

	Player	Matches	Catches	Stumpings	Total
1	TR Mitchell	69	96	16	112
2	RA Cowles	86	102	8	110
3	DM Khan	175	101		101
4	JL Harten	87	89	3	92
5	SL Manteit	56	83	8	91
6	GC Brown	133	86		86
7	WG Chapman	113	82	3	85
8	GW Mitchell	121	81	1	82
9	A Marrinan	32	63	8	71
10	LS Jones	170	57	3	60
11	AJ Imrie	43	55	4	59
12	MB Lees	32	47	9	56
14	SR Lawler	119	54		54
	RF Shaw	51	53	1	54
16	JL Hughes	22	47	3	50

THIRD GRADE BATTING – 1000 RUNS

	Player	Matches	Innings	Not Outs	100s	Best Score	Runs	Average
1	GC Brown	133	151	8	8	164	5138	35.93
2	DM Khan	174	180	22	5	142	4625	29.27
3	WG Chapman	113	135	17	5	207*	3962	33.58
4	LS Jones	170	266	11	-	73*	3842	15.07
5	GW Mitchell	121	138	13	1	113*	2608	20.86
6	BR Jennings	76	86	13	4	151*	2384	32.66
7	MJ Weir	69	94	11	-	112*	2052	24.72
8	VF Thomas	-	92	5	-	116*	2025	23.28
9	AJ Brown	68	78	6	-	122	1926	26.75
10	JL Harten	87	119	7	-	90	1908	17.04
11	RF Shaw	50	61	6	2	180	1837	33.40
12	SD Grummitt	64	56	11	4	147	1659	36.87
13	SA Martin	31	38	5	2	133	1592	48.24
14	DK Hickey	78	82	15	-	100	1550	23.13
15	IA Noon	78	108	12	-	73	1546	16.10
16	MPW Jeh	89	92	19	1	100	1494	20.47
17	WE Nolan	69	96	11	-	92	1467	17.26
18	C Hoy	74	101	24	-	69	1440	18.70
19	SR Lawler	119	107	27	-	79	1359	16.99
20	JM Stoddart	62	78	11	-	68	1336	19.94
21	TR Mitchell	68	78	10	-	75	1333	19.60
22	JR Jeha	55	54	8	1	103*	1320	28.70
23	AK Dudgeon	32	34	3	4	136	1315	42.42
24	LA Dawes	53	56	6	2	119	1286	25.72
25	TC Scott	42	50	4	-	99	1250	27.17
26	ASM Tacey	38	46	4	-	126*	1226	29.19
27	MJ Law	54	69	6	1	103	1225	19.44
28	KJ Easton	70	84	17	-	58	1203	17.96
29	MKW Holmberg	46	47	3	1	109	1128	25.64
30	CA Proudlove	63	59	7	-	87	1127	21.67
	BC Marrinan	28	37	4	-	112	1127	34.15
32	DJ Graham	51	69	8	-	79*	1099	18.02
33	S Meredith	28	35	5	-	133	1076	35.87
34	SR Muspratt	41	52	12	-	81*	1069	26.73
35	AV Landry	-	38	4	-	113	1068	31.41
36	GF Martin	41	55	4	-	67*	1067	20.92
37	BRJA Donker	52	61	4	1	102	1058	18.56
38	WJ Bramley	40	48	7	-	116	1057	25.78
39	TR Bant	28	37	4	-	104*	1033	31.30
40	DGM Murphy	40	59	2	-	85	1026	18.00
41	CR Leggat	59	70	8	-	103*	1020	16.45
42	G Waters	31	40	2	-	126	1009	26.55
43	TL Dodson	31	33	7	-	179*	1005	38.65

THIRD GRADE BOWLING - 100 WICKETS

	Player	Matches	Overs	Maidens	Runs	Wickets	Average
1	LS Jones	170	1336	120	5210	369	14.12
2	DW Langdon	66	971	181	3020	228	13.25
3	SR Lawler	119	1400	242	4596	176	26.11
4	MPW Jeh	89	1359.5	404	3433	172	19.96
5	GE Baldwin	78	575	37	2436	161	15.13
6	WE Nolan	69	666	86	2537	149	17.03
7	ST Barnard	54	1030	196	3223	143	22.54
8	G Blazak	49	619	116	1940	140	13.86
9	CP Hutton	51	760.4	183	2086	131	15.92
10	DK Hickey	78	923	272	2345	127	18.46
	TM Cramb	69	673.3	67	2761	127	21.74
12	VF Thomas	-	423	40	1807	121	14.93
13	ST Janes	45	893	287	2178	115	18.94
14	MT Stubbings	58	605.1	136	1886	112	16.84
16	CR Leggat	59	478	78	1588	111	14.31
	CA Proudlove	63	704.1	150	2026	111	18.25
18	AC Petrie	37	434	62	1583	100	15.83

FOURTH GRADE BATTING - 1000 RUNS

	Player	Matches	Innings	Not Outs	100s	Best Score	Runs	Average
1	ML Dudgeon	134	171	11	-	93	4287	26.79
2	JM Stoddart	151	176	24	1	108*	4035	26.55
3	LA Dawes	81	91	12	4	146*	3105	39.30
4	BJ Boyd	69	82	12	5	142	2595	37.07
5	MT Blackman	75	83	11	1	101	2189	30.40
6	IM Board	86	117	15	-	89	2083	20.42
7	PG Halpin	76	100	8	-	130	2072	22.52
8	TA Kimball	82	105	7	-	82*	2027	20.68
9	BJ Irwin	77	88	2	-	102*	2007	23.34
10	JS Scott	81	125	14	-	83	1918	17.28
11	BRJA Donker	93	92	11	3	138	1901	23.47
12	MJ Law	77	109	10	-	95	1896	19.15
13	MT Jones	108	104	25	-	94	1836	23.24
14	D Toye	53	70	7	6	160*	1832	29.08
15	K Hegerty	90	117	18	-	95	1785	18.03
16	PD Sherman	62	76	8	-	150	1646	24.21
17	DW Reeves	55	63	11	1	135	1597	30.71
18	WG Chapman	56	60	13	1	106	1563	33.26
19	LB Hutley	77	83	17	-	98	1525	23.11
20	AR Anderson	42	57	6	-	111	1452	28.47
21	JR Jeha	56	66	11	1	140*	1426	25.93
22	GD Jennings	44	56	8	2	156	1362	28.38
23	SA Toon	59	69	8	-	86	1328	21.77
24	AWC Thompson	40	41	3	1	116	1323	34.82
25	C Hoy	86	99	18	-	71	1310	16.17
26	PJE Nicholson	35	39	3	-	129*	1176	32.67
27	DS Skirving	60	64	11	-	111	1124	21.21
28	GE Baldwin	48	77	2	-	53	1110	14.80
29	CR Leggat	56	65	6	-	87	1080	18.31
30	ML Shinnick	56	67	5	-	99	1077	17.37
31	DM Khan	42	43	3	1	126	1061	26.52
32	MKW Holmberg	25	34	4	3	158	1052	35.07
33	M Gavril	28	42	6	1	101	1050	29.17
34	L Nikolovski	37	47	4	-	93	1044	24.28
35	CF Kempnich	146	132	41	-	56*	1043	11.46
36	JL Harten	39	58	4	-	82	1009	18.69

FOURTH GRADE BOWLING - 100 WICKETS

	Player	Matches	Overs	Maidens	Runs	Wickets	Average
1	CF Kempnich	146	1808	487	4651	277	16.79
2	EL Hoare	57	842	143	2720	223	12.20
3	MJ Tucker	81	1163	302	2906	216	13.45
4	K Hegerty	90	715	121	2598	161	16.14
5	SC Barlow	36	783	199	2038	138	14.77
6	BJ Boyd	69	687.1	159	1791	136	13.17
7	MB Irwin	68	839	202	2226	124	17.95
	KR Rogers	69	818	153	2302	124	18.56
9	RG Perrett	45	796	207	2033	115	17.68
10	CR Leggat	56	536	103	1603	114	14.06
11	AL Duncan	25	332	75	927	107	8.66
	GN Fitzpatrick	66	429	71	1381	107	12.91
	WE Nolan	42	450	51	1734	107	16.21
14	FM Francke	33	656	158	1631	105	15.53
	DS Skirving	60	635	137	1786	105	17.01
16	GE Baldwin	48	339	24	1598	104	15.37
	MT Blackman	75	603.1	120	1609	104	15.47
18	FJ Oberthur	47	336	24	1462	103	14.19
19	AC Petrie	19	296	37	1144	102	11.22
	R Squire	32	401	84	1160	102	11.37
21	G Crispe	14	204	49	888	100	8.88

FOURTH GRADE FIELDING - 50 DISMISSALS

	Player	Matches	Catches	Stumpings	Total
1	MT Jones	109	150	26	176
2	ML Dudgeon	134	119		119
3	RA Cowles	65	80	29	109
4	PN Crouch	56	88	5	93
5	ML Shinnick	59	72	5	77
6	JM Stoddart	151	73		73
7	IC Vallely	38	63	8	71
	BRJA Donker	92	54		71
9	K Hegerty	90	57		57
	KR Rogers	69	57		57
	LA Dawes	81	57		57
12	JS Scott	81	41	11	52
13	CF Kempnich	146	51		51

FIFTH GRADE BATTING - 1000 RUNS

	Player	Matches	Innings	Not Outs	100s	Best Score	Runs	Average
1	BJ Irwin	115	155	9	-	178	4555	31.20
2	RP Kay	83	96	4	-	126	2704	29.39
3	KR Rogers	98	107	22	-	139	2613	30.74
4	MG McFadden	119	133	17	3	155	2607	22.47
5	SA Toon	71	82	8	2	129	2261	30.55
6	WR Hamburger	57	67	13	4	138*	1958	36.26
7	MB Irwin	74	76	8	3	127	1921	28.25
8	MT Blackman	53	58	10	3	141*	1671	34.81
9	CM Skinner	83	88	5	1	113	1668	20.10
10	GF Martin	70	87	11	-	116	1640	21.58
11	BJ Carroll	104	95	27	-	96	1466	21.56
12	J Voll	108	103	19	1	146	1460	17.38
13	LA Dawes	35	42	7	2	123	1378	39.37
14	GD Jennings	33	41	6	4	228*	1362	38.91
15	SE Rankine	51	60	9	-	112	1271	24.92
16	JD O'Connor	45	52	3	1	100	1194	24.37
17	CF Kempnich	76	87	13	-	89	1146	15.49
18	NJ Millard	43	48	12	1	132*	1123	31.19
19	PD Sherman	34	40	9	-	113	1096	35.35
20	JE Robinson	53	61	2	1	120	1015	17.20

FIFTH GRADE BOWLING - 100 WICKETS

	Player	Matches	Overs	Maidens	Runs	Wickets	Average
1	BJ Carroll	104	1457	301	4467	220	20.3
2	J Voll	108	1138.2	254	3028	200	15.14
3	KR Rogers	98	1035	242	2723	185	14.72
4	CF Kempnich	76	1020.5	263	2741	185	14.82
5	MB Irwin	74	1135	345	2560	161	15.9
6	LR Warner	63	734	125	2502	114	21.95
7	GF Martin	70	694	148	2031	113	17.97
8	MT Blackman	53	619.4	173	1501	110	13.65

FIFTH GRADE FIELDING - 50 DISMISSALS

	Player	Matches	Catches	Stumpings	Total
1	RP Kay	83	82	20	102
2	ML Shinnick	56	83	5	88
3	KR Rogers	98	84		84
4	MG McFadden	119	63		63
	PJ Hanrahan	43	56	6	62
6	IC Vallely	49	54	6	60
7	BJ Irwin	115	57		57
8	KG Tuite	101	54		54
9	BJ Carroll	104	53		53
10	PN Crouch	20	47	4	51
11	CM Skinner	72	49	1	50

SIXTH GRADE BATTING - 1000 RUNS

	Player	Matches	Innings	Not Outs	100s	Best Score	Runs	Average
1	ML Shinnick	150	144	18	4	137	3603	28.60
2	ML Dudgeon	73	83	5	2	168	2300	29.49
3	MT Blackman	43	46	6	2	234*	1588	39.70
4	MG McFadden	80	87	11	1	108	1523	20.04
5	BA Pendergast	66	65	7	-	69	1193	20.57
6	AJ Watkinson	43	46	3	2	153	1126	26.19
7	JJ Hicks	38	37	2	1	137	1071	30.60
8	JD O'Connor	33	42	2	1	103	1069	26.73
9	GC Brown	30	36	1	4	109	1030	29.43

SIXTH GRADE BOWLING - 100 WICKETS

	Player	Matches	Overs	Maidens	Runs	Wickets	Average
1	CF Kempnich	170	1833	552	4210	337	12.49
2	BT Wilson	72	844	188	2369	183	12.95
3	MB Irwin	53	698	187	1732	114	15.19
4	BJ Stinson	42	547	162	1407	106	13.27

SIXTH GRADE FIELDING - 50 DISMISSALS

	Player	Matches	Catches	Stumpings	Total
1	ML Shinnick	150	118	30	148
2	JK Bowe	60	68	2	70
3	CF Kempnich	170	64		64
4	AJ Watkinson	44	46	7	53

SUB DISTRICTS / WAREHOUSE BATTING - 1000 RUNS

	Player	Matches	Innings	Not Outs	100s	Best Score	Runs	Average
1	PF Lynch	245	287	28	-	92	4968	19.18
2	IB Dewar	97	122	20	2	128*	3654	35.82
3	WR Hamburger	92	113	18	3	151	2955	31.11
4	LA Dawes	132	168	24	1	101*	2931	20.35
5	MB Irwin	249	232	46	-	72*	2702	14.53
6	SD Farley	110	127	16	1	128	2453	22.10
7	PD Kent	119	160	23	-	126*	2324	16.96
8	CJ Sheehan	85	119	18	1	145	2223	22.01
9	AA Coolwell	71	94	9	3	111*	2155	25.35
10	AR Horgan	56	63	8	3	110*	1838	33.42
11	JK Bowe	52	69	7	1	182*	1829	29.50
12	CS Baldwin	75	82	13	-	99	1759	25.49
13	DW Moorhouse	175	206	28	-	77	1608	9.03
14	KG Tuite	205	201	45	-	50	1402	8.99
15	GM Currie	90	116	13	-	77*	1369	13.29
16	R Musumeci	75	100	10	-	81	1334	14.82
17	RH Jones	167	172	20	-	55	1314	8.64
18	PM Horgan	40	40	10	2	120*	1311	43.70
19	JE Boyd	91	104	14	-	63*	1220	13.56
20	DJ Mackie	161	141	29	-	62*	1212	10.82
21	J Voll	102	106	16	-	67*	1183	13.14
22	BW Rainbow	59	80	5	-	77	1144	15.25
23	SJ French	103	112	24	-	54*	1101	12.51
24	ML Harvey	48	60	3	-	150*	1020	17.89
25	ZT Pendergast	55	62	5	-	77	1005	17.63

SUB DISTRICTS / WAREHOUSE BOWLING - 100 WICKETS

	Player	Matches	Overs	Maidens	Runs	Wickets	Average
1	DJ Mackie	161	2107	515	5390	505	10.67
2	KIR McKay	273	1569	150	7422	349	21.27
3	JP Alexander	100	1113	224	3460	285	12.14
4	SD Farley	110	1341	355	3777	280	13.49
5	KG Tuite	205	1072	250	3250	240	13.54
6	IB Dewar	97	1203	342	2793	238	11.74
7	MB Irwin	249	863	164	2709	185	14.64
8	J Voll	102	769	175	2234	171	13.06
9	GJ Carlson	55	424	152	884	142	6.23
10	RH Jones	167	656	122	2096	139	15.08
11	AR Horgan	56	511	127	1333	120	11.11
12	DK Hickey	29	423	170	792	103	7.69
13	PD Stout	42	410	75	1267	100	12.67

SUB DISTRICTS / WAREHOUSE FIELDING - 50 DISMISSALS

	Player	Matches	Catches	Stumpings	Total
1	PD Kent	119	106	36	142
2	PF Lynch	245	118		118
3	KG Tuite	206	116		116
4	KT Tuite	107	96	18	114
5	MB Irwin	249	112		112
6	WR Hamburger	92	91	6	97
7	BW Rainbow	60	56	19	75
8	DW Moorhouse	175	70		70
9	RB Graham	44	53	11	64
10	JE Boyd	91	62	1	63
11	KIR McKay	273	62		62
12	DJ Mackie	145	61		61
	CJ Sheehan	85	60	1	61
14	LA Dawes	132	58		58
15	IB Dewar	97	57		57
16	JP Alexander	100	56		56
17	SD Farley	110	51		51

OVER 40's GRADE BATTING - 300 RUNS

	Player	Matches	Innings	Not Outs	100s	Best Score	Runs	Average
1	JM Stoddart	63	62	7	-	81	1285	23.36
2	PD Sherman	49	49	6	-	74	1151	26.77
3	LA Dawes	20	20	1	-	52	537	28.26
4	WG Chapman	33	33	7	-	68	516	19.85
5	DM Khan	14	14	5	-	64*	466	51.78
6	BC Marrinan	19	18	-	-	62	423	23.50
7	ST Janes	44	37	13	-	73*	386	16.08
8	AA Coolwell	17	15	5	-	47	366	36.60
9	SD Farley	28	22	3	-	41	345	18.16
10	GC Brown	8	8	-	-	95	340	42.50

OVER 40's GRADE BOWLING - 20 WICKETS

	Player	Matches	Overs	Maidens	Runs	Wickets	Average
1	ST Janes	44	196.4	24	910	47	19.36
2	SJ Gode	25	132.3	5	640	35	18.29
3	RJM Crawford	27	117.1	5	664	34	19.53
	MF Frame	35	183	13	877	34	25.79
5	PD Sherman	49	126.4	4	602	33	18.24
6	SD Farley	28	139	21	501	30	16.70
7	BM Dascombe	24	126.4	11	611	24	25.46
8	MA Gulliver	22	84.2	5	399	20	19.95
	AA Coolwell	17	103.5	9	432	20	21.60
	RV Towner	22	130	23	538	20	26.90

OVER 40's GRADE FIELDING - 10 DISMISSALS

	Player	Matches	Catches	Stumpings	Total
1	P Spence	52	28	4	32
2	JM Stoddart	63	18	-	18
3	PD Sherman	49	17	-	17
4	RA Cowles	30	9	5	14
5	MG Horswill	20	10	3	13
6	ST Janes	44	12	-	12
7	MF Frame	35	11	-	11
	WG Chapman	33	10	1	11
	AA Coolwell	17	11	-	11

UNDER 19 GRADE BATTING - 500 RUNS

	Player	Era	Matches	Innings	Not Outs	100s	Best Score	Runs	Average	Cat/St
1	SG Law	1984-88	15	17	5	4	202	1129	94.08	10
2	GI Foley	1983-87	21	23	5	2	156	909	50.50	7
3	ML Hayden	1988-91	14	14	2	4	130	736	61.33	14
4	DW Reeves	1990-93	11	11	2	1	119	631	70.11	4
5	MJ Nicol	2004-08	10	10	2	3	115*	614	76.75	4
6	GC Brown	1982-85	18	18	0	1	153	580	32.22	12/1

UNDER 19 GRADE BOWLING - 25 WICKETS

	Player	Era	Matches	Overs	Maidens	Runs	Wickets	Average	Cat/St
1	JE Bourke	1969-73	26	299	58	872	101	8.63	9
2	J Waldron	1983-87	17	278	70	774	36	21.50	4
3	ID Williamson	1984-88	15	269	59	856	33	25.94	8
4	DW Cottee	1981-85	23	186	45	524	29	18.07	9
5	GI Foley	1983-87	21	185	40	567	25	22.68	7
6	J Badenhorst	2006-09	12	84	13	329	25	13.16	6

UNDER 18 GRADE BATTING - 750 RUNS

	Player	Era	Matches	Innings	Not Outs	100s	Best Score	Runs	Average
1	WG Chapman	1963-65	32	46	3	2	136	1078	25.07
2	DE Barber	1953-57	43	60	12		91*	1063	22.15
3	MKW Holmberg	1978-83	41	52	3		82	1001	20.43
4	RD Heilbronn	1982-84	18	21	3	3	169	991	55.06
5	GJ Power	1970-74	33	42	4	2	157	963	25.34
6	PA Davis	1986-89	28	34	5		94	962	33.17
7	DW Cottee	1981-84	32	36	4	1	129	959	29.97
8	P Gibson	1966-69	33	45	3	1	102	959	22.83
9	NJ King	1957-60	32	34	10		91	893	37.21
10	DJ Greaves	1948-51	27	34	4	1	115*	830	27.67
11	BS Warlow	1954-58	34	47	6		74	824	20.1
12	A Hooper	1980-83	23	31	3	1	108	797	28.46
13	PC Chatman	1969-74	28	34	2	1	105*	787	24.59
	RP Easton	1950-53	20	30	2	1	114	787	28.11
15	T Long	1956-60	39	54	11		69*	764	17.77

UNDER 18 GRADE BOWLING - 75 WICKETS

	Player	Era	Matches	Overs	Maidens	Runs	Wickets	Average
1	ST Janes	1974-78	34	555	115	1663	156	10.66
2	BS Warlow	1954-58	34	309	45	1168	115	10.16
3	A Schmidt	1961-63	25	321	66	867	96	9.03
4	DW Langdon	1962-65	38	372	61	1326	95	13.96
5	DE Barber	1953-57	43	254	27	1095	91	12.03
6	NJ Barber	1953-56	28	257	23	868	90	9.64
7	J Herbert	1972-76	30	427	97	1260	90	14.00

UNDER 18 GRADE FIELDING - 30 DISMISSALS

	Player	Era	Matches	Catches	Stumpings	Total
1	RC Dempster	1955-58	34	18	30	48
2	S Forsyth	1981-84	32	41	4	45
3	BC Marrinan	1973-76	18	30	10	40
	SA Lakeland	1997-99	14	38	2	40
5	WG Chapman	1963-65	32	29	3	32
	R Mantell	1964-67	23	22	10	32
	GN Power	1970-74	21	29	3	32
	C Atkinson	1984-86	15	27	5	32
9	DE Barber	1953-57	43	30	1	31
	D Toye	1976-78	16	30	1	31
11	LMD Hill	1998-99	12	29	1	30



Our first side to play in a girls Taverners match.

UNDER 16/17/18 LORD'S TAVERNERS GRADE BATTING - 500 RUNS

	Player	Matches	Innings	Not Outs	100s	Best Score	Runs	Average
1	TG Irvine	18	21	4	7	210	1529	89.94
2	GT Chapman	20	24	4	-	128	1015	50.75
3	CE Fitzgerald	23	20	2	1	113	788	43.78
4	NM McGill	20	20	2	3	113	744	41.33
5	ON Lynch	15	14	3	2	126*	639	58.09
6	SA Somerville	17	21	3	1	172	604	33.56
7	JS Neill	14	13	2	2	105	514	46.73
8	SW Purvis	16	18	2	-	71	502	31.38

UNDER 16/17/18 LORD'S TAVERNERS GRADE BOWLING - 30 WICKETS

	Player	Matches	Overs	Maidens	Runs	Wickets	Average
1	CD Raimondi	17	287	72	750	49	15.31
2	DM Whyte	14	141	42	345	40	8.62
3	AH Barlow	15	265	66	688	40	17.20
4	JG Dellit	18	184	42	492	34	14.47
5	ST Wade	19	320	60	1014	32	31.69

UNDER 16/17/18 GRADE FIELDING - 20 DISMISSALS

	Player	Matches	Catches	Stumpings	Total
1	JD Street	17	29	2	31
2	DP McLachlan	16	25	5	30
3	LMD Hill	18	19	4	23
	DB Viney	14	23		23
5	ML Shinnick	16	9	12	21
	TJ Douglass	11	15	6	21

SCHOOLBOY (UNDER 15) GRADE BATTING

	Player	Era	Matches	Innings	Not Outs	Best Score	Runs	Average	Cat/St
1	G McEwan	1971-74	24	25	4	122	980	46.67	12
2	GN Power	1970-73	26	23	2	129	847	40.33	7
3	LT Bell	1964-68	16	23	5	113*	846	47.00	6
4	GR Kruger	1966-70	30	35	9	104	647	24.88	5
5	N Anderson	1957-59	21	30	2	78	588	21.00	7

SCHOOLBOY (UNDER 15) GRADE BOWLING

	Player	Era	Matches	Overs	Maidens	Runs	Wickets	Average	Cat/St
1	GR Kruger	1966-70	30	219	25	786	70	11.23	5
2	R Barber	1957-59	14	138	10	456	56	8.14	5

WOMEN'S BATTING

	Player	Era	Matches	Innings	Not Outs	Best Score	Runs	Average	Cat/St
1	VL Pickering	1993-03	90	94	23	114*	2676	37.69	2/21
2	MM Brandon	1993-17	93	94	13	156	2225	27.47	62/35
3	TE Brown	1998-03	46	51	6	143*	1969	43.76	16
4	KL Rich	1993-02	46	39	6	104*	1371	41.55	17
5	M Stephenson	1984-89	50	51	8	108	1213	28.2	16
6	J O'Brien	1983-89	50	55	15	98*	1113	27.83	13
7	SL Bow	1993-00	44	49	8	84	1099	26.8	22
8	CG Cross	1998-03	45	46	5	126*	1030	25.12	12/2

WOMEN'S BOWLING

	Player	Era	Matches	Overs	Maidens	Runs	Wickets	Average	Cat/St
1	D Huckstadt	1981-89	72	1133	433	1845	180	10.25	23
2	SL Bow	1993-00	44	642	145	1268	131	9.68	22
3	SE Woolway	1993-02	80	751	172	1910	108	17.69	27
5	VL Pickering	1993-03	90	479	104	1325	98	13.52	21/2
4	TE Brown	1998-03	46	467	89	1351	104	12.99	16
6	L Weller	1994-03	76	522	89	1706	92	18.54	23

BEST INDIVIDUAL PERFORMANCES

HIGHEST SCORE

First Grade	CF Morgan	258*	1904-05
First Grade – One Day Games	ML Hayden	167	2003-04
First Grade – Twenty 20 Games	LA Carseldine	86	2012-13
Second Grade	JT Harten	204*	1965-66
	MP DuPayne	204	1991-92
Third Grade	S Perkins	211	1982-83
Fourth Grade	MH Mossop	199	1936-37
Fifth Grade	DS Skirving	233*	1979-80
Sixth Grade:	MT Blackman	234*	2015-16
Sub Districts/Warehouse	JK Bowe	182*	2011-12
Over 40's Grade	CS Baldwin	98*	2008-09
Sunday T20 Legends	OS Gilchrist	95*	2012-13
Under 19 Grade	SG Law	202*	1986-87
Under 18 Grade	RD Heilbronn	169	1983-84
Under 16/17 L/T Grade	TG Irvine	210	1993-94
"Schoolboy" Grade	GN Power	129	1972-73
Women's Grades	MM Brandon	156	2000-01

HIGHEST AGGREGATE RUNS

First Grade	NJ Kruger	903	2005-06
First Grade - One Day Games	ML Hayden	409	1989-90
First Grade – T20	LA Carseldine	267	2012-13
Second Grade	GC Brown	743	1989-90
Third Grade	WG Chapman	905	1977-78
Fourth Grade	D Toye	746	1982-83
Fifth Grade	BJ Irwin	610	1993-94
Sixth Grade	ML Dudgeon	824	2011-12
Sub Districts/Warehouse	IB Dewar	759	2012-13
Over 40's Grade	JM Stoddart	188	2007-08
Sunday T20 Legends	OS Gilchrist	178	2015-16
Under 19 Grade	SG Law	444	1986-87
Under 18 Grade	GJ Power	656	1973-74
Under 16/17 L/T Grade	TG Irvine	1,054	1993-94
"Schoolboy" Grade	GN Power	536	1972-73
Women's Grades	TE Brown	656	1998-99

BEST BATTING AVERAGE

First Grade	R MacDonald	203.00	1898-99
First Grade - One Day Games	GI Foley	102.67	1989-90
First Grade – T20	AJ Gode	100.00	2017-18
Second Grade	TM Khan	85.75	1988-89
Third Grade	SA Martin	84.50	2003-04
Fourth Grade	M Gavril	80.50	1985-86
Fifth Grade	NJ Millard	81.00	2003-04
Sixth Grade	SA Edge	61.75	1994-95
Sub Districts/Warehouse	DJ Doak	57.67	1992-93
Over 40's Grade	JM Stoddart	71.00	2002-03
Sunday T20 Legends	JA Maddox	136.00	2014-15
Under 19 Grade	SG Law	222.00	1986-87
Under 18 Grade	RD Heilbronn	61.63	1983-84
Under 16/17 L/T Grade	TG Irvine	131.75	1993-94
"Schoolboy" Grade	GR Kruger	62.16	1969-70
Women's Grades	VL Pickering	78.17	1994-95

HIGHEST AGGREGATE WICKETS

First Grade	JW McLaren	73	1910-11
First Grade - One Day Games	CJ Lanagan	19	1996-97
	DR Turner	19	1997-98
First Grade – T20	MJ Petrie	9	2012-13
	JM Dsacombe	9	2017-18
Second Grade	A Hendy	62	1904-05
Third Grade	LS Jones	65	1955-56
Fourth Grade	G Crispe	100	1964-65
Fifth Grade	KR Rogers	51	1985-86
Sixth Grade	BJ Stinson	49	2011-12
Sub Districts/Warehouse	JP Alexander	62	2013-14
Over 40's Grade	SD Farley	9	2004-05
Sunday T20 Legends	AJ Brown	9	2014-15
Under 19 Grade	JE Bourke	42	1971-72
Under 18 Grade	ST Janes	68	1976-77
Under 16/17 L/T Grade	CD Raimondi	36	2001-02
"Schoolboy" Grade	R Barber	38	1958-59
Women's Grades	D Huckstadt	51	1983-84

BEST BOWLING AVERAGE

First Grade	JW McLaren	4.50	1912-13
First Grade - One Day Games	DR Turner	7.94	1997-98
First Grade – T20	LW Feldman	7.67	2012-13
Second Grade	VM Mylne	6.67	1932-33
Third Grade	SJ Ferguson	6.04	1946-47
Fourth Grade	DG Kirkman	5.48	1959-60
Fifth Grade	BJ Boyd	6.51	1999-00
Sixth Grade	DK Hickey	7.00	1993-94
Sub Districts/Warehouse	GJ Carlson	5.68	2015-16
Over 40's Grade	GC Brown	3.00	2010-11
Sunday T20 Legends	GC Brown	3.33	2017-18
Under 19 Grade	JE Bourke	5.78	1971-72
Under 18 Grade	GK McKenzie	7.18	1956-57
Under 16/17 L/T Grade	MKS Smith	10.05	1995-96
"Schoolboy" Grade	A Green	5.23	1961-62
Women's Grades	D Huckstadt	3.33	1985-86

MOST CATCHES

First Grade	BM Shinnick	39	1996-97
First Grade - One Day Games	PJ Drinnen	13	1989-90
First Grade – T20	LD Pfeffer	6	2016-17
Second Grade	PJ Irving	31	1989-90
	DP McLachlan	31	2016/17
Third Grade	MJ Collins	30	1974-75
Fourth Grade	LK Trotter	33	1964-65
Fifth Grade	PN Crouch	35	1994-95
Sixth Grade	RB Graham	20	2008-09
Sub Districts/Warehouse	WR Hamburger	31	1997-98
Over 40's Grade	P Spence	6	2001-02
Sunday T20 Legends	OS Gilchrist	6	2016-17
Under 19 Grade	BM Shinnick	11	1991-92
Under 18 Grade	SA Lakeland	34	1997-98
Under 16/17 L/T Grade	JD Street	27	1998-99
"Schoolboy" Grade	P Dunlop	10	1973-74
Women's Grades	T Kavanagh	13	1985-86

MOST STUMPINGS

First Grade	RD Pyke	13	1904-05
First Grade - One Day Games	PW Anderson	4	1984-85
	PJ Drinnen	4	1991-92
First Grade – T20	AA Lockhart-Krause	2	2007-18
Second Grade	W Duncan	14	1931-32
Third Grade	PW Nilon	14	1954-55
Fourth Grade	RA Potter	9	1934-35
	RA Cowles	9	1983-84
	E Lamke	9	1985-86
Fifth Grade	M Denholm	16	1982-83
Sixth Grade	PC Owen	7	1992-93
Sub Districts/Warehouse	PD Kent	9	1999-00, 02-03, 04-05
Over 40's Grade	RA Cowles	2	2002-03
	P Spence	2	2005-06
	MG Horswill	2	2016-17
Sunday T20 Legends	OS Gilchrist	5	2014-15
Under 19 Grade	MJ Collins	2	1973-74
	MD Norris	2	1988-89
	GW Mitchell	2	1990-91
	AJ Watkinson	2	1996-97
Under 18 Grade	RC Dempster	14	1955-56
Under 16/17 L/T Grade	ML Shinnick	7	1992-93
"Schoolboy" Grade	K Marr	15	1958-59
Women's Grades	JA Bradley	8	2016-17

HIGHEST TEAM SCORES

First Grade	9/490	1994-95
First Grade – One Day Games	5/367	2002-03
First Grade – Twenty 20 Games	5/184	2013-14
Second Grade	460	1990-91
Third Grade	443	1986-87
Fourth Grade	551	2006-07
Fifth Grade	9/574	1991-92
Sixth Grade	6/508	1992-93
Sub Districts/Warehouse	8/442	2002-03
Over 40's Grade	3/266	2013-14
Sunday T20 Legends	1/189	2013-14
Under 19 Grade	6/542	1984-85
Under 18 Grade	427	1989-90
Under 16/17 L/T Grade	4/526	1993-94
"Schoolboy" Grade	249	1972-73
Women's Grades	9/404	1994-95

HIGHEST PARTNERSHIPS

(Partnerships of over 50 only in Premiership & Championship Matches unless noted otherwise*)

FIRST GRADE

1st Wicket	RM Levy & LPD O'Connor	282*	1931-32
2nd Wicket	ML Hayden & AJ Brown	272	1991-92
3rd Wicket	ML Hayden & AB Henschell	249	1992-93
4th Wicket	ML Hayden & LA Carseldine	314	1994-95
5th Wicket	AB Mossop & LPD O'Connor	284	1930-31
6th Wicket	JT Harten & DE Wise	174	1947-48
7th Wicket	CF Morgan & RW Eve	278*	1904-05
8th Wicket	RF Whiting & NT McMahon	109	1948-49
9th Wicket	LA Carseldine & MJ Petrie	134	2011-12
10th Wicket	JD Wildermuth & MJ Petrie	97	2012-13

FIRST GRADE ONE DAY COMPETITION MATCHES*

1st Wicket	TG Irvine & NJ Kruger	181	2006-07
2nd Wicket	ML Hayden & LA Carseldine	198	2003-04
3rd Wicket	KC Wessells & AB Henschell	200	1983-84
4th Wicket	SG Law & MC Ephraims	154	1987-88
5th Wicket	AN Brown & PW Anderson	131*	1985-86
6th Wicket	AA Lockhart-Krause & LD Pfeffer	111	2014-15
7th Wicket	TG Irvine & LA Carseldine	167	2001-02
8th Wicket	AK Dudgeon & MC Bragg	103	2004-05
9th Wicket	JM Walker & PT McPhee	61	1987-88
10th Wicket	DR Turner & JH Dawes	54	2002-03

FIRST GRADE TWENTY 20 COMPETITION MATCHES*

1st Wicket	AJ Gode & JT Spargo	101	2011-12
2nd Wicket	NJ Kruger & GC Brown	85	2007-08
3rd Wicket	AJ Gode & JD Wildermuth	73	2013-14
4th Wicket	LA Carseldine & JD Wildermuth	93	2013-14
5th Wicket	AJ Gode & AA Lockhart-Krause	70	2014-15
6th Wicket	AA Lockhart-Krause & SS Kabel	46*	2013-14
7th Wicket	LD Pfeffer & MR Spargo	36*	2013-14
8th Wicket	JG Dellit & AJ Gode	36*	2007-08
9th Wicket	LW Feldman & J Badenhorst	24	2009-10
10th Wicket	LJ Bartholomew & LW Feldman	35*	2009-10

SECOND GRADE

1st Wicket	AJ Brown & PJ Irving	198	1991-92
2nd Wicket	AK Dudgeon & JD Timmins	213	1994-95
3rd Wicket	LN Hegvold & KL Biggs	212	1964-65
4th Wicket	RP Easton & D Magee	325	1969-70
5th Wicket	JG Dellit & AR Forbes	177	2002-03
6th Wicket	S Hancock & MPW Jeh	176	1988-89
7th Wicket	WJ Grienke & DR Waddell	152	1961-62
8th Wicket	JT Harten & WG Chapman	148	1965-66
9th Wicket	MP DuPayne & PL Symonds	216	1991-92
10th Wicket	AJ Gode & CA Proudlove	197	2007-08

THIRD GRADE

1st Wicket	GT Chapman & C Simpson	246	1994-95
2nd Wicket	AJ Brown & RF Shaw	216	2004-05
3rd Wicket	WG Chapman & N McAuliffe	266	1977-78
4th Wicket	OS Gilchrist & GO Jones	247	2001-02
5th Wicket	PD Sherman & GW Mitchell	200	1991-92
6th Wicket	DM Khan & JD Street	174*	2000-01
7th Wicket	S Aitken & M Gordon	152	1986-87
8th Wicket	CR Leggat & T Drummond	145	1973-74
9th Wicket	BM Shinnick & PE Lewis	93	1991-92
10th Wicket	R Hough & RV Salmon	97	1936-37

FOURTH GRADE

1st Wicket	D Sinnamon & R Logan	256	1963-64
2nd Wicket	MJ Nicol & SD Grummitt	202	2005-06
3rd Wicket	WJ Bramley & RL McKenna	209	1995-96
4th Wicket	BN Quinn & PG Halpin	168	1978-79
5th Wicket	MA Wise & J Meldrum	177	1972-73
6th Wicket	AR Anderson & J Stevenson	169	1974-75
7th Wicket	JM Stoddart & IB Dewar	121	1995-96
8th Wicket	MT Jones & AC Lynch	113	2014-15
9th Wicket	DG Larke & HG Whyte	155*	2016-17
10th Wicket	PD Sherman & PM Amos	96	1990-91

FIFTH GRADE

1st Wicket	TJ Tummon & JB Neill	222	1999-00
2nd Wicket	SA Edge & LA Dawes	216	1992-93
3rd Wicket	JS Neill & RJA Donker	217	2013-14
4th Wicket	MJ Dearness & DS McMillan	223	2010-11
5th Wicket	NM Francis & JM Francis	226	2013-14
6th Wicket	T Hicks & T Brown	213	1987-88
7th Wicket	DJ Cross & D Lumb	133	1981-82
8th Wicket	KR Rogers & J Voll	197	1991-92
9th Wicket	M Stegman & I Smith	120	1980-81
10th Wicket	CI Weatherley & LR Warner	118*	1998-99

SIXTH GRADE

1st Wicket	WR Hawkins & TA Kimball	182	1996-97
2nd Wicket	AJ Raven & R Oswald	230	1992-93
3rd Wicket	MT Blackman & KE Bailey	353*	2015-16
4th Wicket	DG Larke & HG Whyte	153	2016-17
5th Wicket	DC Souter & MJ Ogilvie	148	1992-93
6th Wicket	GB Minns & D Russell	111	1992-93
7th Wicket	MG McFadden & SDL Smith	155	2008-09
8th Wicket	MT Richardson & SJ French	63	1993-94
9th Wicket	CJ Arnold & HJ Thompson	99	2012-13
10th Wicket	DJ Condon & MD Cook	106*	1996-97

SUB DISTRICTS / WAREHOUSE

1st Wicket	PD Kent & GM Currie	227*	1991-92
2nd Wicket	R Knights & GN Fitzpatrick	192	1977-78
3rd Wicket	PM Horgan & BA Pendergast	231*	2016-17
4th Wicket	JK Bowe & RB Graham	169	2008-09
5th Wicket	JK Bowe & JE Boyd	219*	2011-12
6th Wicket	IB Dewar & SD Farley	179	2002-03
7th Wicket	AA Coolwell & DJE Sulzer	191	2011-12
	SD Fleming & SR Niven	191	2012-13
8th Wicket	DW Moorhouse & JE Boyd	130	2015-16
9th Wicket	JW Durkin & JM Durkin	96	2016-17
10th Wicket	JM Durkin & AD Brien	82	2016-17

OVER 40's GRADE

1st Wicket	JM Stoddart & WG Chapman	152	2007-08
2nd Wicket	JM Stoddart & PD Sherman	102	2009-10
3rd Wicket	JM Stoddart & SD Farley	148	2004-05
4th Wicket	WR Hamburger & WG Chapman	78*	2009-10
5th Wicket	WG Chapman & AA Coolwell	64	2004-05
6th Wicket	ST Janes & LL Poustie	97	2006-07
7th Wicket	RH Jones & PR Fryer	40*	2001-02
8th Wicket	P Spence & PE Lewis	44	2008-09
9th Wicket	P Spence & S Brandon	38	2009-10
10th Wicket	SW Brandon & MF Frame	35	2010-11

LEGENDS T20 GRADE

1st Wicket	SG Law & BM Shinnick	70	2017-18
2nd Wicket	OS Gilchrist & AK Dudgeon	173*	2013-14
3rd Wicket	MC Bragg & JA Maddox	59	2012-13
4th Wicket	OS Gilchrist & AK Dudgeon	127*	2015-16
5th Wicket	MP Du Payne & DW Cottee	66*	2017-18
6th Wicket	GW Mitchell & MP Du Payne	42	2013-14
7th Wicket	DR Turner & GC Brown	114*	2012-13
8th Wicket	CJ Lanagan & JA Maddox	28	2015-16
9th Wicket	DR Turner & AA Coolwell	28	2012-13
10th Wicket	RAJ Anderson & DR Turner	6	2013-14

UNDER 19 GRADE

1st Wicket	BA Morgan & LD Pfeffer	203*	2008-09
2nd Wicket	ML Hayden & B Kincade	135	1990-91
3rd Wicket	SG Law & DG Walker	151	1985-86
4th Wicket	SG Law & GC Brown	162	1984-85
5th Wicket	M Denholm & DM Khan	103	1985-86
	MP Wade & T Anderson	103	1993-94
	TG Irvine & MT Richardson	103	1995-96
6th Wicket	TG Irvine & TC Scott	124	1995-96
7th Wicket	JM Stoddart & A Kerr	77	1981-82
8th Wicket	T Wolski & SD Moran	94	1993-94
9th Wicket			
10th Wicket	K Bedford & RJ Toovey	61	1971-72

UNDER 18 GRADE

1st Wicket	WG Chapman & GJ Saxby	184	1964-65
2nd Wicket	BC Marrinan & GD Harvey	176	1974-75
3rd Wicket	GW Mitchell & T Knox	241	1989-90
4th Wicket	A Milosevic & T Knox	159	1989-90
5th Wicket	M Griffen & P Gibson	164	1968-69
6th Wicket	PA Davis & MP DuPayne	140	1987-88
7th Wicket	DS Cuddihy & BM Shinnick	104	1990-91
8th Wicket	RD Heilbronn & J Waldron	115	1982-83
	BA Clarke & T Rynders	115*	2003-04
9th Wicket	A Gibson & D Hobson	122	1966-67
10th Wicket	KLM Harvey & AR Townsley	71	1999-00

UNDER 16/17/18 LORD'S TAVERNERS GRADE

1st Wicket	GT Chapman & MA Baker	162	1993-94
2nd Wicket	TG Irvine & SP Myers	221	1993-94
3rd Wicket	TG Irvine & MLShinnick	170	1992-93
4th Wicket	GT Chapman & M Hedditch	150	1993-94
5th Wicket	JS Neill & HC McNeilly	153	2013-14
6th Wicket	JD Wildermuth & TF Whip	266	2010-11
7th Wicket	TJ Frisby & BA Clarke	203	2002-03
8th Wicket	TJ Frisby & SJ Cotter	63	2002-03
9th Wicket	LG Peterson & HP Wilmington	103*	2014-15
10th Wicket	DF Butt & AA Marriott	72	1997-98

SCHOOLBOY (UNDER 15) GRADE

1st Wicket	T Drummond & GJ Power	135	1970-71
2nd Wicket	G McEwan & GD Harvey	117	1973-74
3rd Wicket	G McEwan & T Osborne	116	1973-74
4th Wicket	R Brown & A Schmidt	180	1958-59
5th Wicket	J Barker & D McKie	112	1970-71
6th Wicket	LT Bell & R Lavery	115	1966-67
7th Wicket	GN Power & M Dall	84	1971-72
8th Wicket			
9th Wicket			
10th Wicket	LT Bell & M Porter	57	1966-67

WOMEN'S GRADES

1st Wicket	TE Brown & MM Brandon	286	1998-99
2nd Wicket	J O'Brien & M Stephenson	178	1985-86
3rd Wicket	VL Pickering & KL Rich	187	1994-95
4th Wicket	TE Brown & G Hall	149	1998-99
5th Wicket	CR Knott & JA Bradley	157	2017-18
6th Wicket	VL Pickering & G Hall	185	1996-97
7th Wicket	A Van Eyk & MA O'Connell	58	1985-86
8th Wicket	FH Tiel & T Campbell	50	1983-84
9th Wicket			
10th Wicket			

PJ FRAWLEY MEMORIAL SHIELD

Highest Batting Partnership Recorded Each Season by Valley Players in Q.C.A. Fixture Matches from 1949-50 to 1960-61

Season	Players	Grade	Wicket	Runs
1949-50	DJ Greaves & E Cairns	Intermediate	Fifth	140
1950-51	R Jones & RR Shackleton	Intermediate	Third	124
1951-52	RP Easton & A McGill	Intermediate	Third	129
1952-53	JT Harten & RD Haupt	A	Second	135
1953-54	GB Nilsson & JK Bell	Intermediate	First	173
1954-55	JT Harten & DF Simpson	A	Third	128
1955-56	JG Collings & DR Grimwade	Reserve	Sixth	126
1956-57	JT Harten & CR Hossack	A	Fifth	135
1957-58	RD Haupt & BG Gibbs	Reserve	Third	196
1958-59	R Brown & A Schmidt	Schoolboy	Fourth	180*
1959-60	NJ King & L Hauritz	Intermediate	Second	111
1960-61	JT Harten & GM Egan	A	Third	188



Tilly Paul with Brett Neill.



Mia Ryan with Brett Neill.

CR THORNE MEMORIAL SHIELD

Highest Batting Partnership Recorded Each Season by Valley Players in Q.C.A. Fixture Matches from 1961-62

Season	Players	Grade	Wicket	Runs
1961-62	WJ Grienke & DR Waddell	Reserve	Seventh	153
1962-63	WE Nolan & DG Kirkman	B	Fifth	127
1963-64	D Sinnamon & R Logan	C	First	256
1964-65	KL Biggs & LN Hegvold	Reserve	Third	212
1965-66	D Crane & TM Gannon	Reserve	Third	174
1966-67	JT Harten & ND Campbell	Reserve	Sixth	129
1967-68	JL Harten & KM Gunn	B	Second	123
1968-69	BR Leggat & SR Muspratt	B	Fourth	172
1969-70	RP Easton & D Magee	Reserve	Fourth	325
1970-71	WG Chapman & M Griffen	Reserve	Third	148
	CS Lane & D Magee	Reserve	Third	148
1971-72	R Hall & LT Bell	B	Fourth	198
1972-73	J Meldrum & MA Wise	C	Fifth	177
1973-74	CS Lane & T Sims	Reserve	Second	145
	CR Leggat & T Drummond	B	Eighth	145
1974-75	BC Marrinan & GD Harvey	Intermediate	Second	176
1975-76	G Waters & DS Skirving	B	Fourth	159
1976-77	KE Dudgeon & GJ Madders	A	Fourth	137
1977-78	WG Chapman & N McAuliffe	B	Third	266
1978-79	GM Egan & MA Wise	Second	Fourth	228
1979-80	DS Skirving & LA Dawes	Fifth (1)	Fourth	207
1980-81	C New & D Lee	Fifth (2)	First	164
1981-82	KC Wessels & GJ Madders	First	First	177
1982-83	AN Brown & TM Khan	First	Second	219
1983-84	D Toye & S Meredith	Third (1)	First	232
1984-85	AB Henschell & JF Welsh	First	Second	212
1985-86	AB Henschell & KC Wessels	First	Fourth	174
1986-87	M Gordon & LA Dawes	Fourth	Third	201
1987-88	PL Graham & BN Quinn	Second (1)	Fourth	216
1988-89	WG Chapman & W Leader	Fourth	Third	196
1989-90	GW Mitchell & T Knox	Under 18	Third	241
1990-91	SG Law & ML Hayden	First	Second	271
1991-92	ML Hayden & AJ Brown	First	Second	272
1992-93	ML Hayden & AB Henschell	First	Third	249
1993-94	TG Irvine & SP Myers	Under 16	Second	221
1994-95	ML Hayden & LA Carseldine	First	Fourth	314
1995-96	WJ Bramley & RL McKenna	Fourth	Third	209
1996-97	ML Hayden & LA Carseldine	First	Second	233
1997-98	AR Forbes & WJ Bramley	Third (1)	Third	198
1998-99	TE Brown & MM Br&on	Women's 1st	First	286
1999-00	TJ Tummon & JB Neill	Fifth (1)	First	222
2000-01	JB Neill & AK Dudgeon	Third	Third	213
2001-02	OS Gilchrist & GO Jones	Third	Fourth	247
2002-03	OS Gilchrist & BM Shinnick	First	Fifth	279
2003-04	AJ Brown & TC Scott	Second	First	169
2004-05	AJ Brown & RF Shaw	Third (2)	Second	216
2005-06	NJ Kruger & MC Bragg	First	Fourth	216
2006-07	AK Dudgeon & JG Dellit	Second	Third	198
2007-08	NJ Kruger & LA Carseldine	First	Second	239
2008-09	BA Morgan & L Pfeffer	Under 19	First	203*
2009-10	MA Macionis & JP Alexander	Sub Dist C5	Third	180
2010-11	JD Wildermuth & TF Whip	Under 18 L/T	Sixth	266
2011-12	JK Bowe & JE Boyd	Sub Dist C2	Fifth	219*
2012-13	AJ Gode & JT Spargo	First	Third	232
2013-14	NM & JM Francis	Fifth	Fifth	226
2014-15	MJE Wing & JS Neill	Second	Second	207
2015-16	MT Blackman & KE Bailey	Sixth (1)	Third	353*
2016-17	PM Horgan & BA Pendergast	Sub Dist B3	Third	231*
2017-18	LD Pfeffer & JH Beath	First	Third	194

OUTSTANDING BATTING ACHIEVEMENTS

CENTURY IN EACH INNINGS OF A MATCH

	Player	Scores	Season	Grade	Opposition
1	AJ Brown	119 / 132	1991-92	First (day 2) / Second (day 1)	Sandgate-Redcliffe
2	JD Connolly	121 & 105	1969-70	Third	Balmoral/Wynnum

1,000 RUNS OR MORE IN A SEASON

	Player	Season	Total Runs	Grade	Runs
1	ML Hayden	1989-90	1 418	First	187
				First (One Day)	409
				Second	387
				Under 19	435
2	TG Irvine	1993-94	1 250	Third	196
				Under 16	1 054
3	AB Henschell	1992-93	1 002	First	705
				First (One Day)	297

SCORES OF 150 AND OVER

(excluding First Grade which are listed in the FIRST GRADE CENTURY SCORERS list)

	Player	Grade	Score	Season	Opposition
1	MT Blackman	6th	234*	2016-17	Western Suburbs
2	Skirving DS	5th	233*	1979/80	South Brisbane
3	Jennings GD	5th	228*	1997/98	East-Redlands
4	Perkins S	3rd	211	1982/83	University of Queensland
5	Irvine TG	Taverners	210	1993/94	South Brisbane
6	Chapman WG	3rd	207*	1977/78	Sandgate-Redcliffe
	Heilbronn RD	5th	207*	1982/83	Toombul
8	Harten JT	2nd	204*	1965/66	Eastern Suburbs
	Robinson JE	6th	204*	2007/08	Toombul
10	Du Payne MP	2nd	204	1991/92	Western Suburbs
11	Graham PL	2nd	200*	1987/88	Valley
12	Mossop MH	4th	199	1936/37	Eastern Suburbs
13	Thompson AWC	Sub-Districts	197	2010/11	Wellington Point
14	Dudgeon AK	5th	196	1990/91	University of Queensland
15	Easton RP	2nd	195	1969/70	Sandgate-Redcliffe
16	Francis NM	5th	195	2013/14	Redlands
17	Hunter SA	5th	189*	1995/96	University of Queensland
18	McKenna RL	4th	186	1995/96	Western Suburbs
19	Matthews CM	4th	184	2001/02	East-Redlands
20	Bowe JK	Sub-Districts	182*	2011/12	Taringa
21	Timmins JD	2nd	182	1994/95	Western Suburbs
	Dudgeon AK	2nd	182	2006/07	University of Queensland
23	Shaw RF	3rd	180	2004/05	South Brisbane
24	Dodson TL	3rd	179*	1997/98	Northern Suburbs
25	Ross TG	2nd	179	1904/05	Woolloongabba
	Acton GB	4th	179	1989/90	Western Suburbs
27	Irwin BJ	5th	178	1990/91	Sandgate-Redcliffe
28	Power GN	3rd	176*	1980/81	University of Queensland
29	Welsh JF	5th	176	1988/89	Northern Suburbs
	Gilchrist OS	2nd	176	2005/06	Western Suburbs
31	Smith JK	2nd	175*	1937/38	Western Suburbs
32	Anderson T	Sub-Districts	174*	1992/93	Nundah United
33	Hauritz L	Sub-Districts	174	1934/35	
	McMillan DS	5th	174	2010/11	Sandgate-Redcliffe
35	Haskings HJ	3rd	173	1938/39	Western Suburbs
	Ephraims CM	3rd	173	1989/90	Western Suburbs
	Irvine TG	Taverners	173	1992/93	Eastern Suburbs
38	Somerville SA	Taverners	172	2006/07	Toombul
39	Acton GB	2nd	169*	1992/93	University of Queensland
40	Lee D	5th	169	1980/81	Eastern Suburbs
	Heilbronn RD	Under 18	169	1983/84	South Brisbane
	Hicks T	5th	169	1987/88	Eastern Suburbs
	Neill JB	2nd	169	2002/03	Sunshine Coast
44	Dudgeon ML	6th	168	2011/12	Toombul
45	Walthall EC	2nd	167*	1928/29	Toombul-Sandgate
46	Kruger NJ	4th	167	2012/13	Northern Suburbs

	Player	Grade	Score	Season	Opposition
47	Morgan BA Farmer N	2nd Sub-Districts	166 166	2011/12 2013/14	Toombul Redlands
49	Brown GC Acton GB	3rd 4th	164 164	1983/84 1998/99	Sandgate-Redcliffe Sandgate-Redcliffe
51	Williams K	Sub-Districts	163*	1989/90	Brisbane Hospitals
52	Hancock SD Kimball TA Shaw RF	2nd 6th 3rd	161 161 161	1988/89 1996/97 2004/05	Sandgate-Redcliffe Wynnum-Manly Wynnum-Manly
55	Toye D	4th	160*	1982/83	Northern Suburbs
56	Whittlesea R	Sub-Districts	159*	1990/91	Everton Districts
57	Holmberg MKW	4th	158	1991/92	Western Suburbs
58	Power GJ Davis PA Oswald R Myers SP	Under 18 2nd 6th Taverners	157 157 157 157	1973/74 1990/91 1992/93 1993/94	Sandgate-Redcliffe Gold Coast Toombul South Brisbane
62	Irving PJ Kimball TA Jennings GD	2nd 5th 4th	156 156 156	1991/92 2000/01 2006/07	Wynnum-Manly Sandgate-Redcliffe Sandgate-Redcliffe
65	Donker RJA	5th	155*	2013/14	Northern Suburbs
66	Irvine TG McFadden MG	Taverners 5th	155 155	1993/94 2002/03	Sunshine Coast Sandgate-Redcliffe
68	Whybird PD Nicol MJ Jennings GD	4th 4th 5th	154 154 154	1990/91 2005/06 2009/10	South Brisbane South Brisbane Sandgate-Redcliffe
71	Holmes LA Watkinson AJ	4th 6th	153 153	2002/03 2009/10	South Brisbane Sandgate-Redcliffe
73	Dodson TL	3rd	152*	1994/95	University of Queensland
74	Jennings BR Griggs BA	3rd Sub-Districts	151* 151*	1983/84 1999/00	Western Suburbs Stafford
76	Haupt RD Hamburger WR Irvine TG Bell GW	2nd Sub-Districts 2nd 6th	151 151 151 151	1957/58 2001/02 2007/08 2012/13	Toombul-Sandgate Bayside Muddies University of Queensland Wynnum-Manly
80	Wood MD Lockhart-Krause AA	4th 3rd	150* 150*	1985/86 2004/05	Wynnum-Manly Western Suburbs
82	Sherman PD Harvey ML	4th Sub-Districts	150 150	1995/96 2001/02	Sandgate-Redcliffe Ashgrove

OUTSTANDING BOWLING ACHIEVEMENTS

1937-38	Third Grade dismissed Toombul/Sandgate for 9 (A Landry 4/5, B Thomas 3/4)
1972-73	Schoolboy Grade dismissed Sandgate-Redcliffe for 7 (GN Power 7/1, J Herbert 3/6)

100 WICKETS IN A SEASON

	Player	Wickets	Season	Grade
1	G Crispe	100	1964-65	Fourth

10 WICKETS IN AN INNINGS

	Player	Figures	Season	Grade	Opposition
1	JH Dawes	10/18	1988-89	First	Beenleigh/Logan
2	VR Gray	10/63	1933-34	Second	University
3	NJO McDermott	10/70	1924-25	Fourth	West's

9 WICKETS IN AN INNINGS

	Player	Figures	Season	Grade	Opposition
1	AL Duncan	9/6	1958-59	Third	Toombul/Sandgate 1
2	SW Ayres	9/14	1914-15	First	Goodna
3	AL Duncan	9/23	1958-59	Second	West's
4	J Voll	9/24	1999-00	B2 Sub Districts	Bayside Muddies
5	WE Nolan	9/27	1957-58	Third	West's
6	JW McLaren	9/34	1907-08	First	South Brisbane
7	DG Larke	9/35	2017-18	Fourth	Western Suburbs
8	W Armstrong	9/74	1933-34	Second	Norths

8 WICKETS IN AN INNINGS

	Player	Figures	Season	Grade	Opposition
1	GF Martin	8/3	1995-96	Fourth	Souths
2	GN Fitzpatrick	8/7	1972-73	Fourth	Sandgate-Redcliffe
3	RAJ Anderson	8/9	1988-89	Under 18	Easts
	A Green	8/9	1961-62	Schoolboy	Wests
5	ND Campbell	8/10	1949-50	Third	Valley (1)
6	N Power	8/12	1970-71	Third	Balmoral-Wynnum
7	M Retchless	8/13	1957-58	Under 18	Toombul
	G Taggart	8/13	1973-74	Under 18	Balmoral-Wynnum
9	AL Duncan	8/14	1955-56	Fourth	Easts-Balmoral
	DK Hickey	8/14	1993-94	Sixth	Norths
11	T Byrne	8/16	1901-02	First	Woolloongabba
	JR Taylor	8/16	1961-62	Second	Toombul
13	RR Shackleton	8/17	1962-63	Fourth	Balmoral-Wynnum
	GB Manthorpe	8/17	1966-67	Under 18	Balmoral-Wynnum
15	D Huckstadt	8/18	1985-86	Women's B	N/R
16	WF Kenny	8/21	1902-03	First	Woolloongabba
	A Hurwood	8/21	1928/29	1st	Wests
18	JW McLaren	8/22	1913-14	First	University
	GE Baldwin	8/22	1974-75	Third	Easts
	JE Bourke	8/22	1971-72	Under 19	Souths
	A Simcox	8/22	1980-81	Fifth (1)	Wests
22	M Moschella	8/25	1982-83	Fifth	Wests
23	MJ Tucker	8/26	2002-03	Fourth (2)	Sandgate-Redcliffe
24	MJ Tucker	8/27	2002-03	Fourth (2)	University
25	FA Vidler	8/30	1958-59	First	Souths
	NT McMahon	8/30	1959-60	Second	Easts
27	DW Langdon	8/31	1965-66	Third	Toombul
28	G Blazak	8/32	1978-79	Fourth	University 1
29	CJ Lanagan	8/33	2001-02	First	Toombul
	JE Punched	8/33	1958-59	Fourth	Colts
	WJH Mahoney	8/33	1963-64	First	Sandgate-Redcliffe
	R Lavery	8/33	1963-64	Schoolboy	Balmoral-Wynnum
33	DR Turner	8/34	2006-07	First	Toombul
	A Skillbeck	8/34	1965-66	Fourth	Sandgate-Redcliffe
35	SW Ayres	8/35	1912/13	First	Toombul
	DR Turner	8/35	1997-98	First	Easts-Redlands
	ST Janes	8/35	1978-79	Third	Wynnum-Manly
	B J Boyd	8/35	2004-05	Fourth (1)	Souths
39	LN Quelch	8/36	1960-61	Second	Toombul
40	LA Carseldine	8/37	2001-02	First	Wests
41	TE Brown	8/39	2001-02	Women's	Wynnum-Manly
42	H Budge	8/40	1949-50	Third	Easts
	MP DuPayne	8/40	1987-88	Under 17	Wests
	CD Raimondi	8/40	2001-02	Under 16	Toombul
	C Bruce	8/40	2001-02	C1 Sub Dist	Springwood
46	RL Wallace	8/41	1975-76	First	Wynnum-Manly
	CA Trindall	8/41	2004-05	Third (2)	University
48	PC Carew	8/42	1989-90	First	Easts
	G Blazak	8/42	1969-70	Third	Toombul
50	BRD O' Connor	8/43	1933/34	First	Colts
	MB Irwin	8/43	1981-82	Fourth	Toombul
52	AC Petrie	8/44	1963-64	Third	Toombul
	AC Petrie	8/44	1956-57	Fourth	Norths
	AR Horgan	8/44	2013-14	C2 Sub Dist	Springwood
55	AC Petrie	8/45	1956-57	Fourth	Norths
56	TW Marr	8/47	1953-54	Under 18	Toombul
57	CJ Cooke	8/48	1971-72	First	Norths
	PT McPhee	8/48	1985-86	First	Easts
	RD Haupt	8/48	1963-64	Second	Sandgate-Redcliffe
	G Taggart	8/48	1977-78	B2 Whouse	St Patricks
61	T Byrne	8/49	1902/03	First	North Brisbane
	DG Kilgour	8/49	2000-01	Fifth (1)	Norths
63	PD Kent	8/50	1992-93	Sixth	Toombul
64	ST Janes	8/51	1992-93	Sixth	Wynnum-Manly
65	CJ Lanagan	8/52	1997-98	Second	Beenleigh Logan
66	SW Ayres	8/53	1914-15	First	Nundah
	AC Growder	8/53	1931-32	Second	N/R
68	JW McLaren	8/54	1909/10	First (1)	Oxley
	MJ Ogilvie	8/54	1998-99	Third	Sandgate-Redcliffe
	AT Thorpe	8/54	1945-46	Fourth	Norths
71	LJ Power	8/57	1947-48	Second	Toombul
72	J Johnston	8/60	1931-32	Second	N/R
	SC Barlow	8/60	1999-00	Fourth (2)	Norths
74	AJ Gode	8/61	2013-14	First	Sandgate-Redcliffe
75	FA Vidler	8/62	1954-55	First	Toombul
	AH New	8/62	1952-53	Fourth	Souths
77	SE Jones	8/65	2002-03	Fourth(1)	Wynnum-Manly
78	MF Francke	8/66	1970-71	First	Colts
79	DJ Mackie	8/69	2006-07	A3 Sub Dist	Indooroopilly
80	T Byrne	8/72	1902/03	First	Woolloongabba
	KR Rogers	8/72	1992-93	Fifth	Wynnum-Manly
82	GH Niblett	8/73	1950-51	First	Wests
83	G Byrnes	8/78	1961-62	Fourth	Easts 1
84	CF Kempnich	8/83	1991-92	Fourth	Sandgate-Redcliffe
85	SD Powell	8/85	2010-11	Second	Wests
86	TJ Hall	8/101	2012-13	Second	Sandgate-Redcliffe
87	PJ Crannitch	8/ N/R	1939-40	Fourth	N/R

TWO HAT TRICKS IN ONE INNINGS

	Player	Figures	Season	Grade	Opposition
1	M Retchless	8/13	1957-58	Under 18	Toombul

DOUBLE HAT TRICKS (4 Wickets in 4 Balls)

	Player	Season	Grade	Opposition
1	C Hoy	1951-52	Second	Toombul/Sandgate

HAT TRICKS

	Player	Season	Grade	Opposition
1	V Macdonald	1899-00	First	Nundah
2	T Byrne	1902-03	First	Toombul-Nundah
3	AV Valley	1905-06	First	Oxley
4	JW McLaren	1906-07	First	Oxley
5	SW Ayres	1911-12	First	Toombul
6	A Hurwood	1922-23	First	N/R
7	J Stafford	1926-27	First	QCA Colts
8	A Hurwood	1930-31	First	Toombul
9	M O'Connell	1934-35	Third	Norths
10	D Johnston	1935-36	Second	Norths
11	SJ Ferguson	1937-38	Second	Toombul-Sandgate
12	WE Nolan	1938-39	Fourth	Toombul
13	EI Maguire	1939-40	Third	N/R
14	N Simpson	1946-47	Second	University
15	ND Campbell	1949-50	Third	Valley (1)
16	JD Spain	1949-50	Third	East-Balmoral
17	M O'Shea	1953-54	Fourth	N/R
18	BS Warlow	1955-56	Under 18	N/R
19	BS Warlow	1955-56	Under 18	N/R
20	AL Duncan	1955-56	Fourth	N/R
21	AJ T Bailey	1956-57	First	Wests
22	RL Barber	1957-58	Schoolboy	N/R
23	AL Duncan	1959-60	Second	N/R
24	JT Oliphant	1959-60	Schoolboy	N/R
25	BR Freeman	1963-64	Second	Souths
26	L Groves	1964-65	Under 18	Balmoral-Wynnum
27	A Gibson	1966-67	Under 18	Sandgate-Redcliffe
28	C Thorley	1966-67	Under 18	East
29	B Sharp	1966-67	Third	Balmoral-Wynnum
30	K Flanders	1967-68	Fourth	N/R
31	PH McMurdo	1969-70	Under 18	N/R
32	C Thorley	1970-71	Schoolboy	East
33	CR Leggat	1971-72	Fourth	Norths
34	DR O'Rourke	1976-77	Under 18	Wynnum-Manly
35	ST Janes	1978-79	Fourth	East 2
36	A Simcox	1980-81	Fourth	Toombul
37	A Simcox	1980-81	Fifth	Wests
38	RAJ Anderson	1992-93	Second	Gold Coast
39	MJ Ogilvie	1992-93	Sixth	Wynnum-Manly
40	CF Kempnich	1995-96	Sixth	Toombul
41	JW Watts	1996-97	Third (1)	Norths
42	MK Smith	1997-98	Third (2)	Sandgate-Redcliffe
43	DK Hickey	1997-98	B1 (Sub Dist)	Toombul
44	KG Tuite	1997-98	C1 (Sub Dist)	Stafford
45	SC Barlow	1998-99	Fourth (2)	Valley (1)
46	R Gmeinder	1998-99	B2 (Sub Dist)	Bayside Muddies
47	AR Townsley	1998-99	C2 (Sub Dist)	Brookfield
48	G Hall	1998-99	Women's 1st	Redbank Plains
49	BJ Creevey	1999-00	Fourth (1)	Beenleigh-Logan
50	A Mason	1999-00	B2 (Sub Dist)	Taringa Rovers
51	R Appuzzese	1999-00	C3 (Sub Dist)	Brookfield
52	MI Mortimer	2000-01	Under 18	Souths
53	TE Brown	2001-02	Women's 1st	Sandgate-Redcliffe
54	TE Brown	2002-03	Women's 1st	Wests
55	NM Hutton	2002-03	Fourth (2)	Valley (1)
56	NJ Condon	2003-04	Fifth (2)	Souths (1)
57	ST Barnard	2005-06	Over 40's	University
58	DC Ham	2007-08	B1 (Sub Dist)	Alexandra Hills
59	AK Dudgeon	2008-09	T20 Second	University
60	KIR McKay	2012-13	C2 (Sub Dist)	Rochedale South
61	HT Pedrola	2012-13	T20 Legends	Souths
62	JP Alexander	2013-14	C2 (Sub Dist)	Brackenridge
63	AJ Gode	2015-16	First	Toombul
64	DJ Cook	2015-16	Sixth (1)	South Brisbane
65	ML Taylor	2015-16	Sixth (2)	Redlands
66	JE Cope	2016-17	Women's 2nd	Gold Coast
67	KG Cronin	2017-18	Fourth	Western Suburbs
68	K Sutherland	2017-18	Women's 1st	University of Queensland

THE FRANK & NOREEN VIDLER MEMORIAL TROPHY FOR CONTRIBUTION TO JUNIOR CRICKET

The Frank & Noreen Vidler Memorial Trophy is an important trophy awarded to a player, coach, administrator, committee member, mentor or volunteer who has done something significant in relation to junior or youth cricket during the season as Frank Vidler loved to encourage young players to enjoy the game and improve their skills. Frank was a very fine fast bowler. In 225 premierships matches from 1948 to 1968 he took 486 wickets. 123 of those matches were in First Grade where he captured 273 wickets. Frank and Noreen were wonderful people and great supporters of the club. Thanks to the financial support of the Vidler family this trophy will be presented every year as long as the club exists.

Season	Winner	Achievement
2010-11	Jack Beath	Outstanding season as a player in junior and senior cricket
2011-12	Jai Lembryk	Outstanding season as a player in junior and senior cricket
2012-13	Gillian Bristow	Outstanding service as an administrator of junior cricket
2013-14	Steve Farley	Outstanding service as an administrator of junior cricket
2014-15	Emma Kirkland	Outstanding service as an administrator of junior cricket
2015-16	Martin Bell	Outstanding service as an administrator of junior cricket
2016-17	Karen Willis	Outstanding service as an administrator of junior cricket
2017-18	Robert Bailey	Outstanding service as an administrator of junior cricket



Junior Management Committee official, Robert Bailey, receiving the Frank & Noreen Vidler Memorial Trophy for his great service to junior cricket during the 2017/18 season..



Rob Bailey was also recognised by Cricket Australia as the Junior Cricket Champion of 2018

JUNIORS SECTION 2017/2018

JUNIOR MANAGEMENT COMMITTEE & COACHING REPORT

Another season that had a lot jam packed into it. Our run into the season was smooth, but again some early rounds were affected by weather. This season saw a very well attended (122 players) set of Sunday sessions that was tailored to the under 11 and 12 age groups. This was done in response to the observed weaknesses in basic set ups seen at trials. This will become an annual event, as this is a pivotal age group where sound basics need to be applied because development from this point becomes more difficult.

The usual problematic chestnuts of grass length, grounds, toilet access and disputed results are thankfully on a steep decline. This is due to our great volunteers doing their utmost to set up procedures to be on top of these issues. Not all grounds we play at are controlled or have Valley's name on the lease. Not all schools will give everyone a key to the gate or toilet, regardless of who you are. These things are rare and nearly always everyone recognises this. We are now coordinating the mowing of as many grounds as possible. Our club secretary Grant Mitchell has been working hard trying to procure additional grounds and ensure we have a good relationship with schools and Council with regard to the ongoing use of those facilities.

The growth of our introductory programs for boys and girls continues to be a great initiative. These programs are well attended and have a range of experienced coaches helping the littlies to pick up the basic skills needed for further development and fun. The T20 Blast and In2Cricket programs have been a resounding success, with our coaches modifying and adapting to the skill sets of the players involved. In this way an inclusive approach can be maintained that caters for all skill levels. Karen Willis has been instrumental, along with our own link to CA via Matt Walter in making these programs highly successful.

We had many guests come along and be part of our Super 6 program on Friday nights. Always a spectacle to see so many kids and parents playing under lights. The Super 6 players have extra coaching available to them on Monday and Tuesday nights. This generally is one-on-one coaching and sometimes two coaches working with a single cricketer for up to 20 minutes. The gains seen in this amount of time is amazing. Our roaming coaches select players from teams who require additional assistance in a particular skill, identified by the coach of that team.

Another noteworthy initiative was the open interclub series of one day matches played at Valleys. This was an effort to fill the void for those not at school cricket post-Christmas. The Saturday comps for these older players can drop in quality and for those looking ahead to senior cricket this can provide a great stepping stone. The chance to play longer form games on top quality home grounds also builds a sense of club spirit. What worked really well was the use of a "colts" style captain who was a cricketing parent. This captain batted eleven and would not bowl. This allowed for game situation coaching and was well received by all. All games were close and the players learned a lot, improving game sense immeasurably. It is hoped that this may expand to involve other clubs next season.

Girl's cricket has grown massively in the past two seasons. The opportunities here are immense and this segment is superbly supported by a network of coaches and mentors. Rob Bailey has done a fantastic job in coordinating these activities and has promoted all aspects of girl's cricket across our district. Rob has an important role on the Brisbane North Junior Cricket Association committee in furthering girl's cricket.

Our two representatives to the BNJCA are Tony Dudgeon and Chris Zipf. They play a significant part in tabling issues that are of importance to Valleys as well as keeping the JMC informed of BNJCA edicts.

The club now has a wide range of portfolio holders working within this JMC membership. Our membership protection officers (Jo O'Neill, Amy Lee, Karen Willis and Peter Sherman) represent a huge step forward for our ever growing club.

Our age coordinators continue to undertake their roles with a minimum of fuss. Locating players in teams of preference and juggling requests across full and half season sides can be complex.

The large number of teams means our equipment manager Martin Bell has a huge workload in stocking and handing out kits. Again this system operates smoothly, with all kits being sized and checked for specific requirements. Martin has introduced a procedure that is very efficient, however this task always requires extra hands to help out at the busy times.

Our end of season gala day was well attended and the kids had a great time. This event continues to grow in scope and is a worthwhile way to celebrate team's efforts throughout the season.

Big news for next season is the massive upgrade of our lights on Norm McMahon Oval. This will allow for senior games and exhibition games to be played under lights across the weekend. It will also have the added benefit of improving by a large margin our Friday night Super 6 lighting.

I would encourage all parents to become members of our Junior Facebook page. It is a main avenue of communications for all our cricket programs and announcements. Even if you are not a FB fan, you can just join this one page and nothing else. You do not have to look at stories of cats and as long as you don't make your nuclear launch codes public it should all be OK...

I also encourage all supporters, parents and extended family to consider helping coaches. Cricket is a game of many skills, but the core components can be broken into very simple drills and tasks. Even throwing one player simple catches with one technical point in mind can make a huge difference to outcomes and confidence. Do not feel overwhelmed or feel you need to be an expert. There is a simple introductory online course offered by Queensland Cricket that is worthwhile doing. I also run several coaching nights covering many topics, which can be followed even by those who have never played or been immersed in cricket.

Again, thanks to our JMC volunteers and to all the parents who bring players to matches, nets and other VDCC events. Many thanks to Amy Lee and Karen Willis who undertake so many of the jobs that allow our events and games to occur seamlessly.

I look forward to our next season so we can continue to improve and be part of this wonderful club.

Clinton "George" Kempnich
Chairman Junior Management Committee
Director of Junior Coaching
CA Level 3 High Performance Coach

KEEPING YOUTH BUSY IN SPORT

JUNIOR TEAM COACHES & MANAGERS FOR 80 TEAMS

Age Group	Team	Coach	Manager
Open Div (3 teams)	Blue	Jason Magee	Geoff Waite
	Green	Craig Chapman	Craig Chapman
	Red	Paul Davis	Paul Davis
Under 15 (4 teams)	Blue	Andrew Warhurst	Ben Whitten
	Green	Steve Barwell	Michelle Muir
	Orange	Andrew Forbes	Murray Forbes
	Yellow	Steven Bacon	David Hunter
Under 14 (9 teams)	Black	Chris Mills	Steven Chapman
	Blue	Rob Ferrier	Rob Hughes
	Green	Simon Tolhurst	Mark Weibgen
	Grey	Eugene Newman	Karl Innes
	Navy	Shannon O'Connell	Shannon O'Connell
	Orange	Peter Kelly & Kevin Sims	Lucy Snelling
	Purple	Craig Willis	Brendan Cook
	White	Joe Singer	Andrea Hurwood
	Yellow	Michael Foxlee & Luke Treston	Ben Fitzgerald & Maree Mungomery
Under 13 (8 teams)	Black	Peter Lewis & Richie Vidler	Peter Hilditch
	Blue	Justin Bond	Brett Horton
	Green	Craig Mason	Steve Marton
	Grey	Harry White	Alex Coleman
	Orange	Clayton Bray	Niki Lavis
	Purple	Tim Cope	Daniel Bear
	Silver	Richard Anderson	Chris Smith
	Yellow	Rod Huntley	Tim Ferguson
Under 12 (9 teams)	Black	Phil Tinetti	Darren Jones
	Blue	Tony Dudgeon	Michael Jeh
	Green	Grant Cole	Dale Pope
	Grey	Fergus Rees	Julia Johnson & Kylie Downes
	Maroon	Nathan Sharland	Belinda Power
	Navy	Jayson Hawke & David Ryan	Jim Gordon
	Purple	Terry Gurr	Craig Bellamy
	Red	Carl Hallion	Paul Henderson
	Silver	Matthew Nickelson	Mark Frost
Under11 (12 teams)	Amber	Brad Scholes	Jacqui Greaves
	Black	Nick Winwood	Emma Smith
	Blue	Tony Lewis & Peter Barr	Christie Lewis
	Gold	Colin Clark	Natasha Forrest
	Green	Justin Beirne (Pre-Xmas) Matthew Bright (Post-Xmas)	Nicole Rodgers
	Grey	Brett Gillett	Rebecca Treston
	Maroon	Glenn Dickman	Ted Challenor
	Navy	Michael Moore	Janice Chanson
	Orange	Scott Ullmann	Jeanette Davidson
	Purple	Callum Garden	Andrew Barron
	Silver	Greg Cusack	Rachel Reinke
	Yellow	Matthew Horton	Natasha Lewis

JUNIOR TEAM COACHES & MANAGERS continued

Age Group	Team	Coach	Manager
Under 10 (11 teams)	Barracudas	Matt McPhee	Kirsten Hagarty
	Brumbies	Brian Polich & John Bacalakis	Cindy Bacalakis
	Colts	Jason Lambley	Julia Horton
	Dolphins	Kieran Dauber	Susan Collins
	Foxes	Matthew Hislop	Cath Schulz
	Hawks	Andrew Varvari	Peta Kelly Powell
	Koalas	Sam Brewer	Carrie Billings
	Magpies	James Naughton & Pino Gentile	Daniel Bear
	Pelicans	Darren Schmidt	Helen Clifton
	Redbacks	Phil Cray	Alexandra Blake
	Taipans	Chris Smith	Sean Rothwell
Under 9 (15 teams)	Bulls	Geoff de Jager	Ian Preston
	Crocodiles	Ross Hardcastle	Sam Barrett
	Dingoes	Graeme Stuart	Jason Karoly
	Dolphins	Justin Carter	Simon Marlow
	Falcons	Mark Hadfield & Luke Nothdurft	Jo-Anne Brannelly
	Kangaroos	Jim Grayson	Alister Whitta
	Koalas	Brendan McConville & Jeremy Bird	Noreen Dillane
	Lions	Peter Beaton & Clint Easter	Jodie Beaton
	Magpies	Fergus Rees	Carleigh Andrews
	Rams	Doug Vickery	Sandy Miller
	Redbacks	Kim Hudson & Murray Branch	Natasha Forrest (Pre-Xmas) Janelle Branch (Post-Xmas)
	Rosellas	Tony Speedy & Michael O'Keeffe	Rebecca Ambrose
	Sharks	Tony O'Neill & Warwick Walsh	Joel Hockey
	Stingrays	Danny Clementson & Paul Szumowski	Tamsin Mahoney
Waterdragons	Steele Tallon & Craig Smith	Emma McGlade	
Under 8 (9 teams)	Brumbies	Andrwe Schimke	Chris Cahill
	Crows	David Coyle	Kasey Rowland
	Eagles	Ian Bathgate	Scott Craig
	Emus	John Bacalakis & Marcin Blaszczyk	Katie Slesarewich
	Geckos	Andrew Green	Jeremy Durbin
	Goannas	John Duncan	Rob Macfarlane
	Marlins	Nick Revis	Fiona Rollason
	Taipans	David Blakemore & Michael Chandler	Donna Lynn
	Wallabies	Marc Banvill	Ryan Spain

JUNIOR GIRLS TEAM COACHES & MANAGERS FOR 11 TEAMS

Age Group	Team	Coach	Manager
Under 8/9 (4 teams)	Cockatiels	Michael Moore	Andrew Auld
	Kookaburras	Phil Tinetti	Deborah Tinetti
	Lorikeets	Tony Martin	Adam Callaghan
	Owls	Lincoln Gibbons	Caroline Wilkinson
Under 11 (2 teams)	Blue	Ricky Hoe	Sally Lee-Archer
	Green	Tony Martin & Tony Leon (Pre-Xmas) Josh Finn (Post-Xmas)	Christina O'Kane (Pre-Xmas) George Papas (Post-Xmas)
Under 13 (3 teams)	Blue	Robert Bailey	Keith Crighton
	Green	Maurie McNeill	Colleen Niland
	Pink	Justin Bond	Christina O'Kane
Under 15 (2 teams)	Blue	Mark Harris	Jason Maddox
	Green	Grant Mitchell	Maurie McNeill



Family Fun Night at Ashgrove Sports Ground

BRISBANE NORTH JUNIOR CRICKET ASSOCIATION TEAM POINTS TABLES

The points below are taken from the BNJCA website. They are based on results and statistics entered into the MyCricket system by club and team volunteers.

OPEN DIVISION LYNN Pre-Christmas

Wilston-Norths Blue	40.39
Valley Blue	32.73
Ferny Fireballs	25.76
Toombul Gold	22.37

OPEN DIVISION FORREST Pre-Christmas

Burpengary Brumbies	40.82
Redcliffe City Cyclones	34.57
St Patricks Green	29.74
Toombul Black	24.04
Valley Red	16.87

OPEN DIVISION RENSHAW Pre-Christmas

St Paul's School	50.40
Toombul Blue	19.61
Albany Creek Falcon Hawks	19.22
Valley Green	17.00

UNDER 15 SIMPSON Pre-Christmas

Ambrose Treacy College Blue	49.79
St Patricks Green	28.69
Albany Creek Eagle Hawks	17.61
Valley Orange	13.52
Valley Green	13.22
The Lakes Blue	0.00

UNDER 15 PRESTWIDGE Girls

Everton Comets/Wilston North	51.25
Valley Blue	43.31
Valley Green	34.89
Sandgate-Redcliffe Owen	30.64

UNDER 15 REARDON Pre-Christmas

Toombul Blue	57.29
Wilston-Norths Blue	41.56
Wilston-Norths Yellow	35.87
Wilston-Norths Red	30.64
Valley Yellow	21.20
Ambrose Treacy College Green	8.83

UNDER 15 JONASSEN Girls

Everton Comets/Wilston North	25.58
Sandgate-Redcliffe Owen	15.69
Valley Blue	9.00
Valley Green	5.33

UNDER 15 HOPES Pre-Christmas

Burpengary Brumbies	50.07
Wilston-Norths Green	39.10
Sandgate-Redcliffe Rimmington	36.90
Valley Blue	30.49
Redcliffe City Cyclones	20.15
Toombul White	19.47

BRISBANE NORTH JUNIOR CRICKET ASSOCIATION TEAM POINTS TABLES continued

UNDER 14 SYMONDS Pre-Christmas

Albany Creek Eagle Hawks	44.41
Ferny Red	41.49
Everton Comets	27.23
Valley Orange	23.72
St Patricks Gold	19.73
Valley Grey	8.88

UNDER 14 McKAY Post-Christmas

Everton Comets	50.58
Sandgate-Redcliffe Stackpoole	35.64
Ferny Green	33.90
Valley Purple	24.47
Marist Ashgrove Blue	9.00

UNDER 14 JOHNSON Pre-Christmas

Valley Green	49.78
Wilston-Norths Red	41.43
Valley Navy	33.48
Wilston-Norths White	22.21
Ambrose Treacy College Blue	15.23

UNDER 14 HARRIS Pre-Christmas

Toombul Green	43.13
Wilston-Norths Blue	41.71
Wilston-Norths Green	36.69
Valley Blue	24.31
Valley Black	18.91
Ferny Green	12.36

UNDER 14 ROWELL Pre-Christmas

St Patricks Blue	50.62
Wilston-Norths Gold	50.09
Toombul Blue	33.85
Valley Purple	21.19
Valley Yellow	19.17
Valley White	15.41

UNDER 13 MAHER Pre-Christmas

Valley Silver	34.49
Wilston-Norths Blue	31.07
Ferny Red	26.35
Ambrose Treacy College White	12.60

UNDER 13 FINCH Post-Christmas

The Lakes Cricket Club Blue	40.45
Burpengary Brumbies	28.65
Albany Creek Falcon Hawks	26.56
Sandgate-Redcliffe Pyne	24.26
Ferny Red	21.16
Valley Purple	13.34

UNDER 13 LOVE Pre-Christmas

Sandgate-Redcliffe Pink	51.33
Everton Comets	34.57
Toombul White	31.97
Albany Creek Falcon Hawks	31.02
Valley Purple	23.16
St Patricks Gold	9.31

UNDER 13 MARSH Post-Christmas

Albany Creek Sea Hawks	42.85
Valley Green	27.67
Ferny Green	27.20
Wilston-Norths Gold	25.17
Marist Ashgrove Blue	9.00

BRISBANE NORTH JUNIOR CRICKET ASSOCIATION TEAM POINTS TABLES continued

UNDER 13 TOWNSEND Pre-Christmas

Albany Creek Sea Hawks	46.84
Valley Yellow	33.92
Wilston-Norths Red	26.74
Valley Orange	12.20

UNDER 13 BURNS Pre-Christmas

Wilston-Norths Yellow	46.30
Ambrose Treacy College Blue	29.70
Valley Black	28.47
Ferny Green	27.89
Toombul Black	21.19
Valley Blue	15.65

UNDER 13 HENSHELL Pre-Christmas

Wilston-Norths Green	42.52
Ambrose Treacy College Green	32.88
Valley Grey	26.72
Ferny White	19.85
Valley Green	18.23
Toombul Red	6.52

UNDER 11 RAYMONT / FERLING Girls

Ferny Green	44.65
Ferny Red	33.47
Everton Comets	20.79
Valley Blue	11.14
Albany Creek Pink Hawks	6.39
Valley Green	4.68
Toombul/Wilston North	0.00
Redcliffe	0.00

UNDER 13 BARSBY Girls

Valley Blue	57.78
Valley Green	37.97
Everton Comets	17.84
Burpengary Brumbies	16.29
Toombul	0.00
Valley Pink	0.00
Ferny Green	0.00

UNDER 13 PERRY Girls

Valley Blue	47.28
Ferny Green	39.28
Burpengary Brumbies	35.82
Valley Green	21.43
Everton Comets	16.39
Toombul	13.80
Valley Pink	10.27

BRISBANE NORTH JUNIOR CRICKET ASSOCIATION PREMIERSHIP TEAM WINNERS

PRE CHRISTMAS	
COMPETITION	WINNING TEAM
U13 Burns	Wilston-Norths Yellow
U13 Love	Sandgate-Redcliffe Pink
U13 Maher	Valley Silver
U13 Townsend	Albany Creek Sea Hawks
U13 Henschell	Wilston-Norths Green
U14 Rowell	St Patricks Blue
U14 Harris	Toombul Green
U14 Johnson	Valley Green
U14 Symonds	Albany Creek Eagle Hawks
U15 Hopes	Burpengary Brumbies
U15 Reardon	Toombul Blue
U15 Prestwidge (Girls)	Everton Comets/Wilston North
U15 Simpson	Ambrose Treacy College Blue
Open Div. Forrest	Burpengary Brumbies
Open Div. Renshaw	St Paul's School
Open Div. Lynn	Wilston-Norths Blue

POST CHRISTMAS	
COMPETITION	WINNING TEAM
U13 Finch	The Lakes Cricket Club Blue
U13 Marsh	Albany Creek Sea Hawks
U13 Barsby (Girls)	Valley Blue
U13 Perry (Girls)	Valley Blue
U14 McKay	Everton Comets
U15 Jonassen (Girls)	Everton Comets/Wilston North

U13 RAY WONNACOTT CUP For most points in the U13 Pre Christmas competition	Sandgate-Redcliffe Pink	51.33
U14 GLYN NETTO CUP For most points in the U14 Pre Christmas competition	Sandgate-Redcliffe Stackpoole	53.88

VDCC JUNIORS HONOUR BOARD CRITERIA

Area	Criteria
Representative Players	<ul style="list-style-type: none"> • Australian Schoolboys • Queensland Schoolboys • Queensland School Sport Metro. Players • BNJCA Championship Team Players • BNJCA Development Team Players
Batting	<ul style="list-style-type: none"> • Top 10 Run Scorers • Centuries • Half Centuries
Bowling	<ul style="list-style-type: none"> • Top 10 Wicket-takers • 5 or more wickets in an innings
Fielding/Wicketkeeping	<ul style="list-style-type: none"> • Top 10 Fielding Dismissal-takers
Please refer to the following pages for current season honour board achievements & the current season team statistics that follow. For all time junior records, please refer to the records section at the very back of the book.	

REPRESENTATIVE PLAYERS

NATIONAL & STATE REPRESENTATIVES.

Queensland Under 18 (Female)	Neve Lynch
Under 18 National Championships (Female) Cricket Australia XI	Charli Knott, Jessica Bradley
Queensland Under 17 Development Squad (Male)	Nick McGill, Nick McPhee
Australia Under 15 Girls	Jessica Bradley, Charli Knott
Queensland Under 15 Boys	Zanden Jeh
Queensland Under 15 Girls	Charli Knott
Under 15 National Championships (Girls) Cricket Australia XI	Jessica Bradley, Charli Knott
Queensland Under 15 Indoor (Girls)	Annaliese Childs, Aster Cowan-Dillon, Kiara Johnson-Wood, Tallulah Paul
Queensland Under 14 Indoor (Boys)	Bailey Reed

QUEENSLAND SCHOOL SPORT STATE REPS.

Queensland Schoolgirls 15 Years & Under	Genevieve Bond, Aster Cowan-Dillon, Kiara Johnson-Wood, Tilly Paul, Bronte Pearson, Alice Barker, Sofi Maddox, Abby Harris, Grace Nankivell.
Queensland Schoolboys 15 Years & Under	Zanden Jeh
Queensland Schoolgirls 12 Years & Under	Sierra Jeh

QUEENSLAND SCHOOL SPORT METROPOLITAN REPS.

AGE GROUPS	REGION	PLAYERS
15 Years & Under Girls	Met. North	Kiara Johnson-Wood, Tilly Paul, Bronte Pearson, Alice Barker, Sofi Maddox, Abby Harris, Grace Nankivell.
15 Years & Under Boys	Met North	Tom Collier, Hugh Weibgen, Zanden Jeh
14 Years & Under Boys	Met. North	Tom Collier, Zanden Jeh, Hugh Weibgen.
12 Years & Under Boys	Met. North	Callum Vidler, Marcus Zipf.
12 Years & Under Girls	Met North	Genevieve Bond, Billie Ryan, Sierra Jeh, Erin Appleyard, Daisey Bateman, Ava Spencer.

REPRESENTATIVE PLAYERS continued

BRISBANE NORTH JCA CHAMPIONSHIP TEAM PLAYERS

Valley Reps. for the Queensland Junior Cricket Association State Championships

AGE GROUPS	PLAYERS	RESULTS, VENUES & OFFICIALS
UNDER 14	Cooper Mackie Darcy Lewis Charlie Sims	<u>Second / Brisbane (Northgate)</u> Coach: Bryan Hadden Manager: Aaron Mills Scorer: Blair Sanders
UNDER 13	Hugh Weibgen Angus Tolhurst Will Sheedy Charlie Thomas	<u>Champions / Gold Coast</u> Coach: Ian Reeves Manager: Mark Weibgen Scorer: Nick Thomas
UNDER 12	Callum Vidler Jock Horton William Nickelson Billy Nuss	<u>Second / Rockhampton</u> Coach: Steve Casey Manager: Mark Kearney Scorer: Melinda Balkin

BRISBANE NORTH JCA DEVELOPMENT TEAM PLAYERS

Valley Reps. for the Queensland Junior Cricket Association Development Tournaments

AGE GROUP	PLAYERS	RESULTS, VENUES & OFFICIALS
UNDER 15 GIRLS	Alice Barker Genevieve Bond Aster Cowan-Dillon Kiara Johnson-Wood Sofi Maddox Grace Nankivell Tallulah Paul Bronte Pearson Mia Ryan Sophie Smith	<u>Orange, NSW</u> Fourth Coaches: Alex Lascu Managers: Adele Wood Scorers: Donna Pearce
UNDER 14 (2 teams)	<u>Maroon:</u> Harry Forster Bailey Reed <u>Blue:</u> Connor Nowlan	<u>Sunshine Coast</u> Maroon (Winners) / Blue (Fourth) Coaches: Hamish Thompson / Mark Redmond Managers: Adam White / Asif Mohammed Scorer: Nathan Early / Francois Basson
UNDER 13 (2 teams)	<u>Ballina:</u> Marcus Zipf <u>Ipswich:</u> Ryan Harten Harry Dutton Aidan O'Connell Lachlan Mackay	Coaches: Ian Reeves (Aaron Mills) / Tom Rowley Managers: Chris Zipf / Matt Malone Scorers: Dave Andrews / --
UNDER 12 Ian Healy Cup (2 teams)	<u>Blue:</u> Riley Gaines <u>Maroon:</u> Guy Hilditch	<u>Brisbane</u> Blue (Fourth) / Maroon (equal First) Coaches: Laurie Hallam / Lee Bodimead Managers: Gayle Fielding / Stuart McLean Scorers: Dave Fielding / Lindsay Watson

REPRESENTATIVE PLAYER DEVELOPMENT COMPETITIONS

VDCC players participate in club representative teams that compete in the **Brisbane North Junior Cricket Association** competitive development competitions.

The **BNJCA U13 REEVESIE CUP** and **U14 ANSTEY LA FRANTZ SHIELD** teams, are utilised by the club to give our improving players opportunities to play at higher levels than the junior club competitions, so that they could gauge their development and seek opportunities to be selected in BNJCA Representative Championship and Development teams that compete in annual Queensland Junior Cricket Association State Championships and Development Tournaments.

These teams also provide opportunities for club coaches, managers and scorers to be involved, which can lead to them being appointed to various Brisbane North teams for QJCA Championships. This is a wonderful experience for these people to be able to work with and mentor players during these weeks with their teams.

The **U13 REEVESIE CUP COMPETITION** is used for the selection of Under 13 representative teams. It provides good opportunities for selectors to have a look at the players in real game situations.

The **U14 ANSTEY LA FRANTZ SHIELD COMPETITION** provides Under 14 players with opportunities to play competitive games in environments that aim to replicate representative or senior grade cricket. Grading players at trials spreads the talent as evenly as possible across all teams and this method is adopted to help improve competitiveness and provide a better 'view' of the players for representative selection.

The **SEQCA U15 RAY WEIER CUP** consists of 6 one-day games on turf, 55 overs per innings so long days, plus a Final if applicable. Players are exposed to tough competition to help them build their season and gauge how they are developing, as well as being seen by coaches to assess them for representative and grade cricket.

UNDER 13 REEVESIE CUP COMPETITION			
Team	Team Name	Wins	Points
1	Scorchers	2	19.71
2	Thunder	2	18.92
3	Heat	0	6.02
4	Hurricanes	0	4.38

Report from VDCC Parent, Nick Thomas:

The Reevesie Cup is a 4-team competition held in October for the Under 13 age group and serves as a selection process for BNJCA representative teams. It is played in a 50 over format and matches are eagerly fought with points awarded and a winner of the series crowned. As with other years matches were played at the Everton Comets club and players were well provided with the great facilities there.

Valleys had a strong contingent of players across the four teams with **Hugh Weibgen** and **Charlie Thomas** in the Scorchers, **Angus Tolhurst** and **Will Sheedy** in the Thunder, **Ryan Harten** in the Heat and **Marcus Zipf** and **Lachlan Mackay** featuring in the Hurricanes.

Unfortunately, weather played a big part with weeks two and three being washed out, however, it was arranged to extend to a fourth week to make up for one of those games.

After two days of cricket played in great spirit it was the Scorchers who took out the Reevesie Cup from the Thunder just behind. Most notable of performances was **96 from Hugh Weibgen** in game two although all Valley boys performed well doing themselves and their club most proud.

UNDER 14 ANSTEY LA FRANTZ SHIELD COMPETITION			
Team	Team Name	Wins	Points
1	Tigers	3	27.04
2	Bushrangers	2	21.36
3	Lions	1	15.97
4	Redbacks	0	6.11

Report from VDCC Parent, Chris Mackie:

Battling the elements as well as themselves, four teams contested the 2017/18 Anstey LaFrantz Shield across 3 weekends in October. A 50 over a side competition, the Anstey LaFrantz Shield is used for the selection of the BNJCA U14 Representative teams, with one team selected to compete in the Queensland State Championships and two teams selected to compete in the Sunshine Coast U14 Summer Carnival.

Valleys were very well represented in the Anstey LaFrantz with 7 boys playing across each of the four teams. The Valley boys were:

- Bushrangers - **Connor Nowlan**
- Lions - **Jacob Anderson, Darcy Lewis & Charlie Sims**
- Redbacks - **Harry Forster**
- Tigers - **Cooper Mackie & Max Sawley**

Results:

Round 1 – Lions (6/190) defeated the Redbacks (11/67) and the Tigers (7/173) defeated the Bushrangers (11/116).

Round 2 – Tigers (11/102) defeated the Lions (5/74) and the Bushrangers (1/103) defeat Redbacks (11/60).

Round 3 – Bushrangers (11/157) defeated the Lions (10/77) and the Tigers (11/149) defeated the Redbacks (8/124).

The competition was hard fought throughout the tournament and with adverse weather affecting some of the games each of the teams needed players to dig deep at times. Coming into the final weekend the Tigers held a good lead but both the Bushrangers and Lions were within striking distance. In the final wash-up the Tigers, featuring Valleys boys **Cooper Mackie** and **Max Sawley**, went through undefeated to lift the Anstey LaFrantz Shield.

After the tournament, the BNJCA U14 Representative Teams were announced and Valleys were again wonderfully represented with **Darcy Lewis, Cooper Mackie & Charlie Sims** making the BNJCA Team to contest the U14 State Championships and **Harry Forster & Connor Nowlan** selected to play in BNJCA Teams competing in the U14 Summer Challenge.

UNDER 15 RAY WEIER CUP COMPETITION	
Coach	Michael Jeh
Manager	Chris Bradford

Player List for the Season
Jaxon Barwell, Hilton Bidgood, Nick Bradford, Jonte Brown, Jeb Ferry, Harry Forster, Matt Gant, Riley Grace, Thomas Hoffman, Zanden Jeh, Darcy Lewis, Cooper Mackie, Dan Matheson, Isaac Mills, Nick Muir, Krishna Nair, Connor Nowlan, Jesse O'Neill, Will Sheedy, Charlie Sims, Charlie Thomas, Angus Tolhurst, Hugh Weibgen, Cameron Willis.

Report from Coach, Michael Jeh:

Play up! Play up! And play the game!

By Sir Henry Newbolt

There's a breathless hush in the close to-night
 Ten to make and the match to win
 A bumping pitch and a blinding light,
 An hour to play, and the last man in.
 And it's not for the sake of a ribboned coat.
 Or the selfish hope of a season's fame,
 But his captain's hand on his shoulder smote
 "Play up! Play up! And play the game!"

It is perhaps fitting that I am writing this report at 30,000 feet, flying home from Johannesburg (the in-flight movies are not great!). For it was here, in South Africa, a few awful months ago, when Australian cricket, weaned on a diet of “win at all costs, win at any costs”, had it’s Road to Damascus moment in March 2018. As accustomed as I am to friendly jibes from South Africans, usually delivered with a hint of admiration, it has been different this time.

The stain on our collective national integrity is indelible, more difficult than usual to dismiss with a laugh and a self-deprecating joke. What saddens me is that whilst the cheating in Cape Town was the inevitable by-product of a system that was so rotten that it now requires a comprehensive integrity review, it’s inevitability was so transparent that the Valley Weier Cup team of the past season went some way to addressing the genesis of this problem a long time before the Super Sport cameras finally unmasked the lie that we had all wanted to believe for so long.

This is indeed a strong opening paragraph, but I have decided to open the batting in this way because it underscores the essence of our approach to mentoring talented young cricketers at VDCC. From the Committee down to the youngest boy or girl running around Yoku Road on a Friday night, it is incumbent upon us to reclaim cricket’s honour. And to be fair, long before the scandal that engulfed Australian cricket, we were already singing from a different hymn sheet. We should be proud of the fact that we set a standard our heroes should be emulating rather than vice versa.

When I reluctantly accepted the offer to coach the Weier Cup team last season (conscript is possibly a more apt term!), I took on the role with an acute awareness of the ‘glass half-full’ opportunity it represented to mentor our next generation of senior cricketers, with values that transcended this ridiculous notion that elite sport is defined only by winning outcomes. Sport, especially cricket, with its deep connection to the “gentleman’s game” concept, has much to offer our young men and women in terms of life lessons. I work inside elite sport, cricket included, so I am acutely aware of the power of role-models and good mentorship. I set my goal to one day look back at the young men who were part of this squad and be proud. Be very proud.

VDCC prides itself on paying more than lip service to “family”. With our team of volunteers, it is the bedrock upon which this club is run. I know this better than most – my daughter, previously utterly immune to cricket’s charms, suddenly decided that she wanted to be part of this ‘family’ and started playing cricket from scratch. She is now as much a Valley cricketer as my sons. That makes me proud. Very proud.

And so it began...a seeding process that stated upfront that we were not remotely focused on cheap benchmarks like Wins and Losses. Coaching talented young (male) cricketers is a lesson in ensuring that their developing brains keep pace with their burgeoning athletic ability. My plan was to involve the entire family unit in this journey, the legacy now being that I have formed deep friendships with other Valley families who might otherwise have remained strangers.

For cricketers on the cusp of crossing the Rubicon from juniors to seniors, it is essential that us coaches and administrators include the entire family unit in our planning. Parents are the logistics enablers, the funding stream, the scorers, the shoulder to cry on and the distraction for other siblings who now have to watch Sunday rep cricket as well as the Saturday club duties. So it was with this in mind that our squad were charged with a few responsibilities that preceded the privilege (and I do not use that word lightly) of being selected for a Valley rep team. It is a drum that I will be beating throughout the forthcoming Tavs season too – being *selected* to play for Valleys should always be a privilege, a gift. Never an entitlement.

These responsibilities included (in the warm-up), telling us what they had done for another member of the family that week to make up for the fact that Sundays too were now consumed with even more cricket. By all accounts, dishwashers were being emptied, lawns mowed and some attempts were even made to cook family dinners. It was there merely to serve as a reminder that it’s not all about “me, myself and I.”

Another important ritual we initiated was for the cricketer himself to hand over the match fee to the manager. I wanted the boys to appreciate that parents make sacrifices to keep funding their cricket dreams. The act of asking mum to open her purse and hand over cash that was hard-earned and could easily have been spent on something other than a mere cricket match was symbolic, but it had the added intended consequence of keeping on-field disappointments in perspective.

The boys started to understand that with senior cricket comes low scores, dropped catches, not always batting or bowling first and poor umpiring decisions, but before they indulged their “woe is me” attitudes, they remembered that it was only a game of cricket, it’s meant to be fun and what’s more...mum paid for it. If anyone is entitled to be disappointed, it’s mum!

I mention this focus on family because it came to play a seminal part in how much we all got out of this experience. I never had to conscript anyone to score, help with covers, collect match fees or do any of those tasks that no one really enjoys but are nonetheless non-negotiable if we want our children to play cricket. We had a number of rain-affected games that required hours of super-sopping with rudimentary tools and the gusto with which the entire family threw themselves into it was inspirational. We ended up playing games that should never have started on Ashgrove 3, which holds water something chronic.

Winning or losing became irrelevant. The main focus was to simply play cricket. It became less about “me” and more about “we”. I saw this maturity growing amongst the lads and it made me proud. Very proud.

We had some non-negotiables. Simple acts of courtesy. Not rocket science. No sledging, even when provoked. No dissent, no tantrums, no equipment damage. Frustration was not offered up as an excuse for poor behavior. Love the game, even when it's not your day. Be happy for your mates. Acknowledge an opponent's skill. Refrain from cheap send-offs and triumphalism. They breed a cycle of tit-for-tat that takes years to forget. Some vendettas last for decades, yet no-one remembers who started it.

And to be fair, we did not have a single incident that warranted censure. Not one. Lest you think of this as inspirational, perish the thought. It wasn't anything *that* special. Just normal behaviour that should not be remarkable. I mean...how hard is it *not* to sledge somebody? It reminds me of that famous quote by the American golfer Bobby Smith who was praised for his integrity for calling a shot on himself when no one else was even aware that the ball had moved. He went on to lose that British Open by a single shot but his bemused response to the journalist was "you might as well praise a man for not robbing a bank as to praise him for simply playing by the rules."

It begs the question does it not - if a bunch of teenage boys with under-developed pre-frontal cortexes can regulate their behaviour to this extent, how did we ever get to a situation where international cricketers are allowed to 'headbutt' that invisible line to the point where it became a runaway train out of control? The answer is simple; for many of those Australian cricketers who forgot their roots, perhaps their junior/senior transition period did not include any of these simple life lessons. How hard is it for a coach, a parent, a club, to teach young men to behave themselves like any other normal person playing a sport they love? We need a multi-million dollar Culture Review to give us these answers? I will leave that as a rhetorical question!

This season was all about preparing boys to become men, primarily in a cricket context but also in a life context. That is why it was such a team effort from the entire group of parents. Senior cricket, rep cricket, is no longer about everyone getting an equal amount of balls, rotating batting/bowling orders. When these lads migrate into senior cricket, they need to understand that the team comes first and that apprenticeships need to be served. These are the lessons I intend building on when I coach the Tavs team in 2018/19. To be fair, Jim Whyte has left me with a cultural legacy that is easy to follow. I am not a trailblazer in this respect. Thank you Whytey.

To that extent, it was largely mission accomplished. As the season progressed, their evolution was transparent. They began to play smarter cricket, sustained their intensity for longer periods, learned to consolidate strong positions and recover from poor starts. Even the mistakes, and there were plenty of them, became focal points for lessons that were banked for future reference. With a support network that was encouraging but not mollycoddling, the boys started to become men in front of our very eyes. Almost every boy evolved his game, his match sense, his understanding of his own limitations to the point where they were better for the experience by season's end. And wasn't that the entire point of the exercise?

A convenient example springs to mind. Zanden, my son, threw away two good starts at the top of the order by playing dumb shots that didn't suit his game. The conversation with the coach (aka Dad) was brutal and prescient. "When you get a start, you need to convert 60's into 100's because you've already done all the hard work. Selectors don't remember 60's."

It was conversations similar to these, non-judgmental but straight to the point, which typified the atmosphere of this group. So many of our fathers have played and watched enough cricket, so their input was invaluable to a rookie coach like myself. The boys too started to learn to accept constructive feedback without the sugar coating. Boys to men...the journey has only started.

It is not my intention to write an essay that glosses over the deficiencies. Anyone who has seen me coach my own children will know that I am brutally honest. Delivered from a position of genuine caring, most youngsters can learn from it, but I am careful to be a lot more diplomatic with other people's children! So I will list a few areas where more 'development' is still required. It needs to be read in the context of a work in progress.

Many of the boys in this squad were young for their age. Talented as they were, they were playing against boys a year older than them. In chronological terms, that's almost an 8% maturity deficit. We were regularly outmuscled and occasionally out-thought. That was inevitable and was thoroughly debriefed. They got better at remedying these deficits.

It is always hard to bring together a team of cricketers who are used to being the best players in their club teams, used to dominating, and then teaching them to fit into a structure where they may have a lesser role to play. Young men especially find that transition a fraught process, because it is often the first time they have had to contend with not being top dog. As a coach, father and a volunteer parent, I too found that process difficult to manage, but the latitude and understanding that was afforded to me did not go unnoticed. Thank you parents.

On that note, I expect the Tavs team this year to have matured in respect of their ability to cope with personal disappointments. Unaccustomed to failure, a few of the lads allowed their emotions to spill over into the public domain whilst the game was still in progress. It is an aspect of their emotional development that needs to evolve, learning to swallow that bitter pill of disappointment and not allow that to affect the team. It is a fine line and will take years to perfect. If it was that easy, Match Referees in first-class cricket would be redundant. I refuse to accept that just because our international cricketers display these acts of petulance, it is therefore acceptable as a sign that you are passionate. Passion is too often used as an excuse for the indefensible. It might be a reason but remains a damn poor excuse.

On a geopolitical note, it is disappointing that these young men are being asked to choose between Weier Cup/Tavs competitions and BNJCA trials. I am not privy to the politics and logistics that govern this scheduling nightmare but suffice to say it is sad that talented cricketers have to make a mutually exclusive choice between rep pathways. The term "singing from the same hymn book" may be something that administrators can adopt to ensure our talented cricketers are not forced to make impossible choices.

I mention this because the clash between Weier Cup and BNJCA trials resulted in our squad being decimated by more than half the team for the majority of the season. I have no doubt that if we had been at full strength, we would have challenged for the premiership flag, but that is merely conjecture. As it was, we ended up using 24 different cricketers over a 7 week period, which greatly reduced our ability to be genuinely competitive under pressure. The upside of course was that it allowed many Valley cricketers to showcase their skills and a few rough diamonds may have been unearthed.

Zanden captained the team with an old head on young shoulder. I use that analogy deliberately, because he was not only taken under his wing by kind mentors (other dads), but the team was forgiving of him and allowed him to learn his craft organically. We deliberately did not interfere. When he made mistakes (and naturally there were many), players and supporters alike remained cognisant that captaincy is not an easy job and that a brutal dissection of tactics from the sideline was not what this learning curve was about. Don't get me wrong - us armchair experts doing laps of the boundary were forensic in our analysis, but it remained an academic discussion amongst grown-ups. It reminds me of that old saying - the older I get, the better I used to be!

Having told the team all season that I was utterly unconcerned about outcomes like wins, personal milestones/achievements, it would be disingenuous of me to single out individual performances of note. That was never the raison d'être of this Weier Cup team. I will merely point out that we finished third, narrowly missing out on a grand final. With a bit of luck, we might have surprised even ourselves. Our game against the bottom placed team was a wash-out.

It would be remiss of me to not thank a few people individually. These people made me look good and that is no easy task! Chris Bradford, a new Valley parent, was my Manager. He did everything before I had even thought of it. Never a harsh word for anyone, his strong support was the rock I leaned on. He fitted right into the culture of what it means to be a Valley volunteer. I hope the club recognises we have an absolute gem of a future manager/volunteer in Chris (sorry to throw you under the bus mate!).

Kaz Willis and Jo O'Neill were forever helping out, sometimes in ways that went unnoticed. We sometimes take that for granted because it happens without a fuss. Likewise Amy Lee who was so kind with helping me source players at short notice. People like this fly under the radar but cricket simply would not happen without them. Thank you.

Tom Gibson was a legend. He dragged himself out of bed, even on his 21st birthday, to make the home games possible. The weather was often dreadful, but Tom never took the soft option of cancelling a game until all avenues had been exhausted. Tom, I hope you realised that we never under-estimated your hard work.

The two James', Durkin and Hicks and helped me to coach the team on more than one occasion. It helped to have fresh eyes and new methods. Your time sacrifice was appreciated gentlemen.

I have already thanked the cricketers and their families in my earlier comments so I won't repeat myself again. I haven't singled out any specific parent for obvious reasons. It is a mark of the culture of this group that so many families came out to support us even when their sons were playing BNJCA games that day. What does that tell you about a strong culture? It doesn't need a CA-commissioned report to tell us that we have a visionary committee who understand that if you don't value integrity, you cannot build culture.

If you have integrity, nothing else matters.

If you don't have integrity, nothing else matters!

As I conclude this essay, I am now halfway across the Indian Ocean. Africa is a long way behind me and the Australian dawn is revealing itself through my window. It is a poignant analogy – South Africa will hopefully be a long way behind us as we rebuild our reputation in global cricket, but at VDCC anyway, our new dawn is full of young men and women who are being taught to play up, play up and play the game.

That makes me proud. Very proud.

Michael Jeh (Fox)



Kaz Willis at deep fine leg on Ashgrove 3

HONOUR BOARD PERFORMANCES 2017/18

JUNIOR GRADES U11 – OPEN

TOP 10 RUN-SCORERS

	Player	Inn	Runs	Avg
1	James Brandon	10	360	120.00
2	Cameron Willis	10	352	70.40
3	Archie Smith	11	233	46.60
4	Hugh Weibgen	4	228	-
5	Isaac Green	11	214	35.67
6	Max Slaughter	11	213	42.60
7	Harrison Whitten	5	211	52.75
8	Flynn Horton	6	210	52.50
9	Oscar Spicer	10	205	29.29
10	Jude Knapp	4	204	102.00

TOP 10 WICKET-TAKERS

	Player	Mtchs	Overs	Runs	Wkts	Avg	BBowl
1	Thomas Brandon	10	36.5	141	12	11.75	3/7
	Oliver Powe	10	36.1	112	12	9.33	3/8
3	Charlie Sims	5	16	30	11	2.73	4/7
	Jake Davidson	5	18	37	11	3.36	3/6
	Ross Phillips	9	21	92	11	8.36	2/3
	Harry Cope	10	24	95	11	8.64	1/5
	Ted Challenor	9	35	125	11	11.36	2/2
	Jenson Cook	7	34	193	11	31.14	3/14
9	Liam Meade	7	17	46	10	4.60	3/5
	Lachlan McCall	10	29	63	10	6.30	3/5
	Asher Parkin	5	23.3	83	10	8.30	4/8

TOP 10 FIELDING DISMISSALS (including 'keepers)

	Player	Mtchs	Ct	St	Total
1	William Nickelson	5	3	8	11
2	Oscar Meutermans	3	6	4	10
3	James Brandon	10	7	1	8
4	Aidan O'Connell	4	7	-	7
	Brodie Hollins	6	7	-	7
	Brody Pink	9	7	-	7
	Jude Goodman	10	7	-	7
8	Harry Cahut	5	6	-	6
	Asher Parkin	5	6	-	6
	Lachlan McCall	10	6	-	6

CENTURY SCORERS

	Player	Grade	Runs
1	Cameron Willis	U14	108
2	Max Slaughter	U11	100*

HALF-CENTURY SCORERS

	Player	Grade	Runs
1	Ethan Du Payne	U13	94*
	Flynn Horton	U11	94
3	Ben Murdoch	U15	89
4	Harrison Whitten	U15	85*
5	John Morrissey	U12	76
	Billy Nuss	U13	76
7	Thomas Howard	U12	75
	Callum Vidler	U13	75
9	Jude Knapp	U12	74
	Patrick Tierney	U13	74
11	James Brandon	U11	73*
12	Daniel Fitzgerald	U14	72*
13	Dylan Hollins	U12	70
14	Oliver Powe	U11	69
15	Hugh Weibgen	U14	68*
16	Ryan Harten	U14	65*
	Oscar Spicer	U11	65*
	Cameron Lavis	Open	65
	Andrew McLeod	U13	65
20	Mitchell Syrett	U11	64*
21	Edin Duke	U15	62*
22	Lachlan Ford	Open	61
23	Dylan Cope	U15	58*
	William Nickelson	U12	58*
	Liam Bacon	U15	58
26	Archie Smith	U11	57*
	Angus Tolhurst	U14	57*
	Jordan Collison	U11	57
29	Brodie Hollins	U13	56*
	Bailey Dangerfield	U14	56
	Thomas Heading	Open	56
	Nathan Harding	U15	56
33	Isaac Green	U11	55*
	James Prole	U12	55*
	Matthew Rowston	U11	55*
36	Benjamin Ferguson	U13	54*
	Mitch Labrom	Open	54*
	Lachlan Mackay	U14	54*
	Isaac Mills	U14	54*
	Asher Parkin	U11	54*
	Benjamin Roden-Cohen	Open	54
42	Alexander Barr-Thomson	U11	53*
43	Jamieson Parkin	U14	52*
	Eshaan Raj	U14	52*
45	Brody Pink	U11	51*
46	Jack Fewster	U14	50*
	Harry Forster	U15	50*
	Charlie Gaspar	U11	50*
	Ryan Hughes	U14	50*
	Darcy Lewis	U15	50*
	Jesse O'Neill	U15	50*
	Zak Payne	Open	50*
	Liam Treston	Open	50

5 WICKETS OR MORE IN AN INNINGS

1	Harry Forster	U15	5/4
2	Joseph Allan	U13	5/8
3	Tasman Barry	U13	5/13
4	Hilton Bidgood	U15	5/27

HONOUR BOARD PERFORMANCES 2017/18

JUNIOR GIRLS COMPETITION

GRADES UNDER 13 – UNDER 15

TOP 10 RUN-SCORERS

	Player	Inn	Runs	Avg
1	Maddox, Sofi L	10	316	63.2
2	Bateman, Daisey G	11	268	-
3	Tosoni, Stella	12	221	-
4	Spencer, Ava E	10	215	-
5	Crighton, Jessica M	12	195	-
6	Crighton, Holly M	12	194	-
7	Hogan, Holly R	8	134	-
8	Twigg, Jaida H	11	128	18.29
9	Bailey, Indiana R	12	128	-
10	Harris, Abby L	11	115	19.16

TOP 10 WICKET-TAKERS

	Player	Mtchs	Overs	Runs	Wkts	Avg
1	Crighton, Jessica M	12	39	166	16	10.38
2	Crighton, Holly M	12	30	112	10	11.20
3	Maddox, Sofi L	10	32	142	11	12.9
	Harris, Abby L	11	33	148	11	13.45
5	Twigg, Jaida H	11	32	131	8	16.37
6	Spencer, Ava E	11	24	79	7	11.29
	Bateman, Daisey G	11	28	86	7	12.29
8	Pollack, Allegra J	10	24	107	6	17.83
	Lakkoju, Vinaya	9	25	145	6	24.16
10	Tosoni, Stella	12	30	120	5	24.00

TOP FIELDING DISMISSALS (including 'keepers)

	Player	Mtchs	Ct	St	Total
1	Holly Crighton	12	6	-	6



Allan Border and Karen Willis.

PLAYER STATISTICS – JUNIOR GRADES U11 - OPEN

GENERAL NOTE RE STATISTICS & RECORDS

Please note that all tables are based on team abstracts or MyCricket entries submitted by team volunteers. Care has been taken by these volunteers to help the club publish accurate tables but we apologise for any errors or omissions.

STATISTIC FORMATS

Due to the way player statistics are collected and treated, we cannot provide team-based statistics. We apologise for this inconvenience and have listed all players from U11 to U17 in surname alphabetical order per age group. For U8 to U10, statistics are not listed but all players, coaches and managers names are listed.

OPEN DIVISION BATTING (3 teams/35 players)

Player	Innings	Not Outs	Best Score	Runs	Average	Catches	Stumpings	Run Outs
Adams, Griffith T	4	-	31	65	16.25	1	-	2
Chapman, Harry S	1	1	-	-	-	-	-	-
Chapman, William J	3	-	36	51	17.00	1	1	-
Davis, Oscar J	3	-	10	13	4.33	-	-	-
Evans, Max H	4	1	25	63	21.00	1	-	-
Ford, Lachlan P	3	-	61	72	24.00	-	-	-
Furnell, Luke A	3	-	14	21	7.00	-	-	-
Hall-Pearce, Innes E	3	1	21*	47	23.50	-	-	-
Hall-Pearce, MacGregor C	2	-	3	4	2.00	-	-	-
Heading, Thomas W	3	-	56	78	26.00	1	-	-
Hogarth, Mathew E	1	-	11	11	11.00	1	-	-
Hollins, Aidan J	3	2	2*	2	2.00	-	-	-
Honan, Indy M	3	-	26	57	19.00	-	-	-
Jackson, William C	1	-	9	9	9.00	-	-	-
Keir, Oscar W	3	-	33	50	16.67	3	1	-
Labrom, Mitch H	3	1	54*	61	30.50	-	-	1
Lavis, Cameron W	5	-	65	107	21.40	2	-	-
MacGibbon, Alexander S	3	-	25	27	9.00	1	-	1
Magee, Jack L	4	-	42	78	19.50	1	-	-
Magee, Thomas P	5	1	47*	65	16.25	-	-	-
Meutermans, Thomas J	3	-	6	11	3.67	-	-	-
O'Connell, Riley F	5	1	25*	53	13.25	2	-	-
Payne, Zak H	4	1	50*	63	21.00	2	-	-
Pearn, Angus T	3	-	8	14	4.67	1	-	1
Petersen, William P	3	1	22	50	25.00	1	-	-
Rennick, Mack	3	1	10	11	5.50	-	-	-
Roden-Cohen, Benjamin E	5	2	54	133	44.33	1	-	-
Ryan, Charlie T	3	-	5	5	1.67	-	-	-
Siddle, Tom O	3	1	1*	3	1.50	1	-	-
Skoien, Daniel A	3	1	27*	45	22.50	2	-	1
Stanes, Angus D	2	-	3	3	1.50	-	-	-
Theile, James D	2	-	18	18	9.00	-	-	-
Thomas, Callum J	4	1	7*	13	4.33	2	1	-
Treston, Liam S	4	-	50	68	17.00	1	-	-
Waite, Samuel W	5	1	8	11	2.75	3	-	-

OPEN DIVISION BOWLING (3 teams/35 players)

Player	Overs	Maidens	Runs	Wickets	Best	Average
Adams, Griffith T	19	1	74	6	2/19	12.33
Chapman, Harry S	13	2	62	2	1/0	31.00
Chapman, William J	12	1	47	1	1/14	47.00
Davis, Oscar J	2	-	10	1	1/10	10.00
Evans, Max H	13	2	46	4	3/4	11.50
Ford, Lachlan P	9	3	34	1	1/7	34.00
Furnell, Luke A	10	-	53	1	1/32	53.00
Hall-Pearce, Innes E	5	-	44	1	1/21	44.00
Hall-Pearce, MacGregor C	7	2	55	-	0/21	-
Heading, Thomas W	19	3	67	3	2/18	22.33
Hogarth, Mathew E	7	2	18	-	0/18	-
Hollins, Aidan J	9	-	54	-	0/13	-
Honan, Indy M	14	-	94	4	4/39	23.50
Jackson, William C	7	2	33	2	2/1	16.50
Labrom, Mitch H	13	2	80	5	3/24	16.00
Lavis, Cameron W	9	-	35	2	1/5	17.50
MacGibbon, Alexander S	7	1	34	1	1/19	34.00
Magee, Jack L	3	1	8	-	0/8	-
Magee, Thomas P	18	4	53	4	2/13	13.25
Meutermans, Thomas J	2	-	7	-	0/7	-
O'Connell, Riley F	15.4	3	70	3	1/10	23.33
Payne, Zak H	19.2	5	51	6	3/14	8.50
Pearn, Angus T	19	2	66	-	0/8	-
Rennick, Mack	5	-	32	2	2/32	16.00
Roden-Cohen, Benjamin E	11	1	60	1	1/17	60.00
Ryan, Charlie T	10	1	29	1	1/24	29.00
Siddle, Tom O	26	4	82	2	1/17	41.00
Skoien, Daniel A	24	3	64	8	4/30	8.00
Stanes, Angus D	9	-	46	2	1/9	23.00
Theile, James D	9	-	41	-	0/2	-
Treston, Liam S	9	1	58	1	1/23	58.00
Waite, Samuel W	19	6	51	3	2/7	17.00

UNDER 15 BATTING (4 teams/51 players)

Player	Innings	Not Outs	Best Score	Runs	Average	Catches	Stumpings	Run Outs
Andersen, Jacob H	4	-	20	29	7.25	1	-	-
Appleyard, Tom N	3	-	11	12	4.00	1	-	-
Apps, Fergal J	3	-	9	13	4.33	-	-	-
Bacon, Liam S	7	1	58	122	20.33	2	-	-
Barwell, Jaxon B	3	-	5	12	4.00	1	-	1
Bidgood, Hilton	5	1	19	45	11.25	2	-	-
Chapman, Ethan J	2	1	3*	3	3.00	-	-	-
Cope, Dylan J	5	1	58*	134	33.50	-	-	-
Curnow, Max A	4	-	10	13	3.25	1	-	-
Duke, Edin M	4	2	62*	141	70.50	2	-	-
Eason, Jackson	5	2	46*	92	30.67	1	-	-
Eddy, Daniel J	4	1	18	23	7.67	-	-	-
Fischer, Thomas I	5	1	29	49	12.25	3	-	-
Forbes, Campbell R	4	1	28	52	17.33	-	-	-
Forster, Harry J	5	3	50*	111	55.50	-	-	-
Grace, Riley J	5	-	43	85	17.00	1	-	1
Harding, Nathan C	5	1	56	145	36.25	1	-	1
Hindman, Harvey J	1	-	1	1	1.00	-	-	-
Hobart, Lachlan J	6	3	35	44	14.67	3	-	-
Hosking, Angus	7	2	39	113	22.60	4	-	-
Hunter, Harry K	6	-	15	29	4.83	-	-	-
Hunter, William K	2	-	-	-	0.00	-	-	-
Knight, Darcy J	2	-	2	3	1.50	2	-	-
Lee, Harrison	3	-	11	29	9.67	2	-	-
Lewis, Darcy W	4	1	50*	64	21.33	1	-	-
Long, Jackson O	7	2	15	23	4.60	1	-	-
Lyons, Harry R	5	3	34*	80	40.00	3	-	-
Mackie, Cooper P	5	-	44	85	17.00	2	-	-
Mainey, Lachlan J	4	1	5*	7	2.33	-	-	-
Marshall, Alexander	4	1	15	46	15.33	-	-	-
McAuliffe, Jack O	3	1	11	20	10.00	2	-	-
McClure, Joel M	3	-	8	8	2.67	1	1	-
McDonnell, Oscar J	4	1	2	2	0.67	-	-	-
McGill, Luke M	2	1	7	8	8.00	1	-	-
McKazel, Nathan C	2	-	1	1	0.50	1	-	-
Mellick, George P	5	2	22*	55	18.33	1	-	-
Muir, Nicholas A	4	1	42*	63	21.00	-	-	-
Murdoch, Ben D	5	-	89	126	25.20	2	-	2
Newell, Tyler A	5	-	37	106	21.20	2	-	-
Nielsen, Ben P	5	3	32*	101	50.50	1	-	-
O'Neill, Jesse R	3	1	50*	108	54.00	1	-	-
Pearce, Patrick W	4	-	34	87	21.75	-	-	-
Raju, Sanjeev N	3	2	4*	9	9.00	-	-	-
Searle, Mitchell J	3	-	28	56	18.67	1	-	-
Smith, Ethan J	3	-	4	7	2.33	-	-	-
Steedman, Lachlan G	6	1	17	55	11.00	4	-	2
Toy-Wagner, Liam A	4	2	34*	53	26.50	1	-	-
Treston, Dylan A	1	1	5*	5	-	-	-	-
Urquhart, Ned O	5	1	33	62	15.50	-	-	-
Whitten, Harrison B	5	1	85*	211	52.75	-	-	1
Wilkinson, Charles H	3	1	17	37	18.50	-	-	-

UNDER 15 BOWLING (4 teams/51 players)

Player	Overs	Maidens	Runs	Wickets	Best	Average
Appleyard, Tom N	16	3	61	-	0/13	-
Apps, Fergal J	11	-	99	1	1/11	99.00
Bacon, Liam S	19	-	83	2	1/12	41.50
Barwell, Jaxon B	3.1	-	28	-	0/3	-
Bidgood, Hilton	19	4	88	8	5/27	11.00
Chapman, Ethan J	3	-	14	2	1/3	7.00
Cope, Dylan J	7	-	53	2	2/25	26.50
Curnow, Max A	4	-	34	1	1/16	34.00
Duke, Edin M	15.4	1	82	2	2/53	41.00
Eason, Jackson	21.5	1	101	4	2/24	25.25
Eddy, Daniel J	15	-	83	4	2/9	20.75
Fischer, Thomas I	3	3	-	2	2/0	0.00
Forbes, Campbell R	19	-	101	4	3/33	25.25
Forster, Harry J	10.5	2	21	7	5/4	3.00
Grace, Riley J	17	-	114	2	1/11	57.00
Harding, Nathan C	4	-	22	1	1/18	22.00
Hindman, Harvey J	7	3	20	2	2/0	10.00
Hobart, Lachlan J	11	-	68	1	1/7	68.00
Hosking, Angus	20	3	102	6	2/15	17.00
Hunter, Harry K	22	1	141	3	1/11	47.00
Knight, Darcy J	11	1	73	3	2/20	24.33
Lee, Harrison	9	-	82	1	1/36	82.00
Lewis, Darcy W	16	1	81	4	3/22	20.25
Long, Jackson O	19	1	146	3	2/29	48.67
Lyons, Harry R	10	-	52	-	0/3	-
Mackie, Cooper P	8	2	27	6	3/4	4.50
Mainey, Lachlan J	4	-	33	1	1/17	33.00
Marshall, Alexander	4	-	30	1	1/17	30.00
McAuliffe, Jack O	10	-	51	3	2/23	17.00
McClure, Joel M	15	-	87	2	1/11	43.50
McDonnell, Oscar J	7	1	36	1	1/17	36.00
McGill, Luke M	9	-	34	-	0/11	-
McKerzel, Nathan C	10	1	37	1	1/5	37.00
Mellick, George P	16	2	74	7	3/14	10.57
Muir, Nicholas A	8	-	39	3	1/5	13.00
Murdoch, Ben D	22	-	112	5	2/27	22.40
Newell, Tyler A	16	3	81	1	1/19	81.00
Nielsen, Ben P	23	3	106	1	1/25	106.00
O'Neill, Jesse R	12	2	69	2	1/4	34.50
Pearce, Patrick W	4	-	32	1	1/15	32.00
Raju, Sanjeev N	10	-	86	1	1/45	86.00
Searle, Mitchell J	17	-	77	-	0/11	-
Smith, Ethan J	15.4	1	100	-	-	-
Steedman, Lachlan G	16	1	103	1	1/34	103.00
Toy-Wagner, Liam A	15	3	70	3	2/33	23.33
Treston, Dylan A	2	-	26	1	1/26	26.00
Urquhart, Ned O	10	-	57	1	1/19	57.00
Whitten, Harrison B	24	4	103	4	3/11	25.75
Wilkinson, Charles H	21.3	2	111	4	3/43	27.75

UNDER 15 BLUE JUNIOR GIRLS PREMIERSHIP TEAM



VALLEY DISTRICT CRICKET CLUB

KEEPING YOUTH BUSY IN SPORT



UNDER 15 BLUE - 2017/2018

Back Row: Allegra Pollack, Jaida Twigg, Mark Harris (Coach), Sofi Maddox, Sophie Smith.
 Front Row: Vinaya Lakkoju, Abby Harris, Hannah Russell, Erin Appleyard.
 Absent: Jason Maddox (Manager).

Rena G. Simmonds Photography

UNDER 14 GREEN PREMIERSHIP TEAM



VALLEY DISTRICT CRICKET CLUB

KEEPING YOUTH BUSY IN SPORT



UNDER 14 GREEN - 2017/2018

Back Row: Mark Weibgen (Manager), Hugh Weibgen, Harry Dutton, Will Sheedy, Maximilian Sawley, Simon Tolhurst (Coach).
 Front Row: James Horton, Charlie Thomas, George Labrom, Connor Nowlan, Angus Tolhurst, Angus Reinhold, Ned Madden.

Rena G. Simmonds Photography

UNDER 14 BATTING (9 teams/108 players)

Player	Innings	Not Outs	Best Score	Runs	Average	Catches	Stumpings	Run Outs
Anand, Aditya	3	-	21	23	7.67	-	-	-
Anderson, Jacob	4	-	27	58	14.50	2	-	-
Anderson, Toby L	4	-	17	40	10.00	3	-	-
Atkinson, Byron L	4	1	39*	76	25.33	1	-	-
Barbieri Yates, Lucio G	5	1	7*	20	5.00	-	-	-
Bennett, Jakub J	5	1	37	95	23.75	1	-	-
Benson, Jasper A	1	-	35	35	35.00	-	-	-
Black, Harrison T	4	1	8	18	6.00	1	-	1
Bland, Lincoln s	4	-	24	38	9.50	-	-	-
Carr-Brown, Louie	6	1	39*	53	10.60	2	-	-
Cassidy, Harry James J	9	2	17*	49	7.00	4	-	-
Chapman, Eddie B	4	-	12	16	4.00	-	-	-
Chapman, Ethan J	6	1	14*	37	7.40	-	-	-
Chapman, James F	4	1	10*	28	9.33	1	-	-
Cook, Jenson J	8	1	16	49	7.00	1	-	1
Cotton, Harold	5	1	13	22	5.50	-	-	3
Crighton, Jay M	9	4	26*	99	19.80	3	-	-
Dangerfield, Bailey J	4	2	56	91	45.50	2	-	-
Deacon, Zeke M	3	-	5	10	3.33	1	-	-
Doherty, Conall P	4	-	-	-	0.00	-	-	-
Dudgeon, Elliott A	5	-	3	7	1.40	1	-	-
Dutton, Harry	4	-	10	30	7.50	1	-	-
Edwards, Perry V	4	2	12*	17	8.50	-	-	-
Fagan, Lachie D	5	1	9*	11	2.75	2	-	-
Ferguson, Benjamin A	1	1	2*	2	-	-	-	-
Ferrier, Ben J	5	1	26	46	11.50	1	-	-
Ferry, Jeb Aangus J	3	-	30	46	15.33	-	-	-
Fewster, Jack R	5	2	50*	105	35.00	4	-	-
Fitzgerald, Daniel P	5	2	72*	97	32.33	1	-	-
Fitzpatrick, Jack W	4	-	5	7	1.75	1	-	-
Ford, Lachlan P	4	1	16	23	7.67	3	-	2
Foreman, Darcy	5	2	16	21	7.00	-	-	-
Foxlee, Conor N	5	-	13	21	4.20	4	-	-
France, Henry J	3	-	8	9	3.00	-	-	-
Furnell, Joel L	3	-	4	10	3.33	3	-	1
Galvin, Joseph H	4	-	33	52	13.00	-	-	-
Gant, Dylan H	3	1	3	3	1.50	-	-	-
Gant, Matthew T	8	1	28	101	14.43	-	-	-
Gordon, Alexander J	5	-	10	20	4.00	-	-	-
Hardy, Matthew K	10	3	12	21	3.00	1	-	-
Harrold, Blake	4	1	5	10	3.33	-	-	-
Harten, Ryan J	4	1	65*	99	33.00	1	-	2
Hoffman, Thomas J	4	2	43*	68	34.00	2	-	-
Hogarth Howes, Gabriel M	6	1	13*	39	7.80	2	-	2
Horton, James R	5	2	19*	58	19.33	1	-	1
Hrstich, Max R	4	-	26	59	14.75	1	-	-
Hughes, Rocky	8	2	23*	102	17.00	-	-	1
Hughes, Ryan	5	3	50*	101	50.50	4	-	4
Hunter, William K	7	1	20	60	10.00	3	-	-
Hurwood, Thomas W	6	3	19*	47	15.67	2	-	-
Ikin, Joseph A	5	-	13	23	4.60	-	-	-
Innes, Cale W	5	1	8*	25	6.25	-	-	-
Jones, Thomas B	4	-	5	6	1.50	-	-	1
Kelly, Clancy N	5	1	29*	51	12.75	-	-	-
Kendall, Harvey C	5	2	34*	63	21.00	2	-	-
Killen, Angus W	4	1	14	32	10.67	1	-	-
Labrom, George L	4	3	16*	41	41.00	-	-	-
Lansom, Matthew T	5	3	25*	54	27.00	4	-	-
Lloyd, Simon	1	-	1	1	1.00	-	-	-
Logan, Ryan A	6	1	8	18	3.60	3	-	1
Mackay, Lachlan E	7	3	54*	172	43.00	2	-	1
Madden, Ned	4	2	8*	12	6.00	1	-	-
Matheson, Daniel M	4	-	38	62	15.50	1	-	-

UNDER 14 BATTING continued

Player	Innings	Not Outs	Best Score	Runs	Average	Catches	Stumpings	Run Outs
McCabe, Jack R	3	1	22	42	21.00	1	-	-
McIntyre, Finlay C	4	1	10*	15	5.00	2	-	1
Meutermans, Oscar W	7	1	8	21	3.50	6	4	2
Miles, Harrison F	5	2	10*	21	7.00	-	-	-
Miller, Andrew J	7	6	31*	86	86.00	-	-	1
Mills, Isaac N	4	2	54*	166	83.00	1	-	-
Morgan, Edward	4	-	8	19	4.75	2	-	-
Morris, Liam C	2	1	49*	53	53.00	-	-	1
Newman, Patrick M	5	1	29	74	18.50	1	-	-
Nowlan, Connor J	4	2	46*	62	31.00	2	-	-
O'Connell, Aidan P	4	-	16	28	7.00	7	-	-
Parkin, Jamieson T	4	1	52*	57	19.00	-	-	1
Parry, Jonathan J	4	1	4	5	1.67	3	-	1
Pearson, James W	5	-	28	47	9.40	1	-	-
Petersen, Charlie R	5	-	14	41	8.20	-	-	1
Price, Hunter W	5	1	17	55	13.75	-	-	1
Prole, Thomas M	3	-	3	5	1.67	-	-	-
Pye, Fraser J	3	2	5*	8	8.00	3	-	-
Querido, Braden C	2	-	8	8	4.00	2	-	1
Raj, Eshaan D	4	2	52*	74	37.00	-	-	-
Reinhold, Angus	3	-	11	11	3.67	-	-	-
Roachock, Benjamin J	3	1	17*	17	8.50	-	-	-
Rogers, Oliver M	7	2	17*	43	8.60	3	-	1
Sawley, Maximilian R	4	3	46	119	119.00	2	-	-
Shanley, Will W	3	-	3	5	1.67	-	-	-
Sheedy, Will C	4	1	42	79	26.33	1	-	-
Sims, Charlie T	4	2	28*	90	45.00	1	-	1
Sneddon, Alex X	4	1	4	8	2.67	-	-	-
Sones, Louis D	8	1	16	45	6.43	2	-	-
Strachotta, Paul	4	-	12	32	8.00	-	-	-
Taylor, Oliver M	6	2	16	41	10.25	3	-	-
Thomas, Charlie W	3	2	31*	47	47.00	-	-	-
Thomas, Liam P	4	3	36*	64	64.00	2	1	3
Tolhurst, Angus S	4	3	57*	175	175.00	2	-	-
Treston, Dylan A	7	1	46	99	16.50	-	-	1
Trotter, Matthew J	4	-	44	82	20.50	1	1	1
Waite, Connor J	4	1	6	7	2.33	-	-	-
Waite, Joshua D	5	2	17	32	10.67	2	-	1
Watt, Louie G	5	1	25	49	12.25	1	-	-
Watt, Roman S	1	-	18	18	18.00	-	-	-
Weibgen, Hugh D	4	4	68*	228	-	2	3	2
West, James B	5	2	4*	10	3.33	-	-	-
West, Tristan L	8	1	39	101	14.43	5	-	1
Willis, Cameron B	10	5	108	352	70.40	4	-	1
Zipf, Marcus G	6	1	39	111	22.20	1	-	-

UNDER 14 BOWLING (9 teams/108 players)

Player	Overs	Maidens	Runs	Wickets	Best	Average
Anand, Aditya	8.5	-	91	-	0/8	-
Anderson, Jacob	2	-	5	1	1/5	5.00
Anderson, Toby L	18	2	51	2	1/2	25.50
Atkinson, Byron L	15	1	79	2	1/12	39.50
Barbieri Yates, Lucio G	13	1	77	1	1/28	77.00
Bennett, Jakub J	22	3	88	3	2/24	29.33
Benson, Jasper A	5	2	15	-	0/15	-
Black, Harrison T	17	1	86	4	3/9	21.50
Bland, Lincoln s	12	-	64	2	1/8	32.00
Carr-Brown, Louie	9	-	70	1	1/18	70.00
Cassidy, Harry James J	34	1	94	5	2/9	18.80
Chapman, Eddie B	17	1	95	2	1/18	47.50
Chapman, Ethan J	10	-	70	1	1/12	70.00
Chapman, James F	19	3	87	2	1/16	43.50
Cook, Jenson J	34	3	193	11	3/14	31.14
Cotton, Harold	25	3	85	4	3/4	21.25
Crighton, Jay M	28.3	2	151	8	2/6	18.88
Dangerfield, Bailey J	12	1	90	6	2/16	15.00
Deacon, Zeke M	15	2	40	-	0/3	-
Doherty, Conall P	11	-	79	2	2/11	39.50
Dudgeon, Elliott A	9	-	59	-	0/3	-
Dutton, Harry	14	2	51	4	2/4	12.75
Edwards, Perry V	6	-	43	2	1/13	21.50
Fagan, Lachie D	19	-	104	6	3/30	17.33
Ferguson, Benjamin A	4	1	10	3	3/10	3.33
Ferrier, Ben J	16	2	58	4	2/18	14.50
Ferry, Jeb Angus J	10	-	37	1	1/21	37.00
Fewster, Jack R	20	6	59	4	2/21	14.75
Fitzgerald, Daniel P	8	2	41	2	1/4	20.50
Fitzpatrick, Jack W	13.5	1	102	2	1/11	51.00
Ford, Lachlan P	16	1	70	1	1/11	70.00
Foreman, Darcy	21	3	94	2	2/20	47.00
Foxlee, Conor N	5	-	49	-	0/18	-
France, Henry J	9	1	53	1	1/9	53.00
Furnell, Joel L	16	-	43	2	2/6	21.50
Galvin, Joseph H	19	-	124	2	1/6	62.00
Gant, Dylan H	4	-	31	2	1/9	15.50
Gant, Matthew T	40	1	175	6	2/14	29.17
Gant, Ryan F	1	-	21	-	0/21	-
Gordon, Alexander J	20.3	1	136	1	1/63	136.00
Hardy, Matthew K	18	-	150	-	0/8	-
Harrold, Blake	12	-	71	1	1/11	71.00
Harten, Ryan J	18	1	54	6	3/15	9.00
Hoffman, Thomas J	15.5	-	48	2	1/4	24.00
Hogarth Howes, Gabriel M	12	1	48	1	1/5	48.00
Horton, James R	6	-	20	-	0/2	-
Hrstich, Max R	11	1	54	1	1/9	54.00
Hughes, Rocky	24	1	101	4	2/1	25.25
Hughes, Ryan	3	1	13	-	0/13	-
Hunter, William K	6	-	51	2	2/17	25.50
Hurwood, Thomas W	21	1	74	4	2/5	18.50
Ikin, Joseph A	17	3	46	2	1/3	23.00
Innes, Cale W	9	-	58	2	1/8	29.00
Jones, Thomas B	11	-	54	1	1/11	54.00
Kelly, Clancy N	17	2	84	1	1/21	84.00
Kendall, Harvey C	14	2	67	-	0/2	-
Killen, Angus W	21	1	97	3	2/29	32.33
Labrom, George L	15	1	57	3	1/3	19.00
Lansom, Matthew T	13	2	59	3	1/12	19.67
Lloyd, Simon	2	-	12	-	0/12	-
Logan, Ryan A	19	2	79	4	2/8	19.75
Mackay, Lachlan E	16.1	-	56	1	1/23	56.00
Madden, Ned	17	4	67	3	2/20	22.33
Matheson, Daniel M	13.3	1	34	5	3/3	6.80

UNDER 14 BOWLING continued

Player	Overs	Maidens	Runs	Wickets	Best	Average
McCabe, Jack R	10	1	60	-	0/8	-
McIntyre, Finlay C	8	-	45	2	2/37	22.50
Meutermans, Oscar W	2.5	1	19	1	1/19	19.00
Miles, Harrison F	9.5	-	66	2	1/4	33.00
Miller, Andrew J	15	-	85	2	1/23	42.50
Mills, Isaac N	22	2	82	2	1/12	41.00
Morgan, Edward	14	-	90	2	2/40	45.00
Morris, Liam C	11.1	2	75	3	2/0	25.00
Newman, Patrick M	12	-	89	1	1/14	89.00
Nowlan, Connor J	13.4	5	33	7	3/0	4.71
O'Connell, Aidan P	22	7	60	3	2/19	20.00
Parkin, Jamieson T	15.3	4	61	4	2/5	15.25
Parry, Jonathan J	11	1	47	2	1/6	23.50
Pearson, James W	16.5	2	87	1	1/20	87.00
Petersen, Charlie R	19.1	2	50	3	2/20	16.67
Price, Hunter W	22	2	107	3	1/3	35.67
Prole, Thomas M	15	3	40	3	2/12	13.33
Pye, Fraser J	23	4	89	1	1/16	89.00
Querido, Braden C	11	-	80	2	1/10	40.00
Raj, Eshaan D	18	2	60	1	1/13	60.00
Reinhold, Angus	11	1	35	4	2/4	8.75
Roachock, Benjamin J	8	-	64	-	0/29	-
Rogers, Oliver M	21	2	121	4	1/7	30.25
Sawley, Maximilian R	2	1	1	1	1/1	1.00
Shanley, Will W	8	1	45	1	1/22	45.00
Sheedy, Will C	14	2	51	2	1/2	25.50
Sims, Charlie T	16	3	30	11	4/7	2.73
Smith, Oscar J	2	-	14	1	1/14	14.00
Sneddon, Alex X	14.1	-	73	3	2/18	24.33
Sones, Louis D	30	1	133	8	2/5	16.63
Strachotta, Paul	17	3	74	3	1/4	24.67
Taylor, Oliver M	12	1	47	1	1/5	47.00
Thomas, Charlie W	18	3	48	4	2/3	12.00
Thomas, Liam P	10	1	37	1	1/9	37.00
Tolhurst, Angus S	15	1	54	3	2/28	18.00
Treston, Dylan A	16	1	119	4	3/34	29.75
Trotter, Matthew J	15	-	57	1	1/26	57.00
Waite, Connor J	5	-	17	1	1/9	17.00
Waite, Joshua D	21.4	5	62	3	1/10	20.67
Watt, Louie G	16.1	1	130	2	1/32	65.00
Watt, Roman S	3	-	34	-	0/14	-
Weibgen, Hugh D	6	1	22	-	0/22	-
West, James B	14	-	72	1	1/22	72.00
West, Tristan L	12	-	81	3	2/19	27.00
Willis, Cameron B	41.3	7	156	8	2/18	19.50
Willis, Harrison R	1	-	14	-	0/14	-
Zipf, Marcus G	20.3	3	48	2	2/9	24.00

UNDER 13 BATTING (8 teams/100 players)

Player	Innings	Not Outs	Best Score	Runs	Average	Catches	Stumpings	Run Outs
Allan, Joseph P	4	-	10	22	5.50	-	-	-
Allen, Riley M	2	1	2*	3	3.00	-	-	-
Ambrose, Finlay W	6	-	31	52	8.67	-	-	-
Anderson, Joshua T	3	1	17	28	14.00	1	-	-
Andrews, Jack M	5	-	11	15	3.00	-	-	-
Barrie, Oliver	5	-	5	9	1.80	-	-	-
Barry, Tasman G	7	1	45	97	16.17	3	-	-
Bell Bray, Orlando O	5	2	22*	45	15.00	1	-	-
Bell Bray, Sabian B	5	1	25*	59	14.75	1	-	2
Bell, Henry	4	2	15*	18	9.00	1	-	-
Bidgood, Carter C	7	1	37	56	9.33	-	-	-
Boiston, Oliver W	3	1	31	47	23.50	2	-	-
Bond, Genevieve A	6	-	22	38	6.33	2	-	-
Callinan, Sean D	5	3	11	33	16.50	1	-	-
Chapman, Max G	3	1	8*	14	7.00	-	-	-
Clark, Max S	4	2	39	94	47.00	-	-	1
Colen, Lachlan	9	4	24*	72	14.40	2	-	-
Collings, Kaleb J	9	1	6	11	1.38	4	-	-
Cope, Harry J	11	3	31	115	14.38	1	-	3
Coulam, Rudy D	5	1	2*	6	1.50	4	-	-
Courtenay, Benjamin O	5	-	4	6	1.20	-	-	-
Creagan, Karl	8	-	8	19	2.38	2	-	-
Cusack, Tom P	4	2	15*	26	13.00	-	-	-
Daglish, Flynn A	8	2	34*	66	11.00	4	-	-
Du Payne, Ethan G	5	3	94*	152	76.00	3	-	-
Eason, Harrison H	9	2	25*	52	7.43	-	-	-
Evans, Xavier J	5	3	20*	54	27.00	-	-	-
Feltham, Duncan A	3	-	6	8	2.67	2	-	-
Ferguson, Benjamin A	6	4	54*	115	57.50	3	-	-
Gant, Dylan H	7	2	4	10	2.00	4	-	-
Gatehouse, Will C	4	2	32*	39	19.50	-	-	-
Griffin, Nicholas D	5	-	5	10	2.00	4	-	2
Gurr, James A	7	-	4	8	1.14	2	-	-
Hancock, Lucas R	1	-	-	-	0.00	-	-	-
Hancock, Sol K	4	2	9*	17	8.50	-	-	-
Hardcastle, Max J	5	2	24*	29	9.67	4	-	-
Harriden, Beau	5	-	25	25	5.00	3	-	-
Hastie, Andrew	5	2	3*	3	1.00	-	-	-
Hatzipetrou, Nicholas L	3	2	24*	49	49.00	-	-	-
Henderson, Angus A	3	-	6	9	3.00	2	-	-
Hilditch, Guy J	6	2	24	61	15.25	5	-	2
Hobart, Cameron A	6	1	17*	48	9.60	3	-	-
Hollins, Brodie J	6	1	56*	126	25.20	7	-	1
Hollins, Dylan W	5	2	43*	66	22.00	1	-	-
Horton, Jock B	4	1	28	58	19.33	2	-	-
Horton, Thomas P	5	-	6	14	2.80	-	-	-
Howard, Thomas D	1	-	1	1	1.00	-	-	-
Hubbard, Flynn K	5	1	15	33	8.25	1	-	1
Huntley, Lachlan H	5	2	14	37	12.33	-	-	1
James, Hunter	5	-	5	10	2.00	2	-	2
Lavis, Nicholas L	5	1	11*	22	5.50	-	-	-
Lewis, Joseph M	6	1	17	44	8.80	1	-	1
Lister, Oliver F	1	-	1	1	1.00	-	-	-
Love, Ethan J	5	-	36	90	18.00	2	-	-
Love, Jack E	5	1	31	86	21.50	1	-	1
Mackie-Smith, Ben A	4	-	21	23	5.75	-	-	-
Mackintosh, Brad A	4	1	39	79	26.33	2	-	-
Martin, Macaleb W	10	2	24	67	8.38	4	-	1
Marton, Henry S	9	3	31*	99	16.50	2	-	-
Mason, Xavier A	10	2	14	55	6.88	1	-	-
McCall, Jim D	4	-	22	45	11.25	2	-	-
McClure, Alistair J	6	-	25	46	7.67	1	-	-
McKim, Harry W	4	2	15*	23	11.50	2	-	1
Mckinnon, Jake	6	1	3*	8	1.60	-	-	-
McLeod, Andrew G	6	1	65	157	31.40	3	-	3
Mellick, Ronan T	4	2	29*	70	35.00	5	-	-
Mitchell, Thomas P	5	2	25*	37	12.33	3	-	-

UNDER 13 BATTING continued

Player	Innings	Not Outs	Best Score	Runs	Average	Catches	Stumpings	Run Outs
Mulders, Louie W	5	2	44*	81	27.00	-	-	1
Nelson, Henry H	4	2	5	13	6.50	2	-	-
Nuss, Billy T	4	3	76	145	145.00	1	-	-
O'Malley, Henry J	1	1	8*	8	-	-	-	-
O'Neill, Lachlan M	7	1	29	53	8.83	-	-	-
O'Rourke, Cooper A	6	2	33*	113	28.25	-	-	-
Panesar, Yuvraj Y	5	2	5	12	4.00	2	-	1
Phillips, Ross C	9	2	5	8	1.14	-	-	3
Poore, Lachlan	4	1	10*	20	6.67	-	-	-
Reeves, Benjamin W	10	3	19*	55	7.86	3	-	1
Reinke, Benjamin R	7	2	14	38	7.60	2	-	-
Roe, Alexander S	4	3	16*	36	36.00	1	-	1
Sasinandan, Abhay	9	-	17	44	4.89	1	-	1
Scriven, Harry	4	1	42	56	18.67	-	-	-
Seton, Jude G	9	3	42	152	25.33	-	-	4
Simpson, Thomas A	5	-	6	10	2.00	-	-	-
Smith, Oscar J	4	-	19	21	5.25	1	-	-
Sofronoff, Sasha P	3	2	5*	7	7.00	-	-	-
Spence, Oliver L	5	3	26*	91	45.50	3	-	-
Steane-Bear, Fred M	10	6	22*	58	14.50	-	-	1
Syrett, Rhys J	6	1	15*	29	5.80	-	-	2
Telfer, Hamish A	9	1	28	89	11.13	3	-	-
Thompson, James W	1	1	1*	1	-	-	-	-
Tierney, Patrick J	7	-	74	115	16.43	3	-	-
Titmus, Alasdair E	8	3	20	48	9.60	1	-	-
Tolhurst, Benjamin R	2	-	19	19	9.50	-	-	-
Vengateri, Rohan	4	1	18*	25	8.33	-	-	-
Vidler, Callum A	6	3	75	182	60.67	3	1	-
Watson, Ben A	4	2	24	52	26.00	1	-	-
Watt, Roman S	1	-	14	14	14.00	-	-	-
Wheeley, Matthew E	6	1	10	16	3.20	1	-	-
White, Oscar G	3	2	6*	12	12.00	1	-	-
Zahner, Max P	6	1	3*	6	1.20	1	-	-


UNDER 13 BOWLING (8 teams/100 players)

Player	Overs	Maidens	Runs	Wickets	Best	Average
Allan, Joseph P	16	2	41	8	5/8	5.13
Allen, Riley M	5	-	33	1	1/33	33.00
Ambrose, Finlay W	9	-	51	1	1/7	51.00
Anderson, Joshua T	9	-	46	-	0/6	-
Andrews, Jack M	16	-	78	5	4/13	15.60
Barrie, Oliver	13	-	102	1	1/31	102.00
Barry, Tasman G	18.1	2	61	8	5/13	7.63
Bell Bray, Orlando O	20	3	85	1	1/12	85.00
Bell Bray, Sabian B	22	1	89	1	1/5	89.00
Bell, Henry	19	2	65	3	2/14	21.67
Bidgood, Carter C	16.5	1	74	4	2/30	18.50
Boiston, Oliver W	7.4	3	22	1	1/1	22.00
Bond, Genevieve A	9	1	53	1	1/7	53.00
Callinan, Sean D	16	-	89	5	2/16	17.80
Chapman, Max G	13	4	20	2	1/0	10.00
Clark, Max S	10	3	19	2	2/2	9.50
Colen, Lachlan	23.5	1	105	6	3/10	17.50
Collings, Kaleb J	26	-	122	6	4/8	20.33
Cope, Harry J	40.2	5	95	11	3/9	8.64
Coulam, Rudy D	24	4	101	3	1/4	33.67
Courtenay, Benjamin O	13	-	78	1	1/23	78.00
Creagan, Karl	20	1	102	2	1/12	51.00
Cusack, Tom P	9	-	77	1	1/25	77.00
Daglish, Flynn A	19	-	99	3	2/6	33.00
Du Payne, Ethan G	14	3	41	4	2/3	10.25
Eason, Harrison H	21	3	113	-	0/1	-
Evans, Xavier J	8.2	2	55	4	2/6	13.75
Feltham, Duncan A	4	2	4	-	0/0	-
Ferguson, Benjamin A	19	3	66	4	2/9	16.50
Gant, Dylan H	9	-	67	2	1/6	33.50

UNDER 13 BOWLING continued


Player	Overs	Maidens	Runs	Wickets	Best	Average
Gatehouse, Will C	8.3	1	27	3	1/3	9.00
Griffin, Nicholas D	15	5	47	4	2/6	11.75
Gurr, James A	8	1	45	3	2/19	15.00
Hancock, Lucas R	3	-	20	1	1/20	20.00
Hancock, Sol K	10	2	32	2	1/10	16.00
Hardcastle, Max J	17	-	77	3	2/24	25.67
Harriden, Beau	8	-	42	1	1/3	42.00
Hastie, Andrew	16	-	116	3	2/31	38.67
Hatzipetrou, Nicholas L	7	1	18	2	2/11	9.00
Henderson, Angus A	7	-	25	1	1/10	25.00
Hilditch, Guy J	17	2	60	4	1/4	15.00
Hobart, Cameron A	15	2	55	1	1/13	55.00
Hollins, Brodie J	18	6	37	5	2/2	7.40
Hollins, Dylan W	12.2	-	49	1	1/9	49.00
Horton, Jock B	10	-	32	4	2/3	8.00
Horton, Thomas P	5	-	35	-	0/5	-
Howard, Thomas D	2	-	31	-	0/31	-
Hubbard, Flynn K	17	-	58	5	2/13	11.60
Huntley, Lachlan H	14	1	83	1	1/23	83.00
James, Hunter	14.5	1	58	2	1/2	29.00
Lavis, Nicholas L	18	2	65	2	1/13	32.50
Lewis, Joseph M	18	-	73	3	2/4	24.33
Lister, Oliver F	3	-	11	-	-	-
Love, Ethan J	26	3	76	6	2/23	12.67
Love, Jack E	28	3	104	6	2/28	17.33
Mackie-Smith, Ben A	6.4	-	29	3	2/0	9.67
Mackintosh, Brad A	9	-	31	-	0/3	-
Martin, Macaleb W	23	2	106	5	3/7	21.20
Marton, Henry S	28	1	109	8	2/8	13.63
Mason, Xavier A	29	1	144	1	1/10	144.00
McCall, Jim D	9	1	25	3	3/4	8.33
McClure, Alistair J	15	3	47	2	1/8	23.50
McKim, Harry W	10.1	2	41	1	1/8	41.00
McKinnon, Jake	16	-	135	8	2/17	16.88
McLeod, Andrew G	11	-	60	2	1/3	30.00
Mellick, Ronan T	8	-	40	3	1/1	13.33
Mitchell, Thomas P	3	-	12	-	-	-
Mulders, Louie W	16.4	-	75	4	4/24	18.75
Nelson, Henry H	8	-	39	-	0/5	-
Nuss, Billy T	18	2	63	2	1/3	31.50
O'Malley, Henry J	6	-	6	-	0/6	-
O'Neill, Lachlan M	13	-	67	4	3/21	16.75
O'Rourke, Cooper A	24.5	3	63	7	3/4	9.00
Panesar, Yuvraj Y	13	2	43	2	1/6	21.50
Phillips, Ross C	26	1	92	11	3/12	8.36
Poore, Lachlan	8	-	28	3	2/9	9.33
Pulvirenti, Luca J	6	2	14	1	1/14	14.00
Reeves, Benjamin W	28.3	-	122	7	3/21	17.43
Reinke, Benjamin R	15	1	61	1	1/5	61.00
Roe, Alexander S	11	1	31	4	2/5	7.75
Sasinandan, Abhay	18	-	89	2	1/9	44.50
Scriven, Harry	16	1	44	4	3/21	11.00
Seton, Jude G	18	3	83	3	2/6	27.67
Simpson, Thomas A	8.5	1	55	-	0/12	-
Smith, Oscar J	15.3	2	59	6	3/18	9.83
Sofronoff, Sasha P	7.5	-	29	2	1/6	14.50
Spence, Oliver L	23	4	37	6	4/14	6.17
Steane-Bear, Fred M	19.2	4	64	3	1/8	21.33
Telfer, Hamish A	24	1	97	6	2/4	16.17
Thompson, James W	2	-	6	-	-	-
Tierney, Patrick J	11	1	44	2	1/8	22.00
Titmus, Alasdair E	18.4	1	80	3	1/4	26.67
Tolhurst, Benjamin R	2	-	15	-	0/15	-
Vengateri, Rohan	9	1	20	2	1/4	10.00
Vidler, Callum A	18	1	51	2	1/5	25.50
Watson, Ben A	8	-	24	2	1/3	12.00
Watt, Roman S	5	-	17	1	1/17	17.00
Wheeley, Matthew E	18.1	-	121	7	3/33	17.29
White, Oscar G	9	5	16	2	2/2	8.00
Zahner, Max P	20	1	94	5	2/10	18.80


UNDER 13 BLUE JUNIOR GIRLS PREMIERSHIP TEAM



VALLEY DISTRICT CRICKET CLUB

KEEPING YOUTH BUSY IN SPORT






UNDER 13 BLUE - 2017/2018

Back Row: Robert Bailey (Coach), Keith Crighton (Manager).
 First Row: Indiana Bailey, Daisey Bateman, Holly Hogan, Stella Tosoni, Ava Spencer.
 Inserts: Holly Crighton, Jessica Crighton.


Renaud Simmonds Photography


UNDER 13 SILVER PREMIERSHIP TEAM



VALLEY DISTRICT CRICKET CLUB

KEEPING YOUTH BUSY IN SPORT





UNDER 13 SILVER - 2017/2018

Back Row: Richard Anderson (Coach), Joshua Anderson, Sol Hancock, Ethan Du Payne, Ben Mackie-Smith, Angus Henderson, Chris Smith (Manager).
 Front Row: Oscar Smith, Sasha Sofronoff, Harry Scriven, Billy Nuss, Jim McCall, Rohan Vengateri, Henry Nelson.

Renaud Simmonds Photography

UNDER 12 BATTING (9 teams/104 players)

Player	Innings	Not Outs	Best Score	Runs	Average	Catches	Stumpings	Run Outs
Anderson, Patrick J	5	3	27*	68	34.00	1	-	-
Andrews, Samuel J	4	2	34*	45	22.50	2	-	-
Bamford, Jasper R	9	4	19	67	13.40	4	-	1
Barry, Jasper R	4	1	17	40	13.33	1	-	-
Bellamy, Mitchell	4	-	1	1	0.25	-	-	-
Benson, Jake	6	1	18*	46	9.20	3	-	-
Besley, George F	4	-	5	8	2.00	1	-	-
Boiston, Oliver W	4	1	36*	93	31.00	2	-	1
Bosse, Angus M	4	2	42*	64	32.00	2	-	2
Buck, Oliver W	7	4	18*	45	15.00	2	-	3
Cahut, Harry M	5	1	15	24	6.00	6	-	3
Canavan, Riley	5	1	40	101	25.25	1	-	-
Clay, Tom	8	2	17	35	5.83	1	-	-
Cleary, Flynn D	4	1	18	42	14.00	-	-	1
Coco, Noah T	5	-	21	67	13.40	-	-	-
Cole, Caspar T	5	4	44*	125	125.00	-	-	1
Collins, Samuel J	3	-	1	1	0.33	-	-	-
Cooper, Ryan M	4	1	17*	28	9.33	-	-	-
Davidson, Jake D	4	-	20	37	9.25	-	-	-
Davies, Thomas L	5	-	2	4	0.80	-	-	-
Donovan, Parker J	8	4	24	105	26.25	1	-	-
Dunne, Jack W	4	1	7	18	6.00	-	-	-
Ephraims, Joel T	5	2	35*	86	28.67	3	-	-
Fitzpatrick, Cooper K	5	2	39*	48	16.00	1	-	-
Frost, Harry R	5	5	28*	88	-	1	-	-
Gaines, Riley P	10	6	35*	178	44.50	3	-	-
Gandhi, Ruben J	10	2	8*	24	3.00	1	-	-
Gandhi, Tasmin J	9	2	8*	31	4.43	-	-	-
Gittins, Samuel	3	2	7*	12	12.00	-	-	-
Goodman, Jude A	9	9	28*	119	-	7	-	1
Gordon, Oliver J	4	3	36*	82	82.00	1	-	-
Grellman, Harry	4	1	28	56	18.67	-	-	1
Griggs, Sander G	3	-	22	49	16.33	3	-	-
Grimson, Leo M	5	1	6	13	3.25	-	-	-
Gulliver, Harry L	10	5	38*	123	24.60	1	-	-
Gurr, Mitchell D	4	1	10	19	6.33	-	-	-
Hallion, Tom R	4	2	29*	64	32.00	2	-	-
Hancock, Lucas R	4	2	4	5	2.50	-	-	-
Hancock, Samuel T	4	2	12*	21	10.50	1	-	-
Harris, Charlie J	5	-	17	37	7.40	2	-	-
Harris, Henry G	7	-	18	56	8.00	-	-	-
Harrison, Marly O	3	-	5	10	3.33	-	-	-
Hawke, Joshua M	4	-	1	2	0.50	-	-	-
Hayter, Michael W	4	1	16	51	17.00	1	-	-
Henderson, Mitchell L	8	2	14	63	10.50	4	-	-
Henry, Leo D	5	2	32*	79	26.33	1	-	-
Hollins, Dylan W	3	2	70	89	89.00	-	-	-
Howard, Thomas D	4	1	75	112	37.33	-	-	-
Howard, Xavier J	5	1	10*	15	3.75	2	-	-
Jamieson, Reuben	5	1	35	83	20.75	-	-	-
Jeh, Saxon	11	6	30	129	25.80	1	-	-
Jeh, Sierra	10	3	22*	53	7.57	1	-	1
Johnson, Daniel C	4	-	27	57	14.25	-	-	1
Jones, Hayden E	8	3	13*	40	8.00	-	-	-
Jones, Ryan A	5	2	18	49	16.33	1	-	-
Kazzi, William	10	5	11*	42	8.40	2	-	-
Knapp, Jude T	4	2	74	204	102.00	1	-	-
Landsberg, Caleb T	3	2	5*	8	8.00	1	-	-
Lynn, Isaac J	4	-	6	11	2.75	-	-	-
Mann, Oliver M	4	-	4	7	1.75	-	-	-
Martyn-Jones, Finnbar P	4	1	1	2	0.67	-	-	-
Matthew, Jack H	5	1	16*	46	11.50	1	-	1
McNee, William O	4	-	3	3	0.75	-	-	-
Miles, Jonah L	5	1	9	29	7.25	3	-	-
Morris, Louis H	3	2	37*	62	62.00	3	-	1
Morrissey, John J	4	1	76	170	56.67	1	-	1
Murray, Josh	3	1	10*	10	5.00	-	-	-
Nickelson, William A	5	2	58*	124	41.33	3	8	-
Nilsen, Paul	7	2	7*	12	2.40	2	-	-
O'Brien, Tarquin G	5	-	5	7	1.40	-	-	-
O'Malley, Henry J	4	1	5	12	4.00	1	-	-

UNDER 12 BATTING continued

Player	Innings	Not Outs	Best Score	Runs	Average	Catches	Stumpings	Run Outs
Petersen, Jack A	10	5	20	87	17.40	-	-	-
Petrie-Repar, Joseph	4	1	1	2	0.67	-	-	-
Pickering, Jake C	6	4	12*	22	11.00	2	-	-
Pope, Harrison J	5	3	22*	42	21.00	2	-	-
Power, Robbie C	5	2	34	74	24.67	2	-	-
Pratt, Isaac W	10	4	7	27	4.50	-	-	1
Prole, James A	4	2	55*	87	43.50	1	-	2
Rimington, Ed J	4	2	23*	43	21.50	1	-	-
Rogers, Louis C	3	1	16	30	15.00	-	-	-
Ryan, Patrick J	3	-	16	29	9.67	-	-	1
Scarcella, Charlie M	3	2	7*	9	9.00	-	-	-
Sharland, Matthew C	5	2	39	157	52.33	3	-	2
Siddle, Will R	7	4	29*	69	23.00	1	-	-
Small, Thomas A	4	2	16*	26	13.00	1	-	2
Smith, Jack H	5	2	14	36	12.00	1	-	1
Sonar, Maitrey P	4	-	16	16	4.00	-	-	-
Sorensen-Bews, Christian A	7	3	38	132	33.00	3	-	1
Sorensen-Bews, Hamish K	9	7	42*	183	91.50	5	-	3
Tallon, Heath W	10	5	29	185	37.00	5	-	2
Thomas, Edward G	1	1	10*	10	-	-	-	-
Thompson, James W	5	1	16	46	11.50	2	-	-
Tinetti, Tristan C	7	3	24*	79	19.75	1	-	3
Trotter, Mitchell A	4	2	19*	45	22.50	-	-	-
Wark, Ashton	5	2	10*	19	6.33	-	-	-
Watt, Roman S	4	-	30	47	11.75	1	-	-
Wex, Thomas C	3	-	18	19	6.33	-	-	-
Whitta, Rory J	3	1	31	44	22.00	1	-	-
Whitten, Joseph R	5	1	16	45	11.25	3	-	1
Wilcox, Samuel	5	2	22*	64	21.33	1	-	5
Williams, Jackson M	6	1	22	62	12.40	5	-	-
Williams, Thomas C	6	2	21*	44	11.00	4	-	-
Willis, Harrison R	10	1	21	99	11.00	3	-	1
Wright, Sam B	3	-	5	5	1.67	-	-	-

UNDER 12 BOWLING (9 teams/104 players)

Player	Overs	Maidens	Runs	Wickets	Best	Average
Anderson, Patrick J	17	4	52	7	2/4	7.43
Andrews, Samuel J	13	2	78	2	0/14	39.00
Bamford, Jasper R	20	3	55	8	2/4	6.88
Barry, Jasper R	13	-	72	3	2/10	24.00
Bellamy, Mitchell	3	-	25	-	0/10	-
Benson, Jake	15.5	2	62	8	3/3	7.75
Besley, George F	13	2	70	1	1/37	70.00
Boiston, Oliver W	14.4	6	30	5	2/0	6.00
Bosse, Angus M	15	4	21	5	2/7	4.20
Buck, Oliver W	18	-	60	8	3/26	7.50
Cahut, Harry M	12.3	1	33	2	1/2	16.50
Canavan, Riley	17	5	41	2	1/4	20.50
Clay, Tom	28	6	82	7	2/2	11.71
Cleary, Flynn D	14	2	36	1	1/8	36.00
Coco, Noah T	18.4	5	43	6	2/4	7.17
Cole, Caspar T	17	4	40	5	2/1	8.00
Collins, Samuel J	10.5	-	70	-	0/12	-
Cooper, Ryan M	12	1	55	1	1/9	55.00
Davidson, Jake D	18	1	37	11	3/6	3.36
Davies, Thomas L	10	3	35	3	2/21	11.67
Donovan, Parker J	18	2	65	1	1/9	65.00
Dunne, Jack W	4	-	22	1	1/5	22.00
Ephraims, Joel T	18	3	50	6	3/7	8.33
Fitzpatrick, Cooper K	14	-	70	6	2/9	11.67
Frost, Harry R	19.2	2	53	5	2/3	10.60
Gaines, Riley P	25	1	119	4	2/17	29.75
Gandhi, Ruben J	24.2	6	86	8	3/4	10.75
Gandhi, Tasmin J	29	2	108	-	0/6	-
Gittins, Samuel	12	4	31	2	1/7	15.50
Goodman, Jude A	24	3	73	8	3/3	9.13
Gordon, Oliver J	10	1	38	-	0/10	-
Grellman, Harry	10	1	47	2	2/5	23.50

UNDER 12 BOWLING continued

Player	Overs	Maidens	Runs	Wickets	Best	Average
Griggs, Sander G	8	1	42	1	1/7	42.00
Grimson, Leo M	13	2	57	-	0/14	-
Gulliver, Harry L	28	3	116	4	2/12	29.00
Gurr, Mitchell D	13	1	49	2	1/7	24.50
Hallion, Tom R	21	4	45	6	3/4	7.50
Hancock, Lucas R	11	-	52	2	2/19	26.00
Hancock, Samuel T	1	-	-	-	-	-
Harris, Charlie J	14.4	1	89	3	1/4	29.67
Harris, Henry G	22	2	77	5	2/3	15.40
Harrison, Marly O	16	1	58	2	1/18	29.00
Hawke, Joshua M	8	1	57	1	1/18	57.00
Hayter, Michael W	5.5	-	57	1	1/17	57.00
Henderson, Mitchell L	31	2	99	8	2/12	12.38
Henry, Leo D	19	4	63	7	3/12	9.00
Hollins, Dylan W	12	2	42	3	2/15	14.00
Howard, Thomas D	14	-	73	-	0/12	-
Howard, Xavier J	11	-	49	2	1/4	24.50
Jamieson, Reuben	13	4	21	1	1/5	21.00
Jeh, Saxon	28	9	62	8	2/6	7.75
Jeh, Sierra	29.1	4	100	9	3/6	11.11
Johnson, Daniel C	14	-	77	1	1/40	77.00
Jones, Hayden E	27.4	9	90	8	2/7	11.25
Jones, Ryan A	11	1	35	2	2/12	17.50
Kazzi, William	22	-	100	5	3/20	20.00
Knapp, Jude T	15	1	66	3	2/20	22.00
Landsberg, Caleb T	8	1	47	1	1/1	47.00
Lynn, Isaac J	10	-	43	-	0/15	-
Mann, Oliver M	13	-	105	1	1/17	105.00
Martyn-Jones, Finnbar P	11	1	58	3	1/16	19.33
Mathew, Jack H	17	1	64	3	3/5	21.33
McNee, William O	12	-	111	3	2/39	37.00
Miles, Jonah L	18	3	44	6	2/7	7.33
Morris, Louis H	11	2	44	6	3/11	7.33
Morrissey, John J	12	1	76	4	3/37	19.00
Murray, Josh	10	-	49	-	0/12	-
Nickelson, William A	2	-	9	1	1/9	9.00
Nilsen, Paul	15	-	60	1	1/18	60.00
O'Brien, Tarquin G	13	-	53	-	0/6	-
O'Malley, Henry J	5	1	15	-	-	-
Petersen, Jack A	23.2	1	87	6	1/1	14.50
Petrie-Repar, Joseph	13	-	93	1	1/61	93.00
Pickering, Jake C	12	-	100	1	1/16	100.00
Pope, Harrison J	12	2	39	1	1/6	39.00
Power, Robbie C	17	3	42	4	2/15	10.50
Pratt, Isaac W	26	4	75	3	2/11	25.00
Prole, James A	18.5	5	37	5	2/2	7.40
Rimington, Ed J	9	-	60	-	0/16	-
Rogers, Louis C	11	-	75	-	0/7	-
Ryan, Patrick J	10	1	54	2	1/8	27.00
Scarcella, Charlie M	10.5	1	64	3	2/11	21.33
Sharland, Matthew C	16.2	4	42	7	3/7	6.00
Siddle, Will R	16	1	94	2	1/5	47.00
Small, Thomas A	8	-	59	1	1/14	59.00
Smith, Jack H	16	-	67	6	3/7	11.17
Sonar, Maitrey P	13	-	108	1	1/31	108.00
Sorensen-Bews, Christian A	25	-	82	3	1/4	27.33
Sorensen-Bews, Hamish K	23	3	50	5	3/5	10.00
Tallon, Heath W	23	8	56	2	1/0	28.00
Thomas, Edward G	4	-	18	1	1/18	18.00
Thompson, James W	19	1	103	7	3/6	14.71
Tinetti, Tristan C	28	2	115	6	2/37	19.17
Trotter, Mitchell A	15	3	42	6	2/4	7.00
Wark, Ashton	10	-	39	1	1/9	39.00
Watt, Roman S	16	7	69	3	2/14	23.00
Wex, Thomas C	11.1	1	52	1	1/24	52.00
Whitta, Rory J	7	-	49	1	1/12	49.00
Whitten, Joseph R	17	3	62	4	2/5	15.50
Wilcox, Samuel	14	3	51	4	1/0	12.75
Williams, Jackson M	16	2	63	4	2/9	15.75
Williams, Thomas C	19	2	112	5	2/7	22.40
Willis, Harrison R	27	8	62	8	2/0	7.75
Wright, Sam B	11	-	70	-	0/15	-

UNDER 11 BATTING (12 teams/144 players)

Player	Innings	Not Outs	Best Score	Runs	Average	Catches	Stumpings	Run Outs
Ameer, Aidan	4	-	0*	0	0.00	-	-	-
Ashman, Bailey J	5	1	1*	3	0.75	2	-	1
Barber-Hays, Harry W	8	3	2	6	1.20	-	-	1
Barr-Thomson, Alexander S	9	6	53*	141	47.00	1	-	-
Barron, Ted M	11	4	15	56	8.00	1	1	1
Barron, Tommy M	6	-	8	17	2.83	-	-	-
Beirne, Harry T	4	2	16	50	25.00	-	-	-
Belanszky, Nicholas D	10	4	2*	9	1.50	-	-	1
Blaszczyk, Thomas J	1	1	0*	0	-	-	-	-
Boys, Owen M	7	1	44	116	19.33	1	-	1
Brandon, James A	10	7	73*	360	120.00	7	1	6
Brandon, Thomas E	11	4	17*	37	5.29	3	-	1
Bray, Alexander M	5	-	8	15	3.00	1	-	-
Bright, Sean	11	3	22	112	14.00	-	-	2
Brown, Luca J	10	4	14*	38	6.33	1	-	-
Buck, Benjamin	7	3	4*	7	1.75	-	-	-
Burke, Hugh H	10	2	34	101	12.63	3	-	1
Butler, Lenny N	11	3	10*	56	7.00	1	-	2
Carr-Brown, Calvin	12	4	18*	49	6.13	3	-	3
Carroll, Levi	8	4	17	46	11.50	1	-	-
Cavallaro, Frank	5	1	3	6	1.50	-	-	-
Challenor, Ted J	9	1	31	115	14.38	1	-	2
Chanson, Sacha R	5	2	14	22	7.33	1	-	2
Charles, William J	5	3	23	74	37.00	3	-	4
Clark, Angus A	11	4	18*	99	14.14	1	-	-
Cochrane, Robert G	8	1	28	82	11.71	-	-	-
Cole, Max	4	-	1	2	0.50	3	-	1
Coleman, Lachlan A	3	2	16*	38	38.00	2	-	1
Collison, Jordan Z	10	5	57	104	20.80	1	-	-
Curley, Jim A	11	7	32*	94	23.50	1	-	1
Curtin, Noah J	13	5	33	126	15.75	2	-	-
Cusack, Daniel A	7	2	6*	12	2.40	-	-	-
Davidson, Lachlan J	3	1	11	14	7.00	1	-	-
Deacon, Jonathan E	6	1	25	48	9.60	-	-	-
Deem, Isaac	6	1	15*	25	5.00	-	-	1
Dickman, Kian J	13	6	35*	120	17.14	2	-	2
Donaldson, Thomas J	6	3	16	40	13.33	2	-	2
Duncan, Luke P	11	6	16*	92	18.40	1	-	-
Dwyer, William J	8	1	1	3	0.43	-	-	-
Dyer, Harrison	5	2	19	62	20.67	1	-	2
Forrest, Benjamin A	12	3	8	32	3.56	-	-	1
Forrester, Jack T	5	4	14*	50	50.00	1	-	-
Foster, Ewan P	13	5	20*	74	9.25	2	-	-
France, Zac H	6	2	19*	36	9.00	-	-	-
Frechtling, Ryan C	5	-	3	8	1.60	1	-	-
Gant, Ryan F	11	3	43	160	20.00	2	-	2
Gascoigne, Angus	3	-	2	2	0.67	1	-	-
Gascoigne, Charlie	4	1	10	17	5.67	2	-	-
Gaspar, Charlie J	5	3	50*	114	57.00	4	-	3
Gatehouse, Harvey E	3	1	5*	6	3.00	-	-	-
Gillett, Austin J	6	1	26*	50	10.00	-	-	-
Gomez, Sebastian J	6	1	16*	29	5.80	1	-	-
Grasso, Vinnie J	11	4	12*	37	5.29	-	-	2
Green, Isaac	11	5	55*	214	35.67	2	-	3
Grinham, Tom J	9	2	18*	51	7.29	-	-	-
Hall, William J	11	4	10*	44	6.29	1	-	1
Hanigan, Conor	8	3	10*	22	4.40	-	-	1
Henry, James P	4	-	13	20	5.00	-	-	-
Hogan, Harry G	12	3	22	54	6.00	-	-	1
Hogan, Holly R	6	1	20*	59	11.80	3	-	1
Hollingdrake, Thomas	10	2	22*	32	4.00	1	-	1
Horton, Flynn E	6	2	94	210	52.50	1	-	-
Huntley, Liam H	5	-	18	53	10.60	2	-	1
Jones, Ryan A	6	2	38	78	19.50	2	-	-
Justice, Jack W	10	1	8	34	3.78	1	-	1
Kenyon, Toby	11	4	9*	23	3.29	-	-	1
Klaassen, Sam J	12	5	-	42	6.00	2	-	1
Kleinschmidt, Henry	7	1	6	19	3.17	-	-	1
Knowles, George S	11	2	25	101	11.22	3	-	1
Kotze, Luka	4	-	6	12	3.00	-	-	-
Lambley, Henry E	5	3	25*	54	27.00	2	-	1
Leflay, Thomas	13	3	9	51	5.10	5	-	2

UNDER 11 BATTING continued

Player	Innings	Not Outs	Best Score	Runs	Average	Catches	Stumpings	Run Outs
Lewis, Joshua G	15	4	15*	92	8.36	-	-	-
Lewis, Samuel P	5	1	49	127	31.75	2	-	2
Long, Sam A	6	1	3	9	1.80	-	-	-
Lukin, Will J	5	1	8	13	3.25	-	-	-
Macfarlane, Andrew D	7	4	28	65	21.67	2	-	1
Macpherson, Daisy	10	-	3	3	0.30	-	-	-
Macpherson, Darragh N	11	2	27	90	10.00	2	-	-
Malone, Mason J	15	7	20*	68	8.50	1	-	-
McCahon, Finn L	6	3	16*	29	9.67	1	-	-
McCall, Lachlan F	12	4	30	140	17.50	6	-	1
McClure, Cameron G	11	5	17*	54	9.00	1	-	2
McConnel, Alexander	8	3	19	32	6.40	1	-	-
McGauley, William R	12	7	40*	168	33.60	2	-	-
Meade, Liam R	7	3	35*	89	22.25	1	-	-
Moore, Max W	6	1	11	34	6.80	1	-	2
Moramoro, Langanai A	6	4	14*	44	22.00	1	-	3
Morton, Ned D	6	2	12*	21	5.25	-	-	-
Mulcahy, James T	6	2	25*	66	16.50	-	-	-
Murray-Brown, Lincoln D	8	2	7	9	1.50	-	-	-
Nisbett, Matthew L	13	6	27*	129	18.43	3	-	-
Norton, Max E	6	2	24*	35	8.75	-	-	1
O'Neill, Ky B	5	1	10*	27	6.75	4	-	-
Panicken, Vaishnav	8	5	12*	41	13.67	1	-	-
Parkin, Asher W	7	1	54*	100	16.67	6	-	1
Peters, Alexander W	4	-	27	61	15.25	1	-	1
Pink, Brody W	9	4	51*	126	25.20	7	-	4
Powe, Oliver B	11	4	69	174	24.86	2	-	-
Pryor, Lucas	3	-	10	11	3.67	2	-	-
Purcell, Matthew A	4	1	15*	27	9.00	-	-	-
Quarterman, Zachary	12	3	17*	56	6.22	-	-	-
Quinn, Max	6	2	3*	5	1.25	-	-	1
Rajendraprasad, Nithin Pranav	12	5	27*	106	15.14	-	-	1
Rakesh, Nishanth	7	3	12*	20	5.00	-	-	1
Reck, Harrison	5	3	30*	88	44.00	1	-	-
Reinke, James P	8	4	4*	12	3.00	4	-	-
Roberts, Nate T	6	2	20	48	12.00	1	-	-
Roberts, Riley	9	3	15*	57	9.50	-	-	1
Rodgers, Thomas R	13	3	11	32	3.20	-	-	2
Rodman, Maximus J	10	2	20*	62	7.75	2	-	-
Rogers, Gabriel G	5	1	23	56	14.00	5	-	1
Rose, Blake M	10	7	42*	168	56.00	-	-	-
Rowston, Matthew T	11	5	55*	165	27.50	2	-	2
Salter, Jesse F	11	2	13*	59	6.56	2	-	3
Sanders, Van j	3	-	3	6	2.00	-	-	-
Scarinci, Hugh W	7	2	5*	14	2.80	1	-	-
Scholes, Hayden B	8	-	6	18	2.25	1	-	1
Scott-Day, Nate G	5	1	18*	24	6.00	-	-	-
Scott, Nicholas A	5	3	7*	21	10.50	-	-	2
Shearer, Isaac M	9	1	18	37	4.63	-	-	-
Shepherd, Nicholas J	3	1	16	29	14.50	-	-	-
Slaughter, Max P	11	6	100*	213	42.60	1	-	-
Smeaton, Isaac B	10	3	20*	93	13.29	1	-	-
Smith, Archie C	11	6	57*	233	46.60	3	-	2
Sones, Sammy R	11	3	23*	58	7.25	1	-	-
Spence, Alexander L	4	1	10	20	6.67	-	-	1
Spicer, Oscar M	10	3	65*	205	29.29	4	-	2
Stanley, William A	13	4	21*	81	9.00	1	-	1
Stannard, Thomas F	11	6	21*	86	17.20	3	-	3
Syrett, Mitchell J	10	3	64*	194	27.71	3	-	2
Tausney, Luke R	7	1	11	38	6.33	-	-	-
Treston, Tom P	6	4	16*	34	17.00	-	-	-
Turley, Dylan J	9	4	25*	78	15.60	2	-	3
Turner, George M	12	4	23*	103	12.88	2	-	-
Ullman, Parker R	3	-	2	2	0.67	-	-	-
Versace, Remy Lawrence	6	1	12*	26	5.20	-	-	-
Waring, William H	6	1	22*	30	6.00	2	-	2
Wilde, Zachary	5	-	20	46	9.20	-	-	1
Wilke, Anu	13	4	14	37	4.11	2	-	-
Willoughby, Edward T	8	3	9*	16	3.20	-	-	2
Wilson, Max L	9	5	8	40	10.00	2	-	-
Winwood, Oliver J	10	5	12*	49	9.80	-	-	-
Woolaston, James M	6	2	17*	35	8.75	3	-	1
Zandvliet, Nick A	4	2	4	5	2.50	-	-	-

UNDER 11 BOWLING (12 teams / 144 players)

Player	Overs	Maidens	Runs	Wickets	Best	Average
Ameer, Aidan	2.5	-	33	-	0/7	-
Ashman, Bailey J	16	1	70	2	2/18	35.00
Barber-Hays, Harry W	13.2	-	107	1	1/3	107.00
Barr-Thomson, Alexander S	24.2	2	88	6	1/1	14.67
Barron, Ted M	29	6	89	5	2/4	17.80
Barron, Tommy M	16	1	75	4	2/15	18.75
Beirne, Harry T	9	-	17	2	2/2	8.50
Belanzky, Nicholas D	17	-	132	-	0/17	-
Boys, Owen M	12.5	1	60	3	2/16	20.00
Brandon, James A	33	7	70	9	3/5	7.78
Brandon, Thomas E	36.5	5	141	12	3/7	11.75
Bray, Alexander M	15	1	45	3	2/8	15.00
Bright, Sean	27	1	87	9	2/5	9.67
Brown, Luca J	23	5	72	3	1/0	24.00
Buck, Benjamin	10.3	-	68	1	1/2	68.00
Burke, Hugh H	30.2	6	87	5	1/0	17.40
Butler, Lenny N	29	7	93	6	3/16	15.50
Carr-Brown, Calvin	26.3	2	93	2	1/4	46.50
Carroll, Levi	10.3	-	103	-	0/5	-
Cavallaro, Frank	13	-	58	2	1/11	29.00
Challenor, Ted J	35	-	125	11	2/2	11.36
Chanson, Sacha R	13	-	80	3	2/8	26.67
Charles, William J	16.3	1	71	5	2/6	14.20
Clark, Angus A	30	2	87	3	1/12	29.00
Cochrane, Robert G	18.5	1	106	5	2/16	21.20
Cole, Max	11	-	50	2	1/4	25.00
Coleman, Lachlan A	10	1	26	2	1/2	13.00
Collison, Jordan Z	30	1	152	6	2/14	25.33
Curley, Jim A	27	2	133	3	1/0	44.33
Curtin, Noah J	30	2	170	5	1/6	34.00
Cusack, Daniel A	15	-	70	-	0/3	-
Davidson, Lachlan J	10	2	24	3	1/1	8.00
Deacon, Jonathan E	18	-	107	6	3/54	17.83
Deem, Isaac	14	1	37	7	2/4	5.29
Dickman, Kian J	38.1	7	136	8	2/1	17.00
Donaldson, Thomas J	12.1	1	59	1	1/13	59.00
Duncan, Luke P	30	-	113	5	1/2	22.60
Dwyer, William J	15	-	95	1	1/8	95.00
Dyer, Harrison	16	8	30	4	1/1	7.50
Forrest, Benjamin A	24	1	77	5	1/3	15.40
Forrester, Jack T	10	-	28	3	2/9	9.33
Foster, Ewan P	27	-	125	5	2/11	25.00
France, Zac H	8	2	14	3	2/4	4.67
Frechtling, Ryan C	8	-	40	-	0/5	-
Gant, Ryan F	32.5	4	105	8	1/1	13.13
Gascoigne, Angus	12	1	44	1	1/7	44.00
Gascoigne, Charlie	11	-	53	1	1/9	53.00
Gaspar, Charlie J	18	6	39	9	3/1	4.33
Gatehouse, Harvey E	10	-	86	3	2/20	28.67
Gillett, Austin J	9	-	41	4	1/5	10.25
Gomez, Sebastian J	8	-	34	-	0/5	-
Grasso, Vinnie J	27.5	2	121	6	1/1	20.17
Green, Isaac	28	4	82	4	1/4	20.50
Grinham, Tom J	22	1	78	5	1/1	15.60
Hall, William J	29	1	146	2	2/9	73.00
Hanigan, Conor	15	2	67	2	2/13	33.50
Henry, James P	4	-	11	3	2/1	3.67
Hogan, Harry G	30.1	4	102	9	2/9	11.33
Hogan, Holly R	18	5	14	5	3/5	2.80
Hollingdrake, Thomas	31.1	1	153	2	1/10	76.50
Horton, Flynn E	28	4	113	6	2/9	18.83
Huntley, Liam H	17	4	58	5	3/11	11.60
Jones, Ryan A	14	3	50	3	2/4	16.67
Justice, Jack W	27.3	1	130	4	2/9	32.50
Kenyon, Toby	31.3	4	124	6	2/7	20.67
Klaassen, Sam J	25	2	99	2	1/10	49.50
Kleinschmidt, Henry	13.5	1	102	1	1/3	102.00
Knowles, George S	28.2	2	101	3	1/4	33.67
Kotze, Luka	8	2	35	1	1/20	35.00
Lambley, Henry E	17	3	43	4	2/7	10.75
Leflay, Thomas	30	1	125	8	2/13	15.63

UNDER 11 BOWLING continued

Player	Overs	Maidens	Runs	Wickets	Best	Average
Lewis, Joshua G	28	1	157	3	1/2	52.33
Lewis, Samuel P	16.2	3	35	2	1/3	17.50
Long, Sam A	16	1	45	7	3/12	6.43
Lukin, Will J	11	1	44	3	2/12	14.67
Macfarlane, Andrew D	9.9	-	70	1	1/15	70.00
Macpherson, Daisy	24	-	91	9	2/16	10.11
Macpherson, Darragh N	32	2	158	5	1/6	31.60
Malone, Mason J	30	1	154	6	1/2	25.67
McCahon, Finn L	14.1	1	45	2	1/3	22.50
McCall, Lachlan F	29	9	63	10	3/5	6.30
McClure, Cameron G	29	6	134	3	1/11	44.67
McConnel, Alexander	20	2	103	2	1/13	51.50
McGauley, William R	28.2	3	85	8	2/3	10.63
Meade, Liam R	17	-	46	10	3/5	4.60
Moore, Max W	13.3	1	65	2	1/7	32.50
Moramoro, Langanai A	15.3	1	53	6	2/2	8.83
Morton, Ned D	10	1	31	1	1/6	31.00
Mulcahy, James T	10	2	34	3	2/4	11.33
Murray-Brown, Lincoln D	13.5	-	105	1	1/9	105.00
Nisbett, Matthew L	22	3	102	6	1/6	17.00
Norton, Max E	15	-	67	3	1/4	22.33
O'Neill, Ky B	16	1	52	3	1/2	17.33
Panicken, Vaishnav	20	-	101	5	2/9	20.20
Parkin, Asher W	23.3	2	83	10	4/8	8.30
Peters, Alexander W	13	2	49	4	1/1	12.25
Pink, Brody W	30.2	6	120	7	2/3	17.14
Powe, Oliver B	36.1	8	112	12	3/8	9.33
Pryor, Lucas	9	-	49	3	2/5	16.33
Purcell, Matthew A	17	3	92	-	0/1	-
Quarterman, Zachary	29	4	80	3	1/2	26.67
Quinn, Max	13	-	80	3	2/15	26.67
Rajendraprasad, Nithin Pranav	34	1	155	4	1/6	38.75
Rakesh, Nishanth	15	1	74	3	3/12	24.67
Reck, Harrison	14	4	29	5	2/6	5.80
Reinke, James P	14	1	58	3	1/6	19.33
Roberts, Nate T	13	2	38	5	3/10	7.60
Roberts, Riley	16.4	1	73	3	2/21	24.33
Rodgers, Thomas R	32	2	145	4	3/5	36.25
Rodman, Maximus J	22.2	2	132	2	1/5	66.00
Rogers, Gabriel G	16	5	35	8	2/2	4.38
Rose, Blake M	30	2	101	8	1/2	12.63
Rowston, Matthew T	30	1	102	3	1/10	34.00
Salter, Jesse F	29	6	86	5	1/1	17.20
Sanders, Van j	9	2	42	2	2/4	21.00
Scarinci, Hugh W	13	-	40	2	1/5	20.00
Scholes, Hayden B	27.5	3	107	5	2/6	21.40
Scott-Day, Nate G	11	-	25	1	1/3	25.00
Scott, Nicholas A	15	4	25	6	3/8	4.17
Shearer, Isaac M	23	2	83	2	1/2	41.50
Shepherd, Nicholas J	8	1	37	3	1/7	12.33
Slaughter, Max P	31.1	3	124	4	1/2	31.00
Smeaton, Isaac B	24.2	1	111	5	2/21	22.20
Smith, Archie C	28.4	8	63	7	3/8	9.00
Sones, Sammy R	31	1	188	3	1/8	62.67
Spence, Alexander L	10.2	1	35	4	3/12	8.75
Spicer, Oscar M	28	4	103	7	2/9	14.71
Stanley, William A	28.3	1	134	2	1/5	67.00
Stannard, Thomas F	30.1	6	82	4	1/4	20.50
Syrett, Mitchell J	33.1	4	110	8	2/9	13.75
Tausney, Luke R	17	3	54	4	2/16	13.50
Treston, Tom P	10	1	33	2	1/7	16.50
Turley, Dylan J	30.1	5	80	6	2/11	13.33
Turner, George M	27.4	5	68	7	2/1	9.71
Ullman, Parker R	12.5	-	58	1	1/18	58.00
Versace, Remy Lawrence	10	1	33	-	0/1	-
Waring, William H	13.1	-	84	-	0/2	-
Wilde, Zachary	12	-	55	1	1/12	55.00
Wilke, Anu	27	3	99	4	2/8	24.75
Willoughby, Edward T	14.1	-	92	1	1/10	92.00
Wilson, Max L	18	-	94	2	1/7	47.00
Winwood, Oliver J	26	-	168	5	1/5	33.60
Woolaston, James M	2	-	8	1	1/8	8.00
Zandvliet, Nick A	7	1	40	-	0/0	-

PLAYER STATISTICS – JUNIOR GIRLS GRADES U13 – U15

GENERAL NOTE RE STATISTICS & RECORDS

Please note that all tables are based on team abstracts or MyCricket entries submitted by team volunteers. Care has been taken by these volunteers to help the club publish accurate tables but we apologise for any errors or omissions.

STATISTIC FORMATS

Due to the way player statistics are collected and treated, we cannot provide team-based statistics. We apologise for this inconvenience and have listed all players from U11 to U17 in surname alphabetical order per age group. For U8 to U10, statistics are not listed but all players, coaches and managers names are listed.

UNDER 15 GIRLS BATTING (2 teams/24 players)

Player	Innings	Not Outs	Best Score	Runs	Average	Catches	Stumpings	Run Outs
Appleyard, Erin	7	3	NA	36	9	-	-	-
Barker, Alice E	1	-	NA	13	13	-	-	1
Bateman, Daisey G	4	1	NA	25	8.33	-	-	-
Cowan-Dillon, Aster	1	1	NA	19	-	-	-	-
Deem, Eloise	1	1	NA	6	-	-	-	-
Dudgeon, Grace J	1	-	NA	-	-	-	-	-
Harris, Abby L	11	5	NA	115	19.16	-	-	-
Knott, Charlie	1	-	NA	29	29	-	-	-
Lakkoju, Vinaya	9	3	NA	41	6.83	1	-	1
Maddox, Sofi L	10	5	NA	316	63.2	1	-	-
McDade, Charlotte R	1	1	NA	12	-	-	-	-
McNeill, Chelsea	1	-	NA	-	-	-	-	-
Mitchell, Celeste C	1	1	NA	4	-	-	-	-
Mitchell, Sofia R	1	1	NA	6	-	-	-	-
Nankivell, Grace C	1	1	NA	18	-	-	-	1
Papas, Amy S	-	-	NA	-	-	-	-	-
Pollack, Allegra J	10	4	NA	86	14.33	-	-	-
Russell, Hannah	7	4	NA	36	12	-	-	-
Ruttiman, Beth	1	-	NA	1	1	-	-	-
Ryan, Billie H	-	-	NA	-	-	-	-	-
Ryan, Mia	1	1	NA	34	-	-	-	-
Smith, Sophie	5	1	NA	45	11.25	1	-	-
Spencer, Ava	3	1	NA	18	9	-	-	-
Twigg, Jaida H	11	4	NA	128	18.29	1	-	-

*NA – Not Available

UNDER 15 GIRLS BOWLING (2 teams/24 players)

Player	Overs	Maidens	Runs	Wickets	Best	Average
Appleyard, Erin	12	1	41	4	0/3	10.25
Barker, Alice E	2	-	3	2	2/3	1.5
Bateman, Daisey G	10	2	25	-	NA	-
Cowan-Dillon, Aster	3	-	12	2	NA	6
Deem, Eloise	2	-	11	-	0/11	-
Dudgeon, Grace J	2	-	18	-	0/18	-
Harris, Abby L	33	6	148	11	2/3	13.45
Knott, Charlie	1	-	14	-	NA	-
Lakkoju, Vinaya	25	1	145	6	1/6	24.16
Maddox, Sofi L	32	2	142	11	1/15	12.9
McDade, Charlotte R	3	-	20	-	0/20	-
McNeill, Chelsea	2	-	11	-	0/11	-
Mitchell, Celeste C	2	-	13	-	0/13	-
Mitchell, Sofia R	3	-	7	1	1/7	7
Nankivell, Grace C	2	-	18	-	0/18	-
Papas, Amy S	3	-	17	-	0/17	-
Pollack, Allegra J	24	1	107	6	1/19	17.83
Russell, Hannah	25	-	163	2	0/13	81.5
Ruttiman, Beth	2	-	5	1	NA	5
Ryan, Billie H	3	-	21	1	1/21	21
Ryan, Mia	3	-	27	-	NA	-
Smith, Sophie	14	-	61	2	1/7	30.5
Spencer, Ava E	9	-	27	-	NA	-
Twigg, Jaida H	32	4	131	8	1/24	16.37

*NA – Not Available

UNDER 13 GIRLS BATTING (2 teams/24 players)

Player	Innings	Not Outs	Best Score	Runs	Average	Catches	Stumpings	Run Outs
Appleyard, Erin	2	2	21*	27	-	1	-	-
Bailey, Indiana R	12	12	-	128	-	-	-	1
Bateman, Daisey G	11	11	-	268	-	1	-	1
Crighton, Holly M	12	12	-	194	-	6	-	1
Crighton, Jessica M	12	12	-	195	-	1	-	1
Dudgeon, Grace J	1	1	1*	1	-	-	-	-
Dudgeon, Lily R	1	1	7*	7	-	-	-	-
Eddy, Sacha R	2	2	13*	19	-	-	-	-
Glen, Mackenzie	9	9	-	74	-	1	-	-
Hogan, Holly R	8	8	40*	134	-	-	-	-
Lilley, Sophie	4	4	12*	37	-	1	-	1
Malczewski, Emily	3	3	17*	32	-	-	-	-
Massy, Georgie E	3	3	8*	11	-	2	-	-
McNeill, Chelsea	2	2	10*	17	-	-	-	-
Peters, Isabella	3	3	30*	42	-	-	-	-
Seed, Beth	2	2	17*	21	-	-	-	-
Spencer, Ava E	10	10	-	215	-	1	-	1
Tosoni, Stella	12	12	-	221	-	1	-	5

UNDER 13 GIRLS BOWLING (2 teams/24 players)

Player	Overs	Maidens	Runs	Wickets	Best	Average
Appleyard, Erin	10	-	62	2	1/6	31.00
Bailey, Indiana R	18	-	73	-	0/2	-
Bailey, Matilda G	5	-	32	1	1/32	32.00
Bateman, Daisey G	28	1	86	7	2/10	12.29
Crighton, Holly M	30	1	112	10	4/9	11.20
Crighton, Jessica M	39	1	166	16	3/19	10.38
Dudgeon, Grace J	3	-	17	-	0/17	-
Eddy, Sacha R	6	-	25	3	3/10	8.33
Glen, Mackenzie	21	-	85	1	1/15	85.00
Hogan, Holly R	24	-	89	2	1/6	44.50
Leon, Sienna	1	-	5	-	0/5	-
Lilley, Sophie	8	-	27	2	1/6	13.50
Lyons, Bridget	3	-	16	2	2/16	8.00
Malczewski, Emily	12	-	72	4	2/20	18.00
Massy, Georgie E	9	-	48	3	2/17	16.00
McNeill, Chelsea	7	-	28	2	2/18	14.00
O'Kane, Elise	3	-	12	-	0/12	-
Peters, Isabella	9	-	45	2	1/11	22.50
Roberts, Emma	3	-	18	-	0/18	-
Seed, Beth	9	-	77	1	1/24	77.00
Shepley, Keira	3	-	18	-	0/18	-
Shepley, Tahlia	3	-	19	-	0/19	-
Spencer, Ava E	24	-	79	7	2/7	11.29
Tosoni, Stella	30	-	120	5	2/6	24.00

UNDER 11 GIRLS BATTING & BOWLING (3 teams)

NO STATISTICS AVAILABLE



Family Fun Night at Ashgrove Sports Ground.

UNDER 11 TO OPEN (U17) CLUB APPOINTED INDIVIDUAL TROPHIES

UNDER 13 GIRLS COMPETITION	
Batting Average	Daisy Bateman 268 (268 runs, 11 innings, 11 no)
Bowling Average	Jessica Crighton 10.38 (16 wickets)
Most Dismissals	Holly Crighton 6 (6 catches)
Most Valuable Player	Jessica Crighton 195 runs, 16 wickets

UNDER 15 GIRLS COMPETITION	
Batting Average	Sofi Maddox 63.2 (316 runs, 10 innings, 5 no)
Bowling Average	Erin Appleyard 10.25 (4 wickets, 41 runs, 12 overs)
Most Valuable Player	Sofi Maddox 316 runs, 11 wickets

UNDER 11	
Batting Average	James Brandon 120 (360 runs, 10 innings, 7 no)
Bowling Average	Holly Hogan 2.8 (5 wickets, 14 runs, 18 overs)
Most Dismissals	James Brandon 8 (7 catches, 1 stumping)
Most Valuable Player	Flynn Horton 210 runs, 6 wickets

UNDER 12	
Batting Average	Caspar Cole 125 (125 runs, 5 innings, 4 no)
Bowling Average	Jake Davidson 3.36 (11 wickets, 37runs, 18 overs)
Most Dismissals	William Nickelson 11 (3 catches, 8 stumpings)
Most Valuable Player	Matthew Sharland 157 runs, 7 wickets

UNDER 13	
Batting Average	Billy Nuss 145 (145 Runs, 4 innings, 3 no)
Bowling Average	Joseph Allan 5.13 (8 wickets, 41 runs, 16 overs)
Most Dismissals	Brodie Hollins 7 (7 catches)
Most Valuable Player	Tasman Barry 97 Runs, 8 wickets

UNDER 14	
Batting Average	Hugh Weibgen 228 (228 runs, 4 innings, 4 no)
Bowling Average	Charlie Sims 2.73 (11 wickets, 30 runs, 16 overs)
Most Dismissals	Oscar Meutermans 10 (6 catches, 4 stumpings)
Most Valuable Player	Cameron Willis 274 runs, 6 wickets

UNDER 15	
Batting Average	Edin Duke 70.50 (141 runs, 4 innings, 2 no)
Bowling Average	Harry Forster 3.0 (7 wickets, 21 runs, 10.5 overs)
Most Dismissals	Lachlan Steedman, Angus Hosking 4 (4 catches)
Most Valuable Player	Harrison Whitten 211 runs, 4 wickets

OPEN UNDER 17	
Batting Average	Benjamin Roden-Cohen 44.33 (133 runs, 5 innings, 2 no)
Bowling Average	Daniel Skoien 8 (8 wickets, 64 runs, 24 overs)
Most Dismissals	Oscar Keir 4 (3 catches, 1 stumping)
Most Valuable Player	Daniel Skoien 45 runs, 8 wickets

U8 - U10 MODIFIED RULES

PLAYER, COACH & MANAGER LISTS

11 Under 10 Teams, 15 Under 9 Teams, 9 Under 8 teams & 4 Super Six Girls teams = 39 Teams

UNDER 10 BARRACUDAS

Balasubramanian, Siddharth V
Barnett, Zac
Fitzpatrick, Archie R
Flynn, Kian j
Graham, Dean N
Hagarty, Breyton J
Hassed, Aiden E
McGinn, Cooper S
McPhee, Cameron J
Murray, Lachlan J
Teall, Henry A
Veneris, Will D
Coach: Matt McPhee
Manager: Kirsten Hagarty

UNDER 10 BRUMBIES

Bacalakis, Theodore J
Benfield, Jonty A
Casey, Declan L
Laubscher, Zander L
Malton, Kian L
McDade, William S
McNeill, Angus
Patrick Hopes
Polich, Braidyn C
Slesarewich, Thomas
Coach: John Bacalakis
Coach: Brian Polich
Manager: Cindy Bacalakis

UNDER 10 COLTS

Cole, Jed
Cosmi, Lucas
de Maria, Jack p
Horton, Edward P
Lambley, William J
Lewis, William F
Lyons, Bridget
Mackay, Hamish N
Sandstrom, Ben V
Schmidt, Oliver C
Smith, Hamish
Coach: Jason Lambley
Manager: Jules Horton

UNDER 10 DOLPHINS

Baker, Lachlan G
Bennett, Miles W
Bryant, Oliver W
Carracedo, Xavier M
Collins, Isaac M
Craig, Harry G
Dauber, Oliver H
Greene, Jackson
Mellick, Henry J
Mellick, Oliver B
Warner, Callum
Coach: Kieran Dauber
Manager: Susan Collins

UNDER 10 FOXES

Barrett, Hugh P
Gahan, Thomas
Gillman, Elliott F
Harding, Noah W
Hislop, Harrison C
Macklin, Hugo R
Petersen, Matthew J
Schulz, Ethan
Schulz, Harvey
Wu, Daniel X
Yoong, Zachary J
Coach: Matthew Hislop
Manager: Cath Schulz

UNDER 10 HAWKS

Condon, Langdon P
Ferguson, Luke J
Lush, Cooper J
Miller, Angus W
Powell, Archie W
Roberts, Darren
Standfield, Archie
Stream, Tristan
van Doornum, Emmet
Varvari, Angus H
Waters, Henry J
Coach: Andrew Varvari
Manager: Peta Kelly Powell

UNDER 10 KOALAS

Billings, Tobin
Blaszczyk, Benjamin M
Brewer, Owen A
Cleary, Patrick B
Devine, William L
Johnsen, Alex G
Marshall, Harry R
Pallister, Connor
Peake, Robert-Roy A
Reinders, Caleb
Woodward, Andrew J
Coach: Sam Brewer
Manager: Carrie Billings

UNDER 10 MAGPIES

Barron, Tommy M
Cervetto, Joseph J
Clarke, Edward T
Clifford, Sam C
Gallagher, Daniel J
Gallagher, Joseph D
Gentile, Oliver
Graham, Harrison J
McDonald, Carter J
Naughton, Daniel K
Steane-Bear, Ernie J
Coach: James Naughton
Coach: Pino Gentile
Manager: Daniel Bear

UNDER 10 PELICANS

Barrell, Hugh
Brown, Henry S
Clifton, Hamish P
Grice, Joseph
Jay, Zachary J
Jobbins, Michael
Milligan, Zac
Schmidt, Max J
Todman, Hugh
Wood, Harry
Coach: Darren Schmidt
Manager: Helen Clifton

UNDER 10 REDBACKS

Blake, George N
Braben, Tom J
Cray, Ewan W
Douglas, Eddie
Greig, Sam
Kerrigan, Henry M
Longworth, Hamish
Moore, Flynn
Rogers, Archie M
Ward, Archie
Coach: Phil Cray
Manager: Alexandra Blake

UNDER 10 TAIPANS

Bellamy, Lachie L
Farrelly, Liam
Fearnley, Wil A
Hughes, Casey J
Matheson, Riley
Mcdonald, Ben
Mercer, Jack H
Rothwell, Benjamin
Scott, Dominic L
Smith, Colby T
Telford, Luke C
Coach: Chris Smith
Manager: Sean Rothwell

UNDER 9 BULLS

Basha, Balthazar
Cook, Julian
de Jager, Joshua N
Errington, Dylan
Grant, James B
Preston, William M
Smith, Campbell L
Coach: Geoff de Jager
Manager: Ian Preston

UNDER 9 CROCODILES

Barrett, Clancy L
Brumby, Jack W
Devine, Hugh J
Gripske, Hayden S
Hardcastle, Thomas
Malone, Quinn V
Pope, Joshua J
Coach: Ross Hardcastle
Manager: Sam Barrett

U9 DINGOES

Banvill, Callum M
Karoly, Nate W
Mahoney, Oliver P
Meade, Zac E
Metzeling, Cayden J
Stuart, Cooper J
Weibgen, Harry L
Coach: Graeme Stuart
Manager: Jason Karoly

U9 DOLPHINS

Ansell, Hamish
Arthur, Thomas
Carter, Luke
Marlow, Archie
Middleton, Oliver
Newlands, Elliott
Stockwell, Lincoln S
Coach: Justin Carter
Manager: Simon Marlow

U9 FALCONS

Carlson, Fletcher M
Hadfield, Tom
Lessner, Janis Niklas
Murdoch, Matthew
Nothdurft, Edward O
Strong, Lachlan
Warlow, Alex
Coach: Mark Hadfield
Coach: Luke Nothdurft
Manager: Jo-Anne Brannelly

UNDER 9 KANGAROOS

Grayson, Loye
Hogan, Joseph
Page, Henry E
Spence, Mitchell
Stafford, Hugo S
Ullman, Fraser C
Whitta, Aiden
Coach: Jim Grayson
Manager: Alister Whitta

UNDER 9 KOALAS

Aldridge, Owen J
Bird, Ethan J
Browne, Ryan P
Dillane, Hugo J
Miller, Henry J
Monkivitch, Finn J
Reid, Thomas
Saegi, London
Coach: Brendan McConville
Coach: Jeremy Bird
Manager: Noreen Dillane

UNDER 9 LIONS

Beaton, William A
Black, Owen
Easter, William
Jeffery, Thomas J
Lohse, Joseph R
Searles, Oliver
Thirgood, Daniel W
Coach: Peter Beaton & Clint Easter
Manager: Jodie Beaton

UNDER 9 MAGPIES

Allen, Tate A
Andrews, Tobias M
Harris, Callum H
Lewis, Weston G
Manahan, Finn T
Miller, Jake J
Pigott, Leo W
Coach: Fergus Rees
Manager: Carleigh Andrews

UNDER 9 RAMS

Anderson, Kingston R
Bartlett, Thomas G
Butler, James
Jessup, Daniel
Miller, Charlie S
Pilgrim, Edward H
Vickery, Harry J
Coach: Doug Vickery
Manager: Sandy Miller

UNDER 9 REDBACKS

Ananda Poonam Krishthombuge, Senuda
Branch, Eamon W
Colen, Harry B
Davies, Henry O
Forrest, Zadok J
Hudson, Adam R
Nisbett, Lachlan R
Murray Branch
Coach: Kim Hudson & Murray Branch
Manager: Natasha Forrest (Pre-Xmas)
Manager: Janelle Branch (Post-Xmas)

UNDER 9 ROSELLAS

Ambrose, Hugh B
Haling, George A
Mahoney, Blake T
Murray, Fletcher J
O'Keefe, Daniel Q
Speedy, Luke M
Travers, Patrick W
Coach: Tony Speedy
Coach: Michael O'Keefe
Manager: Rebecca Ambrose

UNDER 9 SHARKS

Cavanagh, Andrew
Cross, Ethan J
Hockey, Elliott A
Maiden, Darcy
O'Neill, Jay C
Turnbull, Charlie
Walsh, Baden J
Coach: Tony O'Neill
Coach: Warwick Walsh
Manager: Joel Hockey

UNDER 9 STINGRAYS

Clementson, Hugh R
Harrison, Jayden A
Mahoney, Darcy T
Mercer, Andy
Spencer, Maxwell
Szumowski, Lachlan
Waring, Matthew P
Coach: Danny Clementson
Coach: Paul Szumowski
Manager: Tamsin Mahoney

UNDER 9 WATERDRAGONS

Bishop, Mitchell G
Garden, Jimmy C
Harris, Oliver
Kleinschmidt, George
Smith, Beauie
Tallon, Archer
Waring, Jackson O
Coach: Craig Smith
Coach: Steele Tallon
Manager: Emma McGlade

UNDER 8 BRUMBIES

Blinkhoff, Samuel J
Cahill, Ewan M
Campion, Charlie C
Graham, Lachlan R
Law, Felix
Norlander, Cooper J
Schimke, Aidan
Coach: Andrew Schimke
Manager: Chris Cahill

UNDER 8 CROWS

Coyle, William
Gomez, Elliot G
Hammond, Tomas
McGahan, Finn P
Miles, Eli S
Rowland, Ike S
Travers, Matthew
Coach: David Coyle
Manager: Kasey Rowland

UNDER 8 EAGLES

Bathgate, Andrew B
Craig, Ben
Dauber, William R
Ferguson, Connor
Morley, Conor
O'Shea, Connor
Stevens, Kobi
Coach: Ian Bathgate
Manager: Scott Craig

UNDER 8 EMUS

Bacalakis, Alexander
Blaszczyk, Thomas J
Darley, Liam
Lamers, Evelyn M
Lamers, Jacob J
Manson-Bishop, Rhys
Slesarewich, Wil A
Coach: John Bacalakis
Coach: Martin Blaszczyk
Manager: Katie Slesarewich

UNDER 8 GECKOS

Braben, Jack R
Challenor, Samuel A
Durbin, Oliver
Goold, Bodie A
Green, Oscar T
Nicholas, Flynn
Ragland, William
Coach: Andrew Green
Manager: Jeremy Durbin

UNDER 8 GOANNAS

Arumugam, Ziggy
Cross, Samuel
Duncan, Liam M
Fry, Oscar
Lawrence, Gus
Macaulay, Hugo
Macfarlane, Rafferty
Coach: John Duncan
Manager: Rob Macfarlane

UNDER 8 MARLINS

Cronin, Tom
Johansen, Adam
Landy, George C
Revis, Thomas
Rollason, Tom
Schutz, Rohan J
Watson, Joshua
Coach: Nick Revis
Manager: Fiona Rollason

UNDER 8 TAIPANS

Blakemore, Oliver M
Chandler, Lachlan
Lynn, Thomas
Mylne, Toby J
O'Reilly, Cooper C
Tiel, Archer
Wall, Benjamin J
Coach: David Blakemore
Coach: Michael Chandler
Manager: Donna Lynn

UNDER 8 WALLABIES

Banvill, Sam
Bastow, Alex P
Collins, Patrick J
Irving, Mason
Lambley, Jack B
Maiden, Flynn
Spain, Declan
Coach: Marc Banvill
Manager: Ryan Spain



T20 Blasters at Ashgrove Sports Ground.

SUPER SIXES GIRLS TEAMS (POST CHRISTMAS)

UNDER 8/9 COCKATIELS

Auld, Grace
Daniel, Eloise
Leckie, Lorelei
Mathavan, Charudi
Mathavan, Tharushi
Moore, Mirabella
Stanley, Emma
Coach: Michael Moore
Manager: Andrew Auld

UNDER 8/9 KOOKABURRAS

Bailey, Matilda G
Barrie, Eva
Bell, Prue
Bhatnagar, Misha
Donohue, Ophelia
Johnson, Phoebe
Tinetti, Alyssa
Coach: Phil Tinetti
Manager: Deborah Tinetti

UNDER 8/9 LORIKEETS

Ayliffe, Emma
Callaghan, Lucy
Hunter, Poliana
Martin, Isla
Siriwadhane, Maya
Stewart-Koster, Orla
Eason, Maddison M
Coach: Tony Martin
Manager: Adam Callaghan

UNDER 8/9 ROSELLAS

Gibbons, Eloise
Gibbons, Luca
Jackson, Grace
Quinn, Annabelle
Richardson, Margot
White, Zoe
Wilkinson, Adelaide
Coach: Lincoln Gibbons
Manager: Caroline Wilkinson



Ladies players at Annual Awards Night

ALL TIME JUNIOR RECORDS

PREMIERSHIPS

Open Div 2 (1)	BNJCA: 2013/14	
Under 16 (11)	Old Zone 2 (4):	1975/76, 1980/81, 1981/82, 1982/83
	BNJCA (7):	1994/95, 1997/98, 1998/99, 2000/01, 2001/02, 2002/03, 2006/07
Under 15 (8)	BNJCA: 2004/05, 2006/07, 2007/08, 2014/15, 2015/16, 2016/17 (2), 2017/18	
Under 14 (18)	BNJCA: 1993/93, 1994/95, 1996/97, 1997/98, 1999/00, 2001/02, 2003/04 (2), 2006/07, 2008/09, 2011/12 (2), 2012/13 (2), 2013/14, 2014/15, 2015/16, 2017/18	
Under 13 (18)	BNJCA: 1993/94, 1995/96, 1999/00, 2001/02, 2002/03, 2005/06 (2), 2006/07, 2008/09, 2009/10 (3), 2010/11, 2011/12, 2014/15, 2016/17, 2017/18 (2)	

CLUB CHAMPIONSHIPS

1998/99

UNDER 11 – OPEN GRADES TOP ALL TIME PERFORMERS

TOP 10 RUN-SCORERS

	Player	Inn	NO	HS	Runs	Avg
1	Christopher Fitzgerald	39	16	157*	1700	73.91
2	William Oswell	62	26	90	1628	45.22
3	Ben Bowen	64	21	105	1613	37.51
4	Nicholas Stoddart	42	14	151	1558	55.64
5	Nicholas Kruger	44	15	130*	1488	51.31
6	Andrew Tibbles	56	22	90*	1457	42.85
7	Harry Watson	61	22	103*	1393	35.72
8	Michael Thompson	62	28	94*	1333	39.21
9	Shane Kabel	73	14	85*	1308	22.17
10	Adam Peters	69	17	70*	1307	25.13

TOP 10 WICKET-TAKERS

	Player	Overs	Runs	Wkts	Avg	BBowl
1	Matthew Cooper	317	1115	92	12.12	6/24
2	Dylan Sulzer	307	969	83	11.67	4/11
3	Dean Butt	302	681	74	9.20	5/2
4	Haydon Cooper	298	857	73	11.73	5/14
5	James McCorley	262	797	72	11.07	4/4
	Shane Kabel	305	859	72	11.93	6/14
7	Thomas Nelson	266	843	71	11.87	4/19
	Paul Condon	298	913	71	12.86	4/4
9	Stuart Wilkonson	291	722	69	10.46	4/6
	Adam Peters	268	984	69	14.26	4/5

TOP 10 FIELDING DISMISSALS (including 'keepers)

	Player	Catches	Stumpings	Total
1	Justin Street	41	16	57
2	Michael Thompson	36	15	51
3	Scott Niven	38	6	44
4	Shane Kabel	37	3	40
	Christopher Fitzgerald	26	14	40
6	Jamie Alexander	38	0	38
7	Matthew Habermann	31	2	33
	Jack Straker	26	7	33
9	Adam Peters	31	1	32
	Adam Lockhart-Krause	23	9	32
	Michael Tutticci	32	0	32

TOP 10 HIGHEST AGGREGATE RUNS IN A SEASON

	Player	Season	Age Group	Runs
1	Christopher Fitzgerald	1996/97	U12	574
2	Christopher Fitzgerald	1997/98	U13	565
3	Leonard Hill	1997/98	U16	539
4	Jai Lembryk	2011/12	U14	499
5	Justin Street	1998/99	U16	477
6	Callum Vidler	2016/17	U11	472
7	Scott Niven	2011/12	U17	459
8	Joshua Brown	2009/10	U16	446
9	Alex Thompson	2007/08	U15	439
10	Nicholas Kruger	1995/96	U13	436

TOP 10 HIGHEST AGGREGATE WICKET-TAKERS IN A SEASON

	Player	Season	Age Group	Wickets
1	Will McFarlane	2003/04	U14	32
2	Douglas Fitzgerald	1996/97	U16	29
3	Dean Butt	1998/99	U16	26
	Oliver Ritchie	2007/08	U11	26
	Matthew Cooper	2008/09	U14	26
6	Mathew Bawden	1995/96	U13	25
	Dylan Sulzer	2003/04	U14	25
8	Michael Cook	1994/95	U16	23
	Leonard Hill	1995/96	U14	23
10	William Jensen-Manfield	1998/99	U14	22

TOP 10 HIGHEST INDIVIDUAL SCORES

	Player	Season	Age Group	Score
1	Christopher Schulz	2003/04	U16	160*
2	Christopher Fitzgerald	1996/97	U12	157*
3	Nicholas Stoddart	2012/13	U14	151*
4	Jack Beath	2008/09	U12	150*
5	Justin Street	1998/99	U16	146*
6	Hugh Weibgen	2016/17	U13	139
7	Cooper Mackie	2014/15	U11	138
8	Andrew Stower	2011/12	U17	137*
9	Nicholas Stoddart	2015/16	Open (U17)	130*
10	Nicholas Kruger	1997/98	U16	130

TOP 10 HIGHEST WICKET-TAKERS IN AN INNINGS

	Player	Season	Age Group	Figures
1	Calum Mackay	2013/14	U14	8/23
2	Andrew Malone	1998/99	U16	7/2
3	Will MacFarlane	2003/04	U14	7/11
4	Jack Kibble	2009/10	U11	7/32
5	Will MacFarlane	2003/04	U14	6/4
	Oliver Ritchie	2007/08	U11	6/4
7	Harry Foster	2014/15	U11	6/5
8	Thomas Cramb	2002/03	U13	6/6
	Christopher Kent	2005/06	U14	6/6
	Stephen Hanson	2012/13	U11	6/6



Luke Feldman and Jack Wildermuth after helping Queensland win the Sheffield Shield.



Allan Border and Andrew Gode visit our Friday Night Super 6's.

SUPPORT OUR VALUED SPONSORS

**keith
dudgeon**



CRICKET SPECIALIST



BROADLEY REES HOGAN
brhlawyers.com.au

City
Subaru



Subaru
Toowong



IF YOU KNEW ISUZU LIKE BRISBANE ISUZU



VALLEY DISTRICT
CRICKET CLUB
Est. 1897