



VALLEY DISTRICT CRICKET CLUB

KEEPING YOUTH BUSY IN SPORT

www.valleycricket.org.au

Est. 1897

VALLEY DISTRICT CRICKET CLUB Inc.

Affiliated with the Queensland Cricket Association,
Queensland Sub Districts Cricket Association,
Warehouse Cricket Association Queensland &
Brisbane North Junior Cricket Association

19 SENIOR TEAMS

15 teams affiliated with the Queensland Cricket Association:

Grades: First, Second, Third, Fourth, Fifth, Sixth (2 teams), Under 19 (Male), Under 16 Lord's Taverners, Over 40's (2 teams), Women's First, Women's Second, Under 19 (Female) & Youth Girls (Under 15)

4 teams affiliated with the Queensland Sub Districts Cricket Association:

Grades: C1, C3, Mel Lowings Cup A Grade & Kookaburra Cup

114 JUNIOR TEAMS

80 teams affiliated with Brisbane North Junior Cricket Association:

U10 (11 teams), U11 (15 teams), U12 (14 teams), U13 (13 teams),
U14 (5 teams), U15 (8 teams), Open Division (7 teams), plus,
7 Girls teams - U11 (2 teams), U13 (3 teams) & U16 (2 teams)

28 teams affiliated with Cricket Australia - Master Blaster Friday program:

U8 (10 teams incl. 2 Girls team), U9 (18 teams)

6 teams affiliated with Warehouse Cricket Association Queensland

Division 1 (Winter): U13, U15, U16

Division 2 (Winter): U13, U14, U16

ONE HUNDRED & TWENTY SECOND ANNUAL REPORT & FINANCIAL STATEMENT 2021/2022

To be submitted to the Annual General Meeting,
Ashgrove Bowls Club, Yoku Road, Ashgrove
7.30pm, Wednesday 31 August 2022

124TH YEAR

12 PREMIERSHIPS

1 SENIOR PREMIERSHIP: 1ST Grade Ladies

11 JUNIOR PREMIERSHIPS: Open Grey, Open White, Under 15 Orange, Under 14 Navy, Under 14 Red, Under 13 Girls Emerald, Under 13 Aqua, Under 13 Gold, Under 13 Purple, Under 15 Blue (Post-Xmas) and Under 13 Purple (Post-Xmas)

1432 REGISTERED PLAYERS (including 1203 juniors, 229 seniors, 114 females & 20 All Abilities)

186 Senior Males + 707 Junior Males = 893 Males

43 Senior Females + 71 Junior Females = 114 Females

109 Junior Blasters + 316 Master Blasters (111 Wednesday + 205 Friday) = 381 Boys & 44 Girls

133 TEAMS 1432 TOTAL PARTICIPANTS 300+ VOLUNTEERS

ANNUAL GENERAL MEETING

All members and supporters are cordially invited to attend the Annual General Meeting of the Valley District Cricket Club Inc, to be held at the Ashgrove Bowls Club, Yoku Road, Ashgrove, 7.30pm, Wednesday 31 August, 2022.

AGENDA

1. To receive the 2021/2022 Annual Report and Financial Statements.
2. To elect Office Bearers for the 2022/2023 year.
3. To elect an Honorary Auditor for the 2022/2023 year.
4. General Business.
5. Complimentary Refreshments.

CLUB INFORMATION

Official Club Colours

Navy Blue & Sky Blue

Club Victory Song (an adaptation of the last verse of the old Fortitude Valley Rugby League Club song)

Sitting in the clubhouse after we've won the game
Another famous victory has added to our name
And now as we sit and celebrate
A victory great
We played it straight
The champion Valley Diehards
The boys in Royal Blue

12 First Grade Premierships

1901/02, 1914/15, 1918/19, 1919/20, 1928/29, 1930/31, 1974/75, 1984/85, 1994/95, 1996/97, 2013/14, 2021/22 (Women One-Day)

11 Club Championships

1974/75, 1978/79, 1982/83, 1988/89, 1990/91, 1991/92, 1992/93, 1996/97, 2000/01, 2001/02, 2002/03

10 Australian & 68 Queensland Players ~ 2 Australian & 14 Queensland Women Players

Team of the Century (1897/98-1996/97)

Kepler Wessels, Matthew Hayden, Roy Levy, Allan Border (Captain), Stuart Law, Leo O'Connor (w- k), Jim Harten Snr, Brett Henschell, Alex Hurwood, Malcolm Francke, Col Cooke, Keith Dudgeon (12th man).

(Selected by the Executive Committee for announcement at the Brisbane Grade Cricket Centenary Dinner, Brisbane Convention Centre, 3rd October, 1997)

Historical Highlights

1897/98	Fortitude Valley Cricket Club was formed at a public meeting at Valley Hall, 16 August, 1897. Patron was Sir Samuel Walker Griffith (Premier of Queensland) and President was John McMaster (Mayor of Brisbane). First Grade, captained by John Blackstock, played their first match against North Brisbane at Brisbane Exhibition Ground, Bowen Hills. The match was played over 3 weekends, on 2, 9 & 16 October 1897, and resulted in a draw.
1898/99	Valley won its first Premiership – in Second Grade.
1901/02	Valley won the First Grade Premiership for the first time.
1926/27	Queensland entered the Sheffield Shield competition with Valley player, Leo O'Connor, the State's first Sheffield Shield Captain.
1929/30	Valley played matches at Perry Park for the first time but New Farm Park was also used.
1931/32	The name of the club was changed to Valley District Cricket Club.
1958/59	The Queensland Cricketer's Club was formed with Valley Secretary, Norm McMahon, a driving force behind its formation, elected its first Treasurer.
1960/61	Valley player, Col Hoy, umpired the famous Tied Test between Australia and the West Indies at The Gabba, and all other Tests in that Series.
1967/68	Valley played its last matches at Perry Park.
1968/69	The first games were played at Ashgrove Park, on what is now Norm McMahon Oval. New Farm Park was still in use.
1970/71	Both ovals were now in use at Ashgrove Park. The clubhouse was constructed and officially opened in December, 1970.
1972/73 & 73/74	First Grade won both Channel 0 \$1000 Knockout 1-day competitions with the assistance of famous guest players, Alan Davidson and Richie Benaud, with Benaud playing his last game on an Australian cricket field for Valley in 1973/74.
1974/75	First Grade, captained by Keith Dudgeon, won the Premiership for the first time in 44 years. The club won its first Club Championship.
1976/77	GPS Old Boys Rugby Club became our joint tenants at Ashgrove Park.
1980/81	Australian players, Allan Border and Kepler Wessels joined Valley.
1984/85	Allan Border was appointed Australian Captain, the first Valley player to achieve this honour. First Grade, captained by Terry Khan, won the Premiership. Ashgrove 3 was used for the first time. Games at New Farm Park were phased out.
1992/93	Matthew Hayden made his Test debut, against South Africa. The club won its seventh Club Championship – the third in a row.
1993/94	Valley Juniors was formed, with 400 boys and girls in 32 teams from Under 9 to Under 16.
1994/95	Valley player, Stuart Law, with the support of other Valley players, Allan Border and Matthew Hayden, captained Queensland to its first Sheffield Shield title. First Grade, captained by Brett Henschell, won the Premiership.
1996/97	First Grade, captained by Michael Ephraims, won the Premiership, the club its eighth Club Championship, and Queensland its second Sheffield Shield title.
1997/98	The club's 100 th year was celebrated by 363 attendees at the Centenary Dinner at the Sheraton Hotel, 7 March, 1998. Allan Border, Alan Davidson, and, former Test Umpire, Mel Johnson, were the guest speakers. Pat Welsh, of Channel 7 and brother of former First Grade player, John Welsh, was the MC.
1999/00	Queensland won its third "Shield" title – the inaugural Pura Cup – with Valley players, Matthew Hayden, Joe Dawes, and Lee Carseldine (squad) involved. Club Patron, Allan Border, was selected in Australia's Test Team of the 20 th Century.
2000/01	The club won the Club Championship for the ninth time. Queensland won its fourth "Shield" title – the Pura Cup – with Valley players, Matthew Hayden, Joe Dawes and Lee Carseldine involved.
2002/03	The club won its eleventh Club Championship, its eighth in the last fifteen years.
2003/04	The club won five senior Premierships – 2 nd , 3 rd , 4 th , and 5 th Grades, and B1 Sub Districts – and fielded a record 62 teams: 11 senior teams and 51 junior teams.
2008/09	With the assistance of grants from 3 levels of government, and contributions from the 2 rugby clubs we share our grounds with, the club completed a significant redevelopment of the Peter Easton and Norm McMahon playing fields that incorporated new turf, a new irrigation and drainage system, two 1-million litre water tanks, new and upgraded field lighting, picket fencing to the northern boundary of Peter Easton Oval, a new fairway mower, a new cricket pitch roller, and the completion of the cricket practice nets complex, named the Allan Border & Matthew Hayden Training Centre in honour of two of the club's finest players.
2012/13	Two Senior Championships (1 st Grade T20, Sunday Legends T20), three Senior Premierships (6 th (1) Grade, C1 & C3 Sub Districts) and two Junior Premierships.
2013/14	One Senior Championship (1 st Grade T20), three Senior Premierships (1 st Grade, 6 th (1) Grade, C2 Sub Districts), and two Junior Premierships.
2015/16	Two Senior Premierships (4 th Grade, 6 th (2) Grade) and two Junior Premierships. In recent years, a new dressing room pavilion, new equipment shed and nets.
2018/19	Another record number of teams and players: 124 teams (14 Senior and 110 Junior) including 1419 players (221 Senior and 1198 Junior). First Grade captain Andrew Gode won the Peter Burge Medal, becoming the first medallist from VDCC since the award's introduction in 1990/91. One Senior Championship (1 st Grade One Day, one Senior Premierships (6 th (1) Grade) and eight Junior Premierships. Field lighting upgraded.

VALLEY DISTRICT CRICKET CLUB INC.

ANNUAL REPORT – 2021/2022

TABLE OF CONTENTS

	Page
Office Bearers & Committees	2
Results Summary	4
Honour Board	5
Senior Playing Members List.....	6
EXECUTIVE SUMMARY – Chairman’s Report.....	7
General Manager’s Report	8
Coaching Reports	9
All Abilities Program Report	13
FINANCIAL REPORTS & STATEMENTS	14

SENIOR GRADES – 2021/22

Trophies & Awards	20
Representative Player Lists	21
Honour Board – Top 10 Tables, Centuries, Century Partnerships, 6 Fors, 10 Fors	22
TEAM & PLAYER STATISTICS and CAPTAINS’ REPORTS	26

SENIOR GRADES – ALL TIME RECORDS

Grade History & General Notes	78
REPRESENTATIVE PLAYER LISTS – AUSTRALIA & QUEENSLAND.....	79
Premierships & Club Championships	82
Premiership Team Player Lists.....	83
TOP 20 ALL-TIME PERFORMER TABLES	88
ALL TIME RECORDS - FIRST GRADE	90
ALL TIME RECORDS - ALL OTHER GRADES	97
Best Individual Performances – Grade by Grade	109
Highest Team Scores.....	111
Highest Partnerships – Grade by Grade	112
P.J. Frawley Memorial Shield – Highest Batting Partnership (Pre 1961).....	115
C.R. Thorne Memorial Shield – Highest Batting Partnership (Post 1961).....	116
Outstanding Batting Achievements	117
Outstanding Bowling Achievements.....	117
The Frank & Noreen Vidler Memorial Trophy Honour Board	119

JUNIORS SECTION – 2021/22

Junior Management Committee Chairman's Report	120
Coaches & Managers List	122
BNJCA Points Tables – Under 13 to Open.....	125
REPRESENTATIVE PLAYER DEVELOPMENT COMPETITIONS – BNJCA	127
Honour Board Under 11 to Open – Top 10 Tables, Centuries, Half-Centuries, 5 Fors, Hat Tricks	128
Honour Board Junior Girls Under 11 to Under 16	131
PLAYER STATISTICS – Under 11 to Open	132
PLAYER STATISTICS – Junior Girls Under 11 to Under 16.....	157
INDIVIDUAL TROPHIES – Under 11 to Open	160
PLAYER TEAM LISTS – Modified Rules Under 8 to Under 10	163
PLAYER TEAM LISTS – Under 8 Girls Teams	166

JUNIOR GRADES – ALL TIME RECORDS

Premierships & Club Championships	167
TOP 10 ALL-TIME PERFORMER TABLES – Under 11 to Open	167

OFFICE BEARERS & COMMITTEES – 2021/22

PATRON
AR Border AO

PRESIDENT
RP Easton OAM

VICE-PRESIDENTS
WG Chapman, KE Dudgeon

CHAIRMAN OF THE EXECUTIVE

GW Mitchell

HONORARY SECRETARY

PN Culpan

HONORARY ASSISTANT SECRETARY

RJA Donker

HONORARY TREASURER

MT Jones

EXECUTIVE COMMITTEE

RAJ Anderson, RD Gandhi, SJ Gode, DJ Malone (JMC), J O'Neill, CN Lewis, L Collier, CM Skinner, SA Rees, CJ Lanagan.

QCA DELEGATES

PN Culpan & GR Mitchell

CONDUCT OFFICER

SJ Gode

SPONSORSHIP MANAGER

MG Walter

GROUND'S HIRING OFFICER

GW Mitchell

ADMINISTRATORS

MG Walter & A Lee

BOOKKEEPER

PD Kent

JUNIOR MANAGEMENT COMMITTEE

CF Kempnich (Chairman & Juniors Director of Coaching), J O'Neill (Secretary), A Lee (Junior Registrar & U8 Co-ordinator), DJ Malone (Treasurer), KJ Willis (Social Media & Game Development), M Bell (Equipment Officer), WR Hamburger (Bluecard Officer), P Tinetti (Girls Cricket), H Booth (U9 Co-ordinator), K Greig (U10 Co-ordinator), R Smith (U11 Co-ordinator), K Laughton (U12 Co-ordinator), A Mercer (U13 Co-ordinator), V Gillman (U14 Co-ordinator), J Greaves (U15 Co-ordinator), J Gordon (Open Co-ordinator), C Zipf (BNJCA Delegate), CR Willis (BNJCA Delegate).

CRICKET COMMITTEE

JB (Brett) Neill (Chairman), MG (Matthew) Walter, CF (Clinton) Kempnich, RJA (Bob) Donker, PJ (Peter) Drinnen, BJ (Brad) Murphy.

WOMEN'S CRICKET COMMITTEE

CN (Christie) Lewis (Chair), CR (Christina) Coulson, P (Peter) Ryan, EJ (Eleanor) Swanepoel, P (Phil) Tinetti, M (Maurice) McNeill J (Jason) Pearce.

MEMBER PROTECTION INFORMATION OFFICERS

KJ (Karen) Willis, J (Jo) O'Neill, M (Marie) Bond.

VDCC SUPPORTER'S ASSOCIATION

CJ Lanagan (President), S Easton (Secretary), RP Easton, KE Dudgeon, MJ Weir, JM Stoddart.

ANNUAL REPORT COMMITTEE

PD Kent (Editor), PN Culpan & A Lee (Major Contributors).

STATISTICIANS & RECORDS KEEPERS

PN Culpan (Seniors Statistics & Records), A Lee (Juniors Statistics & Records)

WEBMASTER

PN Culpan

FIRST GRADE SCORER

PN (Pat) Culpan

FIRST GRADE MANAGER

J (Jim) Shinnick

GRADING COMMITTEE (selected senior teams for Round 1)

MP (Matt) Du Payne, PJ (Peter) Drinnen, CF (Clinton) Kempnich, RJA (Bob) Donker, BJ (Brad) Murphy.

SELECTION COMMITTEE (selected senior teams during the season)

MP (Matt) Du Payne (chair), Brad Murphy, team captains.

LIFE MEMBERS

RP Easton OAM	1965	JM Stoddart	1993	RK Retell	2006
DG Kirkman	1967	CG Murphy	1995	PD Kent	2007
CR Leggat	1969	RJM Crawford	1996	PN Culpan	2008
WG Chapman	1972	AB Henschell	1997	SC Fitzgerald	2010
PW Muspratt	1975	DL Walker	1998	GC Brown	2011
KE Dudgeon	1979	IJ Reeves OAM	2000	MR Somerville	2012
FM Francke	1980	DK Hickey	2001	GW Mitchell	2014
RG Perrett	1987	DA Connell	2002	RAJ Anderson	2015
GK Moore	1988	CF Kempnich	2003	JW Shinnick	2018
RA Cowles	1991	KG Tuite	2004		
MB Irwin	1992	ML Dudgeon	2005		

HONORARY MEMBER

SM Hunt	1997
L Shinnick	2018

COACHING PANEL

PD (Peter) Drinnen	Director of Coaching
BJ (Brad) Murphy	Men's Cricket Coach
DP (Derek) Heilbronn	Under 16 Lord's Taverners Coach
CF (Clinton) Kempnich	Juniors Director of Coaching
LJ (Leteysa) Randall	Women's Cricket Coach

SENIOR TEAM CAPTAINS

First Grade:	JS (Josh) Neill
Second Grade:	LR (Luke) Stutter
Third Grade:	KA (Kade) Horan
Fourth Grade:	JJ (James) Hicks
Fifth Grade:	JS (James) Johnson
Sixth Grade (No. 1):	FL (Fergus) Rees
Sixth Grade (No. 2):	DP (Derek) Heilbronn
B3 Sub Districts:	SJ (Steve) Gode
C3 Sub Districts:	CR (Craig) Willis
Under 19 Grade	Z (Zanden) Jeh
Under 16 LT Grade:	S (Saxon) Jeh
Women's 1st Grade	LK (Lexie) Muller
Women's 2nd Grade	EJ (Eleanor) Swanepoel
Over 40's Grade (No. 1)	MG (Mark) Horswill
Over 40's Grade (No. 2)	AJ (Tony) Brown
Sub Districts 50 Over Competition	JJ (Josh) Gittins
Sub-Districts T20 Competition	MD (Michael) Cook



First Grade Limited Overs Club Champion Lachlan Pfeffer with Jim Shinnick.

SEASON RESULTS SUMMARY 2021/22

PREMIERS

First Grade Two Day Competition (Cam Battersby Cup)	Western Suburbs
First Grade One-Day Competition (John McKnoulty Cup)	Gold Coast
First Grade Twenty20 Competition (Tom Veivers Cup)	Gold Coast
Second Grade Two Day Competition	University of Queensland
Second Grade One-Day Competition	Gold Coast
Second Grade Twenty20 Competition	Sunshine Coast
Third Grade Two Day Competition (Norm McMahon Shield)	Redlands
Third Grade One-Day Competition	Wynnum-Manly
Fourth Grade Two Day Competition (Bob Spence Shield)	Northern Suburbs
Fourth Grade One-Day Competition	University of Queensland
Fifth Grade Two Day Competition (Roy Tanner Shield)	Toombul
Fifth Grade One-Day Competition	Toombul
Sixth Grade Two Day Competition (WEP Harris Shield)	Redlands
Sixth Grade One-Day Competition	Wynnum-Manly
C1 Sub Districts	Brookfield United
C3 Sub Districts	Kenmore
Mel Lowings Cup (One-Day Competition)	WPC - Royal Gateway College
Kookaburra Cup (Twenty20 Competition)	Mansfield Lions
Under 19 One-Day Competition	Valley
Under 16 Grade Lord's Taverners (Lew Cooper Cup)	Gold Coast
Katherine Raymont Shield One Day Competition	Valley
Katherine Raymont Shield Twenty20 Competition	Western Suburbs
Jodie Fields Shield	South Brisbane
Kirby Short Cup (Under 19 Female)	Sandgate Redcliffe
Paul Pink Shield (Under 15 Female)	Western Suburbs
Over 40's Competition	Ipswich

MINOR PREMIERS (Valley positions and points are also listed)

Grade	Minor Premiers	Points	VDCC Position	VDCC Points
First (The Damien Mullins Cup)	Ipswich	176.50	9th	110.50
First (The Cam Battersby Cup)	Ipswich	160.50	10th	97.50
First (The John McKnoulty Cup)	Gold Coast	14.00	6th	8.00
First (The Tom Veivers Cup)	Sunshine Coast	7.00	4th (S/W Pool)	5.00
Second (Overall)	University of Queensland	188.00	7th	113.75
Second (Two Day Competition)	University of Queensland	168.00	7th	112.75
Second (One-Day Competition)	Gold Coast	16.00	12th	0.00
Second (Twenty20)	Sunshine Coast	8.00	3rd (S/W Pool)	6.00
Third (Two Day Competition)	Northern Suburbs	107.72	3rd	95.39
Third (One-Day Competition)	Redlands	19.00	4th (S/W Pool)	8.00
Fourth (Two Day Competition)	Northern Suburbs	109.55	7th	74.70
Fourth (One-Day Competition)	Northern Suburbs	18.00	4th (S/W Pool)	8.00
Fifth (Two Day Competition)	University of Queensland	114.21	5th	87.23
Fifth (One-Day Competition)	Toombul	16.00	4th (S/W Pool)	11.00
Sixth (Two Day Competition)	Toombul	123.34	7th	85.63
Sixth (One-Day Competition)	Wynnum-Manly	18.00	3rd & 5th (S/W Pool)	(1) = 9.00 & (2) = 6.00
C1 Sub Districts	Brookfield United	100.74	5th	59.17
C3 Sub Districts	Kenmore	92.32	2nd	74.48
Mel Lowings Cup (One-Day Competition)	WPC Royal Gateway College	32.00	5th	14.00
Kookaburra Cup (Twenty20)	Mansfield Lions	44.89	6th	27.46
U19 (One Day Competition)	Valley	27.00		
U16 Lord's Taverners	Gold Coast	42.00	5th (S/W Zone)	14.00
Over 40's	Ipswich	22.00	(1) = 2nd (Pool B) (2) = 3rd (Pool A)	13.00 14.00
First (Katherine Raymont Shield) – 1 Day	University of Queensland	46.00	3rd	44.50
First (Katherine Raymont Shield) – T20	University of Queensland	25.00	5th	13.00
Second (Jodie Fields Shield)	South Brisbane	68.00	3rd	54.00
Kirby Short Cup (Under 19 Female)	Wynnum-Manly	12.00	3rd	11.00
Paul Pink Shield (Under 15 Female)	Western Suburbs	12.00	9th	2.00

HONOUR BOARD – 1897/98 to 2021/22

PATRON

1897-04 Sir SW Griffith
 1905-07 Sir PA Cooper
 1908-48 TC Beirne
 1949-59 PJ Conway
 1960-62 AJ Lynch
 1963-74 AC Dibdin OBE
 1975 KLM Mossop
 1976-97 JT Harten
 1997-99 FA Vidler
 1999- AR Border AO

PRESIDENT

1897-02 J McMaster
 1903-04 TC Beirne
 1905 BR Bale
 1906-07 TC Beirne
 1908-22 G Down
 1922-23 EG White
 1924-32 J Clark
 1933-42 EG White
 1943-48 PJ Conway
 1949-65 F Flynn
 1966-74 KLM Mossop
 1975-92 NT McMahan OAM
 1992-93 WG Chapman
 1993- RP Easton OAM

VICE-PRESIDENT

1998-18 GD Trivett
 1999- WG Chapman
 1999- KE Dudgeon

CHAIRMAN

1922-32 CL Mossop
 1933-36 LPD O'Connor
 1937-49 PJ Frawley
 1950-52 MH Mossop
 1953-62 KLM Mossop
 1963-74 NT McMahan OAM
 1975-87 UD Thorne
 1987-90 EL Graham
 1990-91 PE Davis
 1991-97 CG Murphy
 1997-09 JM Stoddart
 2009-12 PD Kent
 2012-21 PN Culpán
 2021- GW Mitchell

SECRETARY

1897 A Smith
 1898 GL Eves
 1899-00 JT Corrigan
 1901-02 PJ Maher
 1903-05 WF Kenny
 1906 JT Corrigan
 1907 DJ Corrigan
 1908 WB Hill
 1909 EG Manson
 1910 HN Panton/ OA Davenport
 1911 OA Davenport
 1914-15 BRF Shaw
 1921-24 FG Power
 1925-31 E Colwell
 1932-34 AJ Synott
 1935-43 CR Johnson
 1944-45 J Gannon
 1946-48 MH Mossop
 1949 VG Burris
 1950-61 NT McMahan OAM
 1962-92 RP Easton OAM
 1992-95 JM Stoddart
 1995-96 CG Murphy
 1996-98 K N Hunt

1998-09 JM Stoddart
 2009-11 CS Baldwin
 2011-12 PN Culpán
 2012-21 GW Mitchell
 2021- PN Culpán

TREASURER

1897-04 BR Bale
 1905-06 WB Hill
 1907-08 WB Bruce
 1909 WB Hill
 1910-? CM Davis
 1921-22 AE Gillies
 1923-24 FG Power
 1925 E Colwell
 1926-28 T Chellingworth
 1929-35 VR Gray
 1936-39 BRD O'Connor
 1940 JS Scott
 1941 KLM Mossop
 1942-43 VF Thomas
 1944-60 AC Rogers OBE
 1961-72 DG Kirkman
 1973-82 FM Francke
 1982 GD Harvey
 1983-85 DG Kirkman
 1986-90 RG Perrett
 1990-96 RJM Crawford
 1996-98 BJ Irwin
 1998-07 MB Irwin
 2007-09 PD Kent
 2009-11 PN Culpán
 2011-13 MT Jones
 2013-14 PD Sherman
 2014-16 PN Culpán
 2016- MT Jones

ASSISTANT SECRETARY

1901 JT Corrigan
 1923-25 SW Ayres
 1925-26 T Chellingworth
 1948-50 KF Johnson
 1950-52 K Brady
 1952-53 C Duncan
 1960-62 GA Petrie
 1962-68 FA Vidler
 1968-72 WG Chapman
 1972-73 VW Holland
 1973-75 DC Meldrum
 1975-80 VW Holland
 1982-84 WG Chapman
 1984-85 MB Irwin
 1985-92 JM Stoddart
 1992-93 RA Cowles
 1994-99 DK Hickey
 2000-03 DW Moorhouse
 2004-10 JG Dellit
 2010-14 KG Tuite
 2014-17 JM Dascombe
 2017-19 GY Bristow
 2019- RJA Donker

LIFE MEMBERS

BR Bale
 T Byrne
 WB Bruce
 W Exton
 WB Hill
 PJ Maher
 BR Shaw
 1911 CA Arvier
 1911 G Down (Snr)
 1923 JP Crowe

1925 CL Mossop
 1927 LPD O'Connor
 1927 FA Short
 1929 E Colwell
 1934 Sir LO Wilson
 1936 R Woodruffe
 1937 EG White
 1938 VF Thomas
 1940 KLM Mossop
 1941 C Robinson
 1943 CR Johnson
 1944 PJ Frawley
 1945 HG Hunter
 1946 JS Scott
 1947 AB Mossop
 1949 MH Mossop
 1950 F Flynn
 1951 AC Rogers OBE
 1952 CR Richards
 1953 FJ Oberthur
 1956 NT McMahan OAM
 1957 CR Cuthbertson
 1958 JT Harten
 1959 FA Vidler
 1960 RM Levy
 1961 WE Nolan
 1962 RD Haupt
 1964 LS Jones
 1965 RP Easton OAM
 1966 C Hoy
 1967 DG Kirkman
 1969 CR Leggat
 1970 VW Holland
 1972 WG Chapman
 1973 UD Thorne
 1974 SJ Ryan
 1975 PW Muspratt
 1976 GE Baldwin
 1978 RJO Herring
 1979 KE Dudgeon
 1980 FM Francke
 1987 RG Perrett
 1988 GK Moore
 1991 RA Cowles
 1992 MB Irwin
 1993 JM Stoddart
 1995 CG Murphy
 1996 RJM Crawford
 1997 AB Henschell
 1998 DL Walker
 1999 GD Trivett
 2000 IJ Reeves OAM
 2001 DK Hickey
 2002 DA Connell
 2003 CF Kempnich
 2004 KG Tuite
 2005 ML Dudgeon
 2006 RK Retell
 2007 PD Kent
 2008 PN Culpán
 2010 SC Fitzgerald
 2011 GC Brown
 2012 MR Somerville
 2014 GW Mitchell
 2015 RAJ Anderson
 2018 HM Easton
 2018 JW Shinnick
 2020 PD Sherman

PLAYING MEMBERS (SENIOR) – 2021/22

229 PLAYERS:

H (Hussain) Akbar	TB (Thomas) Gibson	HT (Harry) Marshall	E (Emma) Swanepoel
RAJ (Richard) Anderson	OS (Owen) Gilchrist	MM (Meghan) McCartney	HJ (Hendrik) Swanepoel
M (Molly) Armstrong	SU (Sianna) Ginger	RF (Ryan) McElduff	BE (Brett) Sweeney
CD (Callum) Atchison	JJ (Joshua) Gittins	DP (Dylan) McLachlan	LK (Lauren) Taylor
B (Brendan) Badenhorst	RD (Riley) Gittins	BD (Brock) McLachlan	CW (Charles) Thomas
J (Jacques) Badenhorst	SJ (Samuel) Gittins	J (Justin) McMillan	FS (Flynn) Thomasson
RJ (Robert) Bailey	AJ (Andrew) Gode	CB (Chelsea) McNeill	AWC (Alexander) Thompson
AM (Alex) Balston	SJ (Steven) Gode	AA (Allan) Meincke	MJ (Michael) Toolis
MD (Marc) Banvill	FY (Frances) Goodwin	HW (Henry) Mercer	WE (William) Tozer
JH (Jack) Beath	HL (Harry) Gulliver	JH (Jack) Mercer	CP (Christopher) Tremain
JJ (Jakub) Bennett	DP (Dilukha) Gunatilake	GW (Grant) Mitchell	M (Marcus) Van Vugt
SB (Siddhi) Bhandarker	JR (Jack) Hallion	SR (Sofia) Mitchell	ZA (Zita) Varatharajan
HR (Hayden) Bloomfield	TR (Tom) Hallion	LK (Lexie) Muller	JM (Janu) Varatharajan
LBK (Lucinda) Bourke	WR (Wayne) Hamburger	CD (Christian) Murphy	R (Rohan) Vengateri
CJ (Cameron) Boyce	NC (Nathan) Harding	SR (Shriya) Naidu	EC (Eduard) Venter
NW (Nicholas) Bradford	AL (Abby) Harris	JS (Joshua) Neill	KC (Katarina) Vidakovic
JA (James) Brandon	HG (Henry) Harris	JS (Jason) Neville	CA (Callum) Vidler
AJ (Anthony) Brown	RJ (Ryan) Harten	WA (William) Nickelson	BPC (Brad) Ward
GC (Gavin) Brown	EG (Ella) Harvey	CJ (Connor) Nowlan	LM (Luke) Ward
AJ (Ashley) Brown	SJ (Samuel) Healy	JS (Jason) Nowlan	JT (Jack) Wedmaier
LH (Lucas) Bryan	DP (Derek) Heilbronn	ED (Elise) O'Kane	HD (Hugh) Weibgen
HH (Hugh) Burke	JJ (James) Hicks	JP (Jack) O'Neill	JH (Joshua) Welsh
HF (Harry) Carroll	TP (Timothy) Hill	HH (Harini) Paravithana	TC (Thomas) Wex
TJ (Ted) Challenor	MC (Mikayla) Hinkley	KM (Kara) Pearce	JR (Joseph) Whitten
WG (Gill) Chapman	TJ (Thomas) Hoffman	YN (Yasith) Perera	DM (Donal) Whyte
AG (Annaliese) Childs	HR (Holly) Hogan	LG (Lachlan) Petersen	HG (Hayden) Whyte
DJ (David) Childs	BJ (Brodie) Hollins	LG (Liam) Petersen	JD (Jack) Wildermuth
DJ (David) Childs	DW (Dylan) Hollins	LD (Lachlan) Pfeffer	CB (Cameron) Willis
MS (Max) Clark	KJ (Kira) Holmes	CR (Cameron) Plackett	CR (Craig) Willis
ME (Miles) Coates	KA (Kade) Horan	BC (Braidyn) Polich	HR (Harrison) Willis
RGS (Robert) Cochrane	MG (Mark) Horswill	HJ (Hayley) Pope	HP (Harry) Willmington
KJ (Kyle) Coleman	JGF (Jacob) Horswill	JJD (Joshua) Pope	BT (Brett) Wilson
EG (Eden) Colen	MR (Max) Hrstich	JJ (Joseph) Pratt	JD (James) Wooden
LL (Lachlan) Colen	JAC (Joseph) Ikin	GK (Georgia) Prestwidge	MG (Marcus) Zipf
HJ (Harry) Collier	JL (Jack) Irwin	CM (Chris) Raisbeck	
TA (Thomas) Collier	S (Saxon) Jeh	SA (Scott) Read	
JJ (Jake) Collins	S (Sierra) Jeh	CIF (Conor) Rees	
DJ (Daniel) Cook	Z (Zanden) Jeh	FL (Fergus) Rees	
MD (Michael) Cook	JS (James) Johnston	SA (Stuart) Rees	
DJ (Dylan) Cope	RH (Richard) Johnston	FT (Finian) Roantree	
RD (Rudy) Coulam	JL (Jessica) Jonassen	LT (Luke) Ronday	
CR (Christina) Coulson	HE (Hayden) Jones	MJ (Murray) Rowbotham	
LT (Lachlan) Cox	NG (Naomi) Jones	NJ (Nick) Ryall	
BL (Bruce) Crawford	JK (John) Joyce	BH (Billy) Ryan	
TL (Thomas) Davies	SS (Shane) Kabel	JJS (Jason) Sangha	
JH (Joseph) Dawes	CF (Clinton) Kempnich	BA (Beth) Seed	
RA (Robert) Dendle	JR (Joshua) Kerr	CA (Charlotte) Serisier	
RJA (Bob) Donker	DM (David) Khan	JG (Jude) Seton	
OJ (Ophilia) Donohue	UT (Usman) Khawaja	MJ (Matt) Sheather	
M (Meg) Doohan	KH (Kevin) Kretschmer	Z (Zoha) Siddiqi	
PW (Paul) Draheim	ME (Madison) Laing	PW (Palam) Singh	
JS (Jayden) Draper	JM (Joshua) Lait	MA (Mark) Small	
EG (Ethan) Du Payne	CJ (Christopher) Lanagan	TA (Thomas) Small	
MP (Matthew) Du Payne	BT (Ben) Lanigan	HP (Hayden) Smalley	
JW (Joshua) Durkin	HW (Hugh) Leeson-Smith	CJ (Christopher) Smith	
BA (Benjamin) Ferguson	CN (Christie) Lewis	SL (Sophie) Smith	
AR (Andrew) Forbes	SP (Samuel) Lewis	JS (Joe) Sorby	
HR (Harry) Frost	SP (Sam) Loch	OL (Oliver) Spence	
BE (Byron) Gale	CP (Cooper) Mackie	OL (Oliver) Spence	
DP (Damon) Gale	SL (Sofi) Maddox	JE (Jordan) Spilsbury	
MJ (Morgan) Galvin	TP (Thomas) Magee	SJ (Sheldon) Stackpoole	
TJ (Tasmin) Gandhi	DJ (Danny) Malone	MT (Mark) Steketee	
MT (Matthew) Gant	J (Jon) Malone	NG (Nick) Stevens	
S (Shrey) Garg	MJ (Mason) Malone	LR (Luke) Stutter	
WA (William) Garske	JO (Jack) Mann	EJ (Eleanor) Swanepoel	

EXECUTIVE SUMMARY

Dear Players, Parents and Supporters,

The Executive is pleased to present the 2021/22 Annual Report and Financial Statement of the Valley District Cricket Club.

This report marks my first as Chairperson of Valley District Cricket Club (VDCC) after my election at our AGM in August of 2021 and I would like to start by acknowledging our previous Chair Pat Culpan for his 9 years of service in the role and his ongoing commitment to the club. We also welcomed several new members to the executive, including 3 ladies which now sees your executive committee more representative of the membership of the club, which is a positive step.

The 2021-22 season provided many challenges and most importantly highlights both on the field, and off. I will leave the majority of the on-field highlights to the various accounts contained throughout the annual report. Regarding the off-field highlights, the executive embarked on a number of initiatives which will ensure that our club has the framework and governance in place to both survive and prosper as a modern sporting club. These included an update of our near 30-year-old constitution which we will look to implement at our 2022 AGM, review and implementation of our new member protection policy and complaints handling procedures, establishment of an infrastructure plan and with the development and implementation of a 5 year strategic plan a priority in the near future. These items as well as our first full club survey and internal whole of club coaching review, will ensure that VDCC continues to focus on providing a safe and inclusive environment for our members and their families to enjoy their cricket.

The club continues to maintain a strong financial position and I wish to thank all members for this, whether it is through simply paying your club membership or contributions to fundraising or other activities. I would especially like to thank both Mark Jones our Treasurer and Peter Kent who looks after the club's day to day accounts for their outstanding service in this area and their ongoing support of the club. VDCC has over the last few years been able to develop a number of alternative revenue streams to our traditional fee-paying structure, such as our Social Enterprise Mowing agreement with the Brisbane City Council and the Valley Coaching Academy. These help ensure the club maintains its strong financial position which in turn allows us to do more for our members.

Infrastructure was again at the forefront of activities at VDCC this year with the club completing a net upgrade. Coupled with the current lighting upgrade for the nets will see us provide a training facility in line with the most recent lighting standards and one which our players deserve. At the time of writing the club has also turned soil on the Clubhouse upgrade and we thank our various partners in this project, co-tenant GPS Rugby, Cricket Australia, Queensland Cricket, Brisbane City Council through Councillor Steve Toomey and Queensland State Government through Member for Cooper Jonty Bush for their contributions to the project. This well needed upgrade to our current clubhouse and field 3 facilities will benefit all members, families and the local community for many years to come. Through our new infrastructure plan the club will maintain a focus on providing infrastructure the meets and exceeds the requirements of our members and we look forward to the completion of projects such as the net lighting upgrade, Mitchelton Pony Club junior fields and upgrades to field 3.

Our club functions through the structure of sub-committees and I would like to thank those committees for their ongoing commitment and work in their particular area.

The Junior Management Committee this season had 114 teams playing cricket across our competitions and I would like to thank and acknowledge the work of Clinton Kempnich, Karen Willis, Andrea Mercer, Martin Bell, Jim Gordon, Wayne Hamburger, Vanessa Gillman, Katrina Laughton, Hollie Booth, Phil Tinetti, Rod Smith, Jacqui Greaves and BNJCA Delegates Chris Zipf and Craig Willis. A special thanks also to JMC Registrar Amy Lee for her work in this role and the Valley Academy. Both our men's and women's cricket committees continued their good work in their respective areas, and I would like to acknowledge Brett Neill, Matt DuPayne, Bob Donker, Clinton Kempnich, and club coaches Peter Drinnen/Brad Murphy for their work in our men's program. Our women's cricket committee of Christie Lewis, Peter Ryan, Phil Tinetti, Maurie McNeil, Christina Coulson and Jason Pearce continue their great work in this growing area of the club and again I thank all for their involvement and commitment. The club embarked on both an anonymous survey and internal coaching review and has used both pieces to shape our coaching programs for season 2022/23.

Our club celebrated success this summer through 11 Junior Premierships: Open Grey, Open White, Under 15 Orange, Under 14 Navy, Under 14 Red, Under 13 Girls Emerald, Under 13 Aqua, Under 13 Gold, Under 13 Purple and Postxmas Under 15 Blue and Under 13 Purple. A fine achievement from our 114 junior teams. In our senior ranks our 1st Grade ladies nail biting 1 wicket win over a determined University on South's Norm Gray Oval was a great reward for all involved in our female program. This program continues to go from strength to strength and was a great reward for all those involved. The Under 19 men also claimed the premiership in this age group, going through the season undefeated, before completing a resounding defeat of a highly fancied Toombul outfit on Peter Easton Oval in the Grand Final. A special mention to Craig Willis and C3 men's Sub-Districts team for their Grand Final appearance and whilst finishing on the wrong side of the ledger the team showed great fighting spirit against a highly fancied opponent. I look forward to reading the details regarding throughout the pages of our annual report.

Whilst no premierships were up for grabs, our All Abilities Program continues to provide plenty of wins, with congratulations to Karen Willis for her continued work in this area. Special mention to our partners in this program Special Olympics, Ashgrove Lions, and next season Lord Taverners. It would be remiss of me not to thank the volunteer group and sponsors of this program, which continues to provide great outcomes for participants, families, and volunteers.

Sponsors play a significant role in our overall club structure, and I would like to thank all those who contributed through this area, especially major sponsors The Dudgeon family through KD Sports and MIDAS Ashgrove and Newmarket. I encourage our members and families to support all our sponsors as their continued support of our club is invaluable.

As part of the club's progression, we instituted the General Manager role 18 months ago and I would like to acknowledge and thank Matthew Walter for his tireless work in this role which benefits members across all our programs. In closing I would like to thank all that have contributed across our club in whatever form or function that took and look forward to welcoming you back next summer. I look ahead to the continued updating of our governance structures, especially the development and implementation of a 5-year strategy which will support our great club in moving forward.

Grant Mitchell
Executive Chairperson

GENERAL MANAGER'S REPORT

Another successful season for the club with our 1st Grade Ladies winning the One Day Premiership, I would like to congratulate everyone involved in the program, a fantastic result. Well done to the U/19 boys on their undefeated season and well done to the 11 Junior sides who won premierships.

This season was one of many challenges, Covid and rain played havoc on the season as everyone is aware. We were lucky during the previous season to go through unscathed so it's something I certainly expected this time around, just not to the degree that we experienced.

Firstly, I want to thank Donna, Robyn and Allan who are finishing in their roles with the canteen. After 10 seasons Donna steps down from the commitment of the role and one she has thrown everything into, to ensure that everyone who visits the canteen walks away happy. The work that these 3 people have put in cannot be underestimated and they will be sorely missed throughout the club and in the years to come. I also want to thank everyone who worked in the canteen this season, a job that's sometimes taken lightly and often thankless, but is crucial for our members.

Thank you to our Sponsors, Keith Dudgeon Cricket Specialist, Midas Ashgrove and Newmarket, Meat@Billy's, Tooth Dental, Rufus King Seafood Ashgrove, Physioworks Ashgrove, Inline Construction, Brisbane Isuzu, & Fitness4U. We welcomed Rynehart Electrical, Callan Painting and Decorating, and Godfathers Pizza Ashgrove to the sponsorship family and I want to thank them for coming on board. Without our fantastic sponsors the club would not be where it is today, and the community that we have built supporting the club is fantastic. Please remember to support our awesome sponsors and return the favour to those that help us.

This season has seen the club upgrade some of its facilities to the value of over \$150,000 with the most significant being the nets at Yoku Road. The decision was made to remove the turf nets that couldn't be utilised to the degree we needed and two new synthetic nets were put in their place, a move that have been very well received. Along with this, we extended the run-ups on nets 1 & 2, resurfaced several other nets and synthetic pitches at Corbie, Jubilee, and Witonga Parks We also installed further fencing around Peter Easton Oval and Norm McMahon. In terms of infrastructure projects, the list is endless of items we could improve or implement, the most important thing is that we keep on providing the best facilities we can to our members. There are some really exciting projects planned for next season and I look forward to reporting on these in 12 months' time.

Or clothing contract with Kukri has come to an end. Kukri have been fantastic to work with and allowed the club to move to the next level with our clothing. We now look forward to the next chapter with New Balance with some exciting items already in the works for our members. I want to take the time to thank Kukri for their contribution to the club over the past few years.

The club's mowing enterprise agreement with Brisbane City Council has been a success this season albeit through a very wet summer. The staff have continued to improve and the feedback from council has been extremely positive. With an additional mower and a new trailer, we were able to increase productivity and reduce stress on the machines, ultimately producing a better product for the customers. I want to thank Joey, Morgan, Harry, Josh, and Don for their work this season, well done gents.

The precinct at Yoku Road certainly faced some different challenges this year with a very wet season, however the team of groundsman, both paid staff and volunteers, did a fantastic job to produce fields to be proud of. We have some fantastic volunteers who dedicate their time every week to helping prepare the wickets, Peter Vidler, Lindsay Bell and Dave Walker, volunteering a day each on Wednesday to Friday which was critical to the staff's ability to prepare the facility. Ollie and Joey threw everything they had into the ground preparation this season, working tirelessly to ensure quality wickets were produced week in and week out. Thank you to 5 people mentioned above for your dedication to the club and effort put in to get the facility looking immaculate each week.

This season I worked closely with Peter Drinnen and the Valley's Academy. It was fantastic to see the level of attention to detail and dedication Peter puts into this program. Peter is adamant on a providing an extremely high quality program led by the coaching staff involved, and you can see the success that this mindset brings into the program. The feedback is fantastic, the kids have an absolute ball, as well as learning plenty along the way. Full credit needs to be given to Peter and the program he has created, it's a great asset to the club and our members.

I want to say thank you to Don Whyte and Zanden Jeh for their assistance this season. Taking on an assistant role to myself was critical to allow Friday's setup to proceed as successfully as it did. We were able to transform the atmosphere of the club with the goal of providing a bit more colour and excitement to the venue. I want to thank the Executive for the continued support they have provided me throughout the season.

I would like to thank the JMC for all of the work they have done this season, in particular Amy Lee, Kaz Willis and Clinton Kempnich. I want to thank Peter Kent aka Super for the countless hours he puts in to the club, an unbelievable amount as a volunteer.

Finally, I want to thank Grant Mitchell, Pat Culpan and Mark Jones for all the guidance, vision and trust provided to me in this role. Pat, Mark and Grant have been critical to this club success each season and the club is extremely lucky to have them.

Kind regards

Matt Walter
General Manager

COACHING REPORTS

DIRECTOR OF COACHING

This season has certainly presented it challenges, most created by the weather though covid played its part with staffing teams throughout. It was a season that required depth and adaptability and certainly provided wonderful opportunities for those that may not have expected them so soon. At First Grade level, the club capped 8 new male players and 5 new female players.

We finished 6th in the Club Championship and achieved several significant trophies. Firstly, the U19 side played nearly the perfect match to completely outplay their Toombul opposition. The level of cricket we witnessed on that day excited all who are involved at the club. These young men are a massive part of the future moving forward and the spirit in which they played along with the skill they demonstrated was so refreshing and just wonderful to watch. Many congratulations boys, you did yourselves and the club proud and a special acknowledgement to the coaching staff of Josh Neill and Don Whyte.

The First Grade girls followed with an outstanding win in the final, a real nail biter by one wicket against a strong University side. A wonderful achievement and again a testament to the hard work put in by the coaching staff and all players. Great to have TJ back working with the girls and very well supported by Col. This is the club's first female trophy for 25 years, a special achievement. Like the boys, you did yourselves and the club proud, and you are a fantastic advert for the women's game. The club is keen to see our female section continue to grow and strengthen and winning trophies and attracting such players as Jess Jonassen is only going to help our cause. Keep up the great work girls!

I just wanted to highlight a couple of fantastic initiatives that were introduced by different members of the club this season. Firstly, the club approached several old boys, Nick Kruger and Joe Dawes to come on board and be involved in a new mentor program. They worked closely with several of our younger First Grade players to help take their games to the next level. I and Brad would be very keen to expand this program to get more of our old boys who have a wealth of knowledge and experience to join us at trainings periodically to offer thoughts to our younger players.

Unfortunately, in the dressing rooms of the First Grade competition, there are very few older players left to share that invaluable knowledge and experience and this may just be a way of adding further support to our playing members in and around the training environment. Currently we have Matt Petrie and Andrew Gode offering support, but to have others alongside these guys at times would be incredibly valuable to all.

Also, Brad involved some senior squad members in lower grade training to provide coaching support to the lower grade players and to assist Brad with what can be delivered at their trainings. I personally thought this was a brilliant idea and well done to all those grade players who took up Brad's request for support on the Wednesday nights.

At the completion of last season, the cricket committee met and made some strong recommendations that we needed to implement for the 2021-2022 season. One of those was to ensure we played the game the right way. We play with respect and play within the spirit of the game, as the game is bigger than all of us and we must look after it. The way we play is directly reflected in the culture that we create around the club. Our great club is filled with wonderful people and we felt that any adjustments would be straight forward given the quality of these individuals.

All the captains met, and we discussed the responsibility that they carried and how important it was that they enforced the standards that the club felt were so important to be on display each weekend. I am proud to say that I feel our captains, supported by their players, have largely done a fantastic job in creating the right environment for all to operate in.

This environment starts at training, and it is vital I acknowledge the contribution that our Head Coach makes in this department along with the further development of our players. Brad 'Spud' Murphy for me is the best club coach that has ever operated in our state and his service to the game is second to none. Spud, a massive 'thank you' on behalf of myself and the club for the time and effort you put in to ensure we are playing the game the right way and we are putting out our strongest and best prepared sides each weekend.

As mentioned earlier, throughout the season Spud has been ably supported by Matt Petrie and Andrew Gode who have provide specific training based around their chosen skill sets. It is without doubt our players have benefited from having these guys around the training environment. I must also acknowledge the contribution Matt Du Payne has made this season in his role as Chairman of Selectors. An extremely demanding role and Matt has carried it out exceptionally well.

Taking a holistic approach to the club moving forward, there is so much to be achieved over the coming years. The Academy continues to grow, facilities continue to be improved with more machines on order. On a larger scale, indoor facilities are being discussed and a full strategic plan being drafted to provide a very clear direction and an increased level of accountability for all involved. Extremely exciting times with all that is going on behind the scenes, with only the betterment of what can be delivered to the members and key stakeholders in mind.

Peter Drinnen
Director of Coaching

CLUB AND FIRST GRADE COACHING REPORT

Hopefully in the not too distant future, this season will be seen as a real turning point for our top two grades given the successful injection of quite a few young players into the ranks. In First Grade we had many debutants (including the brief stint by NSW pair Chris Tremain and Jason Sangha at the height of Covid) and more young guys were given experience in Second Grade also. Even though we finished in a similar spot on the ladder to the previous season we batted much better and the season contained some fighting draws along the way as well as improvement by several players from 2020-21.

To begin with we had new captains for every grade, so some refreshing new ideas were put to the test. We also had Matt DuPayne taking over as Chairman of Selectors and he did a great job ensuring all 9 senior teams were full each week. I cannot emphasise enough how tough a task this is. Great work by Matt. It's getting tougher every year now with so many late pullouts caused by representative games and with the massive amount of secondary school aged players not available in second half of season, so we do well to fill sides in this period.

In First Grade, captain Josh Neill suffered a potentially season ending scaphoid break in opening rounds, so for most of the season deputy Jack Beath took the reins and did a pretty good job. At the end of summer Neilly came back after 15 weeks, got Covid, scored 92, then broke a finger in his other hand! I think he will be keen for a good run in 2022-23.

Beathy and Dylan McLachlan had genuinely improved seasons, both now being looked upon as senior members of the batting department and team. Their development as well as Neilly's late season 92 augurs well for next year in the batting department, as does the development of youngster Hugh Weibgen, who came of age with a maiden ton and a half century before having to complete his school cricket career. A bright future no doubt.

Lachlan Pfeffer, despite his continued lack of recognition at the next level was very good with both bat and gloves and whilst it must be tough to front up week in and week out when they pick others ahead of him, he was excellent and a tremendous help and encouragement to our young fleet of players coming into the ranks at Valleys. How he could not command a regular Big Bash spot is gobsmacking and to not remain on the Bulls list defies logic.

Zanden Jeh's left arm spin was very solid as usual in the short forms and notably improved in the second half of two-day fixtures. The most exciting thing now is his development as a First Grade allrounder, where he will get more opportunities with the bat.

Christian Murphy, after averaging over 50 in Seconds pre-Xmas played the last half of the season as a batsman in Firsts. With decent scores in a couple of the games should have the belief that he is now a First Grade quality cricketer, both with the gloves or purely as a batsman.

Brock McLachlan was another to come up from Seconds with an average over 50. He finally got some chances in the top grade, showing he too has potential to forge a regular spot if he can convert his Second Grade form.

The loss of popular batsman Nick Stevens to work commitments was a blow early in the season. If work allows, we hope Nick is able to return in the near future.

In the bowling department, Cameron Boyce was very good until he unfortunately suffered another injury which took him out of our attack. Clearly still a First Class spinner, it is a mystery as to how he cannot grab a spot at the top level, but his contributions when he plays with us are so very valuable to our young team.

Don Whyte again grabbed plenty of wickets throughout the year and was rewarded with Qld 2nd XI selection late in the summer. If Don can remain consistent there is no reason he cannot represent the Bulls in the future.

Joey Pratt probably was our unluckiest fast bowler, but he kept chipping away with solid support throughout the season. Injury put paid to Harry Collier's season just as he was getting into the groove. No justice here as Harry had done the hard work and appeared to be in for a decent run in First Grade. No doubt both of these lads will be super keen next season.

Debuts were well earned by allrounders Flynn Thomasson, Ed Venter, Jack O'Neill, Ryan McElduff and Harry Willmington and fast bowler Damon Gale, as well as NSW pair Jason Sangha and Chris Tremain who initially were going to stay for a month, but Covid lockdown meant that they could not do so. Ryan also returned to Sydney after a few rounds of the season. All of the five remaining Valley debutants are definitely long term top grade prospects and show that our depth is rising steadily with the experience gained by these fellows.

Special mention to our excellent manager Jimmy Shinnick and scorer Pat Culpan for their usual efforts.

Our regular Bulls players were with us early on as per usual and whilst available certainly contributed greatly. How good was it to see Uzzy kick the door back down and regain his Test spot and once there take up residence! Stek earned a spot on the Test tour of Pakistan and Jack Wildermuth was an honest contributor to the Bulls, but seemed to be under-used by the Heat.

As we had all new captains throughout our grades and I must make mention of the job that both Luke Stutter (2nds) and Kade Horan (3rds) did in these super important development grades. It could not have been easy for Stutts with his workload and Kade as a new Valleys clubmember to carry out the tasks required, but they did it and their teams went pretty well. After being at the bottom of the table last season, Seconds ended up 6th and Thirds made the semi-finals. Well done to them.

We were a little short around lower grades for depth but kept having a crack and I thank all captains for the work you did and to the players for your efforts. It's not easy to get consistency with teams changing every round. I also thank you for the efforts you maintained throughout the season during practice sessions.

Congratulations to the Under 19 team for winning the premiership under the coaching of Don Whyte and Josh Neill. Fantastic effort and evidence that we have plenty of talent coming through. Also congratulations to our three Under 19 representatives – Zanden Jeh and Hugh Weibgen (Qld) and Flynn Thomasson (Qld Country) who all played in the National Championships.

Thanks to all Valley coaches for their sterling efforts throughout the 2021-22 season, especially Peter Drinnen who oversees everything from the Junior Academy through to the senior grades – a big thanks. Specialist coaches Matt Petrie and Andrew Gode, Tavs coach Derek Heilbronn, Juniors co-ordinator Clinton Kempnich and anyone else who assisted in mentoring our players during the season. You are all appreciated. Also to Chair of Cricket Committee Brett Neill, Matt Walter, grounds staff and to the Valley committee, thanks for your ongoing support. Finally to all sponsors, especially Physioworks who come along on a regular basis to training to provide help for our injured cricketers, and to all supporters and members of the playing group – thanks.

Brad Murphy
Club Coach & First Grade Coach

UNDER 16 L/T GRADE COACHING REPORT

The season for our Tavs boys was one of ups and downs, but many lessons were learnt. By and large, we were a very young squad, with only 3 players having been part of the team the previous season. The majority were U15 or younger. After a pre-season that consisted of Covid lockdowns and the inability to train as a group, we managed to squeeze in just the one trial game against Wests before the season proper started.

Our season started against Wynnum on an overcast day. We were never allowed to gain any momentum in our innings, as the Wynnum tweekers put the brakes on, but we managed to scramble to 153 off our 50 overs. The bowlers did a magnificent effort, backed up by the fielders, in strangling their batting. Suddenly 153 was a very defendable total. The boys managed to squeeze the life out of Wynnum, and we won the game by 8 runs. A great start to the season considering the lack of trial games.

Reality set in after this as we were soundly beaten by Sunshine Coast and then Wests in consecutive games by 10 wickets and 7 wickets respectively. In both games we had managed to get ourselves a solid base from which to kick on to 200 plus, but we lost wickets in clumps to be bowled out in the 140s both times. Unfortunately, we weren't able to replicate the fielding efforts from the first game.

The next game against Darling Downs showed the potential of the team. Even though we lost by 6 runs, we were able to get to 234 in our chase. The boys learned that when you build partnerships, you give yourself a chance. Cal Vidler showed great maturity steering the late order with some very good hitting and running between wickets to get us close to the total.

This game was followed up by our best performance of the season against University. After a great start by Harry Frost and Saxon Jeh in putting on a 110 plus for the 1st wicket, we were able to post a more than competitive 229. The boys had Uni 4 for not many and although Uni fought back we were able to close out a gutsy win in the last over. The disappointing thing about this game was the personal sledging from the Uni players to ours, and the poor conduct of the parents in yelling out at our player on the boundary while trying to take a catch.

After this game we were feeling very optimistic that the progress we had made in recent weeks would continue for the rest of the season. However, in our following games against Souths, Wide Bay, and Toombul, we were unable to transfer the good form we had gained into results. Once again, some sloppy fielding and poor batting led to us falling short.

Our last round game was against the table topping Gold Coast. We won the toss and chose to bat. On a decent pitch we managed to crawl our way to 8/108 from 50 overs. Imporing the boys to make those runs the hardest they have ever chased, Gold Coast were comfortably travelling at 3/73, not mention bragging about not bothering about the bonus. Then it happened! Saxon took the 4th wicket at 73. This was followed by some amazing and inspirational fast bowling by Cal Vidler, and some unplayable leg spin by the greatest clubman, Henry Harris. Between them they completely destroyed the Gold Coast lower order to dismiss them for 92. Gold Coast had lost their last 7 wickets for 19 runs. This was such a great way for our boys to finish the season. They had put in so much work that they deserved to finish on a high.

Throughout the season we had some very good performers. Callum Vidler with his pace has an outstanding future ahead of him as he showed in both the Tavs and U19 side, where he was part of the premiership. Saxon Jeh showed great leadership, and all-round abilities with bat and ball through the season, and I'm sure he will only get better with these lessons learnt. Will Nicholson showed what a great batsman he can be, as well as being an exceptional wicketkeeper. On the batting front Harry Frost, Jayden Draper, Luke Ward, Dilukha Gunatilake, Yasith Perera all showed some glimpses of their talent. While Sam Lewis and Henry Harris both displayed great control with their spin bowling, Ted Challinor showed plenty of enthusiasm and a willingness to learn with his medium pace. The majority of the squad played some grade cricket throughout the season and this will only enhance their development into cricketers that the club can call on in higher grades in years to come.

I would like to thank Tom Gibson for all of his help and efforts throughout the year. Your knowledge of the players that I had only just met was a great comfort in helping better understand them. I learnt a hell of a lot from you, and I think you are an invaluable member of Valleys, not just with your coaching, but also your knowledge on all things cricket related. Also, a big thank you to Tony Lewis. Your assistance in filling the shoes of the legend, David Walker, was much appreciated, as were your counsel throughout the year.

With the majority of the squad returning for the coming season, I'm really looking forward to progress we can make on last year's lessons. There is a real opportunity for this team to make our presence felt in the competition.

Derek Heilbronn
Under 16 Lord's Taverners Coach

WOMEN'S CRICKET COACHING REPORT

This season again started on shaky ground with the club and coach deciding to part ways after round one, with an unsuspecting spectator (Leteysa Randall) getting the call up it was full steam ahead from round two on. We were also very lucky to be able to acquire the services of Col Wade, his knowledge and input were paramount to our success this year.

We moved forward with a one club mentality and had open and honest dialogue around our performances and what we wanted to achieve. We headed back to basics and looked at what we could do to ensure that we were getting the basics right and over time we started to tick off our KPI's for each game in both 1st and 2nd grade.

We had some of our Paul Pink Shield players attend trainings which was excellent to see the next generation of Valleys players and they ensured our 2nd grade players were receiving a working over in the nets. Thank you to Phil and Christie for facilitating this, as I believe it was to great benefit to all involved.

The T20 competition didn't end the way we would have liked; we were in a good position to make the final but fell at the final hurdle. We had some hard and real conversations around where we thought we fell short and then moved forward into the one-day competition. We took what we learned from our failings in the T20 competition and applied it to the one-day competition where up against the weather and some real pressure we stood up in key moments and made it through to the final.

The final was full of pressure and key moments. Georgia Prestwidge kicked us off with a spell of pace bowling that you would pay a lot of money to see, and she was well backed up by skipper Lexie Muller. Our spinners chimed as well, with Christina Coulson, Zoha Siddiq and Sianna Ginger hitting excellent areas, we were able to restrict Uni to what we thought was a below par score. But as we should have known, there is no below par score in a final. We had discussed what we could expect Uni to dish out, with their bowling attack slow, slower and slowest. We had worked on a plan to combat that, and Sianna Ginger and Kira Holmes again showed resistance with the bat, like they had all year! A partnership between Mrs Fixit Elanor Swanepoel and Shriya Naidu slowly but surely crept us closer to the score, with Shriya exiting just before the end. It was left to El and rookie Jordan Spilsbury to get the job done, and get the job done they did

with Jordan hitting the winning runs. A massive effort was put in by not only the 1st grade girls, but the support from the entire squad got us across the line. A massive shout out to El Swanepoel: the dedication, effort and competitiveness you show is an absolute credit to yourself and every player can learn so much from it.

1st grade finished the home and away season of the Katherine Raymont Shield one day comp in 3rd and walked away with the premiership. In the T20 comp 1st grade finished in 5th position.

Our second grade also had an amazing year under the guiding eye of El Swanepoel and when she was off on 1st grade duties Christie Lewis stepped in to steer the ship. Second grade made it to the finals, but were knocked out in the semi by Uni. The second half of the season from these players was outstanding and each player should be very proud of their efforts and the improvement they have shown. I am sure there will be bigger and better things happening for us in 2nd grade next year.

Overall, from where we started this year each player should be proud of how this season went. Although it didn't always go our way, we learnt from it, we spoke about it and we moved on from it. I personally could not be more proud of the entire squad, and I thank them for accepting me and buying into what I was trying to achieve.

Thanks firstly to Col Wade. A lot of what we achieved this year came from Col and his input at training and I look forward to working with you again next season. To my captains Lexi, El and Christie, thank you for all your efforts on and off the field this year, we don't have a successful club without strong leaders.

Thanks To Mitch and the Executive for all your support of the women's program and to Christie and the Women's Committee. Nothing happens on the field without all the effort that goes on off the field and from myself and the players we thank you very much. To our scorer Pat Culpan and his very handy back up scorer Dave Coulson, thank you so much for giving up your time the girls and myself, very much appreciated.

Leteysa Randall
Women's Cricket Coach



First Grade Ladies are keen for play to start.

ALL ABILITIES PROGRAM

Season 2021/22 saw more amazing children participate in our All Abilities Program. Our ability to be able to offer this program free of charge is due the generous support of our corporate sponsors. Thank you to them all.

Lions Ashgrove/The Gap
Special Olympics Queensland
Jim's Financial Services – Steve Gode
Prism Surgical
Great Southern Bank
Conversio – Carbon Measurement Reporting & Verification
Ideal Locksmiths
Reliance Precision Australia
Highway Auto

One of the best things about this season has been to see a number of the children progress and join our junior Master Blaster program. To see them having the confidence to join a new team and to have the skills to contribute in such a positive way has been heart-warming.

So, what next? We are still working on pushing sporting bodies to acknowledge the benefits of programs like these. Sometimes I think that it gets put in the “too hard basket”, but little by little we will keep chipping away.

We are also continuing to work with Kim Lawley and Special Olympics Queensland to expand the program with a view to providing the children with training, coaching and competition opportunities that will allow them to reach their personal best.

My personal thanks and shout out to Clinton Kempnich, our Junior Director of Coaching, who continues to be a wonderful contributor and supporter of the program. To all the coaches and helpers who support the program each week – thank you! And most of all, a very special thank you to the parents and children who participate in the program. Seeing the smiles, laughs and friendships made is just priceless.

Karen Willis



Clinton Kempnich, Matthew Hayden and Karen Willis



All Abilities Program participants with Ashgrove-The Gap Lions representatives and coaches.



VALLEY DISTRICT CRICKET CLUB

FINANCIAL REPORTS & STATEMENTS

TREASURER'S REPORT

Similar to the previous financial year, our 2021/22 financial year again started amidst a backdrop of uncertainty created by the COVID-19 pandemic. Whereas the previous season was surrounded by a backdrop of uncertainty regarding the extent to which 'lockdowns' may impact the upcoming season, this season was surrounded by the uncertainty regarding the impact that the 'opening of borders' would have as restrictions were eased and everyone began adjusting to the 'new normal'. Whilst presenting a slightly different challenge to the year before, planning in such uncertain times presented various challenges for the Club's Executive Committee, however a commitment was made to return to 'business as normal' to the extent possible.

Having previously committed to the appointment of a general / operations manager to assist the Club's Executive in operating the club on a day-to-day basis, given the size of our operations, it was incumbent on the Executive Committee to continue moving the Club forward in a financially responsible and sustainable manner, whilst recognising the need to remain agile and flexible as the season progressed and various challenges presented themselves. A key reason for the appointment of the general / operations manager role was to assist the Executive Committee in driving alternative forms of revenue, aside from playing fee subscriptions, which could help underpin the Club's commitment to further growth and ongoing improvement of both our cricket programs and facilities for all members.

Given this was our first full season with a general / operations manager appointed, it is very pleasing to report that:

- Season 2021 / 2022 saw us report our strongest financial result from our sponsorship arrangements;
- We continued to see the ongoing revenue benefits associated with our Brisbane City Council enterprise agreement pertaining to the mowing of a large number of our junior fields, as well as ensuring that all work was undertaken in a safe and incident-free manner. We are hopeful of receiving an extension of this agreement as we move forward;
- Our Academy program continued to experience a substantial increase in demand, with additional camps run throughout the school holidays to provide opportunities for our aspiring junior cricketers to continue building their skills and love of the game;
- We have been able to successfully establish a VDCC account via the Australian Sports Foundation to allow members to make tax-deductible donations to assist in funding future capital improvement projects; and
- We have been able to leverage the use of our facilities, through ground and club house hire, to generate in excess of \$12,000 of income for the past 12 months.

These are some very pleasing results, which the Executive Committee view as just a starting point for what opportunities lie ahead. Our ability to focus on these opportunities will ensure that the Club can begin executing on some of the Club's strategic priorities and continue improving facilities and experiences for our members, with a number of these projects already commencing as we head into season 2022 / 2023.

From a financial perspective, some of the highlights of season 2021/22 include:

- A net surplus for the year of \$137,834 compared to a prior year net surplus of \$38,525.
- An operating surplus for the year of \$26,050 compared to a prior year operating surplus of \$117,577. This is effectively our cash profit excluding abnormal items.
- Revenue derived from match fees and subscriptions, which totalled \$355,507 for the year. It is no mean feat to give so many young people the opportunity to play this great game and we would like to thank all of our playing members for choosing us as their Club. We look forward to welcoming you back again next season.
- Our canteen operations delivered the Club an increased profit of \$19,022 for the 2021/22 season, despite a number of our Friday night and weekends being washed out with weather. Much credit for this result goes to Matt Walter and Donna, our canteen coordinator, who increased our canteen opening hours and focused on the cost of stock being purchased to ensure we were able to deliver this strong result.
- In the third year of our Brisbane City Council social enterprise agreement pertaining to the mowing of a number of junior fields and parks, we derived a profit of \$15,871

from this contract, which is slightly lower than our prior year profit of \$18,442, largely due to the additional time taken to cut the grass given the extraordinarily high volumes of rainfall received across the season. Similar to the canteen operations, Matt Walter climbed into the management of this work for the Club to ensure that we were operating safely, efficiently, maintaining our equipment and providing a return to the Club from these services, both in a financial sense, but also in the form of better maintained fields for our junior players.

- Our VDCC Academy went from strength to strength in season 2022/23 with players signing up in unprecedented numbers, additional programs being added, and more of our Club members being given the opportunity to coach and develop our young cricketer's passion and enthusiasm for the game. Many thanks go to our Club Coaching and Academy Director, Peter Drinnen, who oversees this successful program. A profit of \$30,107 for this season, compared to a profit from the prior season of \$17,686, is a fantastic result and means that the Club can continue reinvesting into our equipment and training facilities for the benefit of all our members. Thank you to all of our players and families who chose the VDCC Academy over the past 12 months. We look forward to welcoming you back again for season 2022/23.
- Cash reserves totalled \$316,463 as at 30 April 2022, compared to \$242,066 as at 30 April 2021. These cash reserves allow the Club to move forward into season 2022/23 with some exciting capital works projects currently underway / to be progressed as follows:
 - Contribution towards the Clubhouse redevelopment project currently underway with our co-tenants, GPS Rugby Club;
 - Contribution towards lighting upgrades for the net facilities at Yoku Road;
 - Acquisition of a new super sopper for use at Yoku Road;
 - Contribution towards the construction of two new junior playing pitches at Mitchelton Pony Club.
- The Club is aware of the need to remain competitive in terms of the price point at which our playing fees are set and continues to explore avenues for subsidising this income.
- As with any organisation, the Club was faced with expenditure increases during season 2022/23, which are expected to increase as we move forward. Some of the more significant expenditure increases being:
 - Administrator and Game Development costs totalled \$108,900, in comparison to similar costs for the prior period of \$95,638. This reflects the greater time commitments required across our paid roles within the Club, particularly to support our junior program.
 - Clothing expenditure costs totalled \$84,582 as compared to prior year expenditure of \$38,464. This increase in expenditure is largely attributable to a decision in the previous season to defer unnecessary clothing expenditure given the uncertainties pertaining to the COVID-19 pandemic.
- The Club continues to review its expenditure on an ongoing basis to ensure as much of the expenditure is directed to cricket related activities.

The financial result derived by the Club, when coupled with the Club's strong financial position, allows the Club to continue delivering improvements to the playing and training facilities offered to our members, reinvesting in the coaching and support offered to our playing members, as well as funding programs to allow more people to enjoy the great game of cricket (i.e. All Abilities Program).

All of this would not be possible without the support of all our players and families who make up this great club and we thank you very much for your ongoing support. On behalf of the Club, I would also like to pay particular thanks to the following supporters and volunteers who allow the Club to deliver on its commitment to 'keeping youth busy in sport':

- Our sponsors who continue to invest in the Club. We would not be able to achieve what we do as a club without your support so it is greatly appreciated.
- Our Club's employees, many of whom go above and beyond what is reasonably expected of them, to ensure they deliver for our Club and its members.
- Our volunteers across our junior, women's and men's programs who are the beating heart of the Club. There are insufficient words to say thank you for the hours of sacrifice you make for the Club, the majority of which go largely unnoticed to many around our Club.
- The Queensland State Government as well as Queensland Cricket for their ongoing support in contributing to larger capital projects the Club looks to execute to improve the facilities for our members. We are looking forward to completion of the clubhouse upgrade by the end of 2022, as well as improvements to the lighting facilities for both our net complex and field 3. These projects would not have been possible without the financial commitments of the Queensland State Government and Queensland Cricket via the Cricket Australia Infrastructure Fund.
- Our volunteers who have served on various committees across the Club throughout season 2021/22. Whether it be cricket committees for the men's and ladies programs, the junior management committee, the supporters association or the Club's Executive. The contribution each and every one of you make in your roles is critical to the success of our Club. Your efforts do not go unnoticed.

The Club is currently undertaking a strategic review of operations to plan for its next phase of growth and to ensure it continues to meet the needs of our members for today and the years to come. Over the course of the next 12 months, the Club's Executive, together with the Junior Management Committee and other sub committees, will start working towards a number of strategic actions in this regard. It is important that our financial performance and position is well managed to allow us to deliver on the strategic priorities identified in the process.

Finally, many thanks to Pat Culpan and Peter Kent who provide tremendous support and assistance in my role as club Treasurer. Peter Kent in particular continues to look after our books and makes my job super easy (pun intended). A big thank you also to Danny Malone as JMC Treasurer, the whole JMC, my fellow Executive members, other volunteers and our many sponsors who contribute to Keeping Youth Busy in Sport. Without each and every one of your valuable inputs we would not be in a position to offer so many young men and women, boys and girls the opportunity to experience the great game of cricket.

Mark Jones
Honorary Treasurer

INDEPENDENT AUDITOR'S REPORT
TO THE MEMBERS OF
VALLEY DISTRICT CRICKET CLUB INC.

Scope

We have audited the Balance Sheet and Income & Expenditure Statement of the Valley District Cricket Club Inc for the year ended 30 April 2022.

The Office Bearers are responsible for the preparation and presentation of the Balance Sheet and Income & Expenditure Statement and the information contained therein. I have conducted an independent audit of the Balance Sheet and Income & Expenditure Statement in order to express an opinion on it to the members of the Valley District Cricket Club.

Our audit has been conducted in accordance with Australian Auditing Standards to provide reasonable assurance as to whether the Balance Sheet and Income & Expenditure Statement are free of material misstatement.

Our procedures included examination, on a test basis, of evidence supporting the amounts in the Balance Sheet and Income & Expenditure Statement and the evaluation of accounting policies and significant accounting estimates. These procedures have been undertaken to form an opinion as to whether, in all material respects, the Balance Sheet and Income & Expenditure Statement present a view which is consistent with our understanding of the financial position and the results of the operations of the Valley District Cricket Club.

The audit opinion expressed in this report has been formed on the above basis.

Qualification

It is not possible to establish control over donations, subscriptions and fund raising income prior to their entry into the accounting records, nor is it practical for me to ensure that all such income has been received and recorded. Our audit relating to donations, subscriptions, and fund raising income was therefore limited to the amounts recorded in the financial statements.

Qualified Audit Opinion

In our opinion, except for the effect, if any, on the Balance Sheet and Income & Expenditure Statement of the matter referred to in the qualification paragraph, the Balance Sheet and Income & Expenditure Statement presents fairly the financial position of the Valley District Cricket Club as at the 30 April 2022 and the results of its operations for the year then ended.

Mark B Irwin CPA
Irwin & Associates Pty Ltd



Peter Easton with Helen Easton when she was awarded Life Membership in 2018.
Sadly, Helen passed away on 25th September 2021. We miss her very much.

VALLEY DISTRICT CRICKET CLUB INC.

PROFIT & LOSS STATEMENT FOR THE YEAR ENDED 30 APRIL 2022

2021			2022
\$	Income		\$
	CA/QCA Funding		
111,299.81	ACA/CA/QCA Funding	127,586.85	
416.67	QCA Lord Taverner's Sponsorship	416.67	
<u>111,716.48</u>			128,003.52
	Match Fees & Subscriptions		
103,155.71	Seniors	89,709.33	
250,361.01	Juniors	265,798.03	
<u>353,516.72</u>			355,507.36
	Canteen		
124,521.94	Sales	135,097.37	
3,149.55	Club Social Functions	1,479.90	
	Less: Cost of Sales		
<u>(106,863.73)</u>	Canteen Stock & Expenses	<u>(117,555.27)</u>	
20,807.76			19,022.00
	Other Income		
27,167.43	Sponsorships	36,023.91	
2,718.17	VDCC Old Boys Association	2,481.69	
7,278.18	Ground & Clubhouse Hire	12,380.91	
795.22	Bank Interest	410.06	
22,667.19	Cricket Academy	33,575.11	
0.00	Art Unions & Raffles		
10,214.06	Merchandise Sales	9,924.49	
18,442.36	Grass Cutting	15,871.20	
1,909.09	Donations	1,240.91	
250.00	Commissions	409.09	
<u>91,441.70</u>			<u>118,317.37</u>
<u>577,482.66</u>	Total Income		<u>614,850.25</u>
	Expenses		
	Fees & Charges		
4,577.32	QCA/Player Insurance	4,993.60	
8,735.00	Qld Sub Districts Cricket Assoc.	9,635.00	
17,090.91	Brisbane North Junior Cricket Assoc.	17,682.73	
4,963.62	Warehouse Cricket Association	5,780.91	
0.00	Other Junior Cricket Associations	0.00	
<u>35,366.85</u>			38,092.24
	Cricket Equipment & Players Expenses		
34,357.90	Cricket Ball Expenses	39,996.54	
1,865.66	Cricket Equipment Expenses	1,793.21	
396.35	Scorebooks	1,216.36	
	Coaching Director	31,499.96	
83,772.69	Coaching - Seniors (Men & Women)	48,357.27	
18,883.31	Coaching - Juniors	18,465.00	
4,089.46	Trophy Night - Seniors	6,292.60	
2,685.45	Trophy Day - Juniors	4,772.04	
1,500.00	Annual Report	0.00	
38,464.19	Club Shirts, Caps & Merchandise	84,581.57	
<u>186,015.01</u>			236,974.55

PTO for further EXPENSES

2021		2022
\$	EXPENSES (continued)	\$
	Facilities Repairs & Maintenance	
66,984.24	Ground Maintenance	75,623.24
8,684.91	Groundsman - Wages	17,021.12
289.04	Superannuation (Groundsman)	1,524.66
1,965.72	Workers Compensation	2,301.92
	Lighting & Nets	17,136.27
(9,611.18)	Council Rates & Lease Charges	11,525.23
2,698.18	Machinery Repairs & Maintenance	2,456.38
6,295.44	Ground Hire Expense	0.00
3,255.92	Building Maintenance/Cleaning	5,270.99
1,558.94	Waste Disposal	2,233.29
15,934.73	General Insurance	17,532.90
<u>98,055.94</u>		152,626.00
	General Operations & Administration Expenses	
463.63	Telephone	
562.94	Stationery	1,492.53
9,706.40	Bank Charges	9,999.58
0.00	Donations	4,934.31
7,000.00	Honoraria	7,000.00
73,573.36	Administrators	105,600.40
22,064.31	Game Development	3,300.00
1,136.27	Live Streaming Costs	0.00
568.40	Government Charges & Fees	874.85
195.13	Postage & Shipping	286.22
652.34	Club Functions & Meetings	3,373.75
600.00	Advertising	0.00
1,668.69	Gas	2,075.27
13,848.34	Electricity	15,063.58
4,504.58	Computer, Website & Software Expenses	4,007.23
1,075.00	Audit & Bookkeeping Expenses	3,100.00
2,848.10	COVID-19 Related Expenses	
<u>140,467.49</u>		161,107.72
459,905.29	Total Operating Expenses	594,800.51
<u>117,577.37</u>	Operating Surplus / (Deficit)	<u>26,049.74</u>
	Depreciation & Amortisation	
20,950.91	Depreciation	21,821.38
66,021.95	Amortisation	70,415.46
3,857.61	Loss (Profit) on Disposal of Assets	0.00
<u>90,830.47</u>		92,236.84
550,735.76	Total Expenses	687,037.35
<u>26,746.90</u>	Profit (Loss) Before Abnormal Items	<u>(66,187.10)</u>
	Abnormal Income	
23,148.00	Grants	204,021.52
10,000.00	Federal Government Cash Flow Boost	0.00
	Abnormal Expenses	
(21,370.00)	Legal Costs	0.00
<u>38,524.90</u>	Net Surplus / (Deficit)	<u>137,834.42</u>

VALLEY DISTRICT CRICKET CLUB INC.
BALANCE SHEET AS AT 30 APRIL 2022

2021		2022
\$		\$
	Current Assets	
	Cash on Hand	
16,139.51	Suncorp Cheque Account	9,330.88
223,480.23	Suncorp - VDCC Special Projects A/c	303,890.29
2,445.97	Suncorp - Cash Card Account	3,000.00
	Petty Cash (Woolworth Gift Card)	241.50
242,065.71	Total Cash on Hand	316,462.67
33,644.82	Stock	25,164.45
0.00	Prepayments (Anniversary Dinner)	8,454.55
	Memorabilia Held for Sale	2,472.73
37,193.14	Sundry Debtors	50,783.69
312,903.67	Total Current Assets	86,875.42 403,338.09
	Current Liabilities	
59,973.95	Trade Creditors	80,358.02
2,357.09	Other Creditors	3,978.79
2,098.37	Net GST Obligation	506.87
64,429.41	Total Current Liabilities	84,843.68
248,474.26	Working Capital	318,494.41
	Non-Current Assets	
	Buildings & Improvements	
3,176.84	Roller Shed at cost	3,176.84
136,222.27	Groundsman's 6-Bay Shed at cost	136,222.27
94,882.49	Pavilion (Peter Easton Oval)	94,882.49
163,670.68	Improvements at cost	184,255.68
(184,832.04)	Amortisation - Building & Improvements	(193,855.32)
213,120.24	Total Buildings & Improvements	224,681.96
	Plant, Machinery & Equipment	
286,558.09	Plant, Machinery & Equipment	332,317.84
(207,186.22)	Accum. Deprec. - Plant, Machinery & Equip.	(229,007.60)
79,371.87	Total Plant & Equipment	103,310.24
	Grounds	
409,821.88	Ground Redevelopment (at cost)	409,821.88
208,375.14	Field Lighting Project (at cost)	208,375.14
125,243.58	Nets Refurbishment 07/08 (at cost)	125,243.58
117,653.17	New Nets/Old Groundsman's Shed (at cost)	117,653.17
29,585.45	New Wicket - Jubilee Park	29,585.45
0.00	Nets Refurbishment 21/22 (at cost)	93,626.36
(492,229.82)	Amortisation - Grounds	(553,622.00)
398,449.40	Total Grounds	430,683.58
690,941.51	Total Non-Current Assets	758,675.78
	Non-Current Liabilities	
4,577.60	Vidler Memorial Trophy Trust	4,497.60
4,577.60	Total Non-Current Liabilities	4,497.60
934,838.17	Net Assets	1,072,672.59
	Accumulated Funds	
896,313.27	Balance 1 May 2020	934,838.17
38,524.90	Current Year Surplus / (Deficit)	137,834.42
934,838.17	Total Accumulated Funds	1,072,672.59

TROPHIES & AWARDS

Keith Dudgeon Sports Goods Trophy - First Grade Champion:

Mens: Lachlan Pfeffer 346 runs, 7 catches, 5 stumpings: 14.48 points

Ladies: Kira Holmes 640 runs, 19 catches, 10 stumpings: 28.90 points

Gill Chapman Trophy - First Grade Squad Encouragement Award:

Mens: Zanden Jeh

Ladies: Jordan Spilsbury

Geoff Trivett Trophy - First Grade Limited Over Champion:

Lachlan Pfeffer – 275 runs, 9 catches, 4 stumpings: 12.55 points

A.C. Dibdin Trophies for Lower Grades Club Champions:

Mens: Saxon Jeh (299 runs, 30 wickets, 4 catches: 22.17 points)

Ladies: Eleanor Swanepoel (347 runs, 8 wickets, 4 catches: 14.81 points)

Peter Easton Trophy for the Foremost Under 18 Grade Players:

Mens: Hugh Weibgen

Ladies: Sianna Ginger

Ken Mossop Memorial Trophy for Most Runs in all Grades:

Kira Holmes - 640 runs in Women's 1st Grade

Norm McMahon Memorial Trophy for Most Wickets in all Grades:

Christina Coulson - 31 wickets in Women's First Grade

Rav Heaps Trophy for Highest Score in all Grades:

Lachlan Pfeffer - 143 runs v Wynnum-Manly in 1st Grade

C.R. Thorne Memorial Trophy for Highest Partnership all Grades:

Tom Collier and Christian Murphy

160 runs v Wynnum-Manly in 2nd Grade

Doug Thorne Memorial Trophy for Best Bowling Performance:

Harry Wilmington - 7 / 20 v Northern Suburbs in 2nd Grade

Averages Trophies:

Qualification Rules: (Semi-Finals and Finals are included)

Batting: Senior Grades: Minimum 7 innings and 200 runs

U/16 Lord's Taverners: Minimum 4 innings, or two thirds of most number of innings, and 100 runs

Bowling: Senior Grades: Minimum 65 overs and 15 wickets

U/16 Lord's Taverners: Minimum 30 overs and 6 wickets

Women's 1st Grade Batting: Mikayla Hinkley – 523 runs @ 43.83

Women's 1st Grade Bowling: Zoha Siddiqi – 27 wickets @ 9.41

Women's 2nd Grade Batting: Eleanor Swanepoel – 347 runs @ 35.36

Women's 2nd Grade Bowling: Chelsea McNeill - 20 wickets @ 19.20

1st Grade Batting: Hugh Weibgen - 293 runs @ 41.86

1st Grade Bowling: Don Whyte - 18 wickets @ 34.33

2nd Grade Batting: Eduard Venter – 228 runs @ 57.00

2nd Grade Bowling: Harry Wilmington – 18 wickets @ 11.39

3rd Grade Batting: Connor Nowlan – 301 runs @ 27.36

3rd Grade Bowling: Hayden Whyte - 19 wickets @ 11.58

4th Grade Batting: no qualifiers

4th Grade Bowling: no qualifiers

5th Grade Batting: no qualifiers

5th Grade Bowling: no qualifiers

6th (1) Grade Batting: no qualifiers

6th (1) Grade Bowling: Conor Rees - 29 wickets @ 6.81

6th (2) Grade Batting: no qualifiers

6th (2) Grade Bowling: Henry Harris – 15 wickets @ 25.67

C1 Sub Districts Batting: no qualifiers

C1 Sub Districts Bowling: Steve Gode - 20 wickets @ 15.50

C3 Sub Districts Batting: Craig Willis – 261 runs @ 23.73

C3 Sub Districts Bowling: Craig Willis – 15 wickets @ 16.20

U/16 LT Grade Batting: Will Nickelson – 235 runs @ 25.67

U/16 LT Grade Bowling: Callum Vidler - 16 wickets @ 12.69

Doug Murphy Memorial Trophy - Most Dismissals by Wicket Keeper:

Kira Holmes - 29 (19 catches & 10 stumpings) in Women's First Grade

W. Leggat Memorial Trophies for Most Catches by a Fieldsman:

Luke Ward - 11 catches

Hat Tricks

Jacques Badenhorst v South Brisbane in Second Grade T20

Frank Flynn Memorial Trophies:

Awarded to special club members who provided outstanding service and great club spirit: Christie Lewis

Col Hov Memorial Encouragement Award Trophies:

Presented in recognition of the performances, potential and good attitude of these players: Henry Harris, Harry Hunter, Elizabeth Choo and Harina Paranavithana.

Frank & Noreen Vidler Memorial Trophy:

Awarded to the person who has made the most significant contribution to junior or youth cricket this season: Kim Lawley

Aggregate Awards

Women's 1st Grade Batting: Kira Holmes – 640 runs

Women's 1st Grade Bowling: Christina Coulson – 31 wickets

Women's 2nd Grade Batting: Lauren Taylor – 424 runs

Women's 2nd Grade Bowling: Chelsea McNeill - 20 wickets

1st Grade Two Day Batting: Jack Beath – 379 runs

1st Grade Two Day Bowling: Donal Whyte - 18 wickets

1st Grade One Day Batting: Jack Wildermuth – 219 runs

1st Grade One Day Bowling: Cameron Boyce and Donal Whyte - 9 wickets

1st Grade T20 Batting: Jack Beath – 151 runs

1st Grade T20 Bowling: Donal Whyte - 8 wickets

2nd Grade Two Day Batting: Luke Stutter - 333 runs

2nd Grade Two Day Bowling: Flynn Thomasson – 19 wickets

2nd Grade One Day Batting: Hugh Weibgen - 198 runs

2nd Grade One Day Bowling: Hussain Akbar – 3 wickets

2nd Grade T20 Batting: Michael Toolis – 78 runs

2nd Grade T20 Bowling: Liam Petersen – 5 wickets

3rd Grade Batting: Connor Nowlan - 301 runs

3rd Grade Bowling: Kade Horan - 19 wickets

4th Grade Batting: James Hicks - 181 runs

4th Grade Bowling: Cameron Willis – 11 wickets

5th Grade Batting: Jim Johnston - 165 runs

5th Grade Bowling: Sam Loch - 12 wickets

6th (1) Grade Batting: Fergus Rees - 222 runs

6th (1) Grade Bowling: Brendan Badenhorst - 17 wickets

6th (2) Grade Batting: Rob Bailey - 160 runs

6th (2) Grade Bowling: Henry Harris - 15 wickets

C1 Sub Districts Batting: Jack Mann - runs

C1 Sub Districts Bowling: Steve Gode – 20 wickets

C3 Sub Districts Batting: Craig Willis – 261 runs

C3 Sub Districts Bowling: Itin Bhardwaj – 18 wickets

U/16 LT Grade Batting: Will Nickelson – 292 runs

U/16 LT Grade Bowling: Callum Vidler - 17 wickets

Paul Pink Shield Girls Batting: Charlotte Serisier – 49 runs

Paul Pink Shield Girls Bowling: Eleanor Swanepoel – 4 wickets

Kirby Short Cup Girls Batting: Sianna Ginger – 147 runs

Kirby Short Cup Girls Bowling: Sianna Ginger – 4 wickets

Over 40's (1) Batting: David Khan - 97 runs

Over 40's (1) Bowling: Martin Ryan and Steve Gode – 4 wickets

Over 40's (2) Batting: Gavin Brown - 135 runs

Over 40's (2) Bowling: Richard Anderson – 5 wickets

Mel Lowings Cup Batting: Joshua Welsh - 110 runs

Mel Lowings Cup Bowling: Henry Harris – 8 wickets

Kookaburra Cup Batting: Jack Irwin - 202 runs

Kookaburra Cup Bowling: Jack Irwin – 8 wickets

REPRESENTATIVE PLAYERS - 2021/22

AUSTRALIA (Men)	Usman Khawaja
AUSTRALIA (Women)	Jess Jonassen
AUSTRALIA A (Men)	Mark Steketee
QUEENSLAND	Usman Khawaja Jack Wildermuth Mark Steketee
QUEENSLAND (Women)	Jess Jonassen Mikayla Hinkley Georgia Prestwidge



Jess Jonassen joined VDCC this season.



Mikayla Hinkley, Jess Jonassen and Georgia Prestwidge at Peter Easton Oval.

HONOUR BOARD - 2021/22

TOP 10 TABLES

First – Sixth Grades, C1 & C3 Sub Districts Grades & Under 16 Lord's Taverners Grade

(Not including performances in some One Day & T20 Competitions such as in First Grade, Over 40's Grade, Mel Lowings Cup & Kookaburra Cup)

TOP 10 RUN-SCORERS

	Player	Total
1	LM Ward	438
2	JH Beath	379
3	DP McLachlan	357
4	WA Nickelson	354
5	LD Pfeffer	346
6	CD Murphy	341
7	LR Stutter	333
8	CJ Nowlan	325
9	SA Read	310
10	HK Hunter	308

TOP 10 WICKET-TAKERS

	Player	Total
1	S Jeh	30
2	CA Vidler	29
3	JJ Gittins	27
	HG Harris	27
5	DP Gale	25
6	FS Thomasson	22
	HP Willmington	22
8	HG Whyte	21
9	TJ Challenor	20
10	SJ Gode	20

TOP 10 FIELDING DISMISSALS (including 'keepers)

	Player	Catches	Stumpings	Total
1	JS Johnston	14	2	16
2	WA Nickelson	11	3	14
3	LD Pfeffer	7	5	12
	NC Harding	9	3	12
5	LM Ward	11	0	11
6	BL Crawford	9	1	10
	CR Willis	10	0	10
8	HW Leeson-Smith	9	0	9
	CD Murphy	9	0	9
	HJ Swanepoel	4	4	8

TOP 10 FIRST GRADE CHAMPION POINT SCORERS

Men

	Player	Points
1	LD Pfeffer	14.48
2	Z Jeh	12.88
3	JH Beath	11.97
4	DP McLachlan	11.13
5	DM Whyte	10.68
6	HD Weibgen	9.99
7	CJ Boyce	7.57
8	RF McElduff	6.18
9	JP O'Neill	5.53
10	JS Neill	4.68

Women

	Player	Points
1	KJ Holmes	28.90
2	SU Ginger	27.29
3	MC Hinkley	21.28
4	CR Coulson	18.49
5	GK Prestwidge	14.98
6	AL Harris	14.46
7	LK Muller	13.36
8	Z Siddiqi	12.60
9	LBK Bourke	12.25
10	SR Naidu	8.70

TOP 10 CLUB* CHAMPION POINT SCORERS

	Player	Points
1	S Jeh	22.17
2	LM Ward	19.24
3	CR Willis	17.74
4	EC Venter	16.65
5	WA Nickelson	15.42
6	CA Vidler	15.11
7	HG Whyte	14.64
8	JL Irwin	14.53
9	KA Horan	14.02
10	HG Harris	13.74

* not including First Grade

Ineligible due to suspension.

(Points system for the above two tables: .03/run, .40/wicket, .30/catch, .40/stumping)

OUTSTANDING PERFORMANCE TABLES

CENTURY SCORERS

	Player	Score	Grade	Opponents
1	LD Pfeffer	143	1st Grade	Wynnum-Manly
2	MC Hinkley	118*	Valley Ladies	Gold Coast
	NC Harding	118*	4th Grade	Sandgate-Redcliffe
4	UT Khawaja	117*	1st Grade - 1 Day	Sunshine Coast
5	HD Weibgen	116*	2nd Grade - 1 Day	Redlands
6	JD Wildermuth	113	1st Grade - 1 Day	Redlands
7	JH Welsh	110*	Sub Dist One Day	Mansfield Lions Cricket Club
8	HF Carroll	105	Sub Districts T20	Bracken Ridge
9	DP McLachlan	104*	1st Grade	Wynnum-Manly
	HD Weibgen	104*	1st Grade	Redlands
	MC Hinkley	104	Valley Ladies	Wynnum-Manly/Redlands
12	BE Gale	103*	3rd Grade	University of Queensland
13	JD Wildermuth	102*	1st Grade - 1 Day	University of Queensland

CENTURY PARTNERSHIPS

	Player	Player	Runs	Wicket	Grade	Opponents
1	LD Pfeffer	UT Khawaja	231	1	1st Grade - 1 Day	Sunshine Coast
2	BE Gale	HF Carroll	195	1	Sub Districts T20	Bracken Ridge
3	TA Collier	CD Murphy	160	5	2nd Grade	Wynnum-Manly
4	LD Pfeffer	DP McLachlan	154	4	1st Grade	Wynnum-Manly
5	BE Gale	BD McLachlan	138	3	2nd Grade	Wynnum-Manly
6	LBK Bourke	KJ Holmes	137	1	Valley Ladies	Ipswich
7	LD Pfeffer	RF McElduff	136	3	1st Grade	Wynnum-Manly
8	HK Hunter	JH Welsh	133	2	Sub Dist One Day	Mansfield Lions Cricket Club
9	FL Rees	HW Leeson-Smith	129	3	6th(1) Grade	University of Queensland
10	KJ Holmes	SU Ginger	125	2	Valley Ladies	Sunshine Coast
11	UT Khawaja	JH Beath	120	2	1st Grade	South Brisbane
12	JO Mann	LH Bryan	116*	7	C1	South Brisbane
13	JD Wildermuth	DP McLachlan	115	3	1st Grade	University of Queensland
14	BD McLachlan	CD Murphy	112	4	2nd Grade	Sandgate-Redcliffe
15	DP McLachlan	JP O'Neill	107*	4	1st Grade	Northern Suburbs
16	JH Beath	JS Neill	106	2	1st Grade	Redlands
	RJ Bailey	JL Irwin	106	2	Sub Districts T20	Traders XI
18	S Jeh	HR Frost	105	1	Taverners	University of Queensland
19	EG Harvey	M Doohan	104*	2	Valley Ladies	Redlands
	BRJA Donker	EG Du Payne	104	5	3rd Grade	Western Suburbs
21	CD Murphy	HP Willmington	102	7	2nd Grade	Northern Suburbs
	JH Welsh	SP Loch	102	8	5th Grade	Northern Suburbs
	JD Wildermuth	DP McLachlan	102	6	1st Grade - 1 Day	Redlands
24	HD Weibgen	JK Joyce	101	7	Under 19	Gold Coast
	LD Pfeffer	JH Beath	101	2	1st Grade T20	Ipswich

* = Unbroken Partnership

6 WICKETS OR MORE IN AN INNINGS

	Player	Figures	Grade	Opponents
1	HP Willmington	7-20	2nd	Northern Suburbs
2	JJ Gittins	7-97	4th	Sandgate-Redcliffe
3	HG Whyte	6-25	3rd	Toombul
4	CIF Rees	6-31	6th(1)	University of Queensland
5	JJ Gittins	6-66	3rd	Gold Coast

10 WICKETS OR MORE IN A MATCH

	Player	Figures	Grade	Opponents
	nil			

5 WICKETS IN AN INNINGS

	Player	Figures	Grade	Opponents
1	Z Siddiqi	5-9	Valley Ladies	Wynnum-Manly/Redlands
2	CR Willis	5-10	C3	Redland Sharks
3	JAC Ikin	5-14	C1	South Brisbane
4	MT Gant	5-16	5th	Western Suburbs
5	DP Gale	5-17	3rd	Redlands
6	BE Sweeney	5-20	C3	Kenmore
7	Z Siddiqi	5-21	Valley Ladies	Gold Coast
8	FS Thomasson	5-26	Under 19	University of Queensland
9	IK Bhardwaj	5-27	C3	Cleveland Thornlands
10	CB Willis	5-30	4th	Gold Coast
11	CR Coulson	5-34	Valley Ladies	Sandgate-Redcliffe
12	CR Coulson	5-37	Valley Ladies	Sunshine Coast
13	HP Willmington	5-42	2nd	South Brisbane
	JL Irwin	5-42	6th(2)	Toombul

HAT TRICKS

Player	Grade	Opponents	Figures
J Badenhorst	2nd Grade T20	South Brisbane	4-8



Jacques Badenhorst took 4-8 against South Brisbane this season, including a hat trick.

SCORES OF 50 TO 99

Player	Score	Grade	Opponents
CD Murphy	99	2nd Grade	Wynnum-Manly
LD Pfeffer	98	1st Grade - 1 Day	Sunshine Coast
SU Ginger	97*	Valley Ladies	Sandgate-Redcliffe
RF McElduff	97	2nd Grade - 1 Day	University of Queensland
MJ Sheather	95*	C3	Redland Sharks
JH Welsh	94	5th Grade	Northern Suburbs
JS Neill	92	1st Grade	Toombul
CR Willis	92	C3	Taringa Rovers
JH Beath	91	1st Grade	Ipswich
JH Beath	91	1st Grade	Redlands
JH Beath	89	1st Grade T20	Ipswich
J Badenhorst	88	3rd Grade	South Brisbane
BE Gale	86*	Sub Districts T20	Bracken Ridge
JL Irwin	86	Sub Districts T20	Traders XI
HD Weibgen	82*	Under 19	Gold Coast
BD McLachlan	81	2nd Grade	Sandgate-Redcliffe
S Jeh	80*	5th Grade	South Brisbane
CJ Nowlan	80	3rd Grade	Northern Suburbs
RF McElduff	79	1st Grade	Wynnum-Manly
ME Coates	78*	6th(2) Grade	South Brisbane
BE Gale	78	2nd Grade	Wynnum-Manly
KA Horan	78	Sub Dist One Day	Mansfield Lions
BD McLachlan	76	2nd Grade	Wynnum-Manly
FL Rees	73*	6th(1) Grade	University of Queensland
SA Read	73	6th(1) Grade	South Brisbane
HF Carroll	73	Sub Dist One Day	Brisbane Legends
KJ Holmes	73	Valley Ladies	Ipswich
JH Beath	71	1st Grade	South Brisbane
HW Leeson-Smith	71	6th(1) Grade	University of Queensland
FS Thomasson	71	Under 19	Toombul
LM Ward	70	5th Grade	University of Queensland
HG Whyte	70	3rd Grade	University of Queensland
EG Harvey	69*	Valley Ladies	Redlands
UT Khawaja	69	1st Grade	South Brisbane
LR Stutter	69	2nd Grade	Wynnum-Manly
HD Weibgen	69	2nd Grade - 1 Day	Sunshine Coast
HK Hunter	68*	6th(1) Grade	6th(2) Grade
NJ Ryall	68	3rd Grade	Sandgate-Redcliffe
EC Venter	67	3rd Grade	Sandgate-Redcliffe
NG Stevens	66*	1st Grade	Ipswich
EJ Swanepoel	65*	Valley Ladies	Western Suburbs
JD Wildermuth	65	1st Grade	University of Queensland
KJ Holmes	65	Valley Ladies	Sandgate-Redcliffe
BM Wright	64	4th Grade	Sandgate-Redcliffe
DJ Childs	64	C1	Moggill
Z Jeh	64	1st Grade	Sandgate-Redcliffe
HD Weibgen	64	1st Grade	University of Queensland
EJ Swanepoel	64	Valley Ladies	Ipswich
NC Harding	63	3rd Grade	Gold Coast
HF Carroll	63	Sub Districts T20	Bracken Ridge
EJ Swanepoel	63	Valley Ladies	University of Queensland
DJ Malone	62	6th(2) Grade	Redlands
JAC Ikin	62	C1	Moggill

Player	Score	Grade	Opponents
HR Frost	62	Taverners	University of Queensland
KJ Holmes	61*	Valley Ladies	Wynnum-Manly/Redlands
BRJA Donker	61	3rd Grade	Western Suburbs
LR Stutter	61	2nd Grade	Sunshine Coast
MC Hinkley	61	Valley Ladies	Sunshine Coast
SU Ginger	61	Valley Ladies	Sunshine Coast
BE Gale	60	Sub Dist One Day	West End Wanderers
LK Taylor	60	Valley Ladies	Northern Suburbs
TA Collier	59*	2nd Grade	Wynnum-Manly
HP Willmington	59*	2nd Grade	Northern Suburbs
SU Ginger	59*	Valley Ladies	Sunshine Coast
SU Ginger	59	Valley Ladies	Sandgate-Redcliffe
MC Hinkley	59	Valley Ladies	Ipswich
KJ Holmes	59	Valley Ladies	Sunshine Coast
DP McLachlan	58*	1st Grade	Northern Suburbs
LK Taylor	58*	Valley Ladies	Wynnum-Manly
JS Johnston	58	5th Grade	Northern Suburbs
UT Khawaja	58	1st Grade - 1 Day	Redlands
SJ Healy	58	Sub Dist One Day	Brisbane Legends
Z Jeh	57	1st Grade	University of Queensland
KA Horan	57	3rd Grade	Gold Coast
AJ Gode	57	1st Grade - 1 Day	Redlands
LK Taylor	57	Valley Ladies	Sunshine Coast
BRJA Donker	56	4th Grade	Wynnum-Manly
TA Collier	56	2nd Grade	Redlands
DP Gale	56	2nd Grade	Redlands
CD Murphy	55	2nd Grade	Northern Suburbs
SJ Healy	55	4th Grade	University of Queensland
JJ Bennett	55	Sub Districts T20	Traders XI
LK Taylor	54*	Valley Ladies	University of Queensland
JW Durkin	54	5th Grade	Sandgate-Redcliffe
AL Harris	54	Valley Ladies	Sunshine Coast
MC Hinkley	53*	Valley Ladies	Ipswich
DM Khan	53	5th Grade	Western Suburbs
GC Brown	53	Over 40(2)	University of Queensland
HD Weibgen	53	Under 19	University of Queensland
LBK Bourke	53	Valley Ladies	Ipswich
DJ Malone	52*	4th Grade	Western Suburbs
HD Weibgen	52*	Under 19	South Brisbane
JJ Hicks	52	4th Grade	Redlands
LR Stutter	52	2nd Grade	Western Suburbs
JO Mann	52	C1	Bracken Ridge
EG Du Payne	52	3rd Grade	Western Suburbs
SA Read	52	5th Grade	University of Queensland
GC Brown	52	Over 40(2)	Western Suburbs
EC Venter	51*	2nd Grade	Redlands
CJ Nowlan	51	3rd Grade	South Brisbane
JS Nowlan	51	5th Grade	South Brisbane
CR Willis	51	C3	Kenmore
OS Gilchrist	51	Over 40(2)	University of Queensland
HD Weibgen	50*	Under 19	Western Suburbs
FS Thomasson	50	Under 19	Ipswich
SU Ginger	50	Valley Ladies	Sandgate-Redcliffe

TEAM & PLAYER STATISTICS, & CAPTAIN'S REPORTS

FIRST GRADE PREMIERSHIP – The Damien Mullins Cup

Ipswich	176.50
Gold Coast	158.75
Western Suburbs	152.25
Redlands	136.50
Toombul	125.75
University of Queensland	124.25
Northern Suburbs	120.75
Sunshine Coast	113.25
Valley	110.50
South Brisbane	109.75
Sandgate-Redcliffe	87.50
Wynnum-Manly	83.25

First Grade Captain's Report: Josh Neill

The First Grade squad played some great cricket in stages, with some areas of inexperience taking over too. It was a season that led to a One Day Semi-final, and some disappointing results in the T20 and Two-Day competitions.

This new season saw plenty of new changes; the loss of a previous captain, injuries and COVID to name a few. This led to many debutants and some great individual performances, which should hold us in good stead in the future.

Our 1-day season was kicked off with back-to-back 100's by Jack Wildermuth, before Bulls team mates Usman Khawaja and Lachlan Pfeffer put on a huge partnership against the Sunshine Coast to put us into the top 8. Lucky enough for Jason Sangha and Chris Tremain to join the club, we witnessed a dominant bowling display to beat Ipswich. A tough night batting against some great bowling left Norths' total in the semi-final too far out of reach.

Our 2-day season got off to a great start with 100's to Dyl and Pfef to chase down Wynnum's mammoth total of 374. A round 2 win over Sandgate was exactly what the young group needed to get the belief and confidence moving on through the season. Unfortunately we were not able to maintain this form consistently through the year.

A break from red ball cricket around Christmas saw Jack Beath stop running and take the aerial route, hitting an impressive 16 sixes in 5 T20 games, which included the fastest VDCC 50 (89 off 23 balls). Highlighting the T20 season was Lachlan Pfeffer getting the call up for the Brisbane Heat. It was great to see him have success and the whole club get right behind him.

As we got to the back end of the season we were unable to string enough wins together. We gave ourselves a good chance in a couple of games, however were not able to capitalise on some of the commanding positions we were in.

During the season there were many debutants, including Sydney trio Chris Tremain, Jason Sangha and Ryan McElduff and I thank them for what they brought to the club in their short stay.

Other well deserved debuts after dominant Second Grade performances included Jack O'Neill, Harry Willmington, Flynn Thomasson, Damon Gale and Ed Venter. I can't wait to see what the future has for these talented boys.

As touched on earlier, this season brought many great individual performances that I believe need to be mentioned. We spoke a lot about scoring 100's and Hugh Weibgen and Dylan McLachlan treated us with their first 100's in A grade. We also had our contracted players stand up when playing with the Diehards, as Lach, Uz, and Jack all scored 100's early in the season. Ever reliable with the ball, Donny's consistent performances were noticed and he was selected to play in the QLD Second XI.

A couple of thank-you's must go to Patty, and Jimbo for their efforts each week. Everyone appreciates your work and your passion for the club.

As a club we couldn't be more fortunate to have Spud running the show. Despite his body failing him, he continues to push everyone and start the conversations that have us improving. This team wouldn't be the way it is without Spud and his helpers of, Tree, Drinno, and Godes. The boys appreciate all your efforts around the place.

It's been an honour to take over the reins as First Grade captain from Valley legend, Andrew Gode. I love this club and hope we can achieve some success in the years to come. Plenty of good times ahead.

Cheers,

Neilly

FIRST GRADE TWO- DAY PREMIERSHIP STATISTICS (The Cam Battersby Cup)

Ipswich	160.50
Western Suburbs	145.25
Gold Coast	137.75
Redlands	120.50
Toombul	116.75
University of Queensland	110.25
Sunshine Coast	106.25
South Brisbane	105.75
Northern Suburbs	103.75
Valley	97.50
Sandgate-Redcliffe	81.50
Wynnum-Manly	72.25

Premiership:	10th
Matches Played:	11: Won 1st innings 2, Drawn 5, Lost 1st innings 4

First Grade Batting – Two Day Matches

Player	Matches	Innings	Not Outs	Best Score	100s	50s	Runs	Average
JH Beath	10	11	0	91	0	3	379	34.45
LD Pfeffer	9	10	0	143	1	0	346	34.60
DP McLachlan	10	10	2	104*	1	1	331	41.38
HD Weibgen	8	9	2	104*	1	1	293	41.86
Z Jeh	10	10	2	64	0	2	236	29.50
JS Neill	6	4	0	92	0	1	146	36.50
NG Stevens	5	4	1	66*	0	1	118	39.33
CD Murphy	6	6	1	49	0	0	116	23.20
JP O'Neill	8	8	1	49*	0	0	111	15.86
DM Whyte	10	9	1	49*	0	0	96	12.00
RF McElduff	3	3	0	79	0	1	86	28.67
HJ Collier	5	4	1	47*	0	0	82	27.33
CJ Boyce	5	4	0	46	0	0	69	17.25
UT Khawaja	1	1	0	69	0	1	69	69.00
JD Wildermuth	1	1	0	65	0	1	65	65.00
BD McLachlan	7	6	0	35	0	0	56	9.33
HP Willmington	4	4	3	32	0	0	46	46.00
MT Steketee	1	1	1	21*	0	0	21	-
FS Thomasson	2	1	0	17	0	0	17	17.00
JJ Pratt	7	5	3	5	0	0	6	3.00
DP Gale	1	0	0	0	0	0	0	-
JJS Sangha	1	0	0	0	0	0	0	-
CP Tremain	1	0	0	0	0	0	0	-
EC Venter	1	0	0	0	0	0	0	-

First Grade Bowling – Two Day Matches

Player	Overs	Maidens	Runs	Wickets	Average	Best	5 Wkts.
DM Whyte	168.5	33	618	18	34.33	4-54	0
CJ Boyce	110	27	335	13	25.77	4-49	0
Z Jeh	170.3	35	461	13	35.46	4-100	0
RF McElduff	50.4	10	192	9	21.33	4-40	0
JJ Pratt	71.3	13	284	5	56.80	3-47	0
JP O'Neill	21	4	81	4	20.25	1-7	0
HP Willmington	23	5	67	4	16.75	3-40	0
HJ Collier	55	8	212	2	106.00	2-98	0
CP Tremain	16	6	37	2	18.50	2-37	0
DP Gale	13	0	61	1	61.00	1-61	0
EC Venter	13	0	39	1	39.00	1-39	0
HD Weibgen	17	4	40	0	-	0-3	0
MT Steketee	14	0	102	0	-	0-102	0
FS Thomasson	8	1	37	0	-	0-37	0
BD McLachlan	3	0	4	0	-	0-4	0
JS Neill	1	1	0	0	-	0-0	0
LD Pfeffer	1	0	5	0	-	0-5	0

FIRST GRADE ONE-DAY COMPETITION STATISTICS – The John McKnulty Cup

Team	Points	NRR
Gold Coast	14	1.474
Northern Suburbs	13	0.768
Ipswich	10	1.570
Redlands	10	0.980
University of Queensland	9	0.256
Valley	8	0.002
Toombul	5	-0.003
Sandgate-Redcliffe	4	-0.264
Wynnum-Manly	4	-0.542
Western Suburbs	4	-1.298
South Brisbane	0	-0.603
Sunshine Coast	0	-2.121

Premiership:	6th
Matches played:	3: Won 2, Lost 1

First Grade Batting — One Day Matches

Player	Matches	Innings	Not Outs	Best Score	100s	50s	Runs	Average
JD Wildermuth	3	3	2	113	2	0	219	219.00
UT Khawaja	3	3	1	117*	1	1	176	88.00
LD Pfeffer	5	5	1	98	0	1	164	41.00
AJ Gode	4	4	0	57	0	1	128	32.00
Z Jeh	5	2	0	34	0	0	49	24.50
JH Beath	3	3	0	31	0	0	47	15.67
DP McLachlan	4	3	1	35*	0	0	38	19.00
JS Neill	5	4	1	15*	0	0	36	12.00
NG Stevens	4	3	0	26	0	0	36	12.00
HJ Collier	1	1	0	27	0	0	27	27.00
DM Whyte	5	2	1	11*	0	0	11	11.00
CJ Boyce	5	3	0	2	0	0	3	1.00
MT Steketee	3	2	1	2*	0	0	3	3.00
JJS Sangha	1	1	0	1	0	0	1	1.00
RF McElduff	3	2	0	0	0	0	0	0.00
CP Tremain	1	0	0	0	0	0	0	-

First Grade Bowling — One Day Matches

Player	Overs	Maidens	Runs	Wickets	Average	Best	5 Wkts.
CJ Boyce	45.1	2	198	9	22.00	2-10	0
DM Whyte	34	2	186	9	20.67	4-48	0
Z Jeh	36	0	225	8	28.13	3-54	0
MT Steketee	29.2	3	132	6	22.00	3-50	0
CP Tremain	9	0	31	3	10.33	3-31	0
JD Wildermuth	28	2	125	3	41.67	2-41	0
AJ Gode	27	1	157	2	78.50	1-19	0
RF McElduff	9	1	54	1	54.00	1-34	0
HJ Collier	7	1	35	0	-	0-35	0

FIRST GRADE T20 COMPETITION – The Tom Veivers Cup

North/East Pool	Points	NRR
Sunshine Coast	7	0.968
Wynnum-Manly	7	0.896
Redlands	6	0.619
Northern Suburbs	4	0.260
Toombul	4	-1.044
Sandgate-Redcliffe	2	-1.107

South/West Pool	Points	NRR
Gold Coast	7	0.428
Ipswich	6	-0.191
University of Queensland	5	0.387
Valley	5	0.131
South Brisbane	4	-0.581
Western Suburbs	3	0.013

Premiership:	4th in South/West Pool
Matches played:	5: Won 2, Drawn 1, Lost 2

First Grade Batting — Twenty 20 Matches

Player	Matches	Innings	Not Outs	Best Score	100s	50s	Runs	Average
JH Beath	5	5	0	89	0	1	151	30.20
LD Pfeffer	5	5	1	42*	0	0	111	27.75
AJ Gode	5	5	1	39	0	0	84	21.00
HD Weibgen	5	4	0	38	0	0	70	17.50
JP O'Neill	4	4	0	16	0	0	50	12.50
DP McLachlan	5	5	1	31	0	0	46	11.50
BD McLachlan	5	4	1	15	0	0	21	7.00
HJ Collier	5	2	1	16	0	0	18	18.00
Z Jeh	5	2	1	10	0	0	11	11.00
FS Thomasson	5	3	1	6	0	0	7	3.50
DM Whyte	5	1	1	2*	0	0	2	-
CJ Boyce	1	0	0	0	0	0	0	-

First Grade Bowling — Twenty 20 Matches

Player	Overs	Maidens	Runs	Wickets	Average	Best	Econ.
DM Whyte	14.5	0	92	8	11.50	3-14	6.20
AJ Gode	12	0	87	5	17.40	2-16	7.25
Z Jeh	13	0	94	4	23.50	3-22	7.23
FS Thomasson	4	0	32	4	8.00	2-1	8.00
HJ Collier	9	0	66	2	33.00	2-18	7.33
BD McLachlan	7	0	51	1	51.00	1-20	7.29
JP O'Neill	3	0	30	1	30.00	1-12	10.00

SECOND GRADE – The Alan Pettigrew Shield

Overall Championship

University of Queensland	188.00
Gold Coast	167.75
South Brisbane	151.75
Ipswich	148.25
Redlands	143.00
Northern Suburbs	122.50
Valley	113.75
Sandgate-Redcliffe	100.50
Sunshine Coast	89.00
Toombul	88.00
Western Suburbs	76.50
Wynnum-Manly	66.50

Second Grade Report: Luke Stutter

Another up and down year for the Second Grade men, however there were improvements on the year before from individuals who were another year older and more experienced. The team changed a lot from the first one day game and seemed to find a nice balance of older and younger heads as the season went on. Whilst we missed out on finals in the two-day format, a couple of key results could easily have seen this side place top four.

There were plenty of highlights during the year. As a team this included the T20 semi-final. A rain-impacted campaign saw our side win key moments and place in the top 2 for our pool. Unfortunately we went down to eventual winners Sunshine Coast. However, it was a well-earned semi-final berth and a great achievement for the season. Additionally, big wins against teams including Wynnum-Manly, Redlands and Norths were a testament to the side's growth in the last 12 months.

The batting group learned to bat more time, which resulted in some good totals on tricky wickets. Guys like Christian Murphy and Tom Collier saw the value in batting time and their scores reflected this. Christian's 99 and 60-odd, and Tom's 3 not outs were great to see from our under-19 players. The star for 2's this year was Eduard Venter – his stylish batting, ability to influence a game with his bat and the composure to withstand pressure was fantastic to watch.

Our real success story this year was that our bowling attack began to understand that consistency was key to bowling sides out. The group learned to pitch up, bowl one-side of the wicket and try to close out overs after a good start. The aggression from Flynn and passion from Damon spurred this attack on.

I do believe bowling coach Matt Petrie was known by first name at his local, after offering a carton to the cartel for every time a side was bowled out under 150 runs. Perhaps, this was the real reason for success. Nevertheless, a great year by the boys with the ball, making the batters' job a little easier.

As with every Second Grade side, an often-overlooked achievement is how many players transition into First Grade and who can add value. We had five debutants this year who did not look out of place moving up the grades. Congratulations to Christian Murphy, Eduard Venter, Harry Willmington, Flynn Thomasson and Jack O'Neill, who all earned their maiden First Grade cap. Additionally, congratulations to those boys who began their Second Grade careers and will feature heavily next season.

Lastly, a massive thank you to our scorer extraordinaire, Gregory Ball. Your time is very much appreciated and I have certainly valued your calm head and experience.

Be careful what you read from our results, as this season has laid a strong foundation for 2022/23. No doubt there will be more First Grade debutants to come through and a top-four result is very attainable. As is a grand final or three.

A hot tip to the next generation: learn our song and sing it loud!

Luke Stutter



Eduard Venter receives his medallion for the best batting average in 2nd Grade.

SECOND GRADE TWO-DAY PREMIERSHIP STATISTICS

Team	Points	NRR
University of Queensland	168.00	1.8967
Gold Coast	147.50	1.1587
Ipswich	144.25	1.2222
South Brisbane	143.75	1.132
Redlands	133.00	1.1887
Northern Suburbs	118.25	0.9063
Valley	112.75	1.2572
Sandgate-Redcliffe	94.00	0.8155
Sunshine Coast	79.25	0.7573
Toombul	75.00	0.7955
Western Suburbs	69.00	0.7169
Wynnum-Manly	65.50	0.634

Premiership:	7th
Matches played:	11: Won 1st innings 5, Drawn 2, Lost 1st innings 4

Second Grade Batting – Two Day Matches

Player	Matches	Innings	Not Outs	Best Score	100s	50s	Runs	Average
LR Stutter	10	11	0	69	0	3	333	30.27
TA Collier	10	11	4	59*	0	2	277	39.57
EC Venter	9	8	4	51*	0	1	228	57.00
CD Murphy	5	4	0	99	0	2	225	56.25
BD McLachlan	5	4	0	81	0	2	214	53.50
J Badenhorst	10	9	0	37	0	0	185	20.56
MJ Toolis	10	11	0	29	0	0	156	14.18
BE Gale	4	5	0	78	0	1	116	23.20
DP Gale	6	4	2	56	0	1	71	35.50
HP Willmington	7	4	2	59*	0	1	69	34.50
FS Thomasson	9	6	0	34	0	0	55	9.17
LG Petersen	5	2	0	29	0	0	52	26.00
JK Joyce	3	3	2	49*	0	0	50	50.00
JP O'Neill	3	3	1	22	0	0	49	24.50
DP McLachlan	1	1	0	26	0	0	26	26.00
CJ Nowlan	4	3	0	18	0	0	24	8.00
NC Harding	4	2	1	18*	0	0	20	20.00
MJ Galvin	4	4	0	5	0	0	14	3.50
HD Weibgen	1	1	0	13	0	0	13	13.00
BT Lanigan	8	5	2	3	0	0	7	2.33
HJ Collier	1	1	0	0	0	0	0	0.00
JJ Gittins	1	0	0	0	0	0	0	-
JM Lait	6	1	0	0	0	0	0	0.00
AA Lockhart-Krause	1	0	0	0	0	0	0	-
JJ Pratt	3	0	0	0	0	0	0	-
PW Singh	1	0	0	0	0	0	0	-
CA Vidler	1	0	0	0	0	0	0	-
HG Whyte	2	0	0	0	0	0	0	-

Second Grade Bowling – Two Day Matches

Player	Overs	Maidens	Runs	Wickets	Average	Best	5 Wkts.
FS Thomasson	99.2	19	328	22	14.91	4-29	0
HP Willmington	82.1	19	205	18	11.39	7-20	2
EC Venter	73.2	8	282	14	20.14	4-27	0
DP Gale	71	17	156	9	17.33	3-44	0
JM Lait	74.3	18	194	9	21.56	2-31	0
BT Lanigan	72	14	218	8	27.25	3-27	0
LG Petersen	39	5	139	6	23.17	4-45	0
JJ Pratt	53	16	160	4	40.00	2-54	0
BD McLachlan	26.3	6	91	3	30.33	2-22	0
J Badenhorst	43	11	114	2	57.00	1-16	0
HG Whyte	8	1	39	2	19.50	1-16	0
MJ Galvin	22	4	67	1	67.00	1-16	0
JJ Gittins	8.5	2	23	1	23.00	1-23	0
CJ Nowlan	4.5	0	19	1	19.00	1-5	0
LR Stutter	1.1	0	6	1	6.00	1-6	0
JP O'Neill	60	25	107	0	-	0-34	0
CA Vidler	8.4	0	42	0	-	0-42	0
HJ Collier	8	0	21	0	-	0-21	0
PW Singh	4	0	35	0	-	0-35	0
MJ Toolis	4	2	5	0	-	0-1	0



Harry Wilmington receives his medallion for the season's best bowling average in 2nd Grade from Matt Du Payne.

SECOND GRADE ONE-DAY COMPETITION STATISTICS

Team	Points	NRR
Gold Coast	16	1.909
University of Queensland	13	0.889
Redlands	9	0.909
South Brisbane	9	0.642
Western Suburbs	8	-0.200
Toombul	6	0.235
Northern Suburbs	5	-0.093
Wynnum-Manly	4	-0.626
Sandgate-Redcliffe	4	-0.744
Sunshine Coast	4	-1.467
Ipswich	4	-1.579
Valley	0	-0.515

Premiership	12th
Matches played:	3: Lost 3

Second Grade Batting – One Day Matches

Player	Matches	Innings	Not Outs	Best Score	100s	50s	Runs	Average
HD Weibgen	3	3	1	116*	1	1	198	99.00
RF McElduff	2	2	0	97	0	1	143	71.50
JP O'Neill	3	3	0	42	0	0	64	21.33
BD McLachlan	3	3	0	40	0	0	49	16.33
MJ Toolis	3	3	0	23	0	0	39	13.00
FS Thomasson	3	3	1	29	0	0	35	17.50
JJ Pratt	3	2	1	22*	0	0	31	31.00
HJ Collier	3	2	0	19	0	0	21	10.50
TA Collier	1	1	0	15	0	0	15	15.00
LR Stutter	2	2	0	11	0	0	13	6.50
BT Lanigan	1	1	1	10*	0	0	10	-
KA Horan	1	1	0	5	0	0	5	5.00
WA Garske	2	2	0	2	0	0	3	1.50
CD Murphy	1	1	0	1	0	0	1	1.00
H Akbar	2	1	1	0*	0	0	0	-

Second Grade Bowling – One Day Matches

Player	Overs	Maidens	Runs	Wickets	Average	Best	5 Wkts.
H Akbar	11	0	65	3	21.67	3-27	0
HJ Collier	28	0	116	3	38.67	2-40	0
BD McLachlan	20	1	94	2	47.00	2-46	0
JJ Pratt	24.4	2	126	2	63.00	2-39	0
RF McElduff	19	2	65	1	65.00	1-25	0
HD Weibgen	6	0	25	1	25.00	1-25	0
KA Horan	4	0	36	0	-	0-36	0
BT Lanigan	5	1	20	0	-	0-20	0
JP O'Neill	5	0	19	0	-	0-19	0
FS Thomasson	17.5	0	129	0	-	0-35	0

SECOND GRADE T20 COMPETITION STATISTICS

North/East Pool	Points	NRR
Sunshine Coast	8	1.495
Toombul	7	-0.119
Redlands	6	0.431
Northern Suburbs	5	-0.322
Sandgate-Redcliffe	3	-1.053
Wynnum-Manly	1	-0.887

South/West Pool	Points	NRR
University of Queensland	7	0.971
Gold Coast	6	1.583
Valley	6	0.038
Ipswich	4	-0.075
South Brisbane	4	-0.250
Western Suburbs	3	-1.343

Premiership	3rd in South/West Pool
Matches played:	5: Won 2, Drawn 2, Lost 1

Second Grade Batting – Twenty 20 Matches

Player	Matches	Innings	Not Outs	Best Score	100s	50s	Runs	Average
MJ Toolis	4	4	0	38	0	0	78	19.50
E Venter	4	4	1	34	0	0	69	23.00
TA Collier	4	4	0	33	0	0	57	14.25
L Petersen	4	4	1	31	0	0	50	16.67
CD Murphy	4	4	0	21	0	0	41	10.25
BE Gale	1	1	0	36	0	0	36	36.00
J Badenhorst	4	4	0	14	0	0	30	7.50
LR Stutter	4	4	0	8	0	0	23	5.75
HP Willmington	4	3	3	11*	0	0	23	-
CJ Nowlan	2	2	1	14	0	0	15	15.00
DP Gale	2	2	2	2*	0	0	3	-
JJ Pratt	4	1	0	0	0	0	0	0
BT Lanigan	2	0	0	0	0	0	0	-
MJ Galvin	1	0	0	0	0	0	0	-

Second Grade Bowling – Twenty 20 Matches

Player	Overs	Maidens	Runs	Wickets	Average	Best	Econ
L Petersen	16	0	90	5	18.00	3-18	0
J Badenhorst	5	0	27	4	6.75	4-8	0
DP Gale	4.3	0	29	3	9.67	3-14	0
JJ Pratt	13.4	0	89	3	29.67	2-24	0
E Venter	10	0	62	2	31.00	2-20	0
HP Willmington	12	0	72	2	36.00	2-23	0
MJ Galvin	2	0	8	0	-	0-8	0
BT Lanigan	4	0	22	0	-	0-8	0
CJ Nowlan	0.1	0	2	0	-	0-2	0
LR Stutter	1	0	13	0	-	0-13	0

THIRD GRADE – The Norm McMahon Shield

Third Grade Captain's Report: Kade Horan

The 2021/22 season presented an exciting opportunity for the club's young and developing players to compete for the flag in Third Grade. The club's and the team's depth were tested though, with a total of 37 players used across the season.

We started the two-day competition with a bang, securing away wins against Souths and Sandgate. Setting totals around the 250 mark that could be comfortably defended by the bowlers, including having Sandgate all out for 52 in a session. One of the most memorable matches of the year followed against eventual champions Redlands, where we competed in a bizarre day of cricket, with 20 wickets falling in an afternoon. Batting first, we were all out for 85 inside 30 overs, before tearaway quick Damon Gale tore apart the Redlands line up with figures of 5-17. Redlands all out for 67 on the verge of stumps. Fast.... Really, fast. And didn't he loved a send off, or five!

The team sat comfortably at the top of the standings as we moved into one dayers, with a win over UQ before losing to Souths, a collapse of 7-20 handing the visitors an unlikely win. Unfortunately, batting collapses became common within the one day set up and we were unable to make the top 4.

As the teams batting collapses were becoming more common, selectors were chasing a... what's the word... "mature" batter to accompany the up and coming young talent in the club. Enter club stalwart, weight lifting aficionado and Instagram king, Bob "Donks" Donker. Donks made an immediate impact with a well made 40 against UQ, before doing a side muscle trying to slog sweep sixes. He returned with another solid knock against Wests and provided stability to the middle order.

Whilst the club's depth was tested as the COVID outbreak hit it's peak, the team's bowling performances week in, week out, were what ensured the wins kept coming. This couldn't be highlighted more than when facing Gold Coast in a two day match, our four top order batters and three bowlers were unavailable against the form team of the comp.

As a result, six debuts were handed to players from Fourth Grade. However the pace attack led by Josh Lait with Chris Raisbeck and Saxon Jeh showed great ability to knock over the Coast.

With a semi final place secured when the second day of our match against Toombul was abandoned due to the Brisbane floods, we turned our attention to a tough road trip to the Gold Coast for a berth in the final. Rolling out a full strength XI and bowling first, Gold Coast were off to a very solid start before spin took over. Josh Gittins spun a web on a helpful surface and with catches in the slips and two at short leg, Gold Coast didn't have an answer to his big turners. He ended with figures of 6/66, with 9 wickets falling to spin and 231 runs to get for a finals spot.

Unfortunately, we lost both openers before stumps and were 5-32 midway through the first hour on the following day. Despite a strong rear-guard partnership with myself and Nate Harding of over 100 runs, we fell 55 runs short of the total.

There were several other notable performances across the season:

Hayden Whyte – 19 wickets @ 11.58 (including 6/25 v Toombul)
Kade Horan – 19 wickets @ 16.2
Damon Gale – 15 wickets @ 12.8 (from 4 games!)
Connor Nowlan – 301 runs @ 27.4
Byron Gale's classy 103* against UQ

The unity of the team has grown significantly throughout the 21/22 season despite the sheer number of players who played within the team. The development of the players has been noticeable and I am excited to see what these guys have to offer the club moving forward. It was a privilege and an honour to captain this team during my first season with the club and I hope to continue with the firm goal of the flag in 2022/23.

Kade Horan

THIRD GRADE TWO-DAY PREMIERSHIP STATISTICS

Team	Points	NRR
Northern Suburbs	107.72	1.4482
Gold Coast	105.47	1.4044
Valley	95.39	1.0052
Redlands	93.93	1.4394
Sandgate-Redcliffe	80.54	0.9131
South Brisbane	79.09	0.6942
Western Suburbs	76.20	1.1275
University of Queensland	73.45	0.9075
Wynnum-Manly	71.52	0.8448
Toombul	55.49	0.6879

Premiership:	3rd: Lost Semi Final
Matches Played:	9: Won 1st innings 4, Drew 2, Lost 1st innings 3

THIRD GRADE ONE-DAY COMPETITION STATISTICS

North/East Pool	Points	NRR
Redlands	19	1.419
Wynnum-Manly	13	0.032
Toombul	10	1.315
Northern Suburbs	6	-1.571
Sandgate-Redcliffe	4	-1.766

South/West Pool	Points	NRR
Gold Coast	16	1.338
South Brisbane	13	2.743
Western Suburbs	11	0.061
Valley	8	-2.999
University of Queensland	7	-0.199

Premiership:	4th in South/West Pool
Matches Played:	4: Won 1, Lost 2, Drawn 1

Third Grade Batting – All Matches

Player	Matches	Innings	Not Outs	Best Score	100s	50s	Runs	Average
CJ Nowlan	11	12	1	80	0	2	301	27.36
KA Horan	14	14	2	57	0	1	194	16.17
CP Mackie	9	10	1	46	0	0	191	21.22
HG Whyte	12	11	0	70	0	1	188	17.09
BE Gale	7	7	1	103*	1	0	177	29.50
EG Du Payne	10	11	1	52	0	1	161	16.10
BRJA Donker	7	7	1	61	0	1	145	24.17
J Badenhorst	1	2	1	88	0	1	119	119.00
NJ Ryall	4	4	0	68	0	1	103	25.75
JK Joyce	7	8	2	35	0	0	102	17.00
NC Harding	8	8	2	63	0	1	89	14.83
MJ Galvin	9	11	1	27	0	0	87	8.70
EC Venter	1	1	0	67	0	1	67	67.00
LT Ronday	5	5	0	47	0	0	51	10.20
AWC Thompson	1	1	0	38	0	0	38	38.00
KC Brown	5	5	0	31	0	0	36	7.20
HF Carroll	5	4	0	18	0	0	29	7.25
BM Wright	1	1	0	25	0	0	25	25.00
JM Lait	3	3	1	9*	0	0	24	12.00
SJ Healy	4	3	0	9	0	0	21	7.00
DP Gale	6	6	2	8	0	0	16	4.00
PW Singh	2	2	0	14	0	0	15	7.50
TA Collier	1	1	0	13	0	0	13	13.00
CA Vidler	5	5	2	6	0	0	12	4.00
MG Zipf	2	1	1	9*	0	0	9	-
JJ Gittins	11	9	3	2	0	0	4	0.67
CB Willis	3	2	1	2*	0	0	2	2.00
CW Thomas	5	4	2	0*	0	0	0	0.00
BT Lanigan	2	1	0	0	0	0	0	0.00
MT Gant	1	1	1	0*	0	0	0	-
SS Kabel	1	1	0	0	0	0	0	0.00
NW Bradford	1	0	0	0	0	0	0	-
CD Corrigan	1	0	0	0	0	0	0	-
S Jeh	1	0	0	0	0	0	0	-
SP Loch	1	0	0	0	0	0	0	-
LEH Mackay	1	0	0	0	0	0	0	-
CM Raisbeck	2	0	0	0	0	0	0	-

Third Grade Bowling – All Matches

Player	Overs	Maidens	Runs	Wickets	Average	Best	5 Wkts.
KA Horan	96.2	16	308	19	16.21	3-4	0
HG Whyte	82.3	16	220	19	11.58	6-25	1
JJ Gittins	94	17	303	16	18.94	6-66	1
DP Gale	78.1	21	192	15	12.80	5-17	1
MJ Galvin	93.2	25	274	7	39.14	2-26	0
JM Lait	45	15	104	6	17.33	3-28	0
CA Vidler	38.4	11	121	4	30.25	2-27	0
CM Raisbeck	20	4	50	3	16.67	2-24	0
LT Ronday	41	11	104	3	34.67	1-15	0
CW Thomas	18	1	73	3	24.33	2-5	0
MT Gant	5	1	16	2	8.00	2-16	0
S Jeh	6	0	21	2	10.50	2-21	0
BT Lanigan	14	0	35	2	17.50	2-18	0
NC Harding	1	0	6	1	6.00	1-6	0
LEH Mackay	6	2	8	1	8.00	1-8	0
CJ Nowlan	18	1	61	1	61.00	1-33	0
KC Brown	11	0	45	0	-	0-12	0
CD Corrigan	2	0	5	0	-	0-5	0
MG Zipf	13	4	49	0	-	0-3	0
SP Loch	8	0	31	0	-	0-31	0
PW Singh	6	1	15	0	-	0-15	0
SS Kabel	4	0	21	0	-	0-21	0
EC Venter	3	1	4	0	-	0-4	0
JK Joyce	1	0	13	0	-	0-13	0
CP Mackie	1	1	0	0	-	0-0	0
CB Willis	0.3	0	8	0	-	0-8	0

FOURTH GRADE – The Bob Spence Shield

Fourth Grade Captain's Report: James Hicks

Hoping to build off the success of the tail end of the 2020/21 season, we headed into uncharted territory. Under new instruction and with a lot of fresh and mainly youthful faces we tackled what would be the logistical and administrative season from hell as best we could. Taking our fair share of licks and lessons along the way we struggled to 7th place finish in 2-day comp and missing out in the 1-dayers, finishing 4th in our pool.

To address the elephant in the room, this season was greatly affected by Covid which swept through Brisbane, and in turn, diminished our own ranks alongside the usual pinch felt by the private school post-Christmas exodus. By MyCricketer count this saw forty 4th graders take to the field this season, which doesn't include the countless changes both pre and during matches or late pull outs. I'm not going to miss the mini bouts of anxiety when taking a phone call, or receiving a text message from any cricket-related person between Wednesday and Saturday mornings. With that said, we managed to get through the season without any significant repercussions to player's health. The responsibility shown by all to stay clear during testing and isolation was greatly appreciated and allowed the season to carry on through the worst of the pandemic. My thanks to everyone who took the field this year for their assistance in this matter.

To coincide with this, the inclement weather of 2021/22, culminating in the floods of February played a significant part in the season. It ultimately gave a stark reminder and perspective to the community at large. Our thoughts go out to the individuals and communities that were affected by this event. I know a few amongst our own ranks were impacted directly. We hope the road to recovery is both short and successful for all.

Back to cricket, and in hindsight our bottom half of the table finishes were a fair reflection of our performances throughout the season. We struggled for consistency throughout and whilst we had our days, especially with the wins against Sandgate & Wests during the 2 day comp and Souths in the one day comp, we were competitive but hard pressed to put together complete performances with both bat and ball.

This consistency was hard to come by due to the impact of Covid. The constant ins and outs of playing personnel throughout the grades due to the rising case numbers meant that it became impossible to field a team with a predictable core. The upside being that a plethora of youth managed to take the opportunity to step up to important roles within the side, the downside being that there was a shortage of experience to help mentor and guide them through the critical learning experiences of the year.

In the first half of the season we were able to string together large totals, with two scores of 300 plus, and three of 200 plus. However we only managed to walk away with two wins, three draws and two losses, struggling to bowl sides out. The second half of the season saw our batting performances slide, costing us in the make or break games that caused us to fall out of finals contention with a few rounds remaining.

In the game against Norths a terrific bowling performance had them 7/58 but they turned it into 212, and we only managed a draw in a game we should have, and ultimately needed to win. We also had Wynnum on the ropes at 4/32 chasing our 201 before rain washed out the second day's play. We had a tight defeat in the one day comp against Wests, losing in the final over defending 150.

We also managed a thrilling 'great escape' draw against Redlands, after some creative thinking by old friend and substitute fielder Clinton Kempnich. He had our damp ball identified and changed, giving enough time for the umpires to see lightning in the distance, resulting in play being suspended with Redlands cruising and only 3 runs shy of our 318.

So far as highlights go, our performance of the season came against Sandgate in Round 2. Josh Gittins bowled all day to take a superb 7/97. In turn Beau Wright whacked 61 and Nate Harding scored an unbeaten ton (118*), which included a patient and match winning stand with Cam Willis (41) in a quality performance of maturity and concentration.

In Round 8 young Will Nickelson and Harry Carroll both led the way with 40s each to see us home chasing 200 against Souths. This was a great turnaround against a side who comprehensively beat us in the first round of the season.

In the final round some rear-guard action from the pair of Danny Malone (52*) and Miles Coates (49) both on 4th grade debut, saw us muster a total of 140 in an unscheduled 1 day game. The bowling unit, led by spin king duo of skipper Alex Balston and Cam Willis then proceeded to strangle Wests to a total of 100 and give us win number 3 for the season.

Outside of the wins there were also some good individual performances. Liam Petersen bowled a marathon 33 overs unchanged to take 4 wickets on a hot and difficult day against Redlands and deserved more. Bobby Donker got his season going against Wynnum in round 5 with a gritty 56, which included a fantastic BBQ of the skipper of which he's definitely still not salty about. Sam Healy hit UQ bowlers to all parts in a standout 55 in the round 7 defeat and Cam Willis bucked the batter only trend and turned them square to take 5/30 vs. Gold Coast in round 12.

Another highlight of the season was the Valley community coming together to support Riley Grace, Hayden Boyd and their families in the charity T10 under lights in November. A lot of boys who passed through the 4th grade ranks this year got a chance to rub shoulders with some of the higher ups and had a great night in front of a good crowd all for a wonderful charitable cause. This was a great initiative to be a part of.

Whilst ultimately not the success we had hoped for off the back half of 2020/21, 2021/22 should be the season of lessons learnt and introspection. Taking the experiences that we had and understanding the difference between where we were and where we needed to be and aiming at closing that gap in future. There is potential across all disciplines both in this side and at the club, however it will be the mindset and attitudes of the individual that will carry the day. I encourage the younger players in the team to keep on the path of persistence and knowledge, knowing that both aren't always linear outcomes in relation to performance. If we can manage to show more of the resilience and clarity we experienced in our better moments we will come along in leaps and bounds.

Big thanks must go to Alex Balston for stepping into the captaincy role after I succumbed to knee problems in round 11, showing that captaincy really is that easy. Thanks as well goes to the many who stepped up and into the side on short or late notice to play their part in a hectic season. Thanks as always to Brad Murphy for giving his time and energy into coaching, and to Matt Du Payne for his role as Chair of Selectors.

James Hicks

FOURTH GRADE TWO-DAY PREMIERSHIP STATISTICS

Team	Points
Northern Suburbs	109.55
Toombul	98.11
Redlands	97.15
University of Queensland	93.85
Gold Coast	89.54
Sandgate-Redcliffe	78.65
Valley	74.70
Wynnum-Manly	74.51
Western Suburbs	65.96
South Brisbane	63.34

Premiership:	7th
Matches played:	9: Won on 1st innings 2, Drawn 4, Lost 1st innings 3

FOURTH GRADE ONE-DAY COMPETITION STATISTICS

North/East Pool	Points	NRR
Northern Suburbs	18	0.611
Toombul	17	1.361
Redlands	11	0.040
Wynnum-Manly	6	-1.070
Sandgate-Redcliffe	2	-0.827

South/West Pool	Points	NRR
University of Queensland	17	1.678
Western Suburbs	12	0.115
South Brisbane	10	-0.738
Valley	8	-0.455
Gold Coast	6	-1.200

Premiership:	4th in South/West Pool
Matches played:	4: Won 1, Drawn 1, Lost 2

Fourth Grade Batting – All Matches

Player	Matches	Innings	Not Outs	Best Score	100s	50s	Runs	Average
JJ Hicks	8	9	1	52	0	1	181	22.63
BM Wright	7	6	0	64	0	1	146	24.33
HF Carroll	9	9	0	44	0	0	145	16.11
NC Harding	2	2	1	118*	1	0	145	145.00
KC Brown	7	6	1	47	0	0	144	28.80
CB Willis	9	7	1	41	0	0	116	19.33
LG Petersen	5	5	1	44	0	0	113	28.25
BRJA Donker	5	6	0	56	0	1	107	17.83
A Balston	8	6	1	45	0	0	103	20.60
WA Nickelson	6	5	0	45	0	0	98	19.60
JM Varatharajan	5	4	0	35	0	0	84	21.00
JW Durkin	3	3	0	36	0	0	73	24.33
S Jeh	6	6	1	33*	0	0	68	13.60
NW Bradford	5	3	0	49	0	0	61	20.33
SJ Healy	3	2	0	55	0	1	55	27.50
DJ Malone	1	1	1	52*	0	1	52	-
ME Coates	1	1	1	49*	0	0	49	-
OL Spence	2	2	0	27	0	0	48	24.00
GC Brown	1	1	0	36	0	0	36	36.00
CW Thomas	2	2	0	30	0	0	30	15.00
HR Frost	4	3	1	22	0	0	26	13.00
HR Bloomfield	2	2	1	15*	0	0	22	22.00

Fourth Grade Batting – All Matches (continued)

Player	Matches	Innings	Not Outs	Best Score	100s	50s	Runs	Average
CM Raisbeck	5	3	3	10*	0	0	21	-
PW Draheim	3	2	1	10	0	0	18	18.00
CA Vidler	3	2	1	15*	0	0	16	16.00
HW Leeson-Smith	2	2	0	8	0	0	14	7.00
DM Khan	1	1	0	13	0	0	13	13.00
JJ Gittins	3	2	1	11*	0	0	12	12.00
AWC Thompson	1	1	0	11	0	0	11	11.00
JR Whyte	1	1	0	8	0	0	8	8.00
MG Zipf	6	4	1	6*	0	0	7	2.33
CJ Lanagan	1	1	0	6	0	0	6	6.00
BE Sweeney	2	1	0	6	0	0	6	6.00
CD Corrigan	1	1	0	3	0	0	3	3.00
JL Irwin	4	3	0	2	0	0	3	1.00
DW Lewis	2	1	0	3	0	0	3	3.00
SA Read	1	1	0	1	0	0	1	1.00
KJ Coleman	2	1	0	0	0	0	0	0.00
RJ Harten	2	1	1	0*	0	0	0	-
LM Ward	1	1	0	0	0	0	0	0.00
MT Gant	1	0	0	0	0	0	0	-
TB Gibson	1	0	0	0	0	0	0	-
OS Gilchrist	1	0	0	0	0	0	0	-
SS Kabel	1	0	0	0	0	0	0	-
SP Loch	1	0	0	0	0	0	0	-
NJ Ryall	1	0	0	0	0	0	0	-
EC Venter	1	0	0	0	0	0	0	-
CR Willis	1	0	0	0	0	0	0	-

Fourth Grade Bowling – All Matches

Player	Overs	Maidens	Runs	Wickets	Average	Best	5 Wkts.
CB Willis	62.2	8	200	11	5-30	18.18	1
JJ Gittins	44	4	157	10	7-97	15.70	1
LG Petersen	62	12	200	10	4-114	20.00	0
CA Vidler	34.2	5	117	9	4-35	13.00	0
S Jeh	48	8	122	7	2-26	17.43	0
JJ Hicks	50.1	24	77	6	2-11	12.83	0
CM Raisbeck	47	12	141	5	3-62	28.20	0
MG Zipf	61	14	161	5	2-32	32.20	0
A Balston	26.3	7	91	4	3-5	22.75	0
KJ Coleman	27	10	64	4	3-27	16.00	0
PW Draheim	60	12	200	3	2-33	66.67	0
JL Irwin	32	8	110	3	3-28	36.67	0
RJ Harten	15	1	82	2	1-25	41.00	0
DW Lewis	8.5	1	30	2	1-12	15.00	0
KC Brown	23	2	112	1	1-38	112.00	0
ME Coates	5	1	13	1	1-13	13.00	0
SS Kabel	7.3	0	30	1	1-30	30.00	0
CJ Lanagan	8	2	10	1	1-10	10.00	0
HW Leeson-Smith	15	3	45	1	1-22	45.00	0
OL Spence	4	0	25	1	1-25	25.00	0
CW Thomas	16	4	66	1	1-66	66.00	0
EC Venter	16	5	50	1	1-50	50.00	0
HR Bloomfield	12	2	20	0	0-20	-	0
JM Varatharajan	10	0	62	0	0-18	-	0
MT Gant	8	0	28	0	0-28	-	0
TB Gibson	5	3	2	0	0-2	-	0
JW Durkin	3	0	24	0	0-24	-	0
LM Ward	2	0	9	0	0-9	-	0

FIFTH GRADE – The Roy Tanner Shield

Fifth Grade Captain's Report: Jim Johnston

2021/22 has proven to be a very challenging year for any cricket lover. Just as we started to get towards the back end of Covid-19 we ran head first into La Nina which played havoc for all concerned, washing out games left right and centre.

The year started off with a close loss to Souths and finished with a close loss to Wests. In between we managed to win a few but lost just as many along the way. Saxon Jeh led the way in game one with 80 not out off 199 deliveries. An innings that demonstrated real maturity, but just when he started to think that 5th Grade was easy, he managed to follow that innings with a couple of ducks! The cricket gods soon shone again and Saxon made his way up to 4's and was ultimately rewarded with games in 3rds and the Valley Under 19s. Enjoy the higher grades next year Saxon, we've played our last game together.

The team highlight for the year was an outright victory over Sandgate/Redcliffe in round two with Sam Loch taking a combined 8/42 off 27 overs across both innings. For a fellow who only recently took up spin bowling there was certainly a lot to like. Sam only played three games in 5's but still managed to take 12 wickets at 8.5, the most for the grade. Well done Sam.

Round 4 was away at Norths on their new fields, which are fantastic. Quite a few blokes got amongst the runs with a total of 8d/316, but the standouts were Josh Welsh with 94 and Sam Loch 46 not out. During the selection meeting earlier that week the word about Josh was that he was a seam up bowler who could bat a bit, so I batted him at 8. I was batting when he came to the crease and after facing two balls I said to the umpire, 'I think I've batted this kid too low'. Sure enough, I had! Josh and I put on 80 and after I got out he put on another 102 with Sam. The ecstasy of 8d/316 was followed the next Saturday by a Norths outfit that had no interest in winning a game of cricket. Our bowlers toiled hard all day with Norths reaching 7/123 off 90 overs.

On 20 Nov 21 we took on Wynnum at home in the first half of a two dayer. We didn't know at the time but that would be our second last day of cricket for the calendar year. Another rain affected match on 8 Jan was followed by a win the following week against Wests, with Matt Gant taking 5/16 off 8 and Dylan Hollins scaring the batters with 3/19 from his 7 overs.

We played each of the University sides over the following month with solid wins against both. Luke Ward was promoted to opener and didn't let anyone down. He made a very polished 70 which followed on from his 2/21 off 9 overs of leg spin. Outstanding effort for a 13 year old lad. Jack Irwin chipped in with 4/14 off 4. The following week we took on the other University side who were sitting on top of the table. A very solid bowling performance with even efforts all around saw us take the points at Mitchy High defending a small total. We had the luxury of having Paul Draheim in the side, who made batting very difficult for the students.

Whilst we didn't make finals we managed to finish in 5th position, just outside the top four which from a team perspective is an improvement on last year. Always searching for a positive!

On a personal level, I'd like to thank Jason Nowlan for his support during the year. Every Captain needs a good Lieutenant and I've certainly got one in Jason. Lastly, I'd also like to thank the Chairman of Selectors Matt DuPayne for his tireless efforts during a very challenging season.

Enjoy the off season and I hope you all return to Valleys next season.

Jim.

FIFTH GRADE TWO-DAY PREMIERSHIP STATISTICS

Team	Points
University of Queensland [2]	114.21
Toombul	105.87
Western Suburbs	102.94
South Brisbane	99.13
Valley	87.23
University of Queensland [1]	81.51
Northern Suburbs	79.15
Redlands	74.10
Wynnum-Manly	63.39
Sandgate-Redcliffe	60.41

Premiership:	5th
Matches played:	9: Won outright 1, Won on 1st innings 2, Drawn 2, Lost 1st innings 4

FIFTH GRADE ONE-DAY COMPETITION STATISTICS

North/East Pool	Points	NRR
Toombul	16	2.125
Wynnum-Manly	13	-0.168
Redlands	12	0.035
Sandgate-Redcliffe	8	-0.360
Northern Suburbs	6	-0.737

South/West Pool	Points	NRR
Western Suburbs	14	0.332
University of Queensland [1]	14	-0.076
University of Queensland [2]	11	0.768
Valley	11	-0.433
South Brisbane	8	-0.328

Premiership:	4th in South/West Pool
Matches played:	4: Won 1, Drawn 2, Lost 1

Fifth Grade Batting – All Matches

Player	Matches	Innings	Not Outs	Best Score	100s	50s	Runs	Average
JS Johnston	11	10	0	58	0	1	165	16.50
JS Nowlan	12	11	1	51	0	1	165	16.50
LM Ward	5	7	2	70	0	1	159	31.80
SA Read	8	9	0	52	0	1	144	16.00
KJ Coleman	7	8	2	30	0	0	143	23.83
DM Khan	4	5	0	53	0	1	142	28.40
JH Welsh	2	1	0	94	0	1	94	94.00
S Jeh	5	5	1	80*	0	1	89	22.25
SJ Healy	3	3	1	36	0	0	71	35.50
JL Irwin	4	4	1	26	0	0	68	22.67
HW Leeson-Smith	4	4	0	28	0	0	63	15.75
JW Durkin	2	3	0	54	0	1	61	20.33
HR Bloomfield	4	3	0	28	0	0	53	17.67
SP Loch	4	2	1	46*	0	0	46	46.00
DW Hollins	6	6	0	26	0	0	41	6.83
A Balston	1	2	1	39	0	0	40	40.00
JM Varatharajan	2	3	1	26*	0	0	40	20.00
ME Coates	2	3	1	17	0	0	38	19.00
HR Frost	3	3	0	25	0	0	33	11.00
OL Spence	4	3	0	15	0	0	30	10.00
DW Lewis	3	4	0	20	0	0	29	7.25
WA Nickelson	3	3	0	12	0	0	25	8.33
JJ Bennett	1	1	0	24	0	0	24	24.00

Fifth Grade Batting – All Matches (continued)

Player	Matches	Innings	Not Outs	Best Score	100s	50s	Runs	Average
AJ Brown	1	1	0	19	0	0	19	19.00
MT Gant	8	5	2	7	0	0	16	5.33
SP Lewis	5	4	1	7*	0	0	15	5.00
NW Bradford	3	3	1	12	0	0	14	7.00
HP Smalley	2	1	0	12	0	0	12	12.00
MP Du Payne	1	1	0	9	0	0	9	9.00
TR Hallion	1	1	1	8*	0	0	8	-
OS Gilchrist	1	1	0	6	0	0	6	6.00
CR Willis	2	2	1	5*	0	0	6	6.00
JS Draper	1	1	0	4	0	0	4	4.00
TJ Hoffman	1	1	0	4	0	0	4	4.00
MS Clark	1	1	0	2	0	0	2	2.00
RJ Harten	3	1	1	1*	0	0	1	-
RAJ Anderson	2	1	1	0*	0	0	0	-
HG Harris	2	0	0	0	0	0	0	-
BE Sweeney	2	2	0	0	0	0	0	0.00
BPC Ward	2	1	0	0	0	0	0	0.00
HF Carroll	1	0	0	0	0	0	0	-
PW Draheim	1	1	0	0	0	0	0	0.00
BA Ferguson	1	1	1	0*	0	0	0	-
TB Gibson	1	0	0	0	0	0	0	-
MPW Jeh	1	0	0	0	0	0	0	-
LG Petersen	1	0	0	0	0	0	0	-
CM Raisbeck	1	0	0	0	0	0	0	-

Fifth Grade Bowling – All Matches

Player	Overs	Maidens	Runs	Wickets	Average	Best	5 Wkts.
SP Loch	65.5	28	102	12	8.50	4-13	0
KJ Coleman	74	28	146	8	18.25	3-31	0
MT Gant	53.5	10	132	8	16.50	5-16	1
DW Hollins	31.2	7	79	8	9.88	3-19	0
JL Irwin	29.4	11	74	8	9.25	4-14	0
S Jeh	58.4	16	146	8	18.25	2-7	0
HR Bloomfield	53	22	105	5	21.00	2-22	0
LM Ward	22.3	5	57	5	11.40	2-19	0
RJ Harten	42	9	87	4	21.75	1-8	0
A Balston	15	4	22	3	7.33	3-18	0
AJ Brown	8	0	35	3	11.67	3-35	0
SP Lewis	39.2	12	121	3	40.33	2-23	0
CM Raisbeck	15	3	40	3	13.33	3-40	0
PW Draheim	22	5	56	2	28.00	2-56	0
HP Smalley	7	0	21	2	10.50	2-21	0
JM Varatharajan	3	0	11	2	5.50	2-11	0
TR Hallion	4	0	22	1	22.00	1-22	0
JS Johnston	7	0	52	1	52.00	1-29	0
HW Leeson-Smith	8	0	29	1	29.00	1-5	0
DW Lewis	2	0	7	1	7.00	1-7	0
SA Read	1	0	4	1	4.00	1-4	0
OL Spence	21	6	50	1	50.00	1-9	0
JH Welsh	17	12	27	1	27.00	1-9	0
TB Gibson	15	1	63	0	-	0-63	0
CR Willis	14	0	41	0	-	0-13	0
HG Harris	9	1	23	0	-	0-23	0
MPW Jeh	4.4	1	15	0	-	0-15	0
ME Coates	3	1	6	0	-	0-6	0
JW Durkin	3	0	18	0	-	0-18	0
BA Ferguson	3	2	8	0	-	0-8	0
MP Du Payne	2	0	16	0	-	0-16	0
BPC Ward	1	0	19	0	-	0-19	0

SIXTH GRADE (No. 1) – The WEP Harris Shield

Sixth Grade (No. 1) Captain's Report: Fergus Rees

Despite the 6(1) outfit being a totally different look this year with a new captain and a lot of new players, we continued approaching each game with the mindset we strive to enshrine in lower grade cricket at VDCC: respect for the game, each other, the umpires, and even the opposition. Every player who joined our ranks throughout this season carried on the tradition of playing with integrity and dedication to one another. Throughout this report, it will become blatantly obvious that this mindset is not just words on paper. I will first discuss our results and opportunities for growth and development as a team, then I would like to highlight some standout performances and thank the players who made this season possible, and even, as this is at the end of the day just a game, fun.

The campaign for 2021/22 did not go as well as we would have liked. We finished the two-day competition in 7th place and the one-day competition in 3rd for the South/West pool. I could easily say rain played a part in us missing out on contesting for the top 4 spots in the two-day competition, but it was, frankly, mostly due to missing opportunities to close out games in which we found ourselves in winning positions. Moments of brilliance with bat and ball were often marred by a lack of the experience and tenacity required to close out tight games. Opportunities to stand up when it mattered went begging, and I know personally that I can hold myself accountable for missing some of these opportunities. However, many lessons were learned this season by both me in my role as captain and by our up-and-coming players in what it takes to win games of grade cricket.

These lessons included finding ways to score when batting under pressure, having the bravery to hold your own and trust your skills when bowling to older, more experienced batters, and just fielding ugly on what can only be described as some fairly ugly fields. High pressure moments can make or break a game, and when the ladder is as close as it was by the end of this season, these moments can really come back to haunt you if they aren't appropriately handled. We will continue to learn and develop as a team into the future, and hopefully come out on top in these sorts of situations more often than not, as that is what great teams and great players do.

The constant support throughout the season from every player made each weekend a pleasure. Most notably though, Clinton Kempnich was a guiding hand in my first year as captain at VDCC, and who could fill the role of vice-captain better than the man who has played over 40 years of grade cricket for the club. It just wouldn't be 6th grade cricket without Clinton Kempnich's love for the game and passion for helping the younger players become their better selves, both on and off the field. Nearly 10 years ago, I played my first game of grade cricket in Clinton's team, and to have him now helping me captain the very same team is the greatest privilege for which I could ask.

Ever the quiet achiever, Clinton also snuck his way to 900 grade wickets without many people knowing about it. A revamped runup saw him reinvigorated and playing the role of container with the ball. Often working in tandem with Conor Rees, the pressure he was able to mount on batters was an invaluable asset to have as a captain. His contributions with the bat were also invaluable, as he would often frustrate the opposition with yet another not out and some very important late innings runs. Honestly, the man deserves an entire report to himself to do him proper justice, but I would like to take the opportunity to thank him sincerely on behalf of the team this year, and on behalf of every young player who has come up through the lower grades, for his tireless efforts and passion.

I do hope you continue playing for the club, but I also know you won't play forever (even though sometimes it seems like you will), so thank you for everything, George.

Another player who had a significant influence on my development as a captain was Brett Sweeney. Ever the team player, Brett would often find himself playing in whatever team needed filling between sub-districts and 4th grade. On the lucky weeks when he would be playing with us, Brett was a calming influence both in his role as an opener and in giving solicited advice on field placements and bowling rotations. His approachable personality and temperament fit into our side perfectly as every young player coming up the grades could talk to him and work with him to better themselves. Handy contributions across the season by making bowlers bowl at him in the two-day competition and bombing middle order bowlers in the one-day competition shows his versatility and usefulness as a player, and I look forward to many more games with him in the future if he's not poached up the grades.

Brendan Badenhorst, who plays every game with a terry towelling bucket hat on his head and a grin on his face, was another calming influence in the team. Filling the important all-rounder role, Brendan made significant contributions across the entire season. While it's easy to keep him quiet in the field, we couldn't keep him quiet with the ball. 17 wickets opening the bowling in what could be described as one of his worst seasons to date shows the talent that this man possesses. Middle order runs are also a premium in lower grade cricket, and his cleverly crafted 47 against Norths to salvage our total was his highlight innings. At only 26 years of age, Brendan is a veteran of lower grade cricket, and many of the younger cricketers can look to him as a role model for how they can go about playing their cricket: always smiling and enjoying the game.

Speaking of veterans, Stuart Rees was yet another operating in our 6(1) side. When he wasn't injured, he was filling the opening role as a specialist noodler. Despite having a relatively quiet season with the bat, his experience to help develop our younger players was invaluable. While there was a definite power dynamic which needed addressing, as he was no longer my father on the field, Stuart brings a level of decorum and class to cricket which is matched by none other. His management of umpires, hostile opposition, and grumpy teammates is unparalleled, making him an asset for any captain, let alone his own son. Stuart and I have played senior cricket together for 10 years now, and each year is more enjoyable than the last. I am looking forward to a few more if he's got it in the tank.

Conor Rees' skillset and ability to impact games in pressure moments was one of the main reasons we were able to be able to contest for the top 4 spots in the two-day competition and the top 2 spots in the one-day competition. Due to a shoulder reconstruction halfway through 2021, Conor was not able to bowl until after Christmas. This makes his 16 wickets at an average of 6.81 from just 47.4 overs nothing short of astounding. While Clinton was bowling maidens and mounting pressure from one end, Conor would tempt the batters to take him on with his crafty leg spinners. Not many batters came out on top from this exchange, with Conor taking a season and career best of 6-31 against UQ to clinch a narrow victory and keep our finals hopes alive. Handy late order runs and clinical fielding makes Conor an incredibly valuable player, one whom I love playing with and hope to do so for a long time to come.

However, as this is lower grade cricket, the team cannot be full of veterans, as this would defeat the entire purpose. Along with many other young cricketers who earned their debuts in grade cricket this year, Ted Challenor and Jude Seton played significant roles in the success of our season. After having coached Ted's junior club side 3 years ago, it was an exciting opportunity to be able to play with him and help him further develop his abilities, of which he has plenty. Ted took a very impressive 20 wickets across the season, with a best of 4-20 against Sandgate at Fortress Mitchie. While Ted is a fantastic young bowler who I am sure will be a foundation player at the club for a long time, his unwaveringly positive attitude and willingness to compete in pressure moments says all you need to know about this young man. Bowling to people with years of experience on their side, Ted was able to hold his nerve and back his abilities. His charismatic personality made every Saturday a treat, and I look forward to seeing him progress in the future.

Jude Seton was another young debutant who had an extremely positive impact on the team. After starting the season in 6(2), a quick trade saw him end up in 6(1), batting at number 5. With a very correct technique, a temperament suited for batting long innings, and the power and timing required to punish bad bowling, Jude's skillset will put him in good stead for many runs in the future. He consistently made valuable contributions across the season, with a season best of 47 against UQ. However, with a severe keeper shortage in the lower grades at the club, Jude also put his hand up to keep for us. Unfortunately, this cut his season short, as he suffered a season-ending finger injury, a massive blow to our side. However, in his time in 6(1), Jude's willingness to learn and improve saw his game develop immensely across 11 matches. He became more confident in his stroke playing and ability to lead partnerships with the batters behind him. Jude is an absolute pleasure to play with and captain, and I am looking forward to seeing how his cricketing skills develop even further.

In what was quite possibly the find of the season for the club, Harry Hunter made his grade debut this year in our 6(1) side. Well and truly earning his place in the side, Harry slotted seamlessly into the number 4 position and made it his own, scoring 153 runs across 7 innings at an average of 30.6. His high score of 68* came against our sister 6(2) side, catapulting us to a commanding first innings position which resulted in us being able to control the rest of the rain-affected match. Harry is also a handy leg spin bowler and an intimidating fielder given his speed across the ground and ability to catch and throw with accuracy. However, what is most impressive about Harry as a cricketer and a person is his willingness to help others. On countless occasions at the back end of the season when we needed to be playing to have a chance at the top 4, Harry was consistently at the ground several hours in advance, working on the field and giving it his best to allow for play in an incredibly wet period. His genius idea of scooping water out of a wet patch with empty Gatorade bottles at 7th Brigade Park was the only reason we were able to play that day. Harry is a natural leader and will undoubtedly play an important role at the club for many years to come.

Brodie Hollins, despite not being a grade debutant this year, was another young player who filled an important role in the make-up of this side. Batting at 6 and opening the bowling, Brodie has a skillset which will put him in good stead for the future. Season bests of 31 and 2-23 do not fully reflect the talent this young man possesses. He can punish bowlers with impudence and frequently makes opening batters look silly. Best of all though, Brodie is a lovely person who is all about the team. After breaking down and not being able to bowl at the back end of the season, Brodie put his hand up to fill our vacant keeping position. Turns out, despite his height, Brodie is also a very talented keeper who may have to make the difficult choice between opening the bowling or keeping next season. I very much look forward to seeing how he chooses to go about his cricket in the future, as he seriously has the ability to fill any role in any team.

When the self-appointed weatherman Tom Magee was not getting his weather predictions wrong, he was cleverly deceiving opposition batters with his left arm orthodox. Tom played in a winning 6(1) side a few years ago, and to have him back with us was a treat. He only played 5 matches at the back end of the season, but he managed to take 7 wickets at an average of 11.29 with a best of 3-12. His contributions with the ball, however, pale in comparison to his contributions in getting the fields dry. As he was playing in the wettest part of the season, Tom was consistently volunteering to work the super soppers. He would often be one of the first to arrive to help fix the field and would often be the last to stop. Tom's team-oriented work ethic is second to none, as many Friday night net batters would appreciate. He will continue to be a foundation player in lower grade cricket in the future and I just hope he will keep playing in my team, whether I am captain or not.

Beyond these names, there were many others who contributed across the course of our season who were then pulled up the grades, including Scott Read (best of 73), Hugh Leeson-Smith (best of 71 and 3-17), Sam Healy (best of 1-3), Chris Raisbeck (best of 48 and 6 wickets).

There were also numerous school-age players who were unable to play the entire season, but who made a positive impact in their short time in the side, including Max Clark, Tom Hoffman, Ollie Spence, Harry Marshall, and Harry Frost. Given the overwhelming number of players coming through 6(1) this season, the rest shall remain nameless, but I thank them nonetheless for their time in the side and congratulate them on their grade cricket debuts.

A game that takes up every Saturday for 5 months straight can very quickly begin to feel like a chore and even a punishment when it's being played with people whose company you do not enjoy, but showing up each weekend and leading this group of people was an absolute honour and a privilege. Thank you to each and every one of you for making the 2021/22 season as enjoyable as it was, and a massive thankyou to Matt du Payne for his patience and dedication in what was a very difficult season for selections.

Fergus Rees.

SIXTH GRADE (No. 1) TWO-DAY PREMIERSHIP STATISTICS

Team	Points
Toombul	123.34
Western Suburbs	107.23
Redlands	104.29
South Brisbane	96.97
University of Queensland	96.89
Northern Suburbs	91.90
Valley (1)	85.63
Sandgate-Redcliffe	61.00
Valley (2)	60.04
Wynnum-Manly	59.83

Premiership:	7th
Matches played:	9: Won 1st innings 3, Drawn 3, Lost 3.

SIXTH GRADE (No. 1) ONE-DAY COMPETITION STATISTICS

North/East Pool	Points	NRR
Wynnum-Manly	18	1.150
Northern Suburbs	14	0.911
Redlands	11	-0.004
Toombul	10	-0.255
Sandgate-Redcliffe	2	-1.259

South/West Pool	Points	NRR
University of Queensland	17	0.927
South Brisbane	16	0.326
Valley (1)	9	0.384
Western Suburbs	8	-1.233
Valley (2)	6	-1.063

Premiership:	3rd in South/West Pool
Matches played:	4: Won 1, Drawn 1, Lost 2.

Sixth Grade (No. 1) Batting – All Matches

Player	Matches	Innings	Not Outs	Best Score	100s	50s	Runs	Average
FL Rees	12	13	3	73*	0	1	222	22.20
HK Hunter	7	7	2	68*	0	1	153	30.60
JG Seton	7	8	1	47	0	0	151	21.57
SA Read	5	5	0	73	0	1	145	29.00
HW Leeson-Smith	4	2	0	71	0	1	83	41.50
BJ Hollins	9	8	0	31	0	0	82	10.25
CIF Rees	10	9	1	34*	0	0	77	9.63
B Badenhorst	12	9	0	47	0	0	74	8.22
SA Rees	7	6	1	23	0	0	69	13.80
CM Raisbeck	3	3	0	48	0	0	68	22.67
HR Frost	2	2	1	47	0	0	54	54.00
TJ Challenor	12	9	5	9*	0	0	52	13.00
MS Clark	4	5	0	33	0	0	51	10.20
TJ Hoffman	4	4	0	22	0	0	42	10.50
BE Sweeney	6	3	0	21	0	0	42	14.00
SJ Healy	2	3	0	29	0	0	36	12.00
OL Spence	4	2	0	28	0	0	35	17.50
TC Wex	1	1	0	24	0	0	24	24.00
CF Kempnich	11	7	6	9*	0	0	21	21.00
TP Magee	5	5	1	11	0	0	15	3.75
HT Marshall	3	1	0	12	0	0	12	12.00
TR Hallion	1	1	0	11	0	0	11	11.00
DJ Cope	2	1	0	8	0	0	8	8.00
RH Johnston	1	1	0	7	0	0	7	7.00
TA Small	1	1	0	7	0	0	7	7.00
JI Collins	1	1	0	3	0	0	3	3.00
CR Willis	1	1	0	2	0	0	2	2.00
JJ Bennett	2	1	0	0	0	0	0	0.00
CM Skinner	2	1	0	0	0	0	0	0.00
BJ Boyd	2	0	0	0	0	0	0	-
MM Hughes	2	0	0	0	0	0	0	-
R Vengateri	1	1	0	0	0	0	0	0.00
JAC Ikin	1	0	0	0	0	0	0	-
YN Perera	1	0	0	0	0	0	0	-
JT Wedmaier	1	0	0	0	0	0	0	-

Sixth Grade (No. 1) Bowling – All Matches

Player	Overs	Maidens	Runs	Wickets	Average	Best	5 Wkts.
B Badenhorst	113	21	363	17	21.35	4-54	0
CIF Rees	47.4	14	109	16	6.81	6-31	1
TJ Challenor	94.3	21	293	13	22.54	4-20	0
CF Kempnich	127.1	43	216	12	18.00	4-32	0
HW Leeson-Smith	56	17	128	9	14.22	3-17	0
TP Magee	24.5	2	79	7	11.29	3-12	0
BJ Hollins	44	11	109	6	18.17	2-23	0
CM Raisbeck	46	9	149	6	24.83	3-65	0
BJ Boyd	16	5	32	3	10.67	2-10	0
HK Hunter	23	2	67	3	22.33	2-9	0
HR Frost	14	3	28	2	14.00	2-28	0
TR Hallion	9.1	1	17	2	8.50	2-10	0
MS Clark	6	1	25	1	25.00	1-25	0
SJ Healy	1	0	3	1	3.00	1-3	0
TJ Hoffman	12	1	45	1	45.00	1-38	0
JAC Ikin	8	0	35	1	35.00	1-35	0
YN Perera	8	0	30	1	30.00	1-30	0
FL Rees	15.3	1	48	1	48.00	1-19	0
DJ Cope	2	0	15	0	-	0-15	0
MM Hughes	8	1	31	0	-	0-31	0

SIXTH GRADE (No. 2) – The WEP Harris Shield

Sixth Grade (No. 2) Captain's Report: Derek Heilbronn

The 2021/22 season was certainly a season of unknowns. At the start we had a significant number of players who had no idea of who each other were and we were regularly introducing ourselves to new (and some familiar) players throughout the course of the season. Having said that, the season was one of great opportunity for the multitude of younger players that donned the Valley cap.

As always, 6th Grade is seen as a breeding ground for players to develop their skills, in a slightly more social setting, before they begin the journey through the grades and the greater expectation on performance. The main goal I tried to instil in the younger players was that, even though cricket can be tough and there were expectations, at the end of the day it is just a game and you should not define yourself by the number of runs scored or wickets taken.

Being a 6th Grade side you occasionally are afforded the luxury of playing on the better grounds clubs have to offer. We were lucky enough to play at Sandgate, Souths, Norths, and Wynnum's home ground and some at Valley 3, but a portion of the season was played at sub-standard grounds like Mitchelton High School. Whilst this ground is a good opportunity for younger players to learn the finer arts of batting and bowling, the fact that this wicket was barely prepared, or outfield mowed, for any of our games there, make a less than enjoyable experience for all. Surely an arrangement can be made between Mitchelton High School and the club to provide a far better venue for anyone who plays there.

We started the season strongly with a good win against Sandgate. Seriously, how does anyone get out to their spinner so often. But, we were brought back to earth in Round 2 against eventual premiers Redlands (certain their young quick was on the sniffy dust) and this would be where we would be throughout the year. Our team comprised a few older heads like Rob Bailey, Danny Malone, Matt Sheather, Brett Sweeney, and later Sheldon Stackpoole, Matt Cooke and Craig Willis. However, a spate of old man injuries to Rob, Danny, and Matt ensured that for quite a few games our team was of a very young age. We had 21 players between the age of 13 – 17 throughout the year.

Luke Ward at the age of 13, showed that he was certainly talented enough to play grade cricket, although he has to remember who he's batting with and their lack of any sort of fitness. I'm sure he found that easier to navigate when he was taken up the grades. This young man has bright future and I really look forward to watching his progression over the coming years. Other juniors to filter through were promising keeper/batsman Jayden Draper and off spinners Ben Ferguson and Sam Lewis. Unfortunately, due to school cricket we didn't get to see enough of these boys.

Two players I want to give special mention to are Henry Harris and Finn Roantree. Henry showed what talent he has as a leg spinner throughout the year and his dedication to perfecting his craft is a lesson to a lot of other young spinners of the work you need to do to improve. At only 15, Henry showed the improvement he made throughout the season after a nervous first couple of games, to finish as our top wicket taker with 15 across both two day and one day cricket. Henry definitely deserves a shot up the grades next season and I hope he can get the care and nurturing he needs to help him succeed. Finn, who like Henry, started the season slowly, but showed in the last few games what a good bowler he can be. He finished with 13 wickets for the year, with 8 of those coming in the last 3 games. He just needs to stay patient and believe in himself and I think he can become a very useful bowler in the higher grades.

I would to thank Danny Malone, Rob Bailey, and Matt Sheather for all of your help throughout the year. Although it would've been handy if you knew you couldn't declare behind the follow on. Rob I've never spent time around someone who can talk so much, but your passion for the club and game in general, both male and female, is second to none and to be commended. We were lucky enough to also have Sheldon Stackpoole from the middle of the season and his contributions to our batting were much needed and valuable.

It was a pleasure to have Craig Willis in the side for the last couple of rounds to add to the experience, before being taken to 5th Grade! He also got the opportunity to play alongside his son Harrison who made his debut against Souths, and handled himself extremely well. Congratulations on getting the C3 side into the final.

To everyone who came through 6(2)'s this year, thank you for all of your efforts and I hope to see you all back next season.

I hope next year we can be brave enough as a club to take a punt on some younger guys that come through 6th Grade, and help nurture them in the higher grades instead of drafting in players from else where just so we can win games of cricket.

I understand that at times due to availability that this has to happen, but on a few occasions, players were overlooked for outsiders. If that continues then we will lose players that have been Valleys juniors to other clubs. Why benefit other clubs with our talent.

Derek

SIXTH GRADE (No. 2) TWO-DAY PREMIERSHIP STATISTICS

Team	Points
Toombul	123.34
Western Suburbs	107.23
Redlands	104.29
South Brisbane	96.97
University of Queensland	96.89
Northern Suburbs	91.90
Valley (1)	85.63
Sandgate-Redcliffe	61.00
Valley (2)	60.04
Wynnum-Manly	59.83

Premiership:	9th
Matches played:	11: Won 1st innings 2, Drawn 1, Lost 1st innings 6.

SIXTH GRADE (No. 2) ONE-DAY COMPETITION STATISTICS

North/East Pool	Points	NRR
Wynnum-Manly	18	1.150
Northern Suburbs	14	0.911
Redlands	11	-0.004
Toombul	10	-0.255
Sandgate-Redcliffe	2	-1.259

South/West Pool	Points	NRR
University of Queensland	17	0.927
South Brisbane	16	0.326
Valley (1)	9	0.384
Western Suburbs	8	-1.233
Valley (2)	6	-1.063

Premiership:	5th in South/West Pool
Matches played:	4: Drawn 2, Lost 2.

Sixth Grade (No. 2) Batting – All Matches

Player	Matches	Innings	Not Outs	Best Score	100s	50s	Runs	Average
RJ Bailey	7	9	0	40	0	0	160	17.78
SJ Stackpoole	7	9	2	46	0	0	152	21.71
DP Heilbronn	10	13	3	39	0	0	150	15.00
DJ Malone	8	8	0	62	0	1	135	16.88
LM Ward	6	8	1	40	0	0	116	16.57
JL Irwin	4	6	0	48	0	0	110	18.33
JS Draper	6	6	1	48	0	0	108	21.60
MJ Sheather	7	10	1	31	0	0	99	11.00
MR Hrstich	6	9	0	42	0	0	96	10.67
ME Coates	2	2	1	78*	0	1	81	81.00
JJ Bennett	5	5	0	39	0	0	69	13.80
DW Hollins	5	5	2	26	0	0	40	13.33
BE Sweeney	2	2	0	21	0	0	35	17.50
BA Ferguson	5	6	2	12	0	0	30	7.50
KJ Coleman	1	1	0	28	0	0	28	28.00
MJ Malone	1	1	1	23*	0	0	23	-
JG Seton	1	2	0	20	0	0	22	11.00
JH Welsh	2	3	0	9	0	0	15	5.00
HG Harris	10	8	3	6*	0	0	11	2.20
CR Willis	2	3	1	6	0	0	9	4.50

Sixth Grade (No. 2) Batting – All Matches (continued)

Player	Matches	Innings	Not Outs	Best Score	100s	50s	Runs	Average
HE Jones	2	2	0	8	0	0	8	4.00
FT Roantree	9	7	2	4	0	0	8	1.60
JT Wedmaier	2	2	0	7	0	0	7	3.50
MD Cook	4	5	0	2	0	0	3	0.60
HT Marshall	1	1	0	3	0	0	3	3.00
CR Plackett	1	1	1	3*	0	0	3	-
TL Davies	1	1	0	2	0	0	2	2.00
MT Gant	1	1	0	2	0	0	2	2.00
TA Small	1	1	1	2*	0	0	2	-
HP Smalley	3	3	1	1*	0	0	2	1.00
RA Dendle	1	2	0	0	0	0	0	0.00
SP Lewis	2	1	0	0	0	0	0	0.00
LH Bryan	1	1	0	0	0	0	0	0.00
ED Raj	1	1	0	0	0	0	0	0.00
JR Whitten	1	1	0	0	0	0	0	0.00
HR Willis	3	0	0	0	0	0	0	-
TR Hallion	1	0	0	0	0	0	0	-

Sixth Grade (No. 2) Bowling – All Matches

Player	Overs	Maidens	Runs	Wickets	Average	Best	5 Wkts.
HG Harris	95.5	8	385	15	25.67	3-59	0
FT Roantree	72	15	273	13	21.00	3-7	0
BA Ferguson	34.2	9	68	8	8.50	4-34	0
DW Hollins	31.5	3	136	8	17.00	3-40	0
JL Irwin	31.4	9	73	8	9.13	5-42	1
SP Lewis	28	7	100	4	25.00	2-43	0
RJ Bailey	28	4	111	3	37.00	2-26	0
MD Cook	10.5	2	66	3	22.00	2-66	0
TR Hallion	12	3	22	3	7.33	3-22	0
DP Heilbronn	23.5	4	55	3	18.33	1-2	0
JH Welsh	14	1	71	3	23.67	2-44	0
HR Willis	28	4	94	3	31.33	2-19	0
KJ Coleman	9	2	21	2	10.50	2-21	0
RA Dendle	10	1	46	2	23.00	2-46	0
HE Jones	12	0	66	2	33.00	1-9	0
BE Sweeney	8	1	24	2	12.00	2-24	0
MR Hrstich	7	0	39	1	39.00	1-5	0
LM Ward	9	1	46	1	46.00	1-23	0
CR Willis	10	3	27	1	27.00	1-15	0
HP Smalley	17	4	70	0	-	0-3	0
CR Plackett	12	3	39	0	-	0-39	0
ME Coates	9	2	33	0	-	0-33	0
LH Bryan	6	2	11	0	-	0-11	0
MT Gant	6	1	13	0	-	0-13	0
MJ Malone	4	0	45	0	-	0-45	0
JJ Bennett	2	0	13	0	-	0-13	0
TL Davies	2	1	15	0	-	0-15	0
MJ Sheather	1	0	8	0	-	0-8	0

C1 SUB DISTRICTS COMPETITION

Team	Points
Brookfield United	100.74
Moggill	100.44
West Brisbane	73.03
Bracken Ridge	61.88
Valley	59.17
Ashgrove	56.81
South Brisbane	47.84
Stafford District	36.20

Premiership:	5th
Matches played:	14: Won 1st innings 4, Drawn 3, Lost 1st innings 7

C1 Sub Districts Report: Steve Gode

Well, another season and another 5th place finish and just like last year no hard luck stories to share, just not quite good enough to take our opportunities as and when they presented themselves.

As we know matches are won in moments and though we were up and competing in 13 of the 14 games played, we failed to grasp that moment, be it that tough chance, that one loose ball at the end of the over or converting that start into a score. These are the moments that take you from a competitive team to a winning one.

These are the tough lessons we learn here so that as our young players progress through the grades they become better cricketers.

With the batting we scored just three 50's for the year. Two of which came in the same match, so there is plenty of room for improvement here. Likewise, we had just one 5 wicket haul so it's plain to see we did lack a cutting edge both sides of the ball this season.

Whilst this appears to paint a sombre picture, I can report it is anything but the case.

Of the 8 teams Valley scored the 3rd highest number of runs, took the 3rd highest number of wickets and the 3rd highest number of bonus points but just didn't win the moments.

This year C1 Subbies provided great depth of playing talent into the grades, with several of our players not only making grade debuts but proving themselves more than capable. I have no doubt those lads will start the next year in grade and go on to long productive careers with this great club.

We played a total of 35 players this year and welcomed some wonderful juniors into our ranks. As well, some revered veterans also played an important role in our squad. This blend of youth and experience (old age) created an ideal learning environment for our younger players which will only hold them in good stead going forward.

As captain it was again an honour for me to lead out the royal blue this season and to introduce the young brigade to how I believe Valley cricket should be played. I cannot thank the old stagers enough for supporting my vision and for the mums, dads and grandparents who again proved such a loyal supporter base and would think nothing of helping with scoring, markers, covers and warmups.

As I am looking at the list of players who played for us this year, I am so proud of these young and old men and I'm grateful for being able to spend my Saturdays with each and every one of them. I see such a bright future ahead for the club with this cohort of players.

Lastly a thanks to George, Walts, Mitch, Craigy and my elderly brothers for working tirelessly to ensure we can put 11 onto the pitch every game this season. I know we all battled with numbers, so without your kind support we could not have fielded the teams we did.

Again, thanks you to my wonderful players for their support this year and look forward to following your successes into the future.

Godes

C1 Sub Districts Batting

Player	Matches	Innings	Not Outs	Best Score	100s	50s	Runs	Average
JO Mann	11	10	2	52	0	1	191	23.88
SJ Stackpoole	8	9	2	34	0	0	142	20.29
DJ Childs	9	9	1	64	0	1	111	13.88
JJ Bennett	5	5	0	33	0	0	105	21.00
JAC Ikin	8	9	1	62	0	1	100	12.50
LH Bryan	4	6	3	27	0	0	88	29.33
BA Ferguson	4	5	0	37	0	0	81	16.20
BJ Hollins	5	5	0	32	0	0	70	14.00
BL Crawford	12	11	0	12	0	0	67	6.09
DP Gunatilake	3	4	0	36	0	0	60	15.00
MG Horswill	7	5	0	33	0	0	54	10.80
TC Wex	2	3	1	28	0	0	53	26.50
M Van Vugt	3	1	0	48	0	0	48	48.00
JGF Horswill	4	3	1	28*	0	0	40	20.00
SJ Gode	13	9	5	25*	0	0	39	9.75
MD Cook	3	4	1	20*	0	0	33	11.00
DM Khan	1	1	0	30	0	0	30	30.00
HP Smalley	3	3	0	17	0	0	30	10.00
HL Gulliver	3	3	2	14*	0	0	24	24.00
TL Davies	5	5	0	13	0	0	23	4.60
WR Hamburger	1	1	0	20	0	0	20	20.00
SA Read	1	1	0	20	0	0	20	20.00
JG Seton	1	1	0	19	0	0	19	19.00
HT Marshall	1	2	0	8	0	0	16	8.00
TA Small	2	2	1	14*	0	0	15	15.00
AA Meincke	6	4	1	4	0	0	10	3.33
ED Raj	1	1	1	8*	0	0	8	-
MD Banvill	4	2	0	6	0	0	7	3.50
H Burke	1	1	0	7	0	0	7	7.00
RA Dendle	3	4	1	4	0	0	7	2.33
HJ Swanepoel	1	1	0	7	0	0	7	7.00
MJ Malone	1	1	1	5*	0	0	5	-
JS Sorby	3	3	1	2*	0	0	5	2.50
CD Atchison	1	1	0	1	0	0	1	1.00
BT Wilson	1	1	0	1	0	0	1	1.00
LL Colen	1	0	0	0	0	0	0	-
LT Cox	2	0	0	0	0	0	0	-
DW Hollins	1	0	0	0	0	0	0	-
MM Hughes	1	0	0	0	0	0	0	-
HE Jones	1	0	0	0	0	0	0	-
HW Leeson-Smith	1	0	0	0	0	0	0	-
J Malone	1	0	0	0	0	0	0	-
J McMillan	1	0	0	0	0	0	0	-
BE Sweeney	1	0	0	0	0	0	0	-

C1 Sub Districts Bowling

Player	Overs	Maidens	Runs	Wickets	Average	Best	5 Wkts.
SJ Gode	105.1	17	310	20	15.50	3-11	0
JAC Ikin	59	10	183	14	13.07	5-14	1
BA Ferguson	26	4	64	9	7.11	3-13	0
BJ Hollins	33	6	113	9	12.56	3-24	0
MD Banvill	30	7	96	8	12.00	3-9	0
DJ Childs	28	9	74	8	9.25	3-21	0
TL Davies	42	8	106	8	13.25	4-13	0
HL Gulliver	26	5	55	7	7.86	3-13	0
RA Dendle	21.2	2	99	5	19.80	4-41	0
HP Smalley	18	2	76	5	15.20	3-39	0
LH Bryan	24.1	2	109	4	27.25	2-10	0
JS Sorby	17.5	2	55	4	13.75	4-16	0
LL Colen	0	0	29	3	9.67	3-29	0
MM Hughes	10	3	7	3	2.33	3-7	0
CD Atchison	5	0	21	2	10.50	2-21	0
DW Hollins	6	1	17	2	8.50	2-17	0
HE Jones	5	0	19	2	9.50	2-19	0
JO Mann	20.1	4	61	2	30.50	1-4	0
MD Cook	4	1	13	1	13.00	1-13	0
HW Leeson-Smith	0.5	0	4	1	4.00	1-4	0
MJ Malone	3	0	30	1	30.00	1-30	0
M Van Vugt	5	1	13	1	13.00	1-13	0
H Burke	1.1	0	5	0	-	0-5	0
DP Gunatilake	7	1	15	0	-	0-6	0
BE Sweeney	7	3	29	0	-	0-29	0
ED Raj	5	1	34	0	-	0-34	0
JGF Horswill	3	0	19	0	-	0-19	0
J McMillan	2	0	15	0	-	0-15	0



Andrew Gode giving it some in First Grade.
He might not be the correct Gode for this report, but it's too good a photograph not to make it in.

C3 SUB DISTRICTS COMPETITION

Team	Points
Kenmore	92.32
Valley	74.48
Taringa Rovers	73.12
Logan City	50.10
Redland Sharks	48.68
Cleveland Thornlands	43.58

Premiership:	2nd. Lost in Grand Final
Matches played:	14: Won Outright 2, Won 1st innings 4, Drawn 5, Lost 1st innings 3

C3 Sub Districts Captain's Report: Craig Willis

Congratulations to the C3 Subbies side for making this year's grand final. It was a great effort from all 35 players that contributed this season. Without those players we would not have made it (or even on some occasions filled a side).

A big thank you must also go out to the parents of the juniors (22 players) that played in the side, for getting them to the games and even playing when needed. Special thanks for Mark Small for being our scorer for every match that Thomas played in, as well as standing in when there was no-one else!

For the stalwarts of the team: Thomas Small, Hendrik Swanepoel, Riley Gittens, Mason Malone, Rohan Vengateri and Harrison Willis - thanks for the effort each week and helping with the all the other stuff that needs to be done before, during and after the game (e.g. covers, stumps, boundary markers, umpiring, as well as scoring).

There were some standout batting performances from Thomas Small (surviving 170 balls to give us a chance in the grand final), Harry Hunter (106 balls to keep an outright at bay) and some lusty hitting from Hayden Jones and Lucas Bryant.

Where we really stood out was in the bowling department, with Itin Bhardwaj getting 5-27 off 22, C Willis 5-10 off 7, Hayden Jones 5-13 off 10, Brett Sweeney 5-20 off 6 keeping most teams to small totals. They were well supported by Harrison Willis, Riley Gittens, Henry Mercer, Henry Harris and Mason Malone to name a just few of the other bowlers in C3.

What was most enjoyable about this season was the team spirit and the way that all the games were played.

Everyone throughout the season pitched in to win a game no matter whether it was a catch, a wicket or just some runs. And along with watching the development of our juniors as they tasted the waters of senior cricket, that is what makes a season enjoyable,

Thanks for a great season and making finals!

Captain cranky (only on occasion) - Craig



Brett Sweeney receives the Player of the C3 Final trophy from Peter Easton.

C3 SUB DISTRICTS PREMIERSHIP STATISTICS

C3 Sub Districts Batting

Player	Matches	Innings	Not Outs	Best Score	100s	50s	Runs	Average
CR Willis	9	12	1	92	0	2	261	23.73
TA Small	12	14	2	48	0	0	245	20.42
HK Hunter	7	10	0	43	0	0	155	15.50
HJ Swanepoel	12	14	3	29*	0	0	125	11.36
MJ Malone	11	12	1	41	0	0	110	10.00
DJ Malone	3	5	0	29	0	0	99	19.80
MJ Sheather	1	1	1	95*	0	1	95	-
R Vengateri	10	9	3	24	0	0	80	13.33
HE Jones	7	8	5	28	0	0	73	24.33
BE Sweeney	3	6	2	22	0	0	63	15.75
RD Gittins	10	9	1	25*	0	0	54	6.75
TP Hill	5	4	0	39	0	0	53	13.25
HR Willis	9	8	0	18	0	0	42	5.25
YN Perera	4	4	1	22	0	0	41	13.67
LH Bryan	2	1	1	32*	0	0	32	-
JI Collins	2	2	1	17	0	0	28	28.00
BA Ferguson	1	1	0	22	0	0	22	22.00
TC Wex	1	1	0	17	0	0	17	17.00
DJ Cope	1	2	0	8	0	0	15	7.50
JA Brandon	2	2	0	7	0	0	14	7.00
HT Marshall	2	2	0	9	0	0	13	6.50
IK Bhardwaj	6	7	1	6*	0	0	12	2.00
JR Kerr	3	3	1	10	0	0	10	5.00
H Mercer	4	2	1	6*	0	0	10	10.00
TR Hallion	1	1	1	9*	0	0	9	-
CD Atchison	8	4	2	4	0	0	8	4.00
MS Clark	1	2	0	5	0	0	8	4.00
HG Harris	2	1	0	7	0	0	7	7.00
S Garg	3	2	0	2	0	0	3	1.50
FT Roantree	1	2	0	3	0	0	3	1.50
RGS Cochrane	1	2	0	1	0	0	2	1.00
JT Wedmaier	2	3	0	2	0	0	2	0.67
JS Sorby	3	1	1	0*	0	0	0	-
ED Raj	1	1	0	0	0	0	0	0.00
WE Tozer	1	1	0	0	0	0	0	0.00
LT Cox	1	0	0	0	0	0	0	-
TL Davies	1	0	0	0	0	0	0	-
SI Gittins	1	0	0	0	0	0	0	-
JAC Ikin	1	0	0	0	0	0	0	-
MA Small	1	0	0	0	0	0	0	-
JR Whitten	1	0	0	0	0	0	0	-

C3 Sub Districts Bowling

Player	Overs	Maidens	Runs	Wickets	Average	Best	5 Wkts.
IK Bhardwaj	81.2	25	155	18	8.61	5-27	1
CR Willis	64	28	93	15	6.20	5-10	1
HE Jones	54	19	130	13	10.00	4-2	0
HR Willis	74.2	8	251	13	19.31	3-18	0
RD Gittins	77	15	207	11	18.82	2-11	0
BE Sweeney	20.1	1	48	10	4.80	5-20	1
FT Roantree	15.1	9	10	6	1.67	3-2	0
H Mercer	35	4	105	4	26.25	2-17	0
HG Harris	14	1	41	3	13.67	3-22	0
JS Sorby	13	4	81	3	27.00	3-14	0
LH Bryan	9.3	4	18	2	9.00	2-18	0
DJ Cope	4	1	9	2	4.50	2-9	0
LT Cox	7	1	47	2	23.50	2-47	0
BA Ferguson	16	3	47	2	23.50	2-32	0
SJ Gittins	9	3	20	2	10.00	2-20	0
TR Hallion	7	1	24	2	12.00	2-24	0
HK Hunter	16	3	44	2	22.00	1-6	0
JAC Ikin	7	0	20	2	10.00	2-20	0
MJ Malone	13	1	50	2	25.00	1-10	0
R Vengateri	23	5	93	2	46.50	2-18	0
CD Atchison	14	0	77	1	77.00	1-9	0
JA Brandon	3	1	10	1	10.00	1-10	0
TL Davies	7	0	48	1	48.00	1-48	0
TP Hill	4	0	29	1	29.00	1-23	0
WE Tozer	6	0	18	1	18.00	1-18	0
S Garg	0.4	0	6	0	-	0-6	0
YN Perera	9	4	44	0	-	0-2	0
JR Kerr	3	1	15	0	-	0-15	0
ED Raj	3	0	12	0	-	0-12	0
DJ Malone	1	0	6	0	-	0-6	0
TA Small	1	0	6	0	-	0-6	0
HT Marshall	0	0	13	0	-	0-13	0

SUB-DISTRICTS - 50 OVER COMPETITION (Mel Lowings Cup)

Team	Points	NRR
WPC - Royal Gateway College	32	2.503
Brisbane Legends	27	0.464
Mansfield Lions Cricket Club	24	0.634
Tuskers	23	0.571
Valley	14	-0.594
West End Wanderers	9	-2.436

Championship:	5th
Matches played:	10: Won 3, Drawn 1, Lost 6

Mel Lowings Cup Batting

Player	Matches	Innings	Not Outs	Best Score	100s	50s	Runs	Average
JH Welsh	1	1	1	110*	1	0	110	-
SJ Healy	4	4	0	58	0	1	109	27.25
HF Carroll	4	4	0	73	0	1	108	27.00
KA Horan	1	1	0	78	0	1	78	78.00
BE Gale	3	3	0	60	0	1	74	24.67
HK Hunter	4	4	0	29	0	0	61	15.25
HJ Swanepoel	2	2	1	36	0	0	41	41.00
JJ Gittins	4	4	1	25	0	0	40	13.33
BA Ferguson	1	1	0	39	0	0	39	39.00
JM Varatharajan	2	2	0	29	0	0	38	19.00
JS Draper	1	1	0	27	0	0	27	27.00
S Jeh	1	1	1	27*	0	0	27	-
JW Durkin	3	3	0	11	0	0	26	8.67
HW Mercer	4	4	2	24	0	0	26	13.00
NA Parrott	2	2	0	15	0	0	26	13.00
BT Wilson	2	2	1	23*	0	0	23	23.00
KJ Coleman	2	2	1	22*	0	0	22	22.00
BC Polich	1	1	0	22	0	0	22	22.00
HG Harris	6	5	1	17	0	0	19	4.75
MJ Malone	2	2	0	16	0	0	19	9.50
JJ Bennett	1	1	0	18	0	0	18	18.00
TA Small	6	5	0	7	0	0	14	2.80
TJ Challenor	2	2	0	6	0	0	9	4.50
RD Gittins	2	2	0	3	0	0	6	3.00
BJ Hollins	2	1	0	5	0	0	5	5.00
HT Marshall	2	1	0	5	0	0	5	5.00
HP Smalley	1	1	0	3	0	0	3	3.00
OL Spence	1	1	0	3	0	0	3	3.00
CD Atchison	5	2	0	2	0	0	2	1.00
JJD Pope	1	1	0	2	0	0	2	2.00
MJ Sheather	1	1	0	2	0	0	2	2.00
MR Hrstich	1	1	0	1	0	0	1	1.00
HE Jones	3	1	0	1	0	0	1	1.00
CR Plackett	1	1	1	1*	0	0	1	-
AWC Thompson	1	1	0	1	0	0	1	1.00
DJ Childs	3	1	0	0	0	0	0	0.00
MT Gant	2	0	0	0	0	0	0	-
S Garg	2	2	1	0*	0	0	0	0.00
LH Bryan	1	0	0	0	0	0	0	-
JI Collins	1	1	1	0*	0	0	0	-
TL Davies	1	0	0	0	0	0	0	-

Mel Lowings Cup Bowling

Player	Overs	Maidens	Runs	Wickets	Average	Best	5 Wkts.
HG Harris	44	6	167	8	20.88	4-20	0
CD Atchison	25	0	150	4	37.50	2-27	0
JW Durkin	9.3	1	75	4	18.75	2-12	0
HK Hunter	11	0	36	4	9.00	4-29	0
S Jeh	10	2	12	4	3.00	4-12	0
CR Plackett	6.2	1	14	4	3.50	4-14	0
BE Gale	9.2	1	68	3	22.67	3-56	0
JJ Gittins	27	2	128	3	42.67	3-41	0
SJ Healy	17	1	104	3	34.67	2-71	0
HW Mercer	23	0	100	3	33.33	2-34	0
NA Parrott	12	2	45	3	15.00	2-20	0
JJD Pope	8	0	33	3	11.00	3-33	0
HF Carroll	14	1	55	2	27.50	2-43	0
DJ Childs	7	1	22	2	11.00	1-6	0
KJ Coleman	9	1	25	2	12.50	1-11	0
BA Ferguson	9.3	1	23	1	23.00	1-23	0
RD Gittins	3.2	0	18	1	18.00	1-13	0
BJ Hollins	5	0	24	1	24.00	1-24	0
KA Horan	10	1	25	1	25.00	1-25	0
HE Jones	6	0	21	1	21.00	1-13	0
JH Welsh	6	0	34	1	34.00	1-34	0
BT Wilson	14.2	0	54	0	-	0-23	0
TJ Challenor	11	1	34	0	-	0-15	0
MT Gant	6	1	17	0	-	0-17	0
JM Varatharajan	6	1	25	0	-	0-5	0
TL Davies	3	0	7	0	-	0-7	0
BC Polich	3	0	27	0	-	0-27	0
LH Bryan	2	0	19	0	-	0-19	0
S Garg	2	0	0	0	-	0-0	0
HT Marshall	1	0	2	0	-	0-2	0
TA Small	1	0	5	0	-	0-5	0



Richard Anderson (R) presents Sam Healy with the medallion for Most Valuable Player in the Mel Lowings Cup side.

SUB-DISTRICTS – TWENTY20 COMPETITION (Kookaburra Cup)

Team	Points	NRR
Mansfield Lions Cricket Club	44.89	0.217
Custard	42.77	2.476
Brisbane Legends	40.84	0.210
Traders XI	35.23	-0.027
Bracken Ridge	27.83	-1.916
Valley	27.46	-0.593

Championship:	6th
Matches played:	10: Won 2, Drawn 1, Lost 7

Kookaburra Cup Report: Michael Cook

Sitting down penning a report for the 2021/2022 season brings an immense sense of pride. After being involved in the inaugural season of VDCC juniors in the 1993/94 season, playing senior shortly after and for a few more seasons, I had a bit of a break (17 years!). I now get to detail my first captain's report for a club that has meant so much for myself and my family.

For this season, Round 1 we had to forfeit due to lack of numbers. This led to a call with Walt's to enthusiastically offer to take the helm and provide at least one regular player to ensure that our season could commence, with a commitment to compete and provide an avenue for so many of you to come through and play. With that, we were underway for the 2021/2022 campaign.

Despite the mixed results for the season, it was great to see so many of you offer your time to play given these rounds are conducted every second Sunday. I understand for regular players that backing up after a full Saturday is hard, but it is certainly appreciated that all of you made the time to be available, showed up and tried your best in representing VDCC. We had a broad spectrum of players from old to new and higher grade to entry level players, and it's been a pleasure to have you all on the field and participate.

In the end, we were a mathematical chance in the final round to compete for finals, but fell just short. I hope we provided a good platform of match experience for our future Valley stars to test their skills and abilities and I look forward to seeing how all of you develop in the future.

Highlights of the 2021/2022 Sub Districts T20 (Kookaburra Cup):

- **Round 2:** Jack Irwin in our somewhat first round providing an absolute masterclass of all round T20 abilities scoring 86 and taking 3/17. This gave us a whiff of his skill and started our campaign with a win. **Valley 5/158 def Traders XI 7/153.**
- **Round 3:** Jack Irwin again delivered a solid bowling performance, with 3/26 of his 4 overs to help us dismiss the opposition for 162. In reply we fell short of the target with (in an unashamed plug of my batting abilities take note Jim Johnston!) Michael Cook 32 topping the scorecard. **Mansfield Lions Cricket Club 6/162 def Valley 8/125.**
- **Round 4:** This round was a highlight for many, as it was their first appearance on Peter Easton Oval. To be honest, the opposition were blown away at the opportunity, thanks to all that allowed this to happen if not by a miracle of schedules!

After some tight early bowling the score did escalate at the end, but it was another notable bowling performance from Jack Irwin (2/23 from his 4 overs) with wickets also to Griff Adams, Joseph Whitten and Cal Atchison. Our batting was boosted by a strong performance from Harry Carrol (63) and some late support in the end by Hayden Jones, Griff Adams and Hendrik Swanepoel, but we fell just short. We probably lost this one with extras, conceding 36 vs 7 by the opposition. **Bracken Ridge 5/175 def Valley 8/166.**

- **Round 5:** We were at home again for this fixture against Custard, and after being sent into bat we set a reasonable target thanks to Jack Irwin 35 and Harry Marshall 21. In reply, the opposition were too strong, with Griff Adams and Harry Carrol taking wickets. **Custard 2/107 def Valley 7/105.**
- **Round 6:** After another somewhat strategic loss of the toss by yours truly, Brisbane Legends batted first and set a total of 133. Wickets were taken by Brodie Hollins (3) and Joseph Whitten (2). For a pretty gettable total, we fell short in the chase. Jack Irwin again topping the charts with 37 and Ben Ferguson providing a late chase score of 16. **Brisbane Legends 6/133 def Valley 9/109.**
- **Round 7:** Travelling to Indooroopilly for a "home" game, we (I) sent the opposition in to bat. Despite wickets to Ben Ferguson (2) and one each to Joseph Whitten, Harry Hunter and Cal Atchison, our opposition posted a good total. In reply, a strong innings from Jakub Bennett 55 helped us to get within range but unfortunately, we fell short again this round. **Traders XI 6/202 def Valley 8/170.**
- **Round 8:** Draw thanks to rain.
- **Round 9:** An absolute highlight of the season, with a strong mix of players for this round. Much to the joy of H, I finally got a result at the toss and chose to bat, and from my point of view as the leg-side umpire it was a joy to watch! Our openers Harry Carrol (105) and Byron Gale (86) set what I am sure is a record stand for this competition of 195. We were too strong for our opposition and wickets to Jack Mercer (2), Harry Marshall (2) and Jack Mercer (1) saw us easily gain a win! **Valley 2/213 def Bracken Ridge 6/81.**

- **Round 10:** A win against the top side would have seen us into the finals. Our opposition showed they are a one-man side and again set a competitive total. Wickets to Miles Coates, Henry Mercer, Ted Challenor and Josh Gittens. Our reply was definitely not our strongest, with S.Undries taking out the top score with 20! **Custard 5/179 def Valley 10/54**

So, with all the formal reviews out of the way, I want to share some reflections of season.

This competition does provide an avenue for our established and upcoming players to gain some valuable game time and to test their skills in this format. As highlighted in our Round 9 results, with a consistent mix of experienced mid-high level grade players and lower grade, we could easily take out this competition, such is the talent within our ranks.

Although its not all about winning trophies or results on paper, I hope that for all that crossed the line with a Valleys cap on, it was at least rewarding to compete and have a good time with mates.

Thank you to all that played, parents that supported your children and those that volunteered your time to assist with scoring.

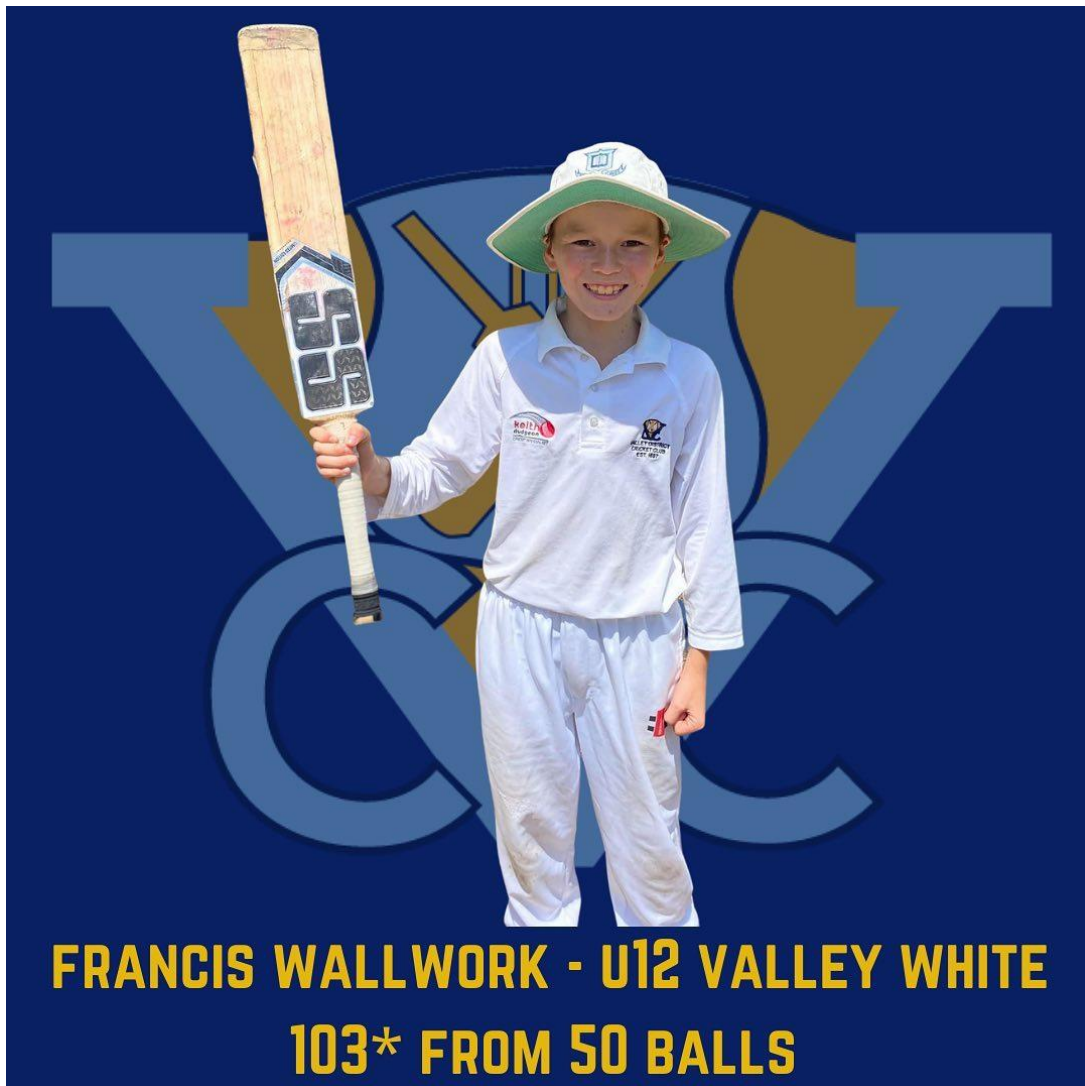
I am very pleased that this format (and games for Mel Lowings Cup and Over 40's) are included in our historical records, as our players show up, perform under the VDCC banner and should be recognised for their performances, no matter the result.

I cannot finalise this report without a special mention to Callum Atchison. Whenever the call went out for players, he was always the first to put his hand up, showed up with enthusiasm and gave his all for the team when needed. It's been a pleasure to see your skills mature and hope to see more of this in the future. You do yourself and your family proud Cal!

Again, thanks to everyone who competed for the season. I look forward to next year and thank you for the opportunity to lead this great club onto the park in this competition.

Looking forward to seeing what next season brings.

Michael Cook (Cookie).



It looks as though this young man has a bright a future in T20 competitions. Congratulations Francis Wallwork.

SUB-DISTRICTS – TWENTY20 COMPETITION STATISTICS (Kookaburra Cup)

Kookaburra Cup Batting

Player	Matches	Innings	Not Outs	Best Score	100s	50s	Runs	Average
JL Irwin	6	6	0	86	0	1	202	33.67
HF Carroll	4	3	0	105	1	1	184	61.33
BE Gale	1	1	1	86*	0	1	86	-
MD Cook	9	8	0	32	0	0	73	9.13
JJ Bennett	2	2	0	55	0	1	55	27.50
HT Marshall	7	6	0	21	0	0	50	8.33
GT Adams	4	3	2	31*	0	0	47	47.00
BA Ferguson	4	4	2	16*	0	0	47	23.50
RJ Bailey	2	2	0	24	0	0	41	20.50
HW Mercer	5	4	0	19	0	0	29	7.25
MJ Malone	5	5	1	14	0	0	26	6.50
RD Gittins	3	3	0	13	0	0	25	8.33
BJ Hollins	4	4	0	13	0	0	21	5.25
HE Jones	3	3	0	18	0	0	20	6.67
HJ Swanepoel	2	2	1	19	0	0	19	19.00
JR Whitten	6	5	1	7	0	0	14	3.50
CD Atchison	9	3	2	5*	0	0	13	13.00
DJ Malone	2	2	0	9	0	0	12	6.00
JJ Gittins	1	1	0	11	0	0	11	11.00
TA Small	1	1	0	10	0	0	10	10.00
JJ Hicks	1	1	1	5*	0	0	5	-
DJ Childs	2	2	0	2	0	0	4	2.00
TJ Challenor	2	1	0	3	0	0	3	3.00
BT Wilson	1	1	1	3*	0	0	3	-
ME Coates	1	1	0	2	0	0	2	2.00
TL Davies	2	1	1	2*	0	0	2	-
JJD Pope	1	1	1	2*	0	0	2	-
JH Mercer	2	1	0	1	0	0	1	1.00
HP Smalley	1	1	1	1*	0	0	1	-
AM Balston	1	0	0	0	0	0	0	-
S Garg	1	1	0	0	0	0	0	0.00
SJ Gode	1	0	0	0	0	0	0	-
HG Harris	1	0	0	0	0	0	0	-
HK Hunter	2	1	0	0	0	0	0	0.00
CM Raisbeck	1	0	0	0	0	0	0	-
LR Warner	1	1	0	0	0	0	0	0.00

Kookaburra Cup Bowling

Player	Overs	Maidens	Runs	Wickets	Average	Best	5 Wkts.
JL Irwin	22	0	109	8	3-17	13.63	0
JR Whitten	20	0	141	7	2-19	20.14	0
BJ Hollins	10	2	81	6	3-20	13.50	0
BA Ferguson	16	0	110	5	2-40	22.00	0
GT Adams	10	0	78	3	1-17	26.00	0
CD Atchison	11	0	109	2	1-20	54.50	0
HT Marshall	8	0	53	2	2-17	26.50	0
HW Mercer	8	0	46	2	1-13	23.00	0
JH Mercer	8	0	57	2	2-14	28.50	0
HF Carroll	3	0	20	1	1-4	20.00	0
TJ Challenor	6	0	47	1	1-29	47.00	0
ME Coates	4	0	31	1	1-31	31.00	0
TL Davies	6	0	47	1	1-29	47.00	0
JJ Gittins	4	0	43	1	1-43	43.00	0
HK Hunter	7	0	55	1	1-25	55.00	0
RJ Bailey	3	0	27	0	0-27	-	0
JJ Bennett	3	0	16	0	0-8	-	0
DJ Childs	4	0	48	0	0-24	-	0
MD Cook	2	0	26	0	0-26	-	0
SJ Gode	4	0	37	0	0-37	-	0
HG Harris	2	0	14	0	0-14	-	0
HE Jones	1	0	10	0	0-10	-	0
MJ Malone	1	0	4	0	0-4	-	0
CM Raisbeck	2	1	3	0	0-3	-	0
HP Smalley	3	0	33	0	0-33	-	0
LR Warner	1	0	13	0	0-13	-	0
BT Wilson	2	0	15	0	0-15	-	0

UNDER 19 GRADE – ONE DAY COMPETITION

North/East Zone	Points	NRR
Toombul	20	1.291
Redlands	15	0.477
Wynnum-Manly	14	0.122
Sunshine Coast	12	-0.351
Sandgate-Redcliffe	4	-0.725
Northern Suburbs	4	-0.886

South/West Zone	Points	NRR
Valley	27	1.659
Ipswich	18	0.286
Gold Coast	14	0.939
South Brisbane	9	-0.326
Western Suburbs	5	-0.541
University of Queensland	0	-2.070

Premiership:	1st in South/West Zone. Won Grand Final
Matches played:	5: Won 5

Under 19 Grade Captain's Report: Zanden Jeh

The Under 19 Male competition took place again this season and our squad was determined to aim high and go one step further than we did last season. We felt we had the depth and talent in our squad to be competitive with the best that Queensland Premier Cricket had to offer.

First round saw us take on UQ at St Lucia. Connor Nowlan (48) and Hugh Weibgen (53) were the best of the batsman, whilst Cam Willis (19*) provided some late order runs to push us to 236 all out. We felt we had left some runs out there and did not finish as well as we would have hoped, but it was a solid score to have on the board. Flynn Thomasson then bowled the house down. Flynn took 5/26 (8 overs), including a three-wicket-over, and Paul Draheim chipped in with 2 wickets as we bowled UQ out for 70. A 166-run victory to begin the season.

We travelled to Ipswich in round two and bowled first. A Nathan Harding run-out and Morgan Galvin 3fa saw us reduce Ipswich to 4/36 early on. The bowling group stayed disciplined with Weibgen (1) and Draheim (2) helping to bowl Ipswich out for 74. Thomasson came out swinging and scored a quickfire 50, before Tom Collier and Weibgen finished off the run chase in just 15.5 overs. A comprehensive 8 wicket win to continue our momentum.

We welcomed Gold Coast to Peter Easton Oval for what we anticipated would be our toughest clash yet. Batting first, the top order struggled to build partnerships as we were reduced to 6/103. Weibgen and John Joyce then combined for an excellent 101 run partnership to lift us to 7/210 at the end of the innings. The Dolphins made a steady start in their chase, before a Draheim double-strike changed the momentum. From there, the bowlers set about closing the game out. Galvin took the final wicket as we bowled Gold Coast out for 167, securing a crucial 43-run victory.

Souths were our fourth round opponent at home. Callum Vidler on debut took an early wicket as we kept the batsman quiet early. Saxon Jeh, also on debut, then bowled with fantastic control and variation at the death, to end with figures of 4/34 and dismiss Souths for 166. The chase was dealt with in clinical fashion. Cooper Mackie scored a quick 39, including an enormous pull shot for six. The ever reliable Weibgen (52*), Collier (22), Ethan Du Payne (20), and Harry Carroll (9*) guided us to a comfortable five wicket victory.

We took on Wests at Graceville in the final round and bowled first. Weibgen and Draheim were standouts with the ball, each taking three wickets. Wests were never able to get going and tight bowling meant they scored at less than three-an-over for the innings as they finished 9/132. The chase was highlighted by another Weibgen 50* and Collier scoring an impressive 39, as we cruised to victory with more than 16 overs to spare.

Due to our unbeaten season, we had secured a home Grand Final. This was a huge achievement for the side, and everyone was thrilled at the opportunity to play a final in front of our home supporters, friends, and families.

Toombul won the toss and elected to bat first in the Grand Final. Charlie Thomas struck twice in the fourth over, both caught excellently by Collier at first slip, to get us off to a great start. Vidler then joined the party with an LBW wicket of his own. When Weibgen chimed in with a wicket as well, Toombul were in strife at 4/44. The bowlers did not let up and continued to grind and battle away. In an epic bowling performance, wickets were claimed at regular intervals as we dismissed Toombul for just 107, Draheim finishing with three wickets.

Our response with the bat was led by an incredible display of power-hitting by Thomasson, as he struck 71 off just 55 deliveries. Cooper Mackie contributed 18 runs as we motored towards the target. Fittingly, Weibgen brought up the Grand Final victory with a pull shot for four. Victory by seven wickets with 31 overs to spare!

A fantastic achievement for a group of players that have worked hard all season at training, as well as turning out great performances in Grade cricket. The team culture was extremely fun and enjoyable to be a part of and I'm sure was an integral element of our success. A huge thank you must go to our coaches, Don Whyte and Josh Neill. Their coaching and expertise was second-to-none, whilst also enabling and allowing our natural flair to shine through. Also thank you to Matt Du Payne and Brad Murphy for their work behind the scenes with team selections each round. And finally, thank you to all the families, friends, and supporters that came down and got behind the team on Grand Final day. Nothing better than winning a premiership at home!

Zanden Jeh

UNDER 19 GRADE STATISTICS

Under 19 Grade Batting

Player	Matches	Innings	Not Outs	Best Score	100s	50s	Runs	Average
HD Weibgen	6	6	5	82*	0	4	249	249.00
FS Thomasson	5	5	0	71	0	2	175	35.00
TA Collier	6	6	1	39	0	0	104	20.80
CJ Nowlan	5	4	1	48	0	0	68	22.67
CP Mackie	4	4	0	39	0	0	61	15.25
JK Joyce	6	2	0	39	0	0	58	29.00
Z Jeh	6	6	1	19	0	0	52	10.40
EG Du Payne	6	3	0	28	0	0	46	15.33
CB Willis	4	1	1	19*	0	0	19	-
HF Carroll	2	1	1	9*	0	0	9	-
NC Harding	6	2	1	5	0	0	6	6.00
MJ Galvin	4	1	0	2	0	0	2	2.00
CW Thomas	2	1	0	0	0	0	0	0.00
HR Bloomfield	1	0	0	0	0	0	0	-
PW Draheim	6	0	0	0	0	0	0	-
S Jeh	1	0	0	0	0	0	0	-
CA Vidler	3	0	0	0	0	0	0	-

Under 19 Grade Bowling

Player	Overs	Maidens	Runs	Wickets	Average	Best	5 Wkts.
PW Draheim	42.4	6	111	14	7.93	3-14	0
Z Jeh	54.3	9	129	14	9.21	3-11	0
FS Thomasson	30.4	1	115	8	14.38	5-26	1
HD Weibgen	46	11	88	6	14.67	3-21	0
MJ Galvin	32	2	115	5	23.00	3-11	0
S Jeh	10	0	34	4	8.50	4-34	0
CA Vidler	22	3	72	3	24.00	1-11	0
CW Thomas	7	2	24	2	12.00	2-12	0
CJ Nowlan	6	1	20	0	-	0-20	0



Under 19 Premier's.

UNDER 19 (MALE) ONE DAY COMPETITION FINAL
VALLEY v TOOMBUL
13 March 2022, Peter Easton Oval, Ashgrove

Toombul Batting		Runs	Balls	4s	6s
T Snell*	c. TA Collier b. CW Thomas	7	10	1	0
J Pilgrim	lbw b. CA Vidler	5	15	0	0
LS Maugeri	c. TA Collier b. CW Thomas	0	2	0	0
L Mark	c. JK Joyce b. H Weibgen	15	38	2	0
TH Balkin	c. H Weibgen b. P Draheim	20	69	3	0
M Bodimeade	c. H Weibgen b. Z Jeh	4	28	1	0
WJ Pembroke	c. & b. Z Jeh	0	4	0	0
JW Balkin	b. FS Thomasson	25	45	4	1
KJ Russell	b. PW Draheim	6	9	0	1
A Stockdale	not out	7	41	0	0
R Case	c. JK Joyce b. PW Draheim	5	12	0	0
	extras (nb0, w10, b2, lb1)	13			
		10 for	<u>107</u>	(45.3 overs)	

FOW

1-9 (T Snell), 2-23 (LS Maugeri), 3-23 (J Pilgrim), 4-44 (L Mark), 5-58 (M Bodimeade), 6-58 (WJ Pembroke), 7-60 (TH Balkin), 8-66 (KJ Russell), 9-99 (JW Balkin), 10-107 (R Case).

Valley Bowling	O	M	W	R	nb	wd
FS Thomasson	5.0	0	1	23	0	3
CW Thomas	3.0	1	2	12	0	0
CA Vidler	8.0	1	1	28	0	1
HD Weibgen	10.0	7	1	10	0	1
Z Jeh	10.0	4	2	17	0	2
PW Draheim	9.3	2	3	14	0	3

Valley Batting		Runs	Balls	4s	6s
FS Thomasson	c. J Pilgrim b. LS Maugeri	71	55	11	1
CP Mackie	c. L Mark b. E Wilken	18	34	1	1
TA Collier	c. T Snell b. KJ Russell	4	11	1	0
HD Weibgen	not out	10	14	2	0
Z Jeh*	not out	0	2	0	0
NC Harding	dnb				
PW Draheim	dnb				
CW Thomas	dnb				
CB Willis	dnb				
EG DuPayne	dnb				
CJ Nowlan	dnb				
JK Joyce	dnb				
CA Vidler	dnb				
	extras (nb2, w3, b0, lb0)	5			
		2 for	<u>108</u>	(19.0 overs)	

FOW

1-81 (CP Mackie), 2-87 (TA Collier), 3-103 (FS Thomasson).

Toombul Bowling	O	M	W	R	nb	wd
A Stockdale	3.0	0	0	21	0	1
TH Balkin	4.0	1	0	22	0	1
R Case	3.0	0	0	29	0	1
E Wilken	4.0	0	1	17	2	0
KJ Russell	4.0	0	1	17	0	0
LS Maugeri	1.0	0	1	2	0	0

*Captain †Wicket Keeper

Match Result: Valley won
Toss Won by: Toombul (elected to bat first)
Captains: Z Jeh (Valley) & T Snell (Toombul)
Umpires: D Brandon & S Sinclair

UNDER 16 LORD'S TAVERNERS GRADE

North/East Zone	Points	NRR
Sunshine Coast	35	0.498
Redlands	31	0.218
Toombul	27	0.163
Wynnum-Manly	23	0.309
Northern Suburbs	23	-0.091
Wide Bay	19	-0.352
Sandgate-Redcliffe	16	-0.686

South/West Zone	Points	NRR
Gold Coast	42	1.333
Western Suburbs	42	1.080
South Brisbane	22	0.044
Darling Downs & SW Queensland	17	-0.337
Valley	14	-0.972
University of Queensland	11	-0.244
Ipswich	7	-1.302

Premiership:	5th in South/West Zone.
Matches Played:	10: Won 3, Drawn 1, Lost 6.

Under 16 Lord's Taverners Captain's Report: Saxon Jeh

The 2021 Lord Taverners season was a great experience for everyone involved. From the players to the coaches, everyone just clicked.

We kicked off the season with an away game against Wynnum-Manly, on what was a wet and slow ground. We batted averagely, many players making a start but not quite converting, but a late innings flurry gave us a total of 153 to defend. They got off to a decent start, but a great bowling performance all round saw us hang on by 9 runs.

Round two was away against Sunshine Coast. We won the toss and batted first on a quick pitch, but we were kept to 124. With a little bit of unluck, average bowling and some great batting from the opposition, the second innings was one way traffic, Sunny Coast chasing the total none down with plenty of overs to spare.

Our batting issues continued in round 3 against Wests, as we once again made starts but failed to stay around long enough to make a significant score. Harry Frost top scored with 24 and we were bowled out for 130, well below par on a flat track. We saw some improvements with our bowling this match, but still weren't able to defend our total. Wests chased down our score with 6 wickets and 20 overs in hand.

The newly-created T20 competition took place for one weekend. We lost to Redlands and Wynnum but chalked up an impressive victory against Norths. Sam Lewis bagged a 3 wicket haul against Redlands, while Jayden Draper compiled 37 against Wynnum.

In round 4 we bowled first on a small ground against Darling Downs and they set us a tough target of 238 to win. We had a positive start to our innings but suffered a middle order collapse. Some great batting from Will Nickelson, Luke Ward, and Cal Vidler at the end saw us come close, but we missed out by 6 runs. Despite the loss, there were many positives to take out of our batting performance that we carried into our next match.

We opted to bat first against Uni, at home. We had a great innings, scoring 230, Harry Frost top scoring with 64. A solid bowling performance saw Uni fall 4 runs short at the end of the 50 overs.

Next round was Souths where we were set a target of 214. From the beginning of our innings, we struggled to get going and fell behind the run rate, before being eventually bowled out for 136. Will Nickelson's 30 off 49 balls the highlight of our batting performance.

We were eager for our round 7 encounter against Ipswich, however halfway through the drive to Ipswich, we were told that in the storm last night the covers had blown off and the game unfortunately had to be abandoned.

We were at home again facing Wide Bay in round 8. Debutant Henry Harris tore through the middle order and tail to claim a brilliant 4fa as we restricted them to 185. Similar to our game against Souths, we struggled to tick over the runs and once again found ourselves bowled out for 130, Will Nickelson continuing to impress with the bat, making a solid 44.

We bowled first against Toombul in round 9. A few dropped catches and fielding errors didn't help our chances as Toombul put on 227 runs in their 50 overs, losing just 3 wickets. A top and middle order collapse saw us bowled out for 118, Luke Ward scoring a class 49 not out.

Coming into the final round, we had nothing to lose. Finals were not on the cards and we were up against an undefeated Gold Coast side. After a slow innings we found ourselves 8-75 after 40 overs. A key ninth wicket partnership starring Lucas Bryan (17*) saw us add another 33 runs off our final ten, elevating our score to 108. It was a massively subpar score but as I said, last game of the season against the top team: we had nothing to lose. Gold Coast had a solid start, but the game ebbed and flowed. We took a few wickets but a win was beginning to look tough, Gold Coast 3-73 with plenty overs up their sleeve. However, we got the breakthrough we needed and at 4-73 there was now a sliver of hope. Callum Vidler and Henry Harris bowled the house down, taking 4 and 3 wickets respectively. Along with the help of an excellent run-out we pulled it off. Gold Coast were all out for 92 runs, suffering a massive collapse and losing 7-19.

It was a tough season, so a thriller to end the year was a huge boost for the team and showed what we were capable of. I speak for the whole team when I say that none of this could have happened without a few people. Firstly, huge thanks to our coaches and managers; Derek Heilbronn, Tom Gibson, Tony Lewis, and Dave Walker. I would also like to thank the parents as none of this would have been possible without everything you have done. Finally, I would like to thank the entire Lord Taverners squad for such a fun and enjoyable season.

Saxon Jeh

Under 16 Lord's Taverners Grade Batting – All Matches

Player	Matches	Innings	Not Outs	Best Score	100s	50s	Runs	Average
WA Nickelson	13	13	0	44	0	0	292	22.46
LM Ward	12	12	2	49*	0	0	202	20.20
S Jeh	13	13	3	37	0	0	162	16.20
DP Gunatilake	12	12	2	37	0	0	150	15.00
HR Frost	9	9	0	62	0	1	145	16.11
JS Draper	13	13	0	37	0	0	135	10.38
SP Lewis	12	12	1	16	0	0	86	7.82
CA Vidler	10	9	2	36	0	0	84	12.00
YN Perera	13	13	0	19	0	0	78	6.00
JI Collins	6	6	0	20	0	0	56	9.33
LH Bryan	6	5	4	17*	0	0	45	45.00
DW Hollins	6	6	0	13	0	0	36	6.00
TJ Challenor	10	4	1	9	0	0	15	5.00
HG Harris	5	1	1	3*	0	0	3	-
JS Sorby	6	2	1	3	0	0	3	3.00
TR Hallion	6	4	0	3	0	0	3	0.75
H Akbar	1	0	0	0	0	0	0	-
LT Cox	1	1	0	0	0	0	0	0.00

Under 16 Lord's Taverners Grade Bowling – All Matches

Player	Overs	Maidens	Runs	Wickets	Average	Best	5 Wkts.
CA Vidler	75.5	14	212	17	12.47	4-31	0
DW Hollins	20	1	146	1	146.00	1-21	0
HG Harris	21.2	0	80	11	7.27	4-30	0
JS Sorby	25	0	159	2	79.50	1-29	0
LH Bryan	13.4	1	66	1	66.00	1-5	0
LM Ward	4	0	19	1	19.00	1-19	0
LT Cox	1	0	8	0	-	0-8	0
S Jeh	84.4	6	336	17	19.76	4-24	0
SP Lewis	82	12	282	12	23.50	3-14	0
TJ Challenor	47	5	236	7	33.71	3-59	0
TR Hallion	39.2	5	189	1	189.00	1-41	0
YN Perera	27.1	0	136	1	136.00	1-22	0



Our Lord's Taverners enjoying their Round 10 victory over Gold Coast.

OVER 40's (No. 1) GRADE ONE-DAY COMPETITION

Pool A	Points	NRR
Ipswich	22	2.994
University of Queensland	18	0.550
Valley [2]	14	0.654
South Brisbane	6	-0.179
Western Suburbs	0	-1.986

Pool B	Points	NRR
Sandgate-Redcliffe	22	2.129
Valley [1]	13	0.333
Toombul	12	-0.522
Redlands	9	-0.607
Wynnum-Manly	4	-1.651

Matches Played: 5: Won 2, Drawn 1, Lost 2

Over 40's (No. 1) Grade Batting

Player	Matches	Innings	Not Outs	Best Score	100s	50s	Runs	Average
Khan, David M	4	4	1	50*	0	1	97	32.33
Willis, Craig R	2	2	0	49	0	0	85	42.50
Kretschmer, Kevin H	3	3	1	50*	0	1	67	33.50
Coleman, Kyle J	4	3	1	27*	0	0	65	32.50
Malone, Danny J	1	1	0	37	0	0	37	37.00
Cook, Michael D	1	1	0	32	0	0	32	32.00
Somerville, Gary A	1	1	0	23	0	0	23	23.00
Banvill, Marc D	2	2	0	13	0	0	23	11.50
Hamburger, Wayne R	2	2	0	12	0	0	19	9.50
Wilson, Brett T	1	1	0	19	0	0	19	19.00
Warner, Leigh R	1	1	1	18*	0	0	18	-
Horswill, Mark G	4	3	0	15	0	0	16	5.33
Ryan, Martin J	2	2	0	10	0	0	14	7.00
Read, Scott A	1	1	0	12	0	0	12	12.00
Meincke, Allan A	2	2	1	7*	0	0	9	9.00
Rowbotham, Murray J	1	1	0	8	0	0	8	8.00
Gode, Steve J	4	3	1	5	0	0	8	4.00
Neville, Jason S	3	1	1	5*	0	0	5	-
Whyte, James R	1	1	1	5*	0	0	5	-
Chapman, Walter G	1	1	0	5	0	0	5	5.00
Boyd, Brendon J	1	1	0	3	0	0	3	3.00
Gulliver, Mark A	2	2	0	2	0	0	2	1.00
Middleton, Andrew R	2	1	0	1	0	0	1	1.00
Malone, Jon	1	1	0	0	0	0	0	0.00

Over 40's (No. 1) Grade Bowling

Player	Overs	Maidens	Runs	Wickets	Average	Best
Ryan, Martin J	12	0	63	4	15.75	3/36
Gode, Steve J	24	3	96	4	24	2/8
Keast, Darryl R	4	0	25	3	8.33	3/25
Kretschmer, Kevin H	7	0	30	3	10	3/30
Khan, David M	0.1	0	0	1	0	1/0
Willis, Craig R	6	0	29	1	29	1/25
Whyte, James R	6	0	31	1	31	1/31
Banvill, Marc D	6	0	48	1	48	1/25
Middleton, Andrew R	11	0	52	1	52	1/26
Coleman, Kyle J	19	2	92	1	92	1/40
Neville, Jason S	16	1	95	1	95	1/43
Meincke, Allan A	2	0	13	0	-	0/13
Warner, Leigh R	2.3	0	15	0	-	0/15
Boyd, Brendon J	5	1	20	0	-	0/20

OVER 40's (No. 2) GRADE ONE-DAY COMPETITION

Pool A	Points	NRR
Ipswich	22	2.994
University of Queensland	18	0.550
Valley [2]	14	0.654
South Brisbane	6	-0.179
Western Suburbs	0	-1.986

Pool B	Points	NRR
Sandgate-Redcliffe	22	2.129
Valley [1]	13	0.333
Toombul	12	-0.522
Redlands	9	-0.607
Wynnum-Manly	4	-1.651

Matches Played:	5: Won 2, Drawn 2, Lost 1
-----------------	---------------------------

Over 40's (No. 2) Captain's Report: Anthony Brown

The season was 1996/97 and I was the captain of Valley 3rd Grade. We played 11 games and won 3. I bludgeoned 69 runs for the season at 7.67. Surely I was destined never to captain the Royal Blue again.

Mitch bettered my performance as skipper of 3rd Grade in 2004/05 when he amassed 62 runs at 5.17.

With these stats in mind it was a no-brainer that he be made vice-captain for the season. We had the bones of a pretty good leadership group. Valley (2) Over 40's was a bunch of former elite athletes in good hands.

Game 1 was an easy win against Uni away. We passed their meagre 144 run total losing only 1 wicket. Matty reckoned he nicked an LBW shout but we all thought he was plumb. Batting heroes for the day were Big Kev and Gilly who both retired on 50 odd. Wickets were shared amongst Lanias, Joey and Ando. Joey was unlucky not to get a hat-trick with a well thought out delivery backed up by the skippers aggressive field. We found the ball across the road in the engineering faculty not too long after and the game continued. A cameo performance by Bunga unfortunately didn't result in any wickets. Amazingly he still hasn't worked out how to breathe during his run-up. This took its toll 3 balls into his 4 over spell.

We all went to TRACKS that night.

Game 2 was against Wests at the picturesque Graceville Oval 2. Batting first we made 3/223. Major contributors were Big Kev, Mitch and Jimmy J. It was pleasing to see Mitch score exactly two thirds of his 2004/5 season total in one innings. Some encouraging words midweek from the skipper questioning his mental attitude was undoubtedly the catalyst for this run fest. The skipper got 3 for and not surprisingly was bowling at the other end when Delli also got 3 wickets.

Another big night at TRACKS.

Round 3 Vs Souths at the Dog Pound Memorial Ground was washed out so we headed to TRACKS early.

Round 4 was at home against Ipswich. A masterful tactical decision by the skipper saw us only having to spend 26 overs in the field on a very hot and humid day. They had little trouble passing our 135 run total 3 down. Big Kev got 30, Matty 25 and Delli 23. Ando bowled really well and Lanias went unrewarded for another whole-hearted performance.

No TRACKS that night with much talk of the skipper having 'lost the dressing room'.

Round 5 Vs Redlands was also washed out. Mitch was unavailable anyway because he couldn't get parole from Silverwater to sort out some issue with a work 'colleague'.

Valuable lessons learned from the season were:-

- Clapping the opposition skipper when he comes out to bat should be re-introduced to all forms of cricket.
- Bouncing the new ball on the concrete a few times before we go out to bowl really does work. The only time I didn't do this was against Ipswich. We lost. Badly.
- Ex-Queensland fast bowlers still need coaching on how to bowl a hat trick ball.

Thanks to Pat and Bally for scoring and Brownly for chasing team selections. Pretty sure Thommo will play next season.

In summary, we did OK but I think we all could've done a little better.

Same time, same place for pre-season.

Bantam

OVER 40's (No. 2) GRADE ONE DAY COMPETITION STATISTICS

Over 40's (No. 2) Grade Batting

Player	Matches	Innings	Not Outs	Best Score	100s	50s	Runs	Average
GC Brown	3	3	2	53*	0	2	135	135.00
OS Gilchrist	3	3	1	51*	0	1	97	48.50
JS Nowlan	3	3	1	33*	0	0	63	31.50
JG Dellit	2	2	0	30	0	0	53	26.50
GW Mitchell	3	3	2	41*	0	0	50	50.00
JS Johnston	2	2	1	41*	0	0	47	47.00
MP Du Payne	3	2	0	25	0	0	25	12.50
RAJ Anderson	3	1	0	5	0	0	5	5.00
AJ Brown	3	1	0	4	0	0	4	4.00
CJ Lanagan	3	1	1	2*	0	0	2	-
JH Dawes	1	0	0	0	0	0	0	-
AR Forbes	1	0	0	0	0	0	0	-
CJ Smith	2	1	0	0	0	0	0	0.00

Over 40's (No. 2) Grade Bowling

Player	Overs	Maidens	Runs	Wickets	Average	Best
RAJ Anderson	18.5	3	58	5	11.60	3-22
JG Dellit	8	0	54	4	13.50	3-25
AJ Brown	13	0	76	3	25.33	3-43
JH Dawes	7	1	20	3	6.67	3-20
CJ Lanagan	19	2	92	3	30.67	2-25
MP Du Payne	9.1	0	49	1	49.00	1-7
GC Brown	0.2	0	4	0	-	0-4
AR Forbes	4	0	37	0	-	0-37
JS Johnston	3	0	14	0	-	0-14
CJ Smith	9	1	32	0	-	0-7



Jason Nowlan and Matthew Du Payne at Trophy Night.

WOMEN'S FIRST GRADE – The Katherine Raymont Shield

One Day Competition		
Team	Points	NRR
University of Queensland	46.0	0.497
Sunshine Coast	45.0	0.799
Valley	44.5	0.968
Western Suburbs	40.0	0.271
Sandgate-Redcliffe	35.0	0.208
Gold Coast	28.0	-0.436
Wynnum-Manly/Redlands	21.0	-0.940
Ipswich	6.0	-1.463

Twenty 20 Competition		
Team	Points	NRR
University of Queensland	25.0	1.491
Sandgate-Redcliffe	20.0	0.876
Western Suburbs	18.0	0.956
Sunshine Coast	16.0	0.095
Valley	13.0	-0.211
Gold Coast	9.0	-0.492
Ipswich	7.0	-0.834
Wynnum-Manly/Redlands	4.0	-1.661

Premiership:	3rd & Won Grand Final (One Day) and 5th (T20)..
Matches Played:	28. Won 14, Drawn 3, Lost 11

Women's First Grade Captain's Report: Lexie Muller

Our season started on a shaky note with a thrashing by Wests, dominated by Josie Dooley. A last wicket win against Sunshine Coast the following week kicked off our season points. Each round, the team got stronger and worked more cohesively together.

We just missed out on a T20 semi final, which resulted in putting more effort in at training to obtain a spot in the semi finals for the one day games.

We made it to the semi final against Sunshine Coast at the Sunshine Coast and an exceptional group wide performance meant we were through to the grand final against University.

After a stellar start to the grand final in the field, a shaking top and middle order collapse with the bat has us in trouble. Rookie Jordan Spilsbury secured the final runs in the last wicket partnership to appoint Valley's as the One Day Premiers for 2021/22.

Lexie Muller



First Grade Ladies

WOMEN'S FIRST GRADE COMPETITION STATISTICS

Women's First Grade Batting – All Matches

Player	Matches	Innings	Not Outs	Best Score	100s	50s	Runs	Average
KJ Holmes	27	27	4	73	0	4	640	27.83
SU Ginger	25	25	5	61	0	3	563	28.15
MC Hinkley	14	14	2	118*	2	3	526	43.83
AL Harris	26	23	1	54	0	1	332	15.09
LBK Bourke	23	21	0	53	0	1	325	15.48
GK Prestwidge	14	14	1	44	0	0	206	15.85
LK Muller	19	19	3	24*	0	0	202	12.63
CR Coulson	23	15	4	39	0	0	143	13.00
SR Naidu	17	12	4	40*	0	0	100	12.50
EG Harvey	20	12	1	32	0	0	97	8.82
HR Hogan	15	8	3	22	0	0	76	15.20
JL Jonassen	2	2	0	21	0	0	40	20.00
Z Siddiqi	13	10	3	7*	0	0	40	5.71
EJ Swanepoel	8	5	1	23	0	0	40	10.00
S Jeh	19	9	3	14	0	0	27	4.50
LJ Randall	12	3	2	13*	0	0	20	20.00
EG Colen	15	9	2	5*	0	0	19	2.71
JE Spilsbury	7	4	4	5*	0	0	10	-
MM McCartney	2	1	1	5*	0	0	5	-
AG Childs	4	3	0	2	0	0	3	1.00
ED O'Kane	1	1	1	1*	0	0	1	-
SB Bhandarker	1	1	0	0	0	0	0	0.00
ZA Varatharajan	7	0	0	0	0	0	0	-

Women's First Grade Bowling – All Matches

Player	Overs	Maidens	Runs	Wickets	Average	Best	5 Wkts.
CR Coulson	157.3	23	497	31	16.03	5-37	1
Z Siddiqi	78.4	11	254	27	9.41	5-9	2
SU Ginger	131	16	580	20	29.00	4-31	0
GK Prestwidge	83	8	346	16	21.63	3-20	0
S Jeh	79	4	367	15	24.47	2-9	0
LK Muller	64	6	317	13	24.38	4-45	0
SR Naidu	74.1	3	386	12	32.17	3-38	0
EJ Swanepoel	51.2	2	188	10	18.80	3-18	0
MC Hinkley	44	1	321	7	45.86	2-31	0
AL Harris	56	4	250	6	41.67	2-40	0
JE Spilsbury	16	0	76	4	19.00	2-9	0
EG Harvey	12.3	1	76	3	25.33	2-12	0
JL Jonassen	8	0	34	3	11.33	3-20	0
LBK Bourke	12	0	79	1	79.00	1-23	0
SB Bhandarker	1	0	10	0	-	0-10	0
MM McCartney	2	0	29	0	-	0-29	0

LADIES FIRST GRADE ONE DAY FINAL
VALLEY v UNIVERSITY OF QUEENSLAND
27 March 2022, Norman Gray Oval, Fairfield

University of Queensland Batting		Runs	Balls	4s	6s
CR Knott	c. K Holmes b. GK Prestwidge	0	12	0	0
E Jackson	c. EG Colen b. CR Coulson	27	51	4	0
GB Chalmers	b. SU Ginger	25	108	2	0
L Harris	c. GK Prestwidge b. CR Coulson	10	14	1	0
R Strange	c. SU Ginger b. Z Siddiqi	2	13	0	0
K Beaumont	c. SU Ginger b. CR Coulson	21	46	3	0
NE Lynch	lbw b. GK Prestwidge	13	26	2	0
B Craven	b. SU Ginger	6	13	1	0
E Hart	b. GK Prestwidge	0	3	0	0
C Bloxsom	not out	13	12	2	0
L Scheiwe	not out	0	3	0	0
E Blamey	dnb				

extras (nb1, w8, b1, lb1) 11
 9 for 128 (50.0 overs)

FOW

1-0 (CR Knott), 2-37 (E Jackson), 3-50 (L Harris), 4-56 (R Strange), 5-74 (GB Chalmers), 6-105 (K Beaumont), 7-113 (NE Lynch), 8-113 (E Hart), 9-116 (B Craven).

Valley Bowling	O	M	W	R	nb	wd
GK Prestwidge	10.0	4	3	20	1	4
LK Muller	7.0	2	0	24	0	1
SU Ginger	10.0	5	2	19	0	1
CR Coulson	10.0	1	3	29	0	0
Z Siddiqi	5.0	2	1	6	0	0
SR Naidu	4.0	1	0	8	0	0
EJ Swanepoel	4.0	0	0	20	0	2

Valley Batting		Runs	Balls	4s	6s
K Holmes†	run out (R Strange, C Bloxsom)	27	41	2	0
AL Harris	c. L Harris b. CR Knott	0	13	0	0
MC Hinkley	c. L Harris b. C Bloxsom	4	23	0	0
SU Ginger	c. GB Chalmers b. R Strange	25	55	1	0
GK Prestwidge	lbw b. R Strange	4	6	1	0
CR Coulson	hit wicket b. L Scheiwe	3	9	0	0
LK Muller*	lbw L Scheiwe	5	8	1	0
SR Naidu	b. B Craven	14	69	0	0
EJ Swanepoel	not out	12	60	0	0
EG Colen	lbw b. L Scheiwe	2	7	0	0
JE Spilsbury	not out	5	7	0	0
Z Siddiqi	dnb				

extras (nb2, w20, b1, lb5) 28
 9 for 129 (49.2 overs)

FOW

1-12 (AL Harris), 2-31 (MC Hinkley), 3-37 (K Holmes), 4-41 (GK Prestwidge), 5-55 (CR Coulson), 6-65 (LK Muller), 7-88 (SU Ginger), 8-118 (SR Naidu), 9-121 (EG Colen).

University of Queensland Bowling	O	M	W	R	nb	wd
E Blamey	6.0	1	0	19	0	6
CR Knott	10.0	3	1	21	0	3
R Strange	10.0	1	2	26	0	1
C Bloxsom	10.0	1	1	23	1	5
L Scheiwe	9.0	1	3	24	1	3
B Craven	4.2	0	1	10	0	2

*Captain †Wicket Keeper

Match Result: Valley won
Toss Won by: University of Queensland (elected to bat first)
Captains: LK Muller (VDCC)
Umpires: S Farley & D McAndrew
Scorer: PN Culpan



Congratulations to the 2021-22 First Grade Ladies One-Day Competition premiers.

WOMEN'S SECOND GRADE – The Jodie Fields Shield

Team	Points	NRR
South Brisbane	68	1.3591
University of Queensland	65	1.4066
Valley	54	0.5204
Sunshine Coast	51	0.4461
Gold Coast	51	0.4144
Ipswich	41	-0.1825
Wynnum-Manly	41	0.0974
Western Suburbs	39	-0.2281
Sandgate-Redcliffe	31	-0.6666
Northern Suburbs	27	-0.5220
Redlands	8	-2.7593

Premiership:	3rd. Lost Semi-Final
Matches Played:	20: Won 12, Drawn 3, Lost 5

Women's Second Grade Captain's Report: Eleanor Swanepoel

After finishing 8th and 7th in the Jodie Fields Shield in the previous 2 seasons, the Valley 2nd Grade Ladies set a goal of reaching the semi-finals in the 2021/22 season. High expectations were realistic due to excellent player retention rates, individual growth and depth of the senior ladies squad.

The fixtures saw Valley allocated a bye in Round 1 which was followed by 3 narrow losses out of the next 4 games as we steadied ship and determined players' roles within the team. Round 6 vs Ipswich was our turning point, and the Valley 2nd Grade Ladies side didn't look back - winning 11 out of the next 12 games.

Notable victories included 2 big wins over UQ who were battling it out with Souths for top-of-the-table honours. Souths were the only opponents we weren't victorious against, as their leg-spin attack got the better of us in both T20 fixtures

On the back of a loss against Norths in the final round, Valley was up against a determined UQ in the semi-final. On winning the toss we chose to bat, hoping to set a big score for UQ to chase down.

This wasn't to be however, as we lost 2 wickets to the first 2 balls of the game. Valley only managed to set a total of 73 which UQ chased down in the 22nd over.

As disappointing as the semi-final loss was, the Valley 2nd Grade Ladies side can be proud of our achievements this season. Coming from losing 3 out of 4 games in the previous 2 seasons, to defeating top teams convincingly shows huge growth that can be attributed to player commitment and the dedication of our coaching staff and leadership team.

Special mention to Lauren Taylor who batted consistently throughout the season, Siddhi Banddaker who shone through with some dynamic bowling performances, and Elizabeth Choo who was steady with the bat and ball after joining for the second half of the season. Jordan Spilsbury and Siddhi Banddaker both made their 1st Grade debuts during the season.

The Valley 2nd Grade Ladies side will be aiming to make the grand-final in the 2022/23 season, and I have every reason to believe that this talented group of delightful young ladies can win it.

Eleanor Swanepoel



Second Grade Ladies were competitive all season, but were knocked out in the semi.

WOMEN'S SECOND GRADE COMPETITION STATISTICS

Women's Second Grade Batting

Player	Matches	Innings	Not Outs	Best Score	100s	50s	Runs	Average
LK Taylor	18	17	4	60	0	3	424	32.62
EJ Swanepoel	13	10	1	65*	0	3	347	38.56
CN Lewis	18	13	6	39*	0	0	185	26.43
HR Hogan	8	8	2	35	0	0	139	23.17
EFY Choo	7	6	0	36	0	0	117	19.50
EG Colen	8	8	1	28	0	0	91	13.00
JE Spilsbury	11	7	4	18	0	0	80	26.67
M Doohan	17	13	4	21*	0	0	79	8.78
EG Harvey	1	1	1	69*	0	1	69	-
ED O'Kane	15	10	3	13	0	0	44	6.29
BA Lyons	3	2	0	38	0	0	41	20.50
AG Childs	2	1	0	31	0	0	31	31.00
FY Goodwin	9	4	1	23	0	0	30	10.00
CL Dale	7	2	0	14	0	0	16	8.00
BH Ryan	18	5	2	8	0	0	16	5.33
ZA Varatharajan	4	3	1	16*	0	0	16	8.00
KM Pearce	8	2	1	2	0	0	2	2.00
CB McNeill	18	2	0	1	0	0	1	0.50
HH Paranavithana	10	3	1	1*	0	0	1	0.50
M Armstrong	2	1	0	0	0	0	0	0.00
SB Bhandarker	15	2	0	0	0	0	0	0.00
MR Roantree	1	0	0	0	0	0	0	-
SL Smith	1	0	0	0	0	0	0	-

Women's Second Grade Bowling

Player	Overs	Maidens	Runs	Wickets	Average	Best	5 Wkts.
CB McNeill	103.5	5	384	20	19.20	3-10	0
BH Ryan	108	19	372	18	20.67	3-29	0
KM Pearce	32.4	2	118	9	13.11	4-6	0
HH Paranavithana	32.5	1	149	8	18.63	3-36	0
ED O'Kane	38.1	2	177	7	25.29	3-13	0
JE Spilsbury	51.5	4	188	7	26.86	1-3	0
EJ Swanepoel	52.3	9	121	7	17.29	2-6	0
SB Bhandarker	44	2	212	6	35.33	1-7	0
CL Dale	32.1	0	133	3	44.33	2-17	0
EFY Choo	21.2	2	83	2	41.50	1-9	0
M Armstrong	6	0	17	1	17.00	1-10	0
M Doohan	9	0	44	1	44.00	1-11	0
EG Harvey	3	0	14	1	14.00	1-14	0
FY Goodwin	1	0	12	0	-	0-12	0
CN Lewis	0.5	0	2	0	-	0-2	0
SL Smith	1	0	9	0	-	0-9	0
ZA Varatharajan	5	0	25	0	-	0-25	0



Emma and Eleanor Swanepoel both played in the Kirsten Pike Plate against University.

YOUTH GIRLS COMPETITION – The Paul Pink Shield

Team	Points	NRR
Western Suburbs	12	4.3556
Ipswich	11	2.9667
Sandgate-Redcliffe	10	1.9780
Wynnum-Manly	9	0.9608
Gold Coast	6	-0.2806
Redlands	5	-1.5715
University of Queensland	4	-1.0786
South Brisbane	4	-0.5537
Valley	2	-2.7735
Sunshine Coast	2	-3.0238
Northern Suburbs	1	-2.6065

Premiership:	5th in North Zone.
Matches Played:	6: Drawn 2, Lost 4.

Paul Pink Shield Report: Abby Harris

For the 2021/22 Paul Pink Shield, the club adopted a player development approach, establishing a young squad to participate in this U15 female pathway competition. It was refreshing to see the level of enthusiasm and commitment demonstrated by players as young as 12 years old nominating to be part of the squad.

Training sessions were well attended with a focus on cricket fundamentals and fun. The squad thoroughly enjoyed all training and games, taking the opportunity to develop their cricket skill set.

The squad grew to become a close-knit group, establishing many friendships throughout a challenging season against superior opposition. One of the highlights of the season was the tied game against Souths.

The club's "Diehard Spirit" shone through with Charlotte Serisier scoring 37 runs off 36 balls not out, and Emma Swanepoel and Alyssa Tinetti picking up two wickets each – the win was just within our reach.

More importantly, the spirit and teamwork the players showed on and off the field was magnificent. This is a team of young cricketers with great character, which provides a good foundation for the 2022/23 season.

A special thank you is extended to the Women's Committee, Christie Lewis, Eleanor Swanepoel and Jordan Spilsbury who assisted on game day and Phil Tinetti for his constant support on game days and training throughout the season.

Abby Harris

Youth Girls Competition Batting

Player	Matches	Innings	Not Outs	Best Score	100s	50s	Runs	Average
CA Serisier	4	4	1	37*	0	0	49	16.33
ED O'Kane	5	4	0	23	0	0	38	9.50
BA Lyons	4	4	1	21	0	0	36	12.00
SB Bhandarker	6	3	1	14	0	0	23	11.50
MR Roantree	6	5	1	6	0	0	23	5.75
GEH King	3	3	1	15	0	0	22	11.00
CL Dale	4	3	0	7	0	0	12	4.00
LG Hoe	2	2	1	9*	0	0	11	11.00
HH Paranavithana	5	2	0	6	0	0	7	3.50
ME Laing	4	2	1	5	0	0	6	6.00
E Swanepoel	2	2	2	4*	0	0	4	-
NG Jones	3	2	0	1	0	0	2	1.00
AL Tinetti	6	3	0	2	0	0	2	0.67
OJ Donohue	2	1	0	0	0	0	0	0.00
HJ Pope	3	3	3	0*	0	0	0	-
KC Vidakovic	1	1	0	0	0	0	0	0.00

Youth Girls Competition Bowling

Player	Overs	Maidens	Runs	Wickets	Average	Best	5 Wkts.
E Swanepoel	5.1	0	35	4	8.75	2-6	0
CL Dale	15	0	81	2	40.50	1-19	0
ED O'Kane	10	0	77	2	38.50	1-10	0
HH Paranavithana	19	0	91	2	45.50	1-17	0
AL Tinetti	12	0	61	2	30.50	2-12	0
NG Jones	1.4	0	19	1	19.00	1-19	0
ME Laing	10	0	60	1	60.00	1-13	0
HJ Pope	7	0	63	1	63.00	1-24	0
MR Roantree	15.3	0	102	1	102.00	1-21	0
SB Bhandarker	7	0	39	0	-	0-11	0
GEH King	1.3	0	7	0	-	0-7	0
BA Lyons	1	0	11	0	-	0-11	0
CA Serisier	9	0	76	0	-	0-12	0

METROPOLITAN SOUTH WEST DISTRICT CRICKET – Kirby Short Cup

Team	Points	NRR
Wynnum-Manly	12	0.321
Sandgate-Redcliffe	11	1.220
Valley	11	-0.002
Western Suburbs	2	-1.190

Premiership:	3rd
Matches Played:	9: Won 4, Drawn 3, Lost 2

Kirby Short Cup Captain's Report: Sianna Ginger

It was an incredible season in the U19 Kirby Short Cup. We fought hard, finishing in 3rd place on the back of some incredible individual and team performances. It was amazing to see the girls come back every week and perform at a consistently high level.

We saw players shine, whether it was Billie opening the bowling with her hooping outswingers, or Lauren showing us all her class every week as she piled on the runs.

With the encouraging up and coming young Valleys players, I have no doubt that we will be holding Cup in the near future.

Thank you to TJ, Pete and Christie for all your support throughout the season, whether it was on game day or the week leading up, you guys are truly appreciated.

Sianna Ginger

Kirby Short Cup Batting

Player	Matches	Innings	Not Outs	Best Score	100s	50s	Runs	Average
SU Ginger	5	2	1	97*	0	2	147	147.00
LK Taylor	5	3	3	58*	0	1	105	-
EG Harvey	5	5	2	38*	0	0	80	26.67
S Jeh	3	3	1	30	0	0	62	31.00
HR Hogan	4	4	1	19*	0	0	56	18.67
KJ Holmes	5	3	1	27*	0	0	30	15.00
LBK Bourke	1	1	0	29	0	0	29	29.00
EG Colen	3	2	0	12	0	0	22	11.00
AL Harris	3	1	0	4	0	0	4	4.00
ED O'Kane	2	1	0	4	0	0	4	4.00
Z Siddiqi	1	1	0	2	0	0	2	2.00
EFY Choo	1	0	0	0	0	0	0	-
FY Goodwin	2	1	0	0	0	0	0	0.00
CB McNeill	3	0	0	0	0	0	0	-
KM Pearce	1	0	0	0	0	0	0	-
BH Ryan	5	0	0	0	0	0	0	-
JE Spilsbury	1	0	0	0	0	0	0	-

Kirby Short Cup Bowling

Player	Overs	Maidens	Runs	Wickets	Average	Best	5 Wkts.
SU Ginger	11	0	88	4	22.00	2-9	0
EG Harvey	11	0	107	4	26.75	2-15	0
LBK Bourke	4	0	24	3	8.00	3-24	0
S Jeh	9	1	32	3	10.67	3-11	0
CB McNeill	9	1	50	3	16.67	3-15	0
AL Harris	8	1	38	2	19.00	1-11	0
EG Colen	2.3	0	24	1	24.00	1-24	0
BH Ryan	18	0	101	1	101.00	1-19	0
EFY Choo	4	0	33	0	-	0-33	0
KJ Holmes	1	0	14	0	-	0-14	0
ED O'Kane	1	0	18	0	-	0-18	0
KM Pearce	3	0	28	0	-	0-28	0
Z Siddiqi	4	0	14	0	-	0-14	0
JE Spilsbury	3	0	14	0	-	0-14	0

TEAM AND INDIVIDUAL ALL-TIME RECORDS

IMPORTANT NOTES & GRADES HISTORY

IMPORTANT NOTES	<p>(i) Annual Reports from 1898-99 to 1921-22 are reported to have been lost in a flood. If anyone has, or knows of the whereabouts of any of these reports, it would be appreciated if you would contact the Club Secretary or any Club official.</p> <p>(ii) N/R — means 'Not Recorded' or 'Not Recorded Fully'</p> <p>(iii) The Top 20 All-Time Tables exclude:</p> <ul style="list-style-type: none"> • First Grade One-Day competitions; • Open Age competition; • Under 19 competitions; • Over 40's competitions; • Sunday Legends T20 competitions; • Zone 2 Valleys/Norths/BNJCA Junior teams; • Youth Girls competitions (Paul Pink Shield and Kirby Short Cup). <p>(iv) Premiership wins are from 1897-98 to present.</p>	
GRADE	NOTES	RECORD DATES
First – Premiership	Previously 'A' Grade One-Day Competitions are NOT included.	1897-98 – 1910-11 1922-23 – present
First – One Day Competitions	No records for 1984-85 & 1990-91 as scorebooks unavailable. 1982-83 includes only Rounds one & two. Records for 1996-97 to 1999-00 taken from Annual Reports but as no scorebooks available, partnerships and some individual records unknown. In some cases statistics have been obtained from various Annual Reports. Eg: Centuries, competition wins.	Since 1982-83
First – T20 Competitions		Since 2005-06
Second – Premiership	Previously 'Reserve' Grade 'B' Grade was recorded as Second Grade from 1922-23 to 1933-34 as it was the Club's second highest Grade prior to the introduction of 'Reserve' Grade in 1934-35.	1897-98 – 1910-11 1922-23 – present
Second – One Day Competition		Since 2010-11
Second – T20 Competition		Since 2010-11
Third	Previously 'B' Grade 'C' Grade was recorded as Third Grade from 1922-23 to 1933-34 as it was the Club's third highest Grade prior to the introduction of 'Reserve' Grade in 1934-35.	Since 1922-23
Third – One Day Competition		Since 2019-20
Fourth	Previously 'C' Grade Prior to the introduction of 'Reserve' Grade in 1934-35, 'C' Grade was recorded as 'Third' or 'B' Grade, as it was the Club's third highest Grade (until 1934-35).	Since 1934-35
Fourth – One Day Competition		Since 2019-20
Fifth		Since 1979-80
Fifth – One Day Competition		Since 2019-20
Sixth		Since 1992-93 Discontinued 1997-98 Resumed 2007-08
Under 18	Previously 'Intermediate'. Also known as Under 17 from 1986 to 1988.	Since 1948-49 Discontinued 1991-92 Resumed 1997-98 Discontinued 2007-08
Under 19	There was no Under 19 competition from 1974-75 to 1980-81 and from 1997-98 to 2003-04. Resumed 2004-05 but discontinued 2010-11.	Since 1969-70
Open Age	Replaced the Under 19 competition with its goal to provide 1-Day cricket for lower Grade players. No records in report.	1997-98 only
Under 16/17/18 Lord's Taverners Competitions	Lord's Taverners Competition Under 16 from 1991-92 to 2006-07, 2012-13 to 2013-14 and 2016-17 to present. Under 17 in 2007-08 to 2009-10 inclusive and 2014-15 to 2015-16. Under 18 in 2010-11 & 2011-12.	Since 1991-92
Schoolboy	Under 15 Competition	Since 1957-58 Discontinued 1975-76
Sub Districts/Warehouse	All Sub Districts and Warehouse Grades have been combined under this heading. There were no Valley Sub District/Warehouse teams from 1979-80 to 1988-89 inclusive.	Since 1977-78
QSDCA – One Day Competition		Since 2019-20
Over 40's	Limited Overs One Day Competition	Since 2001-02
Sunday Legends T20 Competition	Limited Overs Twenty 20 Competition	Since 2011-12
Women's – First Grade	There were no Valley women's teams from 1989/90 to 1992-93 inclusive, & from 2003-04 to 2013-14.	Since 1979-80
Women's - Second Grade		Since 2014-15
Juniors (Zone 2)	Valley/Norths Zone.	1972-73, 1975-76 to 1985-86
BNJCA	Please refer to the Junior Teams Section of this report. Brisbane North Junior Cricket Association (BNJCA)	Since 1993-94 Since 1997-98
Youth Girls Competitions	Paul Pink Shield Metropolitan South West District Cricket Association - Kirby Short Cup	Since 2017-18 Since 2020-21

REPRESENTATIVES IN INTERNATIONAL & INTERSTATE MATCHES

AUSTRALIAN PLAYERS (10)

Era whilst at VDCC	Player
1911-12	JW McLaren
1928-29	OE Nothling
1929-30	A Hurwood
1930-31	A Hurwood
1946-47	D Tallon
1980-81	AR Border
1981-82	AR Border
1982-83	AR Border; KC Wessels
1983-84	AR Border; KC Wessels
1984-85	AR Border (Captain); KC Wessels; GM Ritchie
1985-86	AR Border (Captain); KC Wessels; GM Ritchie
1986-87	AR Border (Captain); GM Ritchie
1987-88	AR Border (Captain)
1988-89	AR Border (Captain)
1989-90	AR Border (Captain)
1990-91	AR Border (Captain)
1991-92	AR Border (Captain)
1992-93	AR Border (Captain); ML Hayden
1993-94	AR Border (Captain); ML Hayden
1994-95	SG Law (One-Day Team)
1995-96	SG Law
1996-97	ML Hayden; SG Law (One-Day Team)
1997-98	ML Hayden (One-Day Team)
1999-00	ML Hayden (Test & One Day Team)
2000-01	ML Hayden (Test & One Day Team)
2001-02	ML Hayden (Test & One Day Team)
2002-03	ML Hayden (Test & One Day Team)
2003-04	ML Hayden (Test & One Day Team)
2004-05	ML Hayden (Test & One Day Team)
2005-06	ML Hayden (Test & Twenty20 Team)
2006-07	ML Hayden (Test, One Day & Twenty20 Team)
2007-08	ML Hayden (Test, One Day & Twenty20 Team)
2008-09	ML Hayden (Test)
2012-13	UT Khawaja (One Day Team)
2013-14	UT Khawaja (Test, One Day and Twenty20 Team)
2015-16	UT Khawaja (Test, One Day and Twenty20 Team)
2016-17	UT Khawaja (Test, One Day and Twenty20 Team)
2017-18	UT Kwawaja (Test)
2018-19	UT Khawaja (Test, One Day and Twenty20 Team)
2021-22	UT Kwawaja (Test)

AUSTRALIAN WOMEN PLAYERS (2)

Era whilst at VDCC	Player
1993/94	SL (Sharyn) Bow (One Day)
2021/22	JL (Jessica) Jonassen (Test, One Day & Twenty20)



Mikayla Hinkley, ton up off 75 balls including 10 boundaries.

QUEENSLAND PLAYERS (68)

Player	Era (whilst at Valley)	Baggy Cap Number		
		Valley Blue	Maroon	Green
SP (Samuel) Jones	1899/00	28	31	
CF (Charles) Morgan	1899/00 – 05/06	9	48	
R (Robert) Macdonald	1899/00, 02/03 – 03/04	8	16	
CY (Charles) Adamson	1899/00	29	49	
HW (Henry) Chapman	1901/02	43	28	
AA (Albert) Atkins	1902/03 – 05/06	55	27	
RD (Richard) Pyke	1904/05	63	59	
T (Thomas) Byrne	1901/02 - 05/06	42	33	
CW (Charles) Patrick	1905/06	60	52	
MF (Michael) McCaffrey	1908/09	100	68	
JW (John) McLaren	1906/07 – 14/15	76	75	100
SJ (Sidney) Redgrave	1908/09	99	76	
SJ (Sydney) Fennelly	1909/10 - 1910/11, 1920/21	115	81	
AE (Albert) Sims	1910/11	111	89	
LPD (Leo) O'Connor	1912/13 – 13/14, 20/21 – 29/30	156	98	
SW (Sydney) Ayres	1913/14 – 14/15, 19/20 – 24/25	133	100	
RJ (Robert) Willcocks	1913/14	127	101	
LE (Lionel) Oxenham	1919/20	162	111	
WM (William) Kay	1920/21	173	112	
CBP (Clem) McFarlane	1924/25, 30/31	180	128	
CW (Charles) Sim	1925/26	175	136	
EH (Ernest) Hutcheon	1925/26	199	117	
ADA (Alexander) Mayes	1925/26 – 26/27	202	139	
A (Alexander) Hurwood	1925/26, 27/28, 29/30 – 31/32	176	137	135
OE (Otto) Nothling	1927/28 – 28/29	225	143	127
RM (Roy) Levy	1928/29 – 29/30, 32/33 – 35/36	226	148	
VHV (Victor) Goodwin	1929/30 – 30/31	227	150	
KLM (Kenneth) Mossop	1925/26 – 32/33	208	155	
W (William) Duncan	1930/31	240	163	
JEHP (James) Hogg	1931/32	235	168	
BRD (Brian) O'Connor	1934/35 – 35/36	231	182	
WC (Charlie) Andrews	1936/37	272	170	
BL (Berrowes) Webb	1937/38	274	202	
D (Don) Tallon	1946/47	358	179	169
FE (Francis) Nolan	1948/49 – 49/50	366	237	
JT (James) Harten	1948/49 – 49/50	311	243	
CE (Mick) Harvey	1949/50	376	245	
RP (Peter) Easton	1959/60	391	280	
GM (Greg) Egan	1963/64 – 64/65	431	296	
J (John) Brown	1965/66	458	299	
GT (Geoffrey) Gray	1968/69	456	313	
KE (Keith) Dudgeon	1969/70 – 74/75	483	309	
FM (Malcolm) Francke	1971/72 – 79/80	485	326	
PA (Peter) Ryan	1971/72	497	327	
WJ (Warwick) Neville	1971/72	498	324	
CJ (Colin) Cooke	1976/77	495	344	
GJ (Gary) Madders	1979/80	503	355	
AR (Allan) Border	1980/81 – 95/96	544	361	299
KC (Kepler) Wessels	1980/81 – 85/86	545	357	317
AB (Brett) Henschell	1981/82 – 90/91	538	367	
AN (Anthony) Brown	1983/84, 85/86	533	378	
GM (Greg) Ritchie	1984/85 – 86/87	563	362	315
PW (Peter) Anderson	1986/87 – 87/88	559	384	
PJ (Paul) Carew	1986/87 – 87/88, 89/90	568	387	
SG (Stuart) Law	1987/88 – 90/91, 92/93 – 96/97	567	392	365
JM (Jeffrey) Walker	1988/89	569	395	
PJ (Peter) Drinnen	1989/90	588	394	
GI (Geoffrey) Foley	1989/90	566	397	
ML (Matthew) Hayden	1990/91 – 2008/09	591	408	359
JH (Joe) Dawes	1997/98 – 2005/06	628	429	
LA (Lee) Carseldine	1998/99 – 2003/04, 2007/08	620	432	
NJ (Nick) Kruger	2002/03, 2007/08, 2009/10	636	446	
MC (Murray) Bragg	2007/08	655	461	
LW (Luke) Feldman	2009/10 – 18/19	679	470	
UT (Usman) Khawaja	2012/13 -	698	484	419
JD (Jack) Wildermuth	2014/15 -	690	497	
MT (Mark) Steketee	2015/16 -	711	496	
LD (Lachlan) Pfeffer	2017/18 – 2021/22	714	506	
AJ (Andrew) Gode	2018/19	667		

QUEENSLAND WOMEN PLAYERS (14)

Player	Era (whilst at Valley)	Baggy Cap Number		
		Valley Blue	Maroon *	Green
SL (Sharyn) Bow	1993/94 – 95/96	084		69 (ODI)
KL (Kellie) Rich	1995/96 – 96/97	103		
VL (Vanessa) Pickering	1993/94 – 01/02	100		
LA (Linda) Scott	1993/94 – 94/95	104		
MM (Maryanne) Brandon	1995/96 – 96/97, 99/00 – 01/02	086		
K (Kym) Fazackerly	1996/97	133		
TE (Tricia) Brown	1998/99 – 2002/03	148		
CG (Cindy) Kross	1998/99 – 2002/03	150		
R (Reanna) Browne	2002/03	163		
K (Kara) Sutherland	2017/18	219		
CR (Charli) Knott	2018/19 -2020/21	199		
M (Mikayla) Hinkley	2019/20 -	236		
GK (Georgia) Prestwidge	2019/20 -	237		
JL (Jessica) Jonassen	2021/22 -			170 (Test)

* Queensland Women's Cap numbers unavailable at this time.



Zoha Siddiqi after taking 5/21 on her First Grade debut.

VDCC PREMIERSHIPS & CHAMPIONSHIPS (113)

FIRST GRADE	11	1901-02 1974-75	1914-15 1984-85	1918-19 1994-95	1919-20 1996-97	1928-29 2013-14	1930-31
FIRST GRADE ONE DAY Limited Overs	9	1972-73 2000-01	1973-74 2018-19	1983-84	1986-87	1992-93	1995-96 1996-97
FIRST GRADE T20 Limited Overs	3	2012-13	2013-14	2019-20			
SECOND GRADE	12	1898-99 1949-50	1901-02 1956-57	1904-05 1961-62	1919-20 1973-74	1920-21 1978-79	1937-38 2003-04
SECOND GRADE ONE DAY Limited Overs	1	2016-17					
THIRD GRADE	9	1953-54 2005-06	1975-76 2007-08	1978-79	1980-81	1981-82	2001-02 2003-04
FOURTH GRADE	15	1934-35 2001-02 2017-18	1978-79 2003-04	1982-83 2004-05	1990-91 2005-06	1991-92 2006-07	1998-99 2014-15 2015-16
FOURTH GRADE ONE DAY Limited Overs	1	2019-20					
FIFTH GRADE	11	1979-80 2009-10	1988-89 2014-15	1990-91 2016-17	1991-92 2017-18	1993-94	1995-96 2003-04
SIXTH GRADE	7	1992-93	2012-13	2013-14	2014-15	2015-16	2017-18 2018-19
SUB DISTRICTS	8	1997-98 (C1) 2012-13 (C3)	2001-02 (B2) 2013-14 (C2)	2003-04 (B1)	2012-13 (C1)	2016-17 (B3)	2017-18 (C1)
UNDER 18 GRADE	5	1955-56	1973-74	1981-82	1991-92	1999-00	
UNDER 19 GRADE Limited Overs	5	1971-72	1981-82	1985-86	1988-89	1991-92	2021-22
SUNDAY LEGENDS T20 Limited Overs	4	2012-13	2014-15	2017-18	2018-19		
OPEN AGE GRADE Limited Overs	1	1997-98					
U16/17 LORD'S TAVERNERS	2	1995-96	2000-01				
"SCHOOLBOY" GRADE	2	1958-59	1961-62				
WOMEN'S 1ST GRADE	3	1994-95	1995-96	1996-97	2021-22		
WOMEN'S 2ND GRADE	2	1983-84	1985-86				

VDCC CLUB CHAMPIONSHIPS (11)

Year	First Grade Captain	Club Coaches
1974-75	Keith Dudgeon	Geoff Trivett
1978-79	Keith Dudgeon	Keith Dudgeon
1982-83	Gary Madders / Kepler Wessels	Gill Chapman, Tom Viewers
1988-89	Brett Henschell	Grant Law
1990-91	Brett Henschell	Jim Taylor
1991-92	Geoff Foley	Jim Taylor
1992-93	Michael Ephraims	Michael Ephraims (1sts Squad), Jim Taylor (Club)
1996-97	Michael Ephraims	Peter Drinnen (1sts Squad), Clinton Kempnich (Club)
2000-01	Lee Carseldine	Michael Ephraims (1sts Squad), Clinton Kempnich (Club)
2001-02	Lee Carseldine	Michael Ephraims (1sts Squad), Clinton Kempnich (Club)
2002-03	Joe Dawes	Michael Ephraims (1sts Squad), Clinton Kempnich (Club)

PREMIERSHIP TEAM PLAYER LISTS

2-day Premiership Match Competitions	Final Teams and players who played 5 games or more.
Limited Overs Championship Competitions	Final Teams and players who played multiple games.

FIRST GRADE PREMIERSHIPS

1901-02	CF (Charlie) Morgan (C), WA (William) Blackstock, T (Thomas) Byrne, HW (Henry) Chapman, JT (John) Corrigan, AE (Alfred) Down, PEJ (Patrick) Fagan, RC (Robert) Hancock, WF (William) Kenny, R (Robbie) Macdonald, V (Valentine) Macdonald, PJ (Patrick) Maher, PC (Percy) Sapsford, JP (John) Smith.
1914-15	JW (John) McLaren (C), SW (Syd) Ayres, L (Leslie) Blundell, AN (Albert) Bolton, D (Douglas) Davenport, OA (Oscar) Davenport, G (George) Down Jnr, VRH (Victor) Down, SC (Samuel) Eggleston, WA (William) Fraser, RS (Ronald) Irvine, F (Frederick) Noyes, R Parker, RW (Robert) Rice, FA (Frederick) Short, H Walker.
1918-19	JW (John) McLaren (C), SW (Syd) Ayres, BB (Bruce) Barrack, HT (Herbert) Beasley, L (Leslie) Blundell, AN (Albert) Bolton, VR (Vivian) Gray, RS (Ronald) Irvine, EG (Ernest) Langford, GE (George) Lax, CL (Len) Mossop, LPD (Leo) O'Connor, LE (Lionel) Oxenham, R (Robert) Wiltshire.
1919-20	JW (John) McLaren (C), SW (Syd) Ayres, AN (Albert) Bolton, H (Henry) Fewin, ? Fitzgerald, LPD (Leo) O'Connor, LE (Lionel) Oxenham, R Parker, FA (Frederick) Short, DF (Duncan) Thompson.
1928-29	LPD (Leo) O'Connor (C), BB (Bruce) Barrack, JS (James) Bogle, JT (James) Broadfoot, AP (Alan) Chittleborough, VHV (Victor) Goodwin, DC (Douglas) Green, A (Alex) Hurwood, RM (Roy) Levy, CBP (Clement) McFarlane, OE (Otto) Nothling, AL (Albert) Peck, FA (Frederick) Short, GM (George) Ward. Scorer: JG (John) Bell. (KLM Mossop played for QCA Colts this season)
1930-31	LPD (Leo) O'Connor (C), HW (Harrie) Alderton, BB (Bruce) Barrack, JT (James) Broadfoot, WS (Stanley) Coltman, W (William) Duncan, VHV (Victor) Goodwin, JEHP (James) Hogg, A (Alex) Hurwood, RM (Roy) Levy, CBP (Clement) McFarlane, AB (Alan) Mossop, BRD (Brian) O'Connor, C (Clarence) Robinson. (KLM Mossop played for QCA Colts this season)
1974-75	Keith Dudgeon (C), Lindsay Bell, John Bourke, Col Cooke, Peter Easton, Geoff Gray, Terry Khan, John Maley, Peter Muspratt, Peter Nicholson, Geoff Trivett, Ross Wallace, Keith Ziebell. (State player Malcolm Francke played 5 games but was unavailable for the Final) Coach: Geoff Trivett, Scorer: Bert McKinley.
1984-85	Terry Khan (C), Peter Anderson, Tony N. Brown, Hilton Chilcott, Geoff Foley, Errol Harris, Brett Henschell, Stuart Law, Paul Lewis, Peter McPhee, Garry Moore, John Nothdurft, Barry Quinn, Greg Ritchie, John Welsh. (Rep. players Allan Border and Kepler Wessels played 1 and 2 games respectively and were unavailable for the Final) Coach: Terry Khan, Scorer: Denis Connell.
1994-95	Brett Henschell (C), Richard Anderson, Allan Border, Lee Carseldine, Michael Ephraims, Michael Jeh, Kane Kersnovske, Chris Lanagan, Heath Pedrola, Dean Reeves, Brendan Shinnick, Jamie Timmins, Paul Whybird. (Rep. players Matthew Hayden and Stuart Law played 5 and 6 games respectively but were unavailable for the Final) Coach: Geoff Trivett, Manager: Ian Reeves, Scorer: Susan Hunt.
1996-97	Michael Ephraims (C), Andrew Bailey, Lee Carseldine, Joe Dawes, Ian Hansen, Brett Henschell, Trevor Irvine, Kane Kersnovske, Chris Lanagan, Heath Pedrola, Brendan Shinnick, Darin Turner. (Rep. players Matthew Hayden and Stuart Law played 4 matches but were unavailable for the Final) Coach: Peter Drinnen, Manager: Jim Shinnick, Scorer: Susan Hunt.
2013-14	Andrew Gode (C), Josh Dascombe, Luke Feldman, Shane Kabel, Usman Khawaja, Adam Lockhart-Krause, Matthew Petrie, Lachlan Pfeffer, Ben Schuhmacher, James Spargo, Jack Wildermuth. Also played multiple games: Jacques Badendorst, Kyle Scrimgeour, Sam Tomlinson Coach: Ben Schuhmacher, Manager: Jim Shinnick, Scorer: Pat Culpán.

FIRST GRADE ONE DAY LIMITED OVERS CHAMPIONSHIPS

1972-73	Channel 0 Cup Final Team: Keith Dudgeon (C), Richie Benaud, Col Cooke, Alan Davidson, Peter Easton, Malcolm Francke, Geoff Gray, Noel King, Gary Madders, Warwick Neville, Geoff Waters.
1973-74	Channel 0 Cup Final Team: Peter Muspratt (C), Richie Benaud, Col Cooke, Alan Davidson, Keith Dudgeon, Malcolm Francke, Geoff Gray, Terry Khan, Gary Madders, Geoff Trivett, Geoff Waters.
1983-84	Team Not Available.
1986-87	Gabba Sporting Products Final Team: Terry Khan (C), Gavin Brown, Paul Carew, David Cottee, Michael Ephraims, Geoff Foley, Peter McPhee, Garry Moore, Barry Quinn, Ross Perrett (12 th man), Jeff Walker, Bruce Ward. Also played multiple games: Peter Anderson, Brett Henschell. Scorer: Denis Connell.
1992-93	Team Not Available.
1995-96	Metway Cup Final Team: Brett Henschell (C), Allan Border, Lee Carseldine, Michael Ephraims, Mark Glenn, Ian Hansen, Matthew Hayden, Kane Kersnovske, Chris Lanagan, Stuart Law, Brendan Shinnick. Also played multiple games: Richard Anderson (4), Heath Pedrola (6), Paul Whybird (4). One Day Competitions: Metway Cup - 6 games, Coca Cola Cup - 2 games. Coach: Geoff Trivett, Manager: Ian Reeves, Scorer: Susan Hunt.
1996-97	Coca Cola Cup Final Team: Michael Ephraims (C), Andrew Bailey, Lee Carseldine, Joe Dawes, Ian Hansen, Trevor Irvine, Kane Kersnovske, Chris Lanagan, Heath Pedrola, Brendan Shinnick, Darin Turner. Also played multiple games: Richard Anderson (2), Matthew Hayden (5), Brett Henschell (3), Paul Whybird (4). One Day Competitions: Metway Cup - 5 games, Coca Cola Cup - 4 games. Coach: Peter Drinnen, Manager: Jim Shinnick, Scorer: Susan Hunt.
2000-01	K & R Plumbing One Day Competition Final Team: Lee Carseldine (C), Mitchell Chapman, Richard Clinton, Joe Dawes, John Dellit, Matthew Hayden, Trevor Irvine, Michael Jeh, Chris Lanagan, Brendan Shinnick, Darin Turner, Troy Webster. Also played multiple games: Gavin Brown (3), Lee Dalton (6), Nick Kruger (5), Dean Reeves (3). There were a total of 8 games played. Coach: Michael Ephraims, Manager: Jim Shinnick, Scorer: Pat Culpán.
2018-19	Kookaburra One Day Competition Final Team: Andrew Gode (C), Jack Beath, Luke Corlis, Josh Dascombe, Chris Knight, Andrew Lockhart-Krause, Owen Lynch, Dylan Mullen, Josh Neill, Lachlan Pfeffer, Nick Stevens. Also played multiple games: Matthew Shallcross (2), Luke Feldman (3), Mark Steketee (2). There were a total of 5 games played, plus the Semi-Final washed out. Coach: Peter Drinnen, Manager: Jim Shinnick, Scorer: Pat Culpán.

FIRST GRADE TWENTY 20 LIMITED OVERS CHAMPIONSHIPS

2012-13	Tom Vievers Cup T20 Final Team: Andrew Gode (C), Lee Carseldine, Leigh Drennan, Luke Feldman, Jack Leach, Usman Khawaja, Adam Lockhart-Krause, Brent Morgan, Matthew Petrie, James Spargo, Jack Wildermuth. Also played multiple games: Shane Kabel (5), Paul West (3) Coach: Heath Pedrola, Manager: Jim Shinnick, Scorer: Pat Culpan.
2013-14	Tom Vievers Cup T20 Final Team: Andrew Gode (C), Lee Carseldine, Josh Dascombe, Luke Feldman, Shane Kabel, Adam Lockhart-Krause, Matthew Petrie, Lachlan Pfeffer, James Spargo, Michael Spargo, Jack Wildermuth. Coach: Ben Schuhmacher, Manager: Jim Shinnick, Scorer: Pat Culpan.
2019-20	Tom Vievers Cup T20 Final Team: Andrew Gode (C), Slater Asnicar, Jack Beath, Luke Feldman, Chris Knight, Will Kruip, Owen Lynch, Brock McLachlan, Dylan McLachlan, Josh Neill, Lachlan Pfeffer, Mark Steketee, Nick Stevens, Zanden Jeh. Coach: Brad Murphy, Manager: Jim Shinnick, Scorer: Greg Ball.

SECOND GRADE PREMIERSHIPS

1898-99	A Brown, WH (William) Carvosso, LJ (Lachlan) Caskie, WG (Walter) Down, W (William) Exton, JA (Joseph) Flatman, DMT (Derwent) Forster, AH Hatton, H (Hugh) Jones, W (William) McAllister, JP (John) McMurray, IT (Isaac) Newell, A (Alexander) Smith.
1901-02	HG (Harry) Beardmore, L Clarke, WG (Walter) Down, WJ (William) Down, G (George) Elms, PEJ (Patrick) Fagen, RC (Robert) Hancock, WB (Wellesley) Hill, S Johns, H (Hugh) Jones, M Martin, J (John) Newell, AJ (Albert) Whyte.
1904-05	D Andrews, JT (John) Corrigan, JP (John) Crowe, W (William) Exton, A (Arthur) Hendy, WB (Wellesley) Hill, EG (Eric) Manson, CL (Len) Mossop, TG (Gordon) Ross, A (Alexander) Smith, ETL (Edward) Stanton.
1919-20	Team Not Available.
1920-21	Team Not Available.
1937-38	Bert Yeates (C), Ted Clegg, Jim Ferguson, Vince Hodge, J Hodgson, Ern Oliver, Harry Mossop, Laurie Mossop, Dave Picking, James Podgornoff, Jack Smith, W Walker.
1949-50	Col Hoy (C), Frank Carmody, Pat Collins, Col Cuthbertson, Crawford Duncan, Bert Haskings, Les Laracy, Bill Nolan, John Pike, Roy Richards, Bert Salisbury, Doug Thorne, Theo Sherwood.
1956-57	Norm McMahon (C), Ian Campbell, Jim Collings, Des Connor, Percy Cramb, Alan Foote, Don Graham, Alan Haupt, Tom Nash, Peter Nilon, Bill Nolan, Frank Vidler, Dave Waddell.
1961-62	John Troy (C), John Beard, Jim Collings, Ross Ferguson, Bill Greinke, Alan Haupt, Noel King, Kev Logan, John Taylor, Jim Punchard, Frank Vidler, Dave Waddell.
1973-74	Gill Chapman (C), Trevor Baines, Lindsay Bell, Peter Easton, John Gamble, Bob Hunter, Noel King, Ray Kohn, Chris Lane, Kev Logan, David McKellar, Garry Moore, John Petrie, Terry Simms.
1978-79	Lindsay Bell (C), Merv Brauer, Tony N. Brown, Peter Dempsey, Greg Egan, Geoff Harvey, Bruce Jennings, Gerard Keating, Brendan Marrinan, Noel McAuliffe, Garry Moore, Damien O'Rourke, Chris Pailthorpe, Greg Power, Jim Vanderham, Maurice Wise.
2003-04	Richard Anderson (C), Gavin Brown, Tony J. Brown, Tony Dudgeon, Ben Evans, Andrew Forbes, Kiel Harvey, Michael Jeh, Michael Kling, Scott Martin, Tom Mitchell, Chris Raimondi. Scorer: Noel Bolton

SECOND GRADE ONE DAY LIMITED OVERS CHAMPIONSHIPS

2016-17	Adam Lockhart-Krause (C), Camron Farrell, Owen Lynch, Jonathan Knight, Dylan McLachlan, Brock McLachlan, Slater Asnicar, Tom Cramb, Teague Moloney, Jacques Badenhorst, Craig McElligott, Laurence Bristow.
----------------	---

THIRD GRADE PREMIERSHIPS

1953-54	Roy Richards (C), Jim Barram, Des Connor, Ray Cooper, Percy Cramb, Ron Dean, Don Grimwade, Keith Jones, Len Jones, Don Lakeland, Ian Noon, Neil Scott, Don Sharpe, CH Whittred.
1975-76	Col Leggat (C), Graham Baldwin, Chris Barnard, Ivan Board, Paul Bolton, Peter Halpin, Jim Harten (Junior), Don Langdon, Bill Markwell, John Meldrum, Kaval Sajdeh, Dal Skirving, Geoff Waters.
1978-79	Gill Chapman (C), Trevor Baines, Peter Carpenter, Peter Dempsey, Don Langdon, Steve Lawler, Geoff Manthorpe, Tony Marrinan, Chris Pailthorpe, Frank Poulton, Barry Quinn, Dal Skirving, Jim Vanderham, Geoff Waters.
1980-81	Gill Chapman & Doug Johnson (shared Captaincy), Mark Behrendorf, Peter Chatman, Bruce Clark, Greg Egan, Bob Gamble, Tony Gill, Steve Janes, Richard Johnston, Steve Lawler, Peter McPhee, Greg Power, Bill Souter, Daryl Toye, Mike Weir.
1981-82	Gill Chapman (C), Ross Adams, Jeremy Claessen, Ken Edwards, Bruce Jennings, Richard Johnston, Steve Lawler, Scott Meredith, Damian O'Rourke, Steve Perkins, Greg Power, Daryl Toye, Mike Weir.
2001-02	David Khan (C), Tim Bant, Wes Bramley, Tony J. Brown, Ben Evans, Chris Hutton, Nigel Hutton, Andrew Imrie, David Marriott, Tom Mitchell, Luke Nikolovski, Trent Scott, Justin Street, Paul Towner. Scorer: Ross Towner.
2003-04	David Khan (C), Tim Bant, Chris Fitzgerald, Malcolm Francke, Andrew Greig, Chris Hutton, Nigel Hutton, Andrew Imrie, Daryl Keast, Scott Martin, Grant Mitchell, Cameron Proudlove, Justin Street, Scott Wood.
2005-06	Gavin Brown (C), Richard Anderson, Joe Dawes, Jacob Hughes, Chris Hutton, Michael Jeh, Shane Kabel, David Khan, Adam Lockhart-Krause, Cameron Proudlove, Ross Shaw.
2007-08	Gavin Brown (C), Richard Anderson, Jacques Badenhorst, Michael Christensen, Stephen Grummitt, Chris Hutton, Michael Jeh, Mark Jones, Darryl Keast, Grant Mitchell, Brent Morgan, Brendan Prossliner, Elliot Ryan, Sean Weeraratna.

FOURTH GRADE PREMIERSHIPS

1934-35	FA (Frederick) Short (C), T Adams, WR (Walter) Barry, JL (Jack) Bretherton, EW (Eric) Baxter, D Foster, GA (George) Gooma, MH (Harry) Mossop, RA (Roy) Potter, CC (Clarrie) Robinson, B (Bruce) Thomas, A (Alan) Weller.
1978-79	Ivan Board (C), George Blazak, Merv Brauer, Adrian Coolwell, Roland Cowles, Peter Fryer, Peter Halpin, Ken Hegerty, Steve Janes, Clinton Kempnich, Peter Massie, M Robb, Dal Skirving, Daryl Toye, Mark Warmington, Ron Wright.
1982-83	Daryl Toye (C, No. 1 team), Gavin Brown, Rob Crawford, Darryl Cross, Bob Greenaway, Peter Halpin, Randy Kay, Andrew Knox, Paul Lewis, Steve Machin, Kel Rogers, Dal Skirving, Tony Simcox, Jon Stoddart, Ashley Tacey, Grant Tanner.
1990-91	Clinton Kempnich (C), Paul Amos, Gill Chapman, Les Dawes, Tony Dudgeon, Lindsay Hutley, Steve Lawler, Mark Mills, Col Murphy, Ross Perrett, Peter Sherman, Jon Stoddart, Shane Toon, Ken Williams.
1991-92	Clinton Kempnich (C), Lee Carseldine, Gill Chapman, Roland Cowles, Les Dawes, Matthew Hill, Lindsay Hutley, Paul Lewis, Gary Martin, Ross Perrett, Rohan Rainbow, Adrian Raven, Jon Stoddart, Shane Toon.
1998-99	Jon Stoddart (C, No. 1 team), Geoff Acton (V/C), Rob Boiston, Phil Crouch, Sean Hunter, Theon Kimball, Matthew Law, Grant Mitchell, Aaron Moore, Luke Nikolovski, Martin Silec, Shane Toon, Jason Watts, Craig Weatherley. Scorer: Noel Bolton.
2000-01	Jon Stoddart (C, No. 1 team), Geoff Acton (V/C), Rob Boiston, Brent Crooks, Phil Crouch, Bruce Dewar, Doug Fitzgerald, Sean Hunter, Jay Jeha, Matthew Law, Bernie Sheehan, Matthew Tucker, Craig Weatherley. Scorer: Noel Bolton.
2001-02	Clinton Kempnich (C, No. 1 team), Stewart Barlow, Niven Bawden, Brendon Boyd, Michael Dudgeon (V/C), Doug Fitzgerald, Matthew Francis, Michael Johnson, Nathan Lloyd, David Marriott, Scott Martin, Clint Matthews, Dean Reeves, Trent Scott, Michael Shinnick, Alex Short.
2003-04	Clinton Kempnich (C, No. 1 team), Corey Baker, Brendon Boyd, Michael Dudgeon (V/C), Malcolm Francke, Luke Holmes, Jacob Hughes, Troy Green, Daryl Keast, Clint Matthews, Luke Nikolovski, Dean Reeves, Michael Shinnick, Scott Wood.
2004-05	Michael Dudgeon (C, No. 1 team), Brendon Boyd, Malcolm Francke, Justin Garrett, Stephen Grummitt, Bennett Hodges, Clinton Kempnich, Rod Lennon, Brett Neill, Luke Nikolovski, Dean Reeves, Michael Shinnick.
2005-06	Matthew Tucker (C, No. 1 team), Nick Condon, Mitchell Elmes, Brendan Foote, Adam Gray, Jay Jeha, Tony Johnson, Theon Kimball, Peter King, Matthew Law, Charlie Moncada, Justin Street.
2006-07	Michael Dudgeon (C, No.2 team), Martin Blackman, Brendon Boyd, Daniel Burgess, Jason Burke, Bob Donker, Justin Garrett, Mark Jones, Clinton Kempnich, Nathan Millard, Dean Reeves, Phil Saxby, Michael Shinnick.
2014-15	Mark Jones (C), Corey Baker, Laurie Bristow, Bob Donker, Nicholas Ephraims, Trent Jones, Alex Lynch, Brock McLachlan, Nick Ryall, Alex Thompson, Lachlan Tindall, Matthew Walter.
2015-16	Bob Donker (C), Martin Blackman, Sam Cousar, Nicholas Ephraims, William Kruip, Trent Jones, Lachlan McRae, Liam Petersen, Nick Ryall, Matthew Shallcross, Alex Thompson, Xavier Thornton, Lachlan Tindall, Michael Toolis.
2017-18	Bob Donker (C), Reece Andrews, Kaidyn Brown, Harry Collier, Patrick Cotter, Keaghan Cronin, Rory Johnston, Daniel Larke, Kuyen Lewis, Nick McGill, Timothy O'Rourke, Mitchell Pickford, Xavier Thornton, Mitchell Van Homrigh, Harry Wilmington.

FOURTH GRADE ONE DAY LIMITED OVERS CHAMPIONSHIPS

2019-20	Bob Donker (C), Jed Brisbane, Kaidyn Brown, Toby Burvill, Tom Collier, Patrick Cummins, Josh Durkin, Cameron Farrell, Matthew Kennedy, Daniel Larke, Cooper Mackie, Lachlan McCrae, Josh O'Neill, Tom Pappalardo, Lewis Robinson, Nick Ryall, Brodie Saw, Mitch Stubbings, James Wallington, Hugh Weibgen, Hayden Whyte, Harry Wilmington.
----------------	--

FIFTH GRADE PREMIERSHIPS

1979-80	5 th (2) Team: Geoff Fitzpatrick (C), Chris Battersby, Doug Campbell, Dave Carter, Roland Cowles, Ross Eagles, Mark Irwin, Richard Johnston, Peter Langley, George Leigh, Steve Machin, Tony Marrinan, Kel Rogers, Tony Simcox, Mark Stegman, Kevin Tuite.
1988-89	Kevin Tuite (C), Dan Bolton, Bruce Carroll, Wayne Hamburger, Andrew Hamilton, Terry Hicks, Tony Hughes, Andrew James, Randy Kay, Peter Kent, Robert Mills, Jason Shears, Shane Toon, Rod Venn, Paul Whybird.
1990-91	Kel Rogers (C), Bruce Carroll, Rob Crawford, Wayne Hamburger, Brett Irwin, Mark Irwin, Andrew James, Peter Kent, Col Murphy, Andrew Puller, Peter Sherman, Adrian Raven, Shane Toon.
1991-92	Mark Irwin (C), Scott Adlington, Bruce Carroll, Martin Chulov, Rob Crawford, Wayne Hamburger, Brett Irwin, Peter Kent, Paul Owen, Rohan Rainbow, Adrian Raven, Russell Reinikka, Kel Rogers, Shane Toon, Lindsay Trigar, Jason Voll, Ken Williams.
1993-94	Brett Irwin (C), Brendon Boyd, Bruce Carroll, Adrian Coolwell, Michael Dudgeon, Brook Fairbairn, Damian Hickey, Gary Martin, John McBrien, Tony Micallef, Aaron Raadschelders, Steven Rankine, Michael Shinnick, Jason Voll.
1995-96	Damian Hickey (C), Phil Crouch, Les Dawes, Bruce Dewar, Michael Francis, Sean Hunter, Brett Irwin, Tony Micallef, Peter Nicholson, Joe Petrie, Steven Rankine, Michael Richardson, Kel Rogers, Murray Smith, Shane Toon, Jason Voll.
2003-04	Matthew McFadden (C), Leigh Birrell, Jason Burke, Brad Griggs, Leigh Hillier, Paul Kennedy, Michael Macionis, Derek Meggitt, Nathan Millard, Brett Price, Jared Robinson, Shane Toon, Jason Voll.
2009-10	James O'Connor (C), Martin Blackman, Michael Blinkhoff, Sam Byrne, Tom Cramb, Patrick Hanrahan, Steve Hayes, Grant Jennings, Shane Kelly, Matthew McFadden, Tim O'Rourke, Cameron Skinner, Alex Thompson.
2014-15	Jim Whyte (C), Harrison Beath, Jake Coolwell, Sam Cousar, Emmanuel Etheridge, Jacob Horswill, William Kruip, Kuyen Lewis, Matthew McFadden, Craig Pereira, Ashwin Raj, Chris Robinson, Kasper Rubin, Cameron Skinner, Danny Tarabay, Oliver West, Donal Whyte.
2016-17	Cameron Skinner (C), Brodie Saw, Daniel Larke, Nathan Francis, Ajay Samvedi, Daniel Cook, Patrick Cotter, Kaidyn Brown, Harry Collier, Harry Wilmington, James Wallington, Fergus Rees, William Garske, Hayden Whyte, Adam Ball, James Whyte.
2017-18	Cameron Skinner (C), Lachlan Adams, Martin Blackman, Daniel Cook, Stephen Gill, Anthony Horgan, Matthew Kennedy, Kuyen Lewis, Christian Murphy, Tom Pappalardo, Fergus Rees, Brodie Saw, Christopher Sharpe, James Wallington, Harry Wilmington.

FIFTH GRADE ONE DAY LIMITED OVERS CHAMPIONSHIPS

2020-21	Anthony Horgan (C), Connor Bauman, Nicholas Bradford, Harry Carroll, Patrick Cummins, Jared D'Roza, Matthew Gant, Josh Gittins, Patrick Horgan, , Angus Tolhurst, Janu Varatharajan, Cameron Willis, Marcus Zipf.
----------------	---

SIXTH GRADE PREMIERSHIPS

1992-93	Mark Irwin (C), Brendan Boyd, Bruce Carroll, Michael Holmberg, Steve Janes, Clinton Kempnich, Peter Kent, Tony Micallef, Greg Minns, Matthew Ogilvie, Paul Owen, Adrian Raven, Jason Voll.
2012-13	6 th (1) Team: John Thompson (C), Brendan Badenhorst, Michael Blinkhoff, Sam Byrne, Mitchell Elmes, Matthew Friend, Lachlan Mitchell, Haydon Thompson, James Tippelt, Ian Vallely, Sam Wildermuth, Brett Wilson.
2013-14	6 th (1) Team: Clinton Kempnich (C), Adam Ball, Jackson Beath, Martin Blackman, Laurie Bristow, Sam Cousar, Jai Lembryk, Matthew McFadden, Don Mander, Jake Menot, Blyton Pendergast, Michael Shinnick, Lachlan Tindall, Brett Wilson.
2014-15	6 th (2) Team: Jon Malone (C), James Alexander, Jarvis Black, Jadyne Bowe, Gavin Brown, Kaidyn Brown, Ryan Brown, Patrick Chorley, Jake Coolwell, Mitchell Farley, Lachlan Kirk, David Mackie, James O'Connor, Chris Robinson, BP Shannon, Matthew Taylor, Harry Wilmington, Brett Wilson.
2015-16	6 th (2) Team: Jon Malone (C), Adam Ball, Jadyne Bowe, Gavin Brown, Kaidyn Brown, Ryan Brown, Ben Fitzgerald, Lachlan Kirk, Samuel Kirk, Matt McFadden, Blake Micallef, James O'Connor, Tom Pappalardo, Chris Robinson, Ben Shannon, Matthew Taylor, Simon Tolhurst, Callum Zipf.
2017-18	6 th (1) Team: Clinton Kempnich (C), Brendan Badenhorst, Martin Blackman, Harrison Beath, Rory Campbell, James Durkin, James Hicks, Sam Hicks, Matthew Kennedy, Matthew McFadden, Conor Rees, Stuart Rees, Michael Shinnick, Stuart Wilkinson.
2018-19	6 th (1) Team: Clinton Kempnich (C), Brendan Badenhorst, Kyle Coleman, Thomas Conway, Matthew Friend, James Durkin, James Hicks, Sam Hicks, Hugh Leeson-Smith, Matthew McFadden, Thomas Magee, Conor Rees, Fergus Rees, Hugo Rees, Michael Shinnick, Palam Singh, Stuart Wilkinson.

SUB DISTRICTS / WAREHOUSE GRADES PREMIERSHIPS

1997-98	C1 Sub Districts Grade: Mark Irwin (C), Kevin Tuite (V/C), Graeme Currie, Shayne French, Wayne Hamburger, Matt Hobson, Peter Kent, Peter Lynch, Ken McKay, Ewan Macpherson, Mark Ryan, Paul Stout, Tony Moore (Scorer).
2001-02	B2 Sub Districts Grade: Mark Irwin (C), Graeme Currie, Bruce Dewar, Steve Farley, Wayne Hamburger, Mark Harvey, Bob Jones, Peter Kent, Peter Lynch, Ken McKay, Dale Moorhouse, Murray Smith, Kevin Tuite.
2003-04	B1 Sub Districts Grade: Mark Irwin (C), Rob Bailey, Graeme Currie, Bruce Dewar, Steve Farley, Wayne Hamburger, Mike Holmberg, Peter Kent, Peter Lynch, Dave Mackie, Ken McKay, Dale Moorhouse, Kevin Tuite.
2012-13	C1 Sub Districts Grade: David Phillips (C), Craig Baldwin, Harrison Beath, Jadyne Bowe, James Boyd, Scott Faraway, Tom Gibson, Mark Horswill, Ross Maslin, Jon Malone, Aaron Randall, Peter Randall, Chris Sheehan, Peter Sherman.
2012-13	C3 Sub Districts Grade: Mark Irwin (C), Jamie Alexander, Les Dawes, Bruce Dewar, James Hine, Ross Irwin, Bob Jones, Peter Lynch, Dave Mackie, Jack O'Brien, Kevin Tuite, Kyle Tuite, Harry Watson.
2013-14	C3 Sub Districts Grade: Mark Irwin (C), Jamie Alexander, Craig Baldwin, James Hine, Anthony Horgan, Stephen Hurn, Ross Irwin, Peter Lynch, David Mackie, Zeke Pendergast, Kyle Tuite.
2016-17	B3 Sub Districts Grade: Mark Irwin (C), Greg Carlson, David Mackie, Anthony Horgan, Kyle Tuite, Leslie Dawes, Patrick Horgan, Peter Lynch, Zeke Pendergast, Andrew Lanning, Thomas Copley, Leigh Warner, James Alexander.
2017-18	C1 Sub Districts Grade: Greg Carlson (C), Thomas Andersen, Rob Bailey, LA Bembrick, Manav Chhabra, Bruce Crawford, James Durkin, Joshua Gittins, Callum Hayes, Thomas Jolly, Finlay King, Ethan Lehmann, Parth Mehta, Allan Meincke, Krishna Nair, Sean Scott-Burrows, Peter Sherman, Jack Warren

UNDER 18 GRADE PREMIERSHIPS

1955-56	Nev Barber (C), Don Barber, T. Dawson, Ron Dempster, Roy Hemsley, Peter Kerr, Dennis Loel, Geoff Mackenzie, Greg Petrie, Jim Punchard, B Thompson, Brian Warlow.
1973-74	Noel Bolton (C), Paul Bolton, Peter Chatman, Robert Forster, Jamie Herbert, David Hislop, Steve McEwan, Ross Perrett, Graham Power, Greg Power, Graham Taggart, Mike Weir, Greg Ball (12 th man). Coach: Noel Bolton.
1981-82	Steve Barnard & Alan Hooper (shared Captaincy), David Cottee, Craig Engstrom, Steve Forsyth, Jim Flynn, Mike Holmberg, Brett Irwin, Wayne Iszlaub, Michael Johnson, Cameron Leggat, Paul Lewis, Jim Moore, Mark Moschella, Jon Stoddart. Coach: Col Leggat.
1991-92	Dylan Dearing, Kane Kersnovske & Dean Reeves (shared Captaincy), Lee Carseldine, Nathan Davidson, Michael Dudgeon, Scott Edge, Brett Lewis, Wayne McDougall, Peter Nicholson, Scott Read, Matthew Robertson, Danny Russell. Coach: David Walker.
1999-00	Brent Crooks (C), Corey Baker, Nathan Burrige, Dean Butt, Chris Fitzgerald, Skie Hanifan, Kiel Harvey, David Hooper, Andrew Imrie, Michael Kling, Michael Macionis, Andrew Marriott, Adin Townsley. Coach: David Walker.

UNDER 19 GRADE CHAMPIONSHIPS

1971-72	Keith Bedford, Lindsay Bell, John Bourke, Greg Cooper, John Gamble, Peter Halpin, Gary Kruger, R. Mackie, Phil McMurdo, John Meldrum, John Petrie, Russell Squires, Bob Toovey.
1981-82	Bruce Clarke (C), Steve Barnard, Errol Harris, Mike Holmberg, Alan Hooper, Andrew Kerr, Peter McPhee, Scott Meredith, Jim Moore, Steve Perkins, Jon Stoddart, Richard Williamson.
1985-86	Geoff Foley (C), Paul Carew, Martin Denholm, Paul Graham, Rick Heilbronn, David Khan, Stuart Law, Martin Leggat, Nick Pearce, Gavin Robins, John Waldron, David Walker, Ian Williamson.
1988-89	Gavin Robins (C), Geoff Acton, Richard Anderson, Paul Davis, Simon Dent, Brent Durham, Nathan Eiby, Scott Hancock, Matthew Hayden, R. McClellan, Mark Norris, Chris Readdy.
1991-92	Dean Rauchle (C), Paul Amos, Lee Carseldine, Damien Cuddihy, Tony Dudgeon, Michael Dudgeon, Scott Edge, Kane Kersnovske, Brett Lewis, Wayne McDougall, Peter Nicholson, Dean Reeves, Brendan Shinnick, Ken Williams.
2021-22	Zanden Jeh (C), Tom Collier, Paul Draheim, Ethan Du Payne, Nathan Harding, John Joyce, Cooper Mackie, Connor Nowlan, Charles Thomas, Flynn Thomasson, Callum Vidler, Hugh Weibgen, Cameron Willis, Harry Carroll.

LEGENDS T20 CHAMPIONSHIPS

2012-13	Gavin Brown (C), Murray Bragg, Tony Brown, Adrian Coolwell, David Cottee, Owen Gilchrist, Chris Lanagan, Grant Mitchell, Mark Norris, Heath Pedrola, Darin Turner. Scorer: Pat Culpan
2014-15	Owen Gilchrist (C), Richard Anderson, Gavin Brown, Tony Brown, David Cottee, Tony Dudgeon, Chris Lanagan, Jason Maddox, Grant Mitchell, Mark Norris, Darin Turner. Scorer: Alison Brown
2017-18	Chris Lanagan (c), Gavin Brown, Owen Gilchrist, Matt Du Payne, Richard Anderson, David Cottee, Grant Mitchell, Tony Brown, Darin Turner, Brett Neill, Jeff Mays, Stuart Law, Paul Whybird Scorer: Pat Culpan
2018-19	Chris Lanagan (c), Gavin Brown, Owen Gilchrist, Matt Du Payne, Richard Anderson, David Cottee, Grant Mitchell, Tony Brown, Darin Turner, Tony Dudgeon, Trent Scott. Scorer: Pat Culpan

OPEN AGE GRADE – ZONE WINNER

1997-98	Michael Jeh (C) (5), Richard Anderson (2), Tony Brown (6), Bruce Dewar (2), Tony Dudgeon (4), John Dieckman (3), Andrew Forbes (2), Steven Fryer (2), David Khan (2), Matthew Law (6), Trent Scott (6), Ross Shaw (2), Tim Stokes (2), Andrew Watson (5), Craig Weatherley (2).
----------------	---

Note – This competition was run in 1997/98 only, as a replacement of the Under 19 competition with its goal to provide one day cricket for lower Grade players. Valley won 4 of the 6 matches played. The players listed above participated in 2 or more matches.

UNDER 16/17 LORD’S TAVERNERS GRADE – NORTH ZONE WINNER

1995-96	Matthew Smith (C), Andrew Barlow, Daniel Beer, Matthew Law, Anthony Mathison, Joel Popplewell, Cameron Proudlove, Martin Raadschelders, Jared Robinson, Martin Silec, Michael Vincenzi, Drew Viney. Coach: Roger Fryer.
2000-01	Robert Mackay (C), Mitchell Barnaba, Sam Cooper, Adam Dimarco, Chris Fitzgerald, Brendan Garlick, Andrew Greig, Jacob Hughes, Sean Purvis, Chris Raimondi, Michael Robinson, Ashley Street, Scott Wood, Lachlan Zangari. Coach: David Walker, Assistant Coaches: Ian Reeves & Peter Drinnen.

“SCHOOLBOY GRADE”

1958-59	Ron Barber, R Brown, Ronald Clark, Ian Dempster, Alan Green, C Green, Robert Green, Kerry Marr, Peter Morish, K Oliver, Ken Schmidt, G Ure, R Ure.
1961-62	Greg Graham (C), Neil Campbell, W Dickenson, Lloyd Graham, Alan Green, Bill Markwell, Jeff Oliphant, Don Peele, G Slater, Ross Straughan, J Whitlock.

WOMEN’S FIRST GRADE PREMIERSHIPS

1994-95	Vanessa Pickering (C), Sharyn Bow, Maryanne Brandon, Rae Dower, Liz Hutchinson, Ralee Inglis, Renee Lee, Louise O’Moore, Kellie Rich, Linda Scott, Karen Shaw, Sue Woolway.
1995-96	Vanessa Pickering (C), Sharyn Bow, Maryanne Brandon, Monica Brogan, Rae Dower, Renee House, Janine McPhee, Louise O’Moore, Kellie Rich, Linda Scott, Karen Shaw, Lisa Weller, Sue Woolway.
1996-97	Vanessa Pickering (C), Maryanne Brandon, Suzanne Cramp, Rae Dower, Kim Fazackerley, Glenda Hall, Kellie Rich, Linda Scott, Lisa Weller, Sue Woolway.
2021-22	Lexie Muller (C), Eden Colen, Christina Coulson, Sianna Ginger, Abby Harris, Mikayla Hinkley, Kira Holmes, Shriya Naidu, Georgia Prestwidge, Zoha Siddiqi, Jordan Spilsbury, Eleanor Swanepoel. Lucinda Bourke, Annaliese Childs, Ella Harvey, Holly Hogan, Sierra Jeh, Meghan McCartney, Leteysha Randall, Zita Varatharajan.

WOMEN’S SECOND GRADE PREMIERSHIPS

1983-84	Nicole Irwin (C), Trudy Campbell, Jane Ellis, Beryl Fisher, Susan Hislop, Dianne Huckstadt, Jodie Irwin, Bernadine Melbourne, Gerardine Moloney, Julie O’Brien, Jenny Perrett, Janet Pickstone, Fran Tiel.
1985-86	Diane Huckstadt (C), Mary Ann Connell, Beryl Fisher, Karen Griffin, Vicki Josephs, Trish Kavanagh, Sharon Mills, Julie O’Brien, Maree Stephenson, Fran Tiel, Angie Van Eyk.

TOP 20 ALL TIME RUN SCORERS

	Player	Matches	Innings	Not Outs	100s	Best Score	Runs	Average
1	GC Brown	414	486	26	20	164	13863	30.14
2	WG Chapman	390	450	66	10	207*	10301	26.83
3	RP Easton	373	458	47	4	195	10147	24.69
4	JT Harten	280	366	45	15	204*	9221	28.73
5	LA Dawes	319	372	49	9	146*	9140	28.30
6	ML Dudgeon	284	347	23	3	168	8537	26.35
7	DM Khan	330	348	39	7	142	8027	25.98
8	AB Henschell	213	225	40	11	218	7759	41.94
9	AK Dudgeon	239	281	28	13	196	7611	30.08
10	BJ Irwin	234	300	15	8	178	7200	25.26
11	ML Shinnick	324	336	37	4	137	6942	23.22
12	LA Carseldine	172	189	28	17	162*	6814	42.32
13	MB Irwin	510	498	92	3	127	6685	16.47
14	AJ Brown	244	288	22	4	132	6683	25.12
15	TG Irvine	175	206	28	12	210	6564	36.88
16	JM Stoddart	263	319	40	2	127	6519	23.37
17	LPD O'Connor	71	167	27	16	189	6073	43.38
18	WR Hamburger	206	240	43	7	151	6006	30.49
19	RD Haupt	232	322	40	3	151	5851	20.75
20	AA Coolwell	219	260	24	3	111*	5780	24.49

TOP 20 ALL TIME WICKET TAKERS

	Player	Matches	Overs	Mdns.	Runs	Wkts.	Average
1	CF Kempnich	456	5364	1526	13051	903	14.45
2	MB Irwin	510	4037	1004	10866	649	16.74
3	RG Perrett	283	4415	1149	11835	635	18.64
4	RAJ Anderson	252	4300.2	1156	11585	569	20.36
5	FM Francke	214	3765	766	11139	558	19.96
6	MPW Jeh	297	4499.5	1277	11615	524	22.17
7	ST Janes	177	3083	797	8482	514	16.50
8	DJ Mackie	165	2162.1	530	5517	508	10.86
9	GK Moore	247	3824	808	11548	506	22.82
10	WE Nolan	250	2332	289	8740	505	17.31
11	FA Vidler	225	2273	326	8177	486	16.83
12	JW McLaren	118	1009	157	4274	483	8.85
13	CR Leggat	259	2691	445	9470	479	19.77
14	DW Langdon	165	2032	348	7033	450	15.63
15	J Voll	264	2399.4	565	6612	449	14.73
16	DK Hickey	214	2801	932	6340	444	14.28
17	LS Jones	197	1518	133	5941	418	14.21
18	SW Ayres	102	280	17	5304	404	13.13
19	KR Rogers	254	2512	521	7310	402	18.18
20	DR Turner	157	2698.1	668	8058	388	20.77

TOP 20 ALL TIME CATCHES

	Name	Matches	Catches
1	WG Chapman	390	346
2	ML Shinnick	324	317
3	BM Shinnick	150	257
4	RA Cowles	219	246
5	GC Brown	414	238
6	TR Mitchell	149	229
7	ML Dudgeon	284	206
8	MB Irwin	510	201
9	MT Jones	168	197
10	KR Rogers	254	195
11	AA Lockhart-Krause	195	191
12	DM Khan	330	185
13	LA Dawes	319	182
14	PN Crouch	111	178
15	KG Tuite	329	177
16	CF Kempnich	456	175
17	WR Hamburger	206	172
18	LD Pfeffer	115	169
19	IC Valley	125	166
20	GJ Madders	118	165
	BC Marrinan	181	165

TOP 20 ALL TIME STUMPINGS

	Player	Matches	Stumpings
1	ML Shinnick	324	60
2	LPD O'Connor	71	55
3	RA Cowles	219	50
4	RF Whiting	115	44
5	GJ Madders	118	43
6	TR Mitchell	149	41
7	RC Dempster	74	38
8	PD Kent	176	36
9	MT Jones	168	33
10	WG Chapman	390	30
11	AN Bolton	50	29
12	PC Owen	58	28
13	IHW Schwenke	0	27
	W Duncan	1	27
15	K Marr	14	26
	G Graham	68	26
17	DR Waddell	125	24
	J Snape	70	24
19	PW Nilon	24	23
20	IC Valley	125	22
	RP Kay	128	22

TOP 20 ALL TIME CENTURIES

	Player	Matches	100s
1	GC Brown	414	20
2	LA Carseldine	172	17
3	LPD O'Connor	71	16
4	JT Harten	280	15
5	RM Levy	49	14
	ML Hayden	89	14
7	AK Dudgeon	239	13
8	LD Pfeffer	115	12
	TG Irvine	175	12
10	NJ Kruger	131	11
	AB Henschell	213	11
12	AJ Gode	168	10
	WG Chapman	390	10
14	KC Wessels	32	9
	KE Dudgeon	146	9
	LA Dawes	319	9
17	JB Neill	95	8
	CM Ephraims	101	8
	GD Jennings	106	8
	BJ Irwin	234	8

TOP 20 ALL TIME MATCHES

	Player	Matches
1	MB Irwin	510
2	CF Kempnich	456
3	GC Brown	414
4	WG Chapman	390
5	RP Easton	373
6	DM Khan	330
7	KG Tuite	329
8	ML Shinnick	324
9	LA Dawes	319
10	MPW Jeh	297
11	ML Dudgeon	284
12	RG Perrett	283
13	JT Harten	280
14	KIR McKay	274
15	C Hoy	267
16	J Voll	264
17	PF Lynch	263
	JM Stoddart	263
19	CR Leggat	259
20	MG McFadden	257

MOST MATCHES IN EACH GRADE

Grade	Player	Matches
First Grade	JT (Jim) Harten	234
First Grade One Day	LA (Lee) Carseldine	73
First Grade T20	AJ (Andrew) Gode	70
Second Grade	RAJ (Richard) Anderson	142
Second Grade One Day	J (Jacques) Badenhorst	29
Second Grade T20	SS (Shane) Kabel	31
Third Grade	DM (David) Khan	175
Fourth Grade	JM (Jon) Stoddart	151
Fifth Grade	MG (Matt) McFadden	120
Sixth Grade	CF (Clinton) Kempnich	219
Sub Districts/Warehouse	KIR (Ken) McKay	273
Sub Districts One Day	JW (Josh) Durkin	20
Sub Districts T20 Competiton	CD (Callum) Atchison	14
Legends T20	OS (Owen) Glchrist	39
	CJ Chris Lanagan	39
Over 40 Grade	JM (Jon) Stoddart	73
Under 19 Grade (Men)	JE (John) Bourke	26
Under 18 Grade	DE (Don) Barber	43
Under 16/17 Grade	HD (Hugh) Weibgen	24
"Schoolboy" Grade	GR (Gary) Kruger	30
Women's First Grade	CR (Christina) Coulson	108
Women's Second Grade	CN (Christie) Lewis	87
Under 19 Grade (Women)	SU (Sianna) Ginger	5
Youth Girls (Paul Pink Shield)	BH (Billy) Ryan	12

ALL TIME RECORDS

FIRST GRADE BATTING - 1000 RUNS

	Player	Matches	Innings	Not Outs	100s	Best Score	Runs	Average	Cap No.
1	AB Henschell	213	225	40	11	218	7759	41.94	538
2	JT Harten	234	308	34	11	140	7452	27.20	311
3	LPD O'Connor	71	167	27	16	189	6073	43.38	156
4	GT Gray	171	212	29	6	128	5591	30.55	456
5	LA Carseldine	130	145	23	16	162*	5405	44.30	620
6	KE Dudgeon	146	177	30	9	128*	4933	33.56	483
7	AJ Gode	140	160	15	10	153	4705	32.45	667
8	RM Levy	49	117	11	14	243	4580	43.21	226
9	RP Easton	194	242	31	0	94	4568	21.65	391
10	AB Mossop	8	184	18	7	153	4391	26.45	230
11	LD Pfeffer	112	131	7	11	158	4306	34.73	680
12	RD Haupt	167	222	28	1	135	3963	20.43	299
13	NJ Kruger	86	103	8	9	206	3840	40.42	636
14	TG Irvine	114	136	18	3	170*	3686	31.24	629
15	ML Hayden	71	79	11	11	187	3685	54.19	591
16	KLM Mossop	72	213	37	1	113*	3601	20.46	208
17	CM Ephraims	96	110	8	6	145	3561	34.91	573
18	GM Egan	103	131	20	4	161*	3395	30.59	431
19	HT Pedrola	107	129	10	2	138	3040	25.55	614
20	BM Shinnick	105	122	10	5	202	2828	25.25	616
21	NJ King	95	114	10	1	105	2783	26.76	436
22	JM Walker	74	88	14	6	177	2745	37.09	569
23	JW McLaren	118	155	16	1	109*	2691	19.36	76
24	CF Morgan	74	104	7	3	258*	2674	27.57	9
25	WA Blackstock	97	137	13	1	101*	2568	20.71	3
26	PW Muspratt	113	125	18	1	113	2554	23.87	466
27	JH Beath	88	92	3	2	112	2502	28.11	695
28	ML Robins	62	86	5	1	127*	2469	30.48	405
29	DF Simpson	117	143	18	0	98	2454	19.63	314
30	GI Foley	76	89	9	5	146	2422	30.28	566
31	SW Ayres	102	121	6	0	81	2421	21.05	133
32	R Macdonald	46	57	18	6	200	2323	59.56	8
33	CBP McFarlane	4	112	22	0	98*	2302	25.58	180
34	SJ Fennelly	51	67	4	5	163	2157	34.24	115
35	SG Law	58	60	10	5	234*	2136	42.72	567
36	GJ Madders	117	115	18	0	94	2114	21.79	503
37	KC Wessels	32	31	7	9	192*	2100	87.50	545
38	AN Brown	54	58	3	4	169	2019	36.71	533
39	AA Lockhart-Krause	95	104	16	0	93	1950	22.16	668
40	DW Cottee	83	91	21	2	134*	1890	27.00	558
41	JD Wildermuth	68	67	7	2	153*	1853	30.88	690
42	TM Khan	105	99	28	1	110*	1810	25.49	506
43	WB Bruce	68	104	8	2	104	1803	18.78	74
44	MC Bragg	67	79	11	1	100	1707	25.10	655
45	HJ Haskings	15	97	9	3	120*	1695	19.26	291
46	AA Atkins	51	68	4	2	144	1640	25.63	55
47	BN Quinn	67	72	6	3	121	1581	23.95	539
48	BRD O'Connor	0	112	10	1	105	1565	15.34	231
49	RW Eve	61	94	3	1	111	1557	17.11	67
50	HL Fossey	0	96	21	1	107	1526	20.35	258
51	KG Kersnovske	87	100	23	0	74*	1513	19.65	613
52	PW Anderson	47	49	5	1	112	1473	33.48	559
53	JF Welsh	63	71	6	1	101	1469	22.60	532
54	AK Dudgeon	66	73	7	0	86	1414	21.42	623
55	JM Dascombe	72	73	18	3	127	1373	24.96	702
56	AR Border	31	26	3	3	150	1351	58.74	544
57	JG Collings	84	95	15	0	89	1300	16.25	415
58	ON Lynch	47	48	6	1	100*	1283	30.55	716
59	FM Francke	150	120	28	0	66*	1255	13.64	485
60	BL Webb	0	32	9	2	150*	1251	54.39	274
61	BR Jennings	72	83	12	0	72	1248	17.58	484
62	BD Evans	47	55	6	1	125*	1231	25.12	650
63	A Hurwood	58	94	17	1	109	1230	15.97	176
64	DR Turner	137	120	24	0	56*	1228	12.79	612
65	CW Vizer	57	75	5	0	59	1213	17.33	402
66	SS Kabel	62	65	11	0	86	1176	21.78	678
67	NJ Wyeth	8	84	17	1	62*	1174	17.52	261

FIRST GRADE BATTING - 1000 RUNS (continued)

	Player	Matches	Innings	Not Outs	100s	Best Score	Runs	Average	Cap No.
68	AJ Brown	50	60	6	1	119	1142	21.15	465
	CS Lane	85	91	17	0	60	1142	15.43	584
70	RF Whiting	62	64	10	0	93	1141	21.13	367
71	GK Moore	158	123	53	0	78	1132	16.17	505
72	JS Neill	53	53	11	1	150	1100	26.19	738
73	JT Spargo	42	51	7	3	108*	1099	24.98	687
74	NG Stevens	39	39	2	2	157	1093	29.54	720
75	WF Kenny	66	78	12	1	83	1052	15.94	6
76	DW Reeves	47	51	6	1	105*	1032	22.93	607
77	AN Bolton	50	66	1	0	74	1015	15.62	136

FIRST GRADE BOWLING - 100 WICKETS

	Player	Matches	Overs	Maidens	Runs	Wickets	Average	Cap No.
1	JW McLaren	118	949	157	4098	469	8.74	76
2	SW Ayres	102	280	17	5304	404	13.13	133
3	FM Francke	150	2471	441	7910	388	20.39	485
4	AB Henschell	213	3348	898	9479	357	26.55	538
5	DR Turner	137	2488.1	628	7285	355	20.52	612
6	A Hurwood	58	1403	195	4625	329	14.06	176
7	CJ Cooke	145	2054	384	6748	328	20.57	495
8	T Byrne	62	852	92	3699	283	13.07	42
9	GK Moore	158	2619	592	7769	276	28.15	505
10	FA Vidler	123	1358	190	5028	273	18.42	386
11	AJ Gode	140	2466.3	653	7144	269	26.56	667
12	JH Dawes	76	1491.3	378	3921	257	15.26	628
13	BRD O'Connor	0	1399	145	4882	250	19.53	231
14	KLM Mossop	72	1349	117	5461	241	22.66	208
15	GD Trivett	107	1284	168	4673	232	20.14	502
16	OA Davenport	64	262	24	2358	189	12.48	105
17	CW Sim	60	504	46	2360	187	12.62	175
18	IJ Hansen	85	1467	350	4535	186	24.38	598
19	MJ Petrie	75	1340.2	352	3466	176	19.69	666
20	PW Muspratt	113	947	147	3373	166	20.32	466
21	GM Egan	103	748	117	2955	160	18.47	431
22	LW Feldman	64	989.1	292	2625	156	16.83	679
23	LPD O'Connor	71	672	80	2583	155	16.66	156
24	NJ Wyeth	8	1026	88	3613	147	24.58	261
25	RD Haupt	167	753	48	3635	146	24.90	299
26	WF Kenny	66	514	19	2869	145	19.79	6
27	JG Collings	84	606	37	3045	141	21.60	415
28	CJ Lanagan	78	1241.1	294	3748	138	27.16	621
29	WB Bruce	68	461	26	2093	132	15.86	74
	PT McPhee	51	1112	240	3661	132	27.73	554
31	DW Cottee	83	1277	346	3633	129	28.16	558
32	DJ Marriott	69	1069.2	277	3410	128	26.64	653
33	NT McMahon	70	727	97	2485	119	20.88	362
	LN Quelch	47	499	51	2337	119	19.64	364
35	KE Dudgeon	146	779	151	2425	118	20.55	483
36	G Cuffe	46	375	36	1457	115	12.67	19
37	JM Dascombe	72	1041.3	217	3694	114	32.40	702
	SD Powell	60	1124.1	274	3455	114	30.31	662
39	JT Harten	234	612	113	2044	112	18.25	311
40	CS Lane	85	655	115	2193	110	19.94	465
41	LA Carseldine	130	934	266	2380	107	22.24	620
42	V Macdonald	51	335	2	1685	106	15.90	25
	FF Manson	56	530	75	1989	106	18.76	406
44	DF Simpson	117	411	10	2606	102	25.55	314
45	PJ Carew	43	919	197	2808	101	27.80	568
46	CR Leggat	63	649	100	2661	100	26.61	435

FIRST GRADE FIELDING – 50 DISMISSALS

	Player	Matches	Catches	Stumpings	Total
1	BM Shinnick	105	198	13	211
2	GJ Madders	117	165	43	208
3	LPD O'Connor	71	142	55	197
4	LD Pfeffer	112	168	15	183
5	AB Henschell	213	146	0	146
6	MC Bragg	67	113	7	120
7	KE Dudgeon	146	112	0	112
8	JT Harten	234	108	1	109
9	AJ Gode	140	105	0	105
10	WG Chapman	56	90	12	102
11	RF Whiting	62	59	38	97
12	LA Carseldine	130	82	0	82
	PJ Drinnen	41	70	12	82
	PW Anderson	47	76	6	82
15	RP Easton	194	81	0	81
	KLM Mossop	72	81	0	81
17	TG Irvine	114	80	0	80
18	HT Pedrola	107	75	0	75
	DR Waddell	55	60	15	75
20	RD Haupt	167	72	0	72
21	CM Ephraims	96	70	0	70
22	IHW Schwenke	0	41	27	68
	AA Lockhart-Krause	95	67	1	68
24	RM Levy	49	58	5	63
25	GK Moore	158	62	0	62
26	LJ Drennan	30	57	2	59
27	AN Bolton	50	28	29	57
28	SW Ayres	102	55	0	55
	GT Gray	171	55	0	55
	TM Khan	105	55	0	55
31	NJ King	95	53	0	53
	A Hurwood	58	53	0	53
33	KG Kersnovske	87	52	0	52
	AB Mossop	8	52	0	52
	JW McLaren	118	52	0	52
	PJ Nicholson	27	49	3	52
37	PW Muspratt	113	51	0	51



Jack Wildermuth celebrates another century.

FIRST GRADE CAPTAINS (Premiership Matches)

Captain	Seasons
JM Blackstock	1897-98
R Macdonald	1898-99 to ?
CF Morgan	1901-02 to 1903-04
AA Atkins	1905-06, 1907-08 (Shared)
WB Bruce	1906-07, 1907-08(Shared)
T Byrne	1909-10
JW McLaren	1912-13 to 1919-20
SW Ayers	1921-22 to 1923-24
LPD O'Connor	1924-25 to 1934-35
KLM Mossop	1935-36 to 1941-42; 1945-46 (Shared 3); 1946-47 to 1948-49; 1949-50 (Shared); 1951-52
VF Thomas	1942-43
R Roberts	1943-44 (Shared)
HJ Haskings	1943-44 (Shared); 1944-45; 1945-46 (Shared)
HL Mossop	1945-46 (Shared)
JT Harten	1949-50 (Shared); 1950-51; 1955-56 (Shared); 1958-59 to 1962-63
RD Haupt	1952-53 to 1954-55
ML Robins	1955-56 (Shared) 1956-57; 1957-58
RP Easton	1963-64 to 1966-67
NJ King	1967-68 to 1969-70
PW Muspratt	1970-71 to 1973-74
KE Dudgeon	1974-75 (Shared); 1975-76 to 1980-81
GD Trivett	1974-75 (Shared)
GJ Madders	1981-82; 1982-83 (Shared 6)
KC Wessels	1982-83 (Shared 7)
WG Chapman	1982-83 (Shared 1)
AR Border	1983-84 (Shared 3)
TM Khan	1983-84 (Shared 9); 1984-85 to 1986-87
AB Henschell	1987-88 (Shared); 1988-89 to 1990-91 1991-92 (Shared 2); 1994-95 to 1995-96
JM Walker	1990-91 (Shared 2)
GI Foley	1991-92
CM Ephraims	1987-88 (Shared); 1992-93 to 1993-94; 1996-97 to 1997-98
SG Law	1994-95 (Shared 3)
LA Carseldine	1996-97 (Shared 1); 1998-99 (Shared 2), 2000-01 to 2001-02
KG Kersnovske	1998-99 (Shared 2); 1999-00
IJ Hansen	1998-99 (Shared 7)
BM Shinnick	2000-01 (Shared 2); 2002-03 (Shared 3)
JH Dawes	2000-01 (Shared 1); 2002-03
GC Brown	2001-02 (Shared 1)
NJ Kruger	2002-03 (Shared 1); 2005-06 (Shared 1); 2006-07 (Shared 1); 2007-08; 2008-09 (Shared)
JB Neill	2003-04
HTPedrola	2004-05 to 2006-07; 2011-12 (Shared 7)
SD Powell	2008-09 (Shared)
MC Bragg	2008-09 (Shared); 2009-10 (Shared)
AJ Gode	2009-10 (Shared); 2012-13 to 2020-21
MJ Petrie	2010-11 (BD Schuhmacher: 2 matches)
JW Rogers	2011-12 (Shared 4)
AA Lockhart-Krause	2014-15 (Shared 3)
JP (Josh) Neill	2021-22 (Shared)
JH (Jack) Beath	2021-22 (Shared)

FIRST GRADE ONE DAY GAME RECORDS

1000 RUNS

	Player	Matches	Innings	Not Outs	100s	Best Score	Runs	Average
1	LA Carseldine	73	70	7	3	130	2358	37.43
2	ML Hayden	41	41	4	4	167	1899	51.32
3	AJ Gode	54	53	6	4	139*	1818	38.68
4	AB Henschell	58	48	12	3	113*	1524	42.33
5	CM Ephraims	58	54	8	1	128*	1473	32.02
6	LD Pfeffer	37	37	3	4	216	1410	41.47
7	HT Pedrola	51	50	4	0	80	1263	27.46
8	TG Irvine	56	53	9	2	114*	1253	28.48
9	NJ Kruger	39	39	0	0	96	1116	28.62
10	SG Law	37	36	4	0	93*	1108	34.63
11	GC Brown	48	46	1	2	120	1030	22.89

40 WICKETS

	Player	Matches	Overs	Maidens	Runs	Wickets	Average
1	DR Turner	61	510	83	1801	100	18.01
2	CJ Lanagan	43	384	62	1343	72	18.65
3	AJ Gode	54	404	25	1850	70	26.43
4	JH Dawes	39	336	68	904	68	13.29
5	MPW Jeh	46	354	50	1253	53	23.64
6	LA Carseldine	73	268.2	31	1022	47	21.74
7	DW Cottee	38	300	38	1118	46	24.30
8	PT McPhee	23	203	11	805	45	17.89
9	JG Dellit	40	244	14	1099	44	24.98
10	AB Henschell	58	354	54	1287	43	29.93
	MJ Petrie	25	206.4	26	748	43	17.40
12	HT Pedrola	51	261.4	22	1048	41	25.56

30 DISMISSALS

	Player	Matches	Catches	Stumpings	Total
1	BM Shinnick	57	82	10	92
2	LD Pfeffer	37	43	6	49
3	PJ Drinnen	18	33	6	39
	AB Henschell	58	39	0	39
5	LA Carseldine	73	36	0	36
6	CM Ephraims	58	35	0	35



Chris Raimondi after presenting Flynn Thomasson with his First Grade cap.

FIRST GRADE ONE DAY GAME RECORDS (continued)

CENTURIES

Player	Score	Season	Opposition	Ground
AR Border	107	1983/84	Sandgate - Redcliffe	unknown
	116	1992/93	Redlands	unknown
GC Brown	118	1987/88	Toombul	Peter Easton Oval
	120	1993/94	Northern Suburbs	Peter Easton Oval
LA Carseldine	116	2001/02	Toombul	unknown
	130	2002/03	Beenleigh/Logan	Peter Easton Oval
	111	2003/04	unknown	unknown
LR Dalton	147	2000/01	Beenleigh/Logan	Peter Easton Oval
CM Ephraims	128*	1987/88	unknown	unknown
AJ Gode	101	2012/13	Redlands	Peter Easton Oval
	111	2014/15	Western Suburbs	Graceville #1
	125	2016/17	Sandgate - Redcliffe	Trevor Hohns Oval
	139*	2017/18	Ipswich-Logan	Peter Easton Oval
ML Hayden	113	1989/90	University of Queensland	unknown
	100	1989/90	Unknown	unknown
	137	1996/97	University of Queensland	unknown
	167	2003/04	Toombul	Ken Mackay Oval
AB Henschell	106*	1983/84	Toombul	Peter Easton Oval
	112*	1992/93	unknown	unknown
	113*	1993/94	University of Queensland	unknown
TG Irvine	101*	1997/98	Western Suburbs	unknown
	114*	2001/02	Toombul	unknown
UT Khawaja	162	2017/18	Wynnum/Manly	Peter Easton Oval
	124*	2020/21	Sandgate – Redcliffe	Trevor Hohns Oval
	117*	2021/22	Sunshine Coast	Peter Easton Oval
LD Pfeffer	105	2017/18	Gold Coast	Peter Easton Oval
	119*	2019/20	Gold Coast	Peter Easton Oval
	216	2020/21	Wynnum/Manly	Albury Oval
	142	2020/21	Redlands	Peter Easton Oval
B Schuhmacher	111*	2010/11	Redlands	Peter Burge Oval
JT Spargo	110	2010/11	Wynnum/Manly	Peter Easton Oval
JT Spargo	101	2011/12	Beenleigh/Logan	Peter Easton Oval
JM Walker	109	1987/88	University of Queensland	unknown
KC Wessels	137	1983/84	Toombul	Peter Easton Oval
JD Wildermuth	119	2016/17	University of Queensland	WEP Harris Oval
	113	2021/22	Redlands	Peter Burge Oval
	102*	2021/22	University of Queensland	Peter Easton Oval

5 WICKETS IN AN INNINGS

Player	Figures	Date	Opposition	Ground
MJ Petrie	6-8	7-Jan-12	Sandgate - Redcliffe	Peter Easton Oval
CL Knight	6-31	7-Sep-19	Redlands	Peter Burge Oval
DR Turner	5-9	1-Nov-97	unknown	unknown
DW Cottee	5-14	1-Nov-92	unknown	unknown
IC Thompson	5-17	1-Nov-02	unknown	unknown
CJ Lanagan	5-21	1-Nov-96	Central Queensland	Maryborough
CJ Lanagan	5-28	1-Nov-98	Western Downs	Dalby
DW Cottee	5-32	1-Nov-89	unknown	unknown
AJ Gode	5-35	21-Dec-13	Sunshine Coast	John Blanck Oval
PT McPhee	5-40	1-Nov-87	unknown	unknown
DK Hines	5-47	1-Nov-92	unknown	unknown
MJ Petrie	5-59	7-Oct-12	Redlands	Peter Easton Oval
SD Powell	5-59	26-Oct-08	Sunshine Coast	Brisbane Grammar Grounds

FIRST GRADE TWENTY 20 GAME RECORDS

200 RUNS

	Player	Matches	Innings	Not Outs	100s	Best Score	Runs	Average
1	AJ Gode	70	69	5	3	179	2028	31.69
2	LD Pfeffer	49	49	4	1	105	1310	29.11
3	JH Beath	34	34	3	1	103*	780	25.16
4	JT Spargo	26	25	1	0	66	576	24.00
5	JD Wildermuth	23	22	3	0	85	571	30.05
6	LA Carseldine	18	18	4	0	86	498	35.57
7	AA Lockhart-Krause	43	37	8	0	48*	420	14.48
8	ON Lynch	21	19	7	0	44	296	24.67
9	SS Kabel	25	22	8	0	31	273	19.50
10	JM Dascombe	28	24	5	0	40	269	14.16
11	DP McLachlan	26	19	6	0	31	230	17.69
12	JS Neill	19	13	3	0	56	228	22.80

15 WICKETS

	Player	Matches	Overs	Maidens	Runs	Wickets	Average
1	AJ Gode	70	228	1	1603	57	28.12
2	JM Dascombe	28	99.4	1	754	35	21.54
3	LW Feldman	29	104.3	1	624	34	18.35
4	MJ Petrie	27	95.4	0	601	26	23.12
5	Z Jeh	17	53	0	388	20	19.40
	CL Knight	21	64.2	0	554	20	27.70
	SD Powell	18	56.1	0	485	20	24.25
8	LA Carseldine	18	55	0	370	18	20.56
9	GH Dockrell	10	38.5	1	301	15	20.07
	JD Wildermuth	23	63	1	427	15	28.47

10 DISMISSALS

	Player	Matches	Catches	Stumpings	Dismissals
1	LD Pfeffer	49	23	8	31
2	AJ Gode	70	24	0	24
3	JH Beath	34	19	0	19
4	LJ Drennan	18	13	3	16
5	DP McLachlan	26	15	0	15
6	AA Lockhart-Krause	43	11	2	13
7	ON Lynch	21	11	0	11
	MC Bragg	10	9	2	11
9	SS Kabel	25	10	0	10

SECOND GRADE TWO DAY BATTING - 1000 RUNS

	Player	Matches	Innings	Not Outs	100s	Best Score	Runs	Average
1	GC Brown	141	180	7	6	145	5090	29.42
2	AK Dudgeon	119	149	14	6	182	3781	28.01
3	AJ Brown	123	149	10	2	132	3600	25.90
4	RP Easton	104	117	11	3	195	3083	29.08
5	AR Forbes	126	142	15	1	118*	2897	22.81
6	BC Marrinan	117	127	16	3	121*	2804	25.26
7	MPW Jeh	123	135	25	2	130	2527	22.97
8	FA Short	0	103	6	3	148	2249	23.19
9	DW Picking	7	93	8	0	92*	2146	25.25
10	J Badendorst	97	99	19	4	146	2143	26.79
11	WC Iszlaub	73	77	12	1	101	2120	32.62
12	OS Gilchrist	43	62	5	4	176	2042	35.82
13	JG Dellit	57	75	6	3	129	2006	29.07
14	WG Chapman	93	103	12	1	120*	1983	21.79
15	WE Nolan	118	148	23	0	92	1953	15.62
16	AA Lockhart-Krause	59	73	8	1	107*	1866	28.71
17	AG Haupt	100	138	15	0	80	1819	14.79
18	JD Nothdurft	64	77	11	1	141	1808	27.39
19	JF Welsh	40	50	7	3	109	1729	40.21
20	NJ King	57	71	12	1	104*	1685	28.56
21	JT Harten	40	48	8	4	204*	1651	41.28
22	GB Acton	58	69	9	1	169*	1643	27.38
23	TGM Baines	70	84	9	1	140	1641	21.88
24	COM Farrell	61	71	15	2	113	1608	28.71
25	C Hoy	85	112	11	0	68	1599	15.83
26	KJ Logan	100	99	14	2	113	1583	18.62
27	BR Jennings	57	72	10	1	100	1531	24.69
28	SS Kabel	58	68	7	1	150*	1525	25.00
29	CF Moncada	46	60	10	1	105	1524	30.48
30	GD Harvey	54	58	7	1	104	1519	29.78
31	PD Whybird	41	53	9	3	137	1479	33.61
32	LT Bell	72	82	11	0	74	1454	20.48
33	RG Perrett	105	91	26	0	94	1439	22.14
34	MJE Wing	53	68	8	1	119	1425	23.75
35	CR Richards	103	127	15	0	55	1403	12.53
36	RD Haupt	51	72	8	2	151	1402	21.91
37	BJ Adams	52	61	9	1	141	1395	26.83
38	BD Evans	33	42	3	2	105	1362	34.92
	DJ Graham	71	100	4	0	57	1362	14.19
40	MA Wise	44	51	3	2	120	1358	28.29
41	MJ Toolis	56	63	5	1	130	1354	23.34
42	JS Scott	6	96	9	1	134	1350	15.52
43	KL Biggs	45	56	6	0	83*	1334	26.68
44	FA Vidler	82	98	17	0	74	1316	16.25
45	VR Gray	0	161	29	0	39	1310	9.92
46	DM Khan	73	80	9	1	107	1306	18.39
47	DJ Magee	31	39	6	3	142*	1274	38.61
48	PD West	37	49	9	1	100	1261	31.53
49	LR Stutter	38	43	1	1	136	1247	29.69
50	MP Kling	52	68	7	0	80	1243	20.38
51	BD McLachlan	51	53	4	0	81	1234	25.18
52	RF Shaw	42	46	1	2	113*	1195	26.56
53	VR Hodge	0	60	7	2	109*	1162	21.92
54	PL Cramb	42	65	6	0	77	1153	19.54
55	TH Nash	103	109	17	0	79*	1149	12.49
56	GW Toshach	24	31	1	5	139	1143	38.10
57	MJ Nicol	30	41	3	3	128*	1122	29.53
58	AJ Lynch	0	107	6	0	58	1115	11.04
59	GN Robins	42	46	6	2	131*	1097	27.43
60	DR Waddell	56	69	5	0	95	1075	16.80
61	OG West	26	35	5	1	100	1047	34.90
62	KLM Harvey	24	30	3	1	124	1041	38.56
63	CS Lane	34	38	6	2	122	1028	32.13
64	TC Scott	36	50	1	1	109	1015	20.71
65	BA Morgan	30	36	1	2	166	1012	28.91
66	EJ Clegg	0	73	4	1	134*	1007	14.59
67	CT Vinson	0	26	2	4	130	1000	41.67

SECOND GRADE TWO DAY BOWLING - 100 WICKETS

	Player	Matches	Overs	Maidens	Runs	Wickets	Average
1	RAJ Anderson	142	2630	708	6927	346	20.02
2	TH Nash	103	1372	242	3950	271	14.58
3	RG Perrett	105	1839	460	5103	257	19.86
4	MPW Jeh	123	2051	584	5262	235	22.39
5	VR Gray	0	1119	160	3733	233	16.02
6	WE Nolan	118	1008	130	3553	205	17.33
7	GK Moore	77	1082	190	3415	203	16.82
8	JT Corrigan	0	639	1	1831	200	9.16
9	WB Hill	0	739	0	1893	170	11.14
	FA Short	0	638	70	2608	170	15.34
11	AR Forbes	126	1382	263	4681	168	27.86
12	J Badenhorst	97	1170.3	239	3419	165	20.72
13	EJ Clegg	0	540	56	2122	159	13.35
14	WC Iszlaub	73	1395	270	4462	158	28.24
15	FA Vidler	82	677	95	2444	157	15.57
16	CR Leggat	78	997	154	3540	152	23.29
17	C Hoy	85	536	75	1885	132	14.28
18	NT McMahan	47	486	62	1693	126	13.44
19	KJ Logan	100	720	120	2359	124	19.02
20	CS Lane	34	530	125	1460	119	12.27
21	ST Janes	49	950	223	2831	116	24.41
	RV Towner	40	588	83	2083	116	17.96
23	SS Kabel	58	827.1	221	2107	110	19.15
24	CJ Lanagan	31	707	177	1839	108	17.03
25	JG Dellit	57	890.3	263	2417	107	22.59
26	COM Farrell	61	906.3	223	2375	105	22.62
27	A Hendy	0	391	0	1135	101	11.24

SECOND GRADE TWO DAY - 50 DISMISSALS

	Player	Matches	Catches	Stumpings	Total
1	AA Lockhart-Krause	59	92	10	102
2	BC Marrinan	117	91	6	97
3	TGM Baines	70	90	6	96
	WG Chapman	93	86	10	96
5	PJ Irving	34	84	10	94
6	DR Waddell	56	65	9	74
7	GC Brown	141	71	1	72
8	DP McLachlan	38	67	3	70
	TR Mitchell	38	60	10	70
10	AD Moore	33	67	2	69
	AK Dudgeon	119	69	0	69
12	MPW Jeh	123	63	0	63
13	AR Forbes	126	55	0	55
14	RAJ Anderson	142	52	0	52
	GN Power	28	49	3	52
16	UD Thorne	21	42	9	51
17	AJ Brown	123	50	0	50

SECOND GRADE ONE DAY - 300 RUNS

	Player	Matches	Innings	Not Outs	100s	Best Score	Runs	Average
1	SS Kabel	20	19	0	1	135	631	33.21
2	J Badenhorst	29	28	2	0	65	531	20.42
3	JS Neill	12	11	0	0	82	389	35.36
4	CG McElligott	9	9	1	1	105	354	44.25
5	BD McLachlan	20	18	4	0	74	351	25.07
6	MJ Toolis	18	18	0	1	116	347	19.28
7	J Knight	17	15	1	0	81	337	24.07
8	MJE Wing	18	18	2	0	44	304	19.00

SECOND GRADE ONE DAY - 15 WICKETS

	Player	Matches	Overs	Maidens	Runs	Wickets	Average
1	J Badenhorst	29	213.2	16	1038	41	25.32
2	SS Kabel	20	160.3	12	712	23	30.96
3	BD McLachlan	20	133	9	583	22	26.50
4	SA Asnicar	10	79.3	1	370	21	17.62
5	DM Whyte	11	95.2	4	423	19	22.26
6	CL Knight	8	68.2	6	305	16	19.06

SECOND GRADE ONE DAY - 10 DISMISSALS

	Player	Matches	Catches	Stumpings	Total
1	J Badenhorst	29	16	0	16
2	CD Murphy	9	12	1	13
3	DP McLachlan	13	8	4	12
4	MG Shallcross	7	10	0	10

SECOND GRADE TWENTY 20 - 250 RUNS

	Player	Matches	Innings	Not Outs	100s	Best Score	Runs	Average
1	SS Kabel	31	30	2	0	66	649	23.18
2	MJ Toolis	25	23	3	0	67	413	20.65
3	J Badenhorst	30	27	0	0	44	353	13.07
4	MJE Wing	23	21	2	0	52	330	17.37
5	GC Brown	5	5	1	1	120*	308	77.00
6	BD McLachlan	21	18	2	0	52	269	16.81
7	J Knight	18	18	1	0	36	255	15.00
8	AA Lockhart-Krause	10	10	2	0	67*	254	31.75

SECOND GRADE TWENTY 20 - 15 WICKETS

	Player	Matches	Overs	Maidens	Runs	Wickets	Average
1	J Badenhorst	30	83.5	0	567	33	17.18
2	SS Kabel	31	100	0	733	33	22.21
3	BD McLachlan	21	67.1	3	414	21	19.71
4	WJ Kruip	8	31.2	0	166	16	10.38

SECOND GRADE TWENTY 20 - 10 DISMISSALS

	Player	Matches	Catches	Stumpings	Total
1	SS Kabel	31	16	0	16
2	BD McLachlan	21	14	0	14
3	ON Lynch	14	13	0	13
4	CD Murphy	10	10	1	11
5	DP McLachlan	6	7	3	10

THIRD GRADE BATTING – 1000 RUNS

	Player	Matches	Innings	Not Outs	100s	Best Score	Runs	Average
1	GC Brown	133	151	8	8	164	5138	35.93
2	DM Khan	175	180	22	5	142	4625	29.27
3	WG Chapman	113	135	17	5	207*	3962	33.58
4	LS Jones	170	266	11	0	73	3842	15.07
5	GW Mitchell	121	138	13	1	113*	2608	20.86
6	BR Jennings	76	86	13	4	151*	2384	32.66
7	MJ Weir	69	94	11	2	112*	2052	24.72
8	VF Thomas	0	92	5	2	114*	2025	23.28
9	AJ Brown	69	78	6	1	122	1926	26.75
10	JL Harten	87	119	7	0	90	1908	17.04
11	RF Shaw	51	61	6	2	180	1837	33.40
12	SD Grummitt	72	63	12	4	147	1823	35.75
13	SA Martin	31	38	5	3	133	1592	48.24
14	DK Hickey	78	82	15	1	100	1550	23.13
15	IA Noon	78	108	12	0	73	1546	16.10
16	MPW Jeh	89	92	19	1	100	1494	20.47
17	WE Nolan	69	96	11	0	92	1467	17.26
18	C Hoy	74	101	24	0	69	1440	18.70
19	SR Lawler	119	107	27	0	79	1359	16.99
20	JM Stoddart	62	78	11	0	68	1336	19.94
21	TR Mitchell	69	78	10	0	75	1333	19.60
22	JR Jeha	55	54	8	1	103*	1320	28.70
23	AK Dudgeon	32	34	3	4	136	1315	42.42
24	LA Dawes	53	56	6	2	119	1286	25.72
25	TC Scott	42	50	4	0	99	1250	27.17
26	ASM Tacey	38	46	4	1	126*	1226	29.19
27	MJ Law	54	69	6	1	103	1225	19.44
28	BRJA Donker	59	68	5	1	102	1203	19.10
	KJ Easton	70	84	17	0	58	1203	17.96
30	MKW Holmberg	46	47	3	1	109	1128	25.64
31	BC Marrinan	28	37	4	1	112	1127	34.15
	CA Proudlove	63	59	7	0	87	1127	21.67
33	DJ Graham	51	69	8	0	79*	1099	18.02
34	J Badenhorst	41	38	5	0	99	1082	32.79
35	S Meredith	28	35	5	1	133	1076	35.87
36	SR Muspratt	41	52	12	0	81*	1069	26.73
37	AV Landry	0	38	4	2	113	1068	31.41
38	GF Martin	41	55	4	0	67*	1067	20.92
39	WJ Bramley	40	48	7	1	116	1057	25.78
40	TR Bant	28	37	4	1	104*	1033	31.30
41	DGM Murphy	40	59	2	0	85	1026	18.00
42	CR Leggat	59	70	8	1	103*	1020	16.45
43	G Waters	31	40	2	1	126	1009	26.55
44	TL Dodson	31	33	7	2	179*	1005	38.65

THIRD GRADE BOWLING - 100 WICKETS

	Player	Matches	Overs	Maidens	Runs	Wickets	Average
1	LS Jones	170	1336	120	5210	369	14.12
2	DW Langdon	66	971	181	3020	228	13.25
3	TM Cramb	89	935.1	137	3374	182	18.54
4	SR Lawler	119	1400	242	4596	176	26.11
5	MPW Jeh	89	1359.5	404	3433	172	19.96
6	GE Baldwin	78	575	37	2436	161	15.13
7	WE Nolan	69	666	86	2537	149	17.03
8	ST Barnard	54	1030	196	3223	143	22.54
9	G Blazak	49	619	116	1940	140	13.86
10	MT Stubbings	74	753.2	165	2462	133	18.51
11	CP Hutton	51	760.4	183	2086	131	15.92
12	DK Hickey	78	923	272	2345	127	18.46
13	VF Thomas	0	423	40	1807	121	14.93
14	ST Janes	45	893	287	2178	115	18.94
15	CR Leggat	59	478	78	1588	111	14.31
	CA Proudlove	63	704.1	150	2026	111	18.25
17	AC Petrie	37	434	62	1583	100	15.83

THIRD GRADE FIELDING - 50 DISMISSALS

	Player	Matches	Catches	Stumpings	Total
1	TR Mitchell	69	96	16	112
2	RA Cowles	86	102	8	110
3	DM Khan	175	101	0	101
4	JL Harten	87	89	3	92
5	SL Manteit	56	83	8	91
6	GC Brown	133	86	0	86
7	WG Chapman	113	82	3	85
8	GW Mitchell	121	81	1	82
9	A Marrinan	32	63	8	71
10	LS Jones	170	57	3	60
11	AJ Imrie	43	55	4	59
12	MB Lees	32	47	9	56
13	SR Lawler	119	54	0	54
	RF Shaw	51	53	1	54
15	JL Hughes	22	47	3	50

FOURTH GRADE BATTING - 1000 RUNS

	Player	Matches	Innings	Not Outs	100s	Best Score	Runs	Average
1	ML Dudgeon	134	171	11	0	93	4287	26.79
2	JM Stoddart	151	176	24	1	108*	4035	26.55
3	LA Dawes	81	91	12	4	146*	3105	39.30
4	BJ Boyd	69	82	12	5	142	2596	37.09
5	BRJA Donker	132	131	14	3	138	2546	21.76
6	MT Blackman	75	83	11	1	101	2189	30.40
7	IM Board	86	117	15	0	89	2083	20.42
8	PG Halpin	76	100	8	1	130	2072	22.52
9	TA Kimball	82	105	7	0	82*	2027	20.68
10	BJ Irwin	77	88	2	1	102*	2007	23.34
11	JS Scott	81	125	14	0	83	1918	17.28
12	MJ Law	77	109	10	0	95	1896	19.15
13	MT Jones	109	104	25	0	94	1836	23.24
14	D Toye	53	70	7	6	160*	1832	29.08
15	K Hegerty	90	117	18	0	95	1785	18.03
16	PD Sherman	62	76	8	2	150	1646	24.21
17	DW Reeves	55	63	11	1	135	1597	30.71
18	AWC Thompson	48	50	3	2	130	1584	33.70
19	WG Chapman	56	60	13	1	106	1563	33.26
20	LB Hutley	77	83	17	0	98	1525	23.11
21	AR Anderson	42	57	6	3	111	1452	28.47
22	JR Jeha	56	66	11	1	140*	1426	25.93
23	NJ Ryall	55	55	4	2	109*	1412	27.69
24	GD Jennings	44	56	8	2	156	1362	28.38
25	SA Toon	59	69	8	0	86	1328	21.77
26	C Hoy	86	99	18	0	71	1310	16.17
27	PJE Nicholson	35	39	3	2	129*	1176	32.67
28	DS Skirving	60	64	11	1	111	1124	21.21
29	GE Baldwin	48	77	2	0	53	1110	14.80
30	CR Leggat	56	65	6	0	87	1080	18.31
31	ML Shinnick	59	67	5	0	99	1077	17.37
32	DM Khan	43	44	3	1	126	1074	26.20
33	MKW Holmberg	25	34	4	3	158	1052	35.07
34	M Gavril	28	42	6	1	101*	1050	29.17
35	L Nikolovski	38	47	4	0	93	1044	24.28
36	CF Kempnich	146	132	41	0	56*	1043	11.46
37	JL Harten	39	58	4	0	82	1009	18.69

FOURTH GRADE BOWLING - 100 WICKETS

	Player	Matches	Overs	Maidens	Runs	Wickets	Average
1	CF Kempnich	146	1808	487	4651	277	16.79
2	EL Hoare	57	842	143	2720	223	12.20
3	MJ Tucker	81	1163	302	2906	216	13.45
4	K Hegerty	90	715	121	2598	161	16.14
5	SC Barlow	36	783	199	2038	138	14.77
6	BJ Boyd	69	687.1	159	1791	136	13.17
7	MB Irwin	68	839	202	2226	124	17.95
	KR Rogers	69	818	153	2302	124	18.56
9	RG Perrett	45	796	207	2033	115	17.68
10	CR Leggat	56	536	103	1603	114	14.06
11	AL Duncan	25	332	75	927	107	8.66
	GN Fitzpatrick	66	429	71	1381	107	12.91
	WE Nolan	42	450	51	1734	107	16.21
14	FM Francke	33	656	158	1631	105	15.53
	DS Skirving	60	635	137	1786	105	17.01
16	GE Baldwin	48	339	24	1598	104	15.37
	MT Blackman	75	603.1	120	1609	104	15.47
18	FJ Oberthur	47	336	24	1462	103	14.19
19	AC Petrie	19	295	37	1144	102	11.22
	R Squire	32	401	84	1160	102	11.37
21	G Crispe	14	284	49	888	100	8.88

FOURTH GRADE FIELDING - 50 DISMISSALS

	Player	Matches	Catches	Stumpings	Total
1	MT Jones	109	150	26	176
2	ML Dudgeon	134	119	0	119
3	RA Cowles	65	80	29	109
4	BRJA Donker	132	103	0	103
5	PN Crouch	56	88	5	93
6	ML Shinnick	59	72	5	77
7	JM Stoddart	151	73	0	73
8	IC Vallely	38	63	8	71
9	KR Rogers	69	57	0	57
	LA Dawes	81	57	0	57
	K Hegerty	90	57	0	57
12	JS Scott	81	41	11	52
13	CF Kempnich	146	51	0	51

FIFTH GRADE BATTING - 1000 RUNS

	Player	Matches	Innings	Not Outs	100s	Best Score	Runs	Average
1	BJ Irwin	115	155	9	7	178	4555	31.20
2	RP Kay	83	96	4	3	126	2704	29.39
3	MG McFadden	120	135	18	4	155	2643	22.59
4	KR Rogers	98	107	22	3	139	2613	30.74
5	SA Toon	71	82	8	2	129	2261	30.55
6	CM Skinner	109	113	7	2	113	2220	20.94
7	WR Hamburger	57	67	13	4	138*	1958	36.26
8	MB Irwin	74	76	8	3	127	1921	28.25
9	MT Blackman	62	65	11	3	141*	1781	32.98
10	GF Martin	70	87	11	3	116	1640	21.58
11	BJ Carroll	104	95	27	0	96	1466	21.56
12	J Voll	108	103	19	1	146	1460	17.38
13	LA Dawes	35	42	7	2	123	1378	39.37
14	GD Jennings	33	41	6	4	228*	1362	38.91
15	SE Rankine	51	60	9	1	112	1271	24.92
16	JD O'Connor	45	52	3	1	100	1194	24.37
17	CF Kempnich	76	87	13	0	89	1146	15.49
18	NJ Millard	43	48	12	1	132*	1123	31.19
19	PD Sherman	34	40	9	3	113	1096	35.35
20	JE Robinson	53	61	2	1	120	1015	17.20
	BA Saw	39	45	3	1	102	1015	24.17

FIFTH GRADE BOWLING - 100 WICKETS

	Player	Matches	Overs	Maidens	Runs	Wickets	Average
1	BJ Carroll	104	1457	301	4467	220	20.30
2	J Voll	108	1138.2	254	3028	200	15.14
3	CF Kempnich	76	1020.5	263	2741	185	14.82
	KR Rogers	98	1035	242	2723	185	14.72
5	MB Irwin	74	1135	345	2560	161	15.90
6	MT Blackman	62	710.4	196	1735	132	13.14
7	LR Warner	63	734	125	2502	114	21.95
8	GF Martin	70	694	148	2031	113	17.97
9	AR Horgan	50	618.1	154	1712	109	15.71

FIFTH GRADE FIELDING - 50 DISMISSALS

	Player	Matches	Catches	Stumpings	Total
1	RP Kay	83	82	20	102
2	ML Shinnick	56	83	5	88
3	KR Rogers	98	84	0	84
4	CM Skinner	109	77	2	79
5	MG McFadden	120	63	0	63
6	PJ Hanrahan	43	56	6	62
7	IC Vallely	49	54	6	60
8	BJ Irwin	115	57	0	57
9	KG Tuite	101	54	0	54
10	BJ Carroll	104	53	0	53
11	PN Crouch	20	47	4	51

SIXTH GRADE BATTING - 1000 RUNS

	Player	Matches	Innings	Not Outs	100s	Best Score	Runs	Average
1	ML Shinnick	166	160	18	4	137	4215	29.68
2	JJ Hicks	79	80	7	4	137	2487	34.07
3	ML Dudgeon	73	83	5	2	168	2300	29.49
4	B Badenhorst	116	112	13	1	104*	1590	16.06
5	MT Blackman	43	46	6	2	234*	1588	39.70
6	MG McFadden	86	92	12	1	108	1557	19.46
7	GC Brown	43	50	1	4	109	1323	27.00
8	MA Friend	61	69	3	0	83	1248	18.91
9	BA Pendergast	67	66	7	0	69	1194	20.24
10	KJ Coleman	55	49	9	0	86*	1144	28.60
11	SA Rees	82	86	13	0	99	1142	15.64
12	AJ Watkinson	44	46	3	2	153	1126	26.19
13	FL Rees	50	52	10	1	100*	1097	26.12
14	JD O'Connor	33	42	2	1	103	1069	26.73

SIXTH GRADE BOWLING - 100 WICKETS

	Player	Matches	Overs	Maidens	Runs	Wickets	Average
1	CF Kempnich	219	2419.1	753	5274	417	12.65
2	BT Wilson	72	844.2	188	2369	183	12.95
3	B Badenhorst	116	852.3	195	2398	132	18.17
4	MB Irwin	53	698	187	1732	114	15.19
5	BJ Stinson	42	546.5	162	1407	106	13.27
6	KJ Coleman	55	576.4	219	1235	103	11.99
	CIF Rees	66	568.1	118	1855	103	18.01

SIXTH GRADE FIELDING - 50 DISMISSALS

	Player	Matches	Catches	Stumpings	Total
1	ML Shinnick	166	129	31	160
2	CF Kempnich	219	80	0	80
3	JK Bowe	60	68	2	70
4	ST Hicks	41	50	13	63
5	JS Johnston	26	46	12	58
6	AJ Watkinson	44	46	7	53

SUB DISTRICTS / WAREHOUSE BATTING - 1000 RUNS

	Player	Matches	Innings	Not Outs	100s	Best Score	Runs	Average
1	PF Lynch	250	290	28	0	92	4974	18.98
2	IB Dewar	97	122	20	2	128*	3654	35.82
3	WR Hamburger	104	123	19	3	151	3021	29.05
4	LA Dawes	131	167	23	1	101*	2900	20.14
5	MB Irwin	249	232	46	0	72*	2702	14.53
6	SD Farley	110	127	16	1	128	2453	22.10
7	PD Kent	119	160	23	2	126*	2324	16.96
8	CJ Sheehan	85	119	18	1	145	2223	22.01
9	AA Coolwell	74	95	10	3	111*	2177	25.61
10	AR Horgan	58	65	8	3	110*	1892	33.19
11	JK Bowe	52	69	7	1	182*	1829	29.50
12	CS Baldwin	75	82	13	0	99	1759	25.49
13	DW Moorhouse	175	206	28	0	77	1608	9.03
14	PM Horgan	42	42	10	2	120*	1466	45.81
15	JE Boyd	111	122	15	0	63*	1423	13.30
16	KG Tuite	206	200	45	0	50	1402	9.05
17	GM Currie	90	116	13	0	77*	1369	13.29
18	R Musumeci	75	100	10	0	81	1334	14.82
19	RH Jones	164	168	20	0	55	1256	8.49
20	DJ Mackie	161	141	29	0	62*	1212	10.82
21	J Voll	102	106	16	0	67*	1183	13.14
22	BW Rainbow	60	80	5	0	77	1154	15.39
23	SJ French	103	112	24	0	54*	1101	12.51
24	GJ Carlson	70	71	11	0	88*	1096	18.27
25	ML Harvey	48	60	3	1	150	1020	17.89
26	ZT Pendergast	55	62	5	0	77	1005	17.63

SUB DISTRICTS / WAREHOUSE BOWLING - 100 WICKETS

	Player	Matches	Overs	Maidens	Runs	Wickets	Average
1	DJ Mackie	161	2107.1	515	5390	505	10.67
2	KIR McKay	273	1569.3	150	7422	349	21.27
3	JP Alexander	106	1159.3	233	3610	301	11.99
4	SD Farley	110	1341.2	355	3777	280	13.49
5	KG Tuite	206	1071.5	254	3250	240	13.54
6	IB Dewar	97	1203.4	342	2793	238	11.74
7	GJ Carlson	70	629.4	221	1306	193	6.77
8	MB Irwin	249	863	164	2699	185	14.59
9	J Voll	102	769.1	175	2234	171	13.06
10	RH Jones	164	652.3	121	2083	138	15.09
11	AR Horgan	58	521.4	127	1367	122	11.20
12	MM Hughes	101	702.4	117	2590	116	22.33
13	DK Hickey	29	423	170	792	103	7.69
14	PD Stout	42	410	75	1267	100	12.67

SUB DISTRICTS / WAREHOUSE FIELDING - 50 DISMISSALS

	Player	Matches	Catches	Stumpings	Total
1	PD Kent	119	106	36	142
2	PF Lynch	250	120	0	120
3	KG Tuite	206	116	0	116
4	KT Tuite	107	96	18	114
5	MB Irwin	249	112	0	112
6	WR Hamburger	104	98	6	104
7	BW Rainbow	60	56	19	75
8	JE Boyd	111	71	1	72
9	DW Moorhouse	175	70	0	70
10	DJ Mackie	161	67	0	67
11	RB Graham	44	53	11	64
12	KIR McKay	273	62	0	62
13	CJ Sheehan	85	60	1	61
14	JP Alexander	106	60	0	60
15	HB Boyd	32	52	7	59
16	LA Dawes	131	58	0	58
17	IB Dewar	97	57	0	57
18	SD Farley	110	51	0	51

OVER 40's GRADE BATTING - 300 RUNS

	Player	Matches	Innings	Not Outs	100s	Best Score	Runs	Average
1	JM Stoddart	73	72	8	0	96	1368	21.38
2	PD Sherman	54	54	6	0	74	1194	24.88
3	DM Khan	24	24	7	0	64*	739	43.47
4	LA Dawes	20	20	1	0	74*	556	29.26
5	WG Chapman	35	34	8	0	68	528	20.31
6	GC Brown	16	15	2	0	95	515	39.62
7	BC Marrinan	19	18	2	0	93*	423	26.44
8	ST Janes	44	37	13	0	73*	386	16.08
9	AA Coolwell	17	15	4	0	47	366	33.27
10	MA Gulliver	27	24	3	0	55*	365	17.38
11	SD Farley	26	22	3	0	60	345	18.16
12	MG Horswill	32	22	2	0	51*	326	16.30
13	RJM Crawford	27	23	2	0	37	305	14.52
14	P Spence	52	40	10	0	22*	302	10.07

OVER 40's GRADE BOWLING - 20 WICKETS

	Player	Matches	Overs	Maidens	Runs	Wickets	Average
1	SJ Gode	37	178.1	8	875	53	16.51
2	ST Janes	44	195.4	24	920	47	19.57
3	MF Frame	36	187.5	14	883	38	23.24
4	PD Sherman	54	128.2	4	607	35	17.34
5	RJM Crawford	27	117.1	5	664	34	19.53
6	SD Farley	26	139	21	501	30	16.70
7	BM Dascombe	24	126.4	11	611	24	25.46
8	AA Coolwell	17	102.5	9	432	20	21.60
	MA Gulliver	27	92.2	5	464	20	23.20
	RV Towner	22	130	23	538	20	26.90
	JR Whyte	13	70	8	281	20	14.05

OVER 40's GRADE FIELDING - 10 DISMISSALS

	Player	Matches	Catches	Stumpings	Total
1	P Spence	52	28	4	32
2	MG Horswill	32	19	6	25
3	JM Stoddart	73	18	0	18
	PD Sherman	54	18	0	18
5	RA Cowles	30	9	5	14
6	WG Chapman	35	11	1	12
8	ST Janes	44	12	0	12
	AA Coolwell	17	11	0	11
	MF Frame	36	11	0	11

UNDER 19 GRADE BATTING - 500 RUNS

	Player	Era	Matches	Innings	Not Outs	100s	Best Score	Runs	Average	Cat/St
1	SG Law	1984-88	15	17	5	4	202	1129	94.08	10
2	GI Foley	1983-87	21	23	5	2	156	909	50.50	7
3	ML Hayden	1988-91	14	14	2	4	130	736	61.33	14
4	DW Reeves	1990-93	11	11	2	1	119	631	70.11	4
5	MJ Nicol	2004-08	10	10	2	3	115*	614	76.75	4
6	GC Brown	1982-85	18	18	0	1	153	580	32.22	12/1

UNDER 19 GRADE BOWLING - 25 WICKETS

	Player	Era	Matches	Overs	Maidens	Runs	Wickets	Average	Cat/St
1	JE Bourke	1969-73	26	299	58	872	101	8.63	9
2	J Waldron	1983-87	17	278	70	774	36	21.50	4
3	ID Williamson	1984-88	15	269	59	856	33	25.94	8
4	Z Jeh	2020-22	11	101.5	19	240	29	8.28	6
	DW Cottee	1981-85	23	186	45	524	29	18.07	9
6	J Badenhorst	2006-09	12	84	13	329	25	13.16	6
	GI Foley	1983-87	21	185	40	567	25	22.68	7

UNDER 18 GRADE BATTING - 750 RUNS

	Player	Era	Matches	Innings	Not Outs	100s	Best Score	Runs	Average
1	WG Chapman	1963-65	32	46	3	2	136	1078	25.07
2	DE Barber	1953-57	43	60	12		91*	1063	22.15
3	MKW Holmberg	1978-83	41	52	3		82	1001	20.43
4	RD Heilbronn	1982-84	18	21	3	3	169	991	55.06
5	GJ Power	1970-74	33	42	4	2	157	963	25.34
6	PA Davis	1986-89	28	34	5		94	962	33.17
7	DW Cottee	1981-84	32	36	4	1	129	959	29.97
8	P Gibson	1966-69	33	45	3	1	102	959	22.83
9	NJ King	1957-60	32	34	10		91	893	37.21
10	DJ Greaves	1948-51	27	34	4	1	115*	830	27.67
11	BS Warlow	1954-58	34	47	6		74	824	20.1
12	A Hooper	1980-83	23	31	3	1	108	797	28.46
13	PC Chatman	1969-74	28	34	2	1	105*	787	24.59
	RP Easton	1950-53	20	30	2	1	114	787	28.11
15	T Long	1956-60	39	54	11		69*	764	17.77

UNDER 18 GRADE BOWLING - 75 WICKETS

	Player	Era	Matches	Overs	Maidens	Runs	Wickets	Average
1	ST Janes	1974-78	34	555	115	1663	156	10.66
2	BS Warlow	1954-58	34	309	45	1168	115	10.16
3	A Schmidt	1961-63	25	321	66	867	96	9.03
4	DW Langdon	1962-65	38	372	61	1326	95	13.96
5	DE Barber	1953-57	43	254	27	1095	91	12.03
6	NJ Barber	1953-56	28	257	23	868	90	9.64
7	J Herbert	1972-76	30	427	97	1260	90	14.00

UNDER 18 GRADE FIELDING - 30 DISMISSALS

	Player	Era	Matches	Catches	Stumpings	Total
1	RC Dempster	1955-58	34	18	30	48
2	S Forsyth	1981-84	32	41	4	45
3	BC Marrinan	1973-76	18	30	10	40
	SA Lakeland	1997-99	14	38	2	40
5	WG Chapman	1963-65	32	29	3	32
	R Mantell	1964-67	23	22	10	32
	GN Power	1970-74	21	29	3	32
	C Atkinson	1984-86	15	27	5	32
9	DE Barber	1953-57	43	30	1	31
	D Toye	1976-78	16	30	1	31
11	LMD Hill	1998-99	12	29	1	30

UNDER 16/17/18 LORD'S TAVERNERS GRADE BATTING - 500 RUNS

	Player	Matches	Innings	Not Outs	100s	Best Score	Runs	Average
1	TG Irvine	18	21	4	7	210	1529	89.94
2	GT Chapman	20	24	4	3	128	1015	50.75
3	HD Weibgen	24	23	5	1	101*	845	46.94
4	CE Fitzgerald	23	20	2	1	113	788	43.78
5	NM McGill	20	20	2	3	113	744	41.33
6	ON Lynch	15	14	3	2	126*	639	58.09
7	AS Tolhurst	23	19	5	0	83	613	43.79
8	SA Somerville	17	21	3	1	172	604	33.56
9	JD Wildermuth	15	14	1	2	147	554	42.62
10	DDG Hutcheon	16	22	3	0	94	537	28.26
11	JS Neill	14	13	2	2	105	514	46.73
12	SW Purvis	16	18	2	0	71	502	31.38

UNDER 16/17/18 LORD'S TAVERNERS GRADE BOWLING - 30 WICKETS

	Player	Matches	Overs	Maidens	Runs	Wickets	Average
1	CD Raimondi	17	287	72	750	49	15.31
2	AH Barlow	15	265	66	688	40	17.20
	DM Whyte	14	141.4	42	345	40	8.63
4	JG Dellit	18	184	42	492	34	14.47
	CA Vidler	17	127.4	20	394	34	11.59
6	MP Robinson	18	219	69	516	33	15.64
7	ST Wade	19	320	60	1014	32	31.69
8	RJ Harten	19	132.3	5	545	31	17.58
9	PA Patel	14	217.3	54	684	30	22.80

UNDER 16/17/18 GRADE FIELDING - 20 DISMISSALS

	Player	Matches	Catches	Stumpings	Total
1	JK Joyce	19	33	3	36
2	JD Street	17	29	2	31
3	DP McLachlan	16	25	5	30
4	DB Viney	14	23	0	23
5	LMD Hill	18	19	4	23
6	T Douglass	11	15	6	21
	ML Shinnick	16	9	12	21

SCHOOLBOY (UNDER 15) GRADE BATTING

	Player	Era	Matches	Innings	Not Outs	Best Score	Runs	Average	Cat/St
1	G McEwan	1971-74	24	25	4	122	980	46.67	12
2	GN Power	1970-73	26	23	2	129	847	40.33	7
3	LT Bell	1964-68	16	23	5	113*	846	47.00	6
4	GR Kruger	1966-70	30	35	9	104	647	24.88	5
5	N Anderson	1957-59	21	30	2	78	588	21.00	7

SCHOOLBOY (UNDER 15) GRADE BOWLING

	Player	Era	Matches	Overs	Maidens	Runs	Wickets	Average	Cat/St
1	GR Kruger	1966-70	30	219	25	786	70	11.23	5
2	R Barber	1957-59	14	138	10	456	56	8.14	5

WOMEN'S FIRST GRADE BATTING - 750 RUNS

	Player	Matches	Innings	Not Outs	100s	Best Score	Runs	Average
1	VL Pickering	90	94	23	6	114*	2676	37.69
2	MM Brandon	93	94	13	3	156	2225	27.47
3	TE Brown	46	51	6	4	143*	1969	43.76
4	LJ Randall	87	67	8	2	105	1634	27.69
5	CR Knott	67	61	5	2	129*	1577	28.16
6	KL Rich	46	39	6	1	104*	1371	41.55
7	MC Hinkley	36	36	9	4	118*	1296	48.00
8	LK Muller	87	80	9	0	79	1134	15.97
9	SL Bow	44	49	8	0	84	1099	26.80
10	CG Kross	45	46	5	1	126*	1030	25.12
11	K Sutherland	31	29	8	1	102	917	43.67
12	CR Coulson	108	86	19	0	88*	901	13.45
13	LA Scott	54	38	6	0	78	886	27.69
14	SE Woolway	80	75	7	0	71	883	12.99
15	ML White	29	26	7	0	88*	815	42.89
16	M Stephenson	30	34	4	1	108	795	26.50

WOMEN'S FIRST GRADE BOWLING – 50 WICKETS

	Player	Matches	Overs	Maidens	Runs	Wickets	Average
1	SL Bow	44	642	145	1268	131	9.68
2	CR Coulson	108	510.1	57	1916	113	16.96
3	SE Woolway	80	751	172	1910	108	17.69
4	TE Brown	46	467	89	1351	104	12.99
5	VL Pickering	90	479	104	1325	98	13.52
6	LJ Weller	69	479	86	1511	87	17.37
7	LJ Randall	87	262	18	1136	68	16.71
8	LK Muller	87	360.5	28	1637	65	25.18
9	CG Kross	45	437	101	1089	61	17.85
10	KL Rich	46	386	85	964	60	16.07
11	CR Knott	67	266.2	18	1227	56	21.91

WOMEN'S FIRST GRADE FIELDING - 20 DISMISSALS

	Player	Matches	Catches	Stumpings	Total
1	MM Brandon	93	62	35	97
2	JA Bradley	38	25	11	36
3	KJ Holmes	27	19	10	29
4	LK Muller	87	29	0	29
5	SE Woolway	80	27	0	27
6	CR Knott	67	26	0	26
7	RA Wotherspoon	17	14	11	25
8	VL Pickering	90	21	3	24
	MC Hinkley	36	24	0	24
10	LJ Weller	69	23	0	23
11	GK Prestwidge	41	22	0	22
	SL Bow	44	22	0	22
13	LA Scott	54	20	0	20

WOMEN'S SECOND GRADE BATTING - 300 RUNS

	Player	Matches	Innings	Not Outs	100s	Best Score	Runs	Average
1	CN Lewis	87	78	15	0	74	1505	23.89
2	CR Coulson	33	31	2	0	66	626	21.59
3	EJ Swanepoel	23	18	2	0	78	566	35.38
4	J O'Brien	25	25	10	0	98*	535	35.67
5	B Fisher	26	21	8	1	106	445	34.23
6	CA Musk	30	22	8	0	50*	440	31.43
7	LK Taylor	18	17	4	0	60	424	32.62
8	M Stephenson	20	17	4	1	104*	418	32.15
9	GM Moloney	16	20	4	0	52	401	25.06
10	TM Sunderland	24	24	4	0	55*	385	19.25
11	AG Childs	40	37	6	0	57*	367	11.84
12	N Irwin	27	29	1	0	42	362	12.93
13	MT Kelly	18	18	2	0	65	357	22.31
14	AL Harris	34	31	4	0	34*	301	11.15

WOMEN'S SECOND GRADE BOWLING – 30 WICKETS

	Player	Matches	Overs	Maidens	Runs	Wickets	Average
1	D Huckstadt	33	720	327	817	142	5.75
2	B Melbourne	16	295	79	492	63	7.81
3	CR Coulson	33	166	37	461	55	8.38
4	B Fisher	26	244	70	459	54	8.50
5	M Stephenson	20	184	59	295	39	7.56
6	K Griffin	19	202	89	204	36	5.67
7	BH Ryan	30	156.2	24	556	34	16.35
8	J Ellis	10	212	72	311	33	9.42
9	JE Cope	31	111.5	6	478	31	15.42
10	AL Harris	34	135.3	5	549	30	18.30

WOMEN'S SECOND GRADE FIELDING - 10 DISMISSALS

	Player	Matches	Catches	Stumpings	Total
1	CN Lewis	87	26	8	34
2	T Kavanagh	19	21	1	22
3	FH Tiel	26	18	0	18
4	D Huckstadt	33	16	0	16
5	CA Musk	30	11	0	11
	AE Barker	22	11	0	11
7	LA Sunderland	24	10	0	10
	TM Sunderland	24	9	1	10

BEST INDIVIDUAL PERFORMANCES

HIGHEST SCORE

First Grade	CF Morgan	258*	1904-05
First Grade – One Day Games	LD Pfeffer	216	2020-21
First Grade – Twenty 20 Games	AJ Gode	179	2019-20
Second Grade	JT Harten	204*	1965-66
	MP DuPayne	204	1991-92
Second Grade – One Day Games	SS Kabel	135	2019-20
Second Grade – Twenty 20 Games	GC Brown	120*	2009-10
Third Grade	S Perkins	211	1982-83
Fourth Grade	MH Mossop	197	1936-37
Fifth Grade	DS Skirving	233*	1979-80
Sixth Grade:	MT Blackman	234*	2015-16
Sub Districts/Warehouse	AWC Thompson	197	2010-11
Over 40's Grade	CS Baldwin	98*	2008-09
Sunday T20 Legends	OS Gilchrist	95*	2013-14
Under 19 Grade	SG Law	202*	1986-87
Under 18 Grade	RD Heilbronn	169	1983-84
Under 16/17 L/T Grade	TG Irvine	210	1993-94
"Schoolboy" Grade	GN Power	129	1972-73
Women's First Grade	MM Brandon	156	2000-01
Women's Second Grade	B Fisher	106	1982-83
Youth Girls Competition	AL Harris	71	2019-20

HIGHEST AGGREGATE RUNS

First Grade	NJ Kruger	903	2005-06
First Grade - One Day Games	LD Pfeffer	499	2021-21
First Grade – T20	AJ Gode	460	2018-19
Second Grade	GC Brown	743	1989-90
Second Grade – One Day Games	SS Kabel	219	2019-20
Second Grade – Twenty 20 Games	GC Brown	308	2009-10
Third Grade	WG Chapman	905	1977-78
Fourth Grade	D Toye	746	1982-83
Fifth Grade	BJ Irwin	610	1993-94
Sixth Grade	ML Dudgeon	824	2011-12
Sub Districts/Warehouse	IB Dewar	759	2012-13
Over 40's Grade	JM Stoddart	188	2007-08
Sunday T20 Legends	OS Gilchrist	178	2015-16
Under 19 Grade	SG Law	444	1986-87
Under 18 Grade	GJ Power	656	1973-74
Under 16/17 L/T Grade	TG Irvine	1,054	1993-94
"Schoolboy" Grade	GN Power	536	1972-73
Women's First Grade	K Sutherland	701	2018-19
Women's Second Grade	LK Taylor	424	2021-22
Youth Girls Competition	DG Bateman	150	2019-20

BEST BATTING AVERAGE

First Grade	R MacDonald	203.00	1898-99
First Grade - One Day Games	LD Pfeffer	124.75	2020-21
First Grade – T20	AJ Gode	100.00	2017-18
Second Grade	TM Khan	85.75	1988-89
Second Grade – One Day Games	CG McElligott	61.00	2015-16
Second Grade – Twenty 20 Games	AA Lockhart-Krause	85.00	2020-21
Third Grade	SA Martin	84.50	2003-04
Fourth Grade	M Gavril	80.50	1985-86
Fifth Grade	NJ Millard	81.00	2003-04
Sixth Grade	SA Edge	61.75	1994-95
Sub Districts/Warehouse	DJ Doak	57.67	1992-93
Over 40's Grade	DM Khan	139.00	2017-18
Sunday T20 Legends	JA Maddox	136.00	2014-15
Under 19 Grade	SG Law	222.00	1986-87
Under 18 Grade	RD Heilbronn	61.63	1983-84
Under 16/17 L/T Grade	TG Irvine	131.75	1993-94
"Schoolboy" Grade	GR Kruger	62.16	1969-70
Women's First Grade	VL Pickering	78.17	1994-95
Women's Second Grade	LA Sunderland	105.00	2021-21
Youth Girls Competition	DG Bateman	50.00	2019-20

HIGHEST AGGREGATE WICKETS

First Grade	JW McLaren	73	1910-11
First Grade - One Day Games	CJ Lanagan	19	1996-97
	DR Turner	19	1997-98
First Grade – T20	LW Feldman	11	2018-19
	JM Dascombe	11	2018-19
	Z Jeh	11	2019-20
Second Grade	JT Corrigan	65	1908-09
Second Grade – One Day Games	LP Corlis	10	2019-20
Second Grade – Twenty 20 Games	SS Kabel	12	2018-19
Third Grade	LS Jones	65	1955-56
Fourth Grade	G Crispe	100	1964-65
Fifth Grade	KR Rogers	51	1985-86
Sixth Grade	BJ Stinson	49	2011-12
Sub Districts/Warehouse	JP Alexander	62	2013-14
Over 40's Grade	SD Farley	9	2004-05
Sunday T20 Legends	AJ Brown	9	2014-15
	CJ Lanagan	9	2019-20
Under 19 Grade	JE Bourke	42	1971-72
Under 18 Grade	ST Janes	68	1976-77
Under 16/17 L/T Grade	CD Raimondi	36	2001-02
"Schoolboy" Grade	R Barber	38	1958-59
Women's First Grade	SL Bow	50	1999-00
Women's Second Grade	D Huckstadt	51	1983-84
Youth Girls Competition	E Appleyard	5	2019-20

BEST BOWLING AVERAGE

First Grade	JW McLaren	4.50	1912-13
First Grade - One Day Games	DR Turner	7.94	1997-98
First Grade – T20	LW Feldman	7.67	2012-13
Second Grade	VM Mylne	6.67	1932-33
Second Grade – One Day Games	COM Farrell	10.50	2017-18
Second Grade – Twenty 20 Games	J Badendorst	9.50	2011-12
Third Grade	SJ Ferguson	6.04	1946-47
Fourth Grade	DG Kirkman	5.48	1959-60
Fifth Grade	BJ Boyd	6.51	1999-00
Sixth Grade	CIF Rees	6.81	2021-22
Sub Districts/Warehouse	GJ Carlson	5.68	2015-16
Over 40's Grade	GC Brown	3.00	2010-11
Sunday T20 Legends	GC Brown	3.33	2017-18
Under 19 Grade	JE Bourke	5.78	1971-72
Under 18 Grade	GK McKenzie	7.18	1956-57
Under 16/17 L/T Grade	MKS Smith	10.05	1995-96
"Schoolboy" Grade	A Green	5.23	1961-62
Women's First Grade	TE Brown	6.79	1998-99
Women's Second Grade	D Huckstadt	3.33	1985-86
Youth Girls Competition	E Appleyard	18.60	2019-20

MOST CATCHES

First Grade	BM Shinnick	39	1996-97
First Grade - One Day Games	PJ Drinnen	13	1989-90
First Grade – T20	LD Pfeffer	6	2017-18
	ON Lynch	6	2018-19
	LD Pfeffer	6	2018-19
Second Grade	PJ Irving	31	1989-90
	DP McLachlan	31	2016/17
Second Grade – One Day Games	CD Murphy	7	2019-20
Second Grade – Twenty 20 Games	CD Murphy	7	2019-20
Third Grade	MJ Collins	30	1974-75
Fourth Grade	LK Trotter	33	1964-65
Fifth Grade	PN Crouch	35	1994-95
Sixth Grade	JK Bowe	28	2014-15
Sub Districts/Warehouse	WR Hamburger	31	1997-98
Over 40's Grade	P Spence	6	2001-02
Sunday T20 Legends	OS Gilchrist	6	2016-17
Under 19 Grade	BM Shinnick	11	1991-92
Under 18 Grade	SA Lakeland	34	1997-98
Under 16/17 L/T Grade	JD Street	27	1998-99
"Schoolboy" Grade	P Dunlop	10	1973-74
Women's First Grade	KJ Holmes	19	2021-22
Women's Second Grade	T Kavanagh	13	1985-86
Youth Girls Competition	SB Bhandarker	4	2021-22

MOST STUMPINGS

First Grade	RD Pyke	13	1904-05
First Grade - One Day Games	PW Anderson	4	1984-85
	PJ Drinnen	4	1991-92
First Grade – T20	AA Lockhart-Krause	2	2007-08
	MC Bragg	2	2008-09
	LD Pfeffer	2	2018-19, 2019-20, 2021-22
Second Grade	W Duncan	14	1931-32
Third Grade	PW Nilon	14	1954-55
Fourth Grade	RA Potter	9	1934-35
	RA Cowles	9	1983-84
	E Lamke	9	1985-86
Fifth Grade	M Denholm	16	1982-83
Sixth Grade	ST Hicks	9	2018/19
Sub Districts/Warehouse	PD Kent	9	1999-00, 2002-03, 2004-05
Over 40's Grade	RA Cowles	3	2006-07
	MG Horswill	3	2018-19
Sunday T20 Legends	OS Gilchrist	5	2014-15
Under 19 Grade	CD Murphy	5	2020-21
Under 18 Grade	RC Dempster	14	1955-56
Under 16/17 L/T Grade	ML Shinnick	7	1992-93
"Schoolboy" Grade	K Marr	15	1958-59
Women's First Grade	RA Wotherspoon	11	2019-20
Women's Second Grade	KA White	3	2015-16
Youth Girls Competitions	KJ Holmes	1	2021-22

HIGHEST TEAM SCORES

First Grade	9/490	1994-95
First Grade – One Day Games	7/428	2020-21
First Grade – Twenty 20 Games	5/261	2018-19
Second Grade	480	1990-91
Second Grade – One Day Games	5/346	2016-17
Second Grade – Twenty 20 Games	3/200	2009-10
Third Grade	443	1986-87
Fourth Grade	551	2006-07
Fifth Grade	9/574	1991-92
Sixth Grade	6/508	1992-93
Sub Districts/Warehouse	8/442	2002-03
Over 40's Grade	3/266	2013-14
Sunday T20 Legends	1/189	2013-14
Under 19 Grade	6/542	1984-85
Under 18 Grade	427	1989-90
Under 16/17 L/T Grade	4/526	1993-94
"Schoolboy" Grade	249	1972-73
Women's First Grade	9/404	1994-95
Women's Second Grade	2/215	2019-20
Youth Girls Competition	6/185	2019-20



Sianna Ginger in full flight.

HIGHEST PARTNERSHIPS

(Partnerships of over 50 only in Premiership & Championship Matches unless noted otherwise*)

FIRST GRADE

1st Wicket	RM Levy	LPD O'Connor	282*	1931-32
2nd Wicket	ML Hayden	AJ Brown	272	1991-92
3rd Wicket	ML Hayden	AB Henschell	249	1992-93
4th Wicket	ML Hayden	LA Carseldine	314	1994-95
5th Wicket	LPD O'Connor	AB Mossop	284	1930-31
6th Wicket	JT Harten	DE Wise	174	1947-48
7th Wicket	CF Morgan	RW Eve	278*	1904-05
8th Wicket	LD Pfeffer	LW Feldman	146	2017-18
9th Wicket	LA Carseldine	MJ Petrie	134	2011-12
10th Wicket	JD Wildermuth	MJ Petrie	97	2012-13

FIRST GRADE ONE DAY COMPETITION MATCHES*

1st Wicket	LD Pfeffer	AT Khawaja	231	2021-22
2nd Wicket	ML Hayden	LA Carseldine	198	2003-04
3rd Wicket	KC Wessels	AB Henschell	200	1983-84
4th Wicket	SG Law	CM Ephraims	154	1987-88
5th Wicket	AN Brown	PW Anderson	131*	1985-86
6th Wicket	AA Lockhart-Krause	LD Pfeffer	111	2014-15
7th Wicket	T Irvine	LA Carseldine	167	2001-02
8th Wicket	AK Dudgeon	MC Bragg	103	2004-05
9th Wicket	Z Jeh	HJ Collier	66	2021-22
10th Wicket	DR Turner	JH Dawes	54	2002-03
	JD Wildermuth	DM Whyte	54	2021-22

FIRST GRADE TWENTY 20 COMPETITION MATCHES*

1st Wicket	LD Pfeffer	AJ Gode	149	2019-20
2nd Wicket	LD Pfeffer	JH Beath	138	2019-20
3rd Wicket	JH Beath	NG Stevens	99	2019-20
4th Wicket	LA Carseldine	JD Wildermuth	93	2013-14
5th Wicket	JS Neill	MT Steketee	80	2018-19
6th Wicket	AA Lockhart-Krause	SS Kabel	46*	2013-14
7th Wicket	DP McLachlan	CL Knight	51*	2019-20
8th Wicket	JG Dellit	AJ Gode	36*	2007-08
9th Wicket	DP McLachlan	DC Mullen	35	2018-19
10th Wicket	JM Dascombe	DC Mullen	69*	2018-19

SECOND GRADE

1st Wicket	AJ Brown	PJ Irving	198	1991-92
2nd Wicket	MJ Toolis	JS Neill	246	2020-21
3rd Wicket	LN Hegvold	KL Biggs	212	1964-65
4th Wicket	RP Easton	DJ Magee	325	1969-70
5th Wicket	JG Dellit	AR Forbes	177	2002-03
6th Wicket	SD Hancock	MPW Jeh	176	1988-89
7th Wicket	WJ Greinke	DR Waddell	152	1961-62
8th Wicket	JT Harten	WG Chapman	148	1965-66
9th Wicket	MP Du Payne	PL Symonds	212	1991-92
10th Wicket	AJ Gode	CA Proudlove	197	2007-08

THIRD GRADE

1st Wicket	GT Chapman	C Simpson	246	1994-95
2nd Wicket	AJ Brown	RF Shaw	216	2004-05
3rd Wicket	WG Chapman	N McAuliffe	266	1977-78
4th Wicket	OS Gilchrist	GO Jones	247	2001-02
5th Wicket	PD Sherman	GW Mitchell	200	1991-92
6th Wicket	DM Khan	JD Street	174*	2000-01
7th Wicket	S Aitken	M Gordon	152	1986-87
8th Wicket	CR Leggat	T Drummond	145	1973-74
9th Wicket	BM Shinnick	PE Lewis	93	1991-92
10th Wicket	R Hough	RV Salmon	97	1946-47

FOURTH GRADE

1st Wicket	D Sinnamon	R Logan	256	1963-64
2nd Wicket	LM Boncompagni	WA Garske	209	2018-19
3rd Wicket	WJ Bramley	RL McKenna	209	1995-96
4th Wicket	BN Quinn	PG Halpin	168	1978-79
5th Wicket	MA Wise	J Meldrum	177	1972-73
6th Wicket	AR Anderson	J Stevenson	169	1974-75
7th Wicket	JM Stoddart	IB Dewar	121	1995-96
8th Wicket	MT Jones	AC Lynch	113	2014-15
9th Wicket	K Hockley	B Austin	128	1989-90
10th Wicket	MT Stubbings	LJG McRae	134	2019-20

FIFTH GRADE

1st Wicket	TJ Tummon	JB Neill	222	1999-00
2nd Wicket	SA Edge	LA Dawes	216	1992-93
3rd Wicket	JS Neill	BRJA Donker	217	2013-14
4th Wicket	MJ Dearness	DS McMillan	223	2010-11
5th Wicket	NM Francis	JM Francis	226	2013-14
6th Wicket	T Hicks	T Brown	213	1987-88
7th Wicket	DJ Cross	D Lumb	133	1981-82
8th Wicket	KR Rogers	J Voll	197	1991-92
9th Wicket	M Stegman	I Smith	120	1980-81
10th Wicket	CI Weatherley	LR Warner	118*	1998-99

SIXTH GRADE

1st Wicket	WR Hawkins	TA Kimball	182	1996-97
2nd Wicket	AJ Raven	R Oswald	230	1992-93
3rd Wicket	MT Blackman	KE Bailey	353*	2015-16
4th Wicket	DG Larke	HG Whyte	153	2016-17
5th Wicket	DC Souter	MJ Ogilvie	148	1992-93
6th Wicket	GB Minns	D Russell	111	1992-93
7th Wicket	B Badenhorst	P Singh	175	2018-19
8th Wicket	SA Rees	KJ Coleman	89	2019-20
9th Wicket	CJ Arnold	HJ Thompson	99	2012-13
10th Wicket	NJ Condon	MD Cook	106*	1998-97

SUB DISTRICTS / WAREHOUSE

1st Wicket	PD Kent	GM Currie	227*	1991-92
2nd Wicket	R Knights	GN Fitzpatrick	192	1977-78
3rd Wicket	PM Horgan	BA Pendergast	231*	2016-17
4th Wicket	JK Bowe	RB Graham	149	2008-09
5th Wicket	JK Bowe	JE Boyd	219*	2011-12
6th Wicket	IB Dewar	SD Farley	179	2002-03
7th Wicket	AA Coolwell	DJE Sulzer	191	2011-12
	SDM Fleming	SR Niven	191	2012-13
8th Wicket	DW Moorhouse	JE Boyd	130	2015-16
9th Wicket	ZT Pendergast	MB Irwin	69	2013-14
10th Wicket	MM Hughes	TB Gibson	39	2017-18

OVER 40's GRADE

1st Wicket	JM Stoddart	WG Chapman	152	2007-08
2nd Wicket	JM Stoddart	PD Sherman	102	1999-00
3rd Wicket	JM Stoddart	SD Farley	148	2004-05
4th Wicket	MA Gulliver	RL McKenna	93	2015-16
5th Wicket	WR Hamburger	JR Whyte	79	2019-20
6th Wicket	ST Janes	L Poustie	97	2006-07
7th Wicket	RH Jones	PR Fryer	40*	2001-02
8th Wicket	P Spence	PE Lewis	44	2008-09
9th Wicket	P Spence	S Brandon	38	2009-10
10th Wicket	NI Harvey	BM Dascombe	46	2014-15

LEGENDS T20 GRADE

1st Wicket	BM Shinnick	SG Law	70	2017-18
2nd Wicket	OS Gilchrist	AK Dudgeon	173*	2013-14
3rd Wicket	OS Gilchrist	DW Cottee	72*	2018-19
4th Wicket	JA Maddox	AA Coolwell	62	2014-15
5th Wicket	MP Du Payne	DW Cottee	66*	2017-18
6th Wicket	MP Du Payne	GW Mitchell	42	2013-14
7th Wicket	AJ Brown	GC Brown	32	2019-20
8th Wicket	JA Maddox	CJ Lanagan	28	2015-16
9th Wicket	AA Coolwell	DR Turner	28	2012-13
10th Wicket	RAJ Anderson	DR Turner	6*	2019-20
	RAJ Anderson	DR Turner	6	2013-14

UNDER 19 GRADE

1st Wicket	BA Morgan	LD Pfeffer	203*	2008-09
2nd Wicket	ML Hayden	B Kincade	135	1990-91
3rd Wicket	SG Law	JM Walker	151	1985-86
4th Wicket	SG Law	GC Brown	162	1984-85
5th Wicket	MP Wade	T Anderson	103	1993-94
	M Denholm	DM Khan	103	1985-86
	TG Irvine	MT Richardson	103	1995-96
6th Wicket	TG Irvine	TC Scott	124	1995-96
7th Wicket	HD Weibgen	JK Joyce	101	2021-22
8th Wicket	T Wolski	A Moran	94	1993-94
9th Wicket	TA Collier	PW Draheim	9	2021-22
10th Wicket	K Bedford	RJ Toovey	61	1971-72

UNDER 18 GRADE

1st Wicket	WG Chapman	GJ Saxby	184	1964-65
2nd Wicket	BC Marrinan	GD Harvey	176	1974-75
3rd Wicket	GW Mitchell	T Knox	241	1989-90
4th Wicket	A Milosevic	T Knox	159	1989-90
5th Wicket	M Griffen	P Gibson	164	1968-69
6th Wicket	PA Davis	MP Du Payne	140	1987-88
7th Wicket	DS Cuddihy	BM Shinnick	104	1990-91
8th Wicket	BA Clarke	T Rynders	115*	2003-04
	RD Heilbronn	J Waldron	115	1982-83
9th Wicket	A Gibson	D Hobson	122	1966-67
10th Wicket	KLM Harvey	AR Townsley	71	1999-00

UNDER 16/17/18 LORD'S TAVERNERS GRADE

1st Wicket	GT Chapman	MA Baker	162	1993-94
2nd Wicket	TG Irvine	SP Myers	221	1993-94
3rd Wicket	TA Collier	FS Thomasson	193	2018-19
4th Wicket	AS Tollhurst	EG Du Payne	159*	2020-21
5th Wicket	JS Neill	HC McNeilly	153	2013-14
6th Wicket	JD Wildermuth	TF Whip	266	2010-11
7th Wicket	TJ Frisby	BA Clarke	203	2002-03
8th Wicket	NM McGill	MX Gonzalez	70	2016-17
9th Wicket	LG Petersen	HP Willmington	103*	2014-15
10th Wicket	DF Butt	AA Marriott	72	1997-98

SCHOOLBOY (UNDER 15) GRADE

1st Wicket	T Drummond	GJ Power	135	1970-71
2nd Wicket	G McEwan	GD Harvey	117	1973-74
3rd Wicket	G McEwan	T Osborne	116	1973-74
4th Wicket	R Brown	A Schmidt	180	1958-59
5th Wicket	J Barker	D McKie	112	1970-71
6th Wicket	LT Bell	R Lavery	115	1966-67
7th Wicket	GN Power	M Dall	84	1971-72
8th Wicket				
9th Wicket				
10th Wicket	LT Bell	M Porter	57	1966-67

WOMEN'S FIRST GRADE

1st Wicket	TE Brown	MM Brandon	286	1998-99
2nd Wicket	KJ Holmes	SU Ginger	125	2021-22
3rd Wicket	VL Pickering	KL Rich	187	1994-95
4th Wicket	MC Hinkley	LK Muller	156	2020-21
5th Wicket	CR Knott	JA Bradley	157	2017-18
6th Wicket	VL Pickering	G Hall	185	1996-97
7th Wicket	EP Vallance	CN Lewis	47	2019-20
8th Wicket	LJ Randall	EAJ Reppion	64	2016-17
9th Wicket	NEE Lynch	EJ Charman	24	2017-18
10th Wicket	S Jeh	SL Maddox	41	2020-21

WOMEN'S SECOND GRADE

1st Wicket	CN Lewis	TM Sunderland	87	2020-21
2nd Wicket	J O'Brien	M Stephenson	178	1985-86
3rd Wicket	CN Lewis	LA Sunderland	107	2020-21
4th Wicket	CN Lewis	NJ Wills	97	2016-17
5th Wicket	MT Kelly	JE Cope	66	2016-17
6th Wicket	NJ Wills	MB Ryan	52	2016-17
7th Wicket	A Van Eyk	MA O'Connell	58	1985-86
8th Wicket	FH Tiel	T Campbell	50	1983-84
9th Wicket	AE Barker	S Jeh	45*	2018-19
10th Wicket	LK Miller	ED O'Kane	30*	2020-21

YOUTH GIRLS COMPETITIONS

1st Wicket	AL Harris	FY Goodwin	96	2019-20
2nd Wicket	EG Harvey	S Jeh	60*	2021-22
3rd Wicket	AL Harris	AJ Pollack	74	2018-19
4th Wicket	SU Ginger	LBK Bourke	57	2021-22
5th Wicket	SU Ginger	HR Hogan	61*	2021-22
6th Wicket	DG Bateman	ED O'Kane	20	2019-20
7th Wicket	DG Bateman	BH Ryan	22*	2019-20
8th Wicket	BA Lyons	A Gardner	11	2018-19
9th Wicket	BH Ryan	EL Smith	1*	2019-20
10th Wicket				

PJ FRAWLEY MEMORIAL SHIELD

Highest Batting Partnership Recorded Each Season by Valley Players in Q.C.A. Fixture Matches from 1949-50 to 1960-61

Season	Players	Grade	Wicket	Runs
1949-50	DJ Greaves & E Cairns	Intermediate	Fifth	140
1950-51	R Jones & RR Shackleton	Intermediate	Third	124
1951-52	RP Easton & A McGill	Intermediate	Third	129
1952-53	JT Harten & RD Haupt	A	Second	135
1953-54	GB Nilsson & JK Bell	Intermediate	First	173
1954-55	JT Harten & DF Simpson	A	Third	128
1955-56	JG Collings & DR Grimwade	Reserve	Sixth	126
1956-57	JT Harten & CR Hossack	A	Fifth	135
1957-58	RD Haupt & BG Gibbs	Reserve	Third	196
1958-59	R Brown & A Schmidt	Schoolboy	Fourth	180*
1959-60	NJ King & L Hauritz	Intermediate	Second	111
1960-61	JT Harten & GM Egan	A	Third	188

CR THORNE MEMORIAL SHIELD

Highest Batting Partnership Recorded Each Season by Valley Players in Q.C.A. Fixture Matches from 1961-62

Season	Players	Grade	Wicket	Runs
1961-62	WJ Grienke & DR Waddell	Reserve	Seventh	153
1962-63	WE Nolan & DG Kirkman	B	Fifth	127
1963-64	D Sinnamon & R Logan	C	First	256
1964-65	KL Biggs & LN Hegvold	Reserve	Third	212
1965-66	D Crane & TM Gannon	Reserve	Third	174
1966-67	JT Harten & ND Campbell	Reserve	Sixth	129
1967-68	JL Harten & KM Gunn	B	Second	123
1968-69	BR Leggat & SR Muspratt	B	Fourth	172
1969-70	RP Easton & D Magee	Reserve	Fourth	325
1970-71	WG Chapman & M Griffen	Reserve	Third	148
	CS Lane & D Magee	Reserve	Third	148
1971-72	R Hall & LT Bell	B	Fourth	198
1972-73	J Meldrum & MA Wise	C	Fifth	177
1973-74	CS Lane & T Sims	Reserve	Second	145
	CR Leggat & T Drummond	B	Eighth	145
1974-75	BC Marrinan & GD Harvey	Intermediate	Second	176
1975-76	G Waters & DS Skirving	B	Fourth	159
1976-77	KE Dudgeon & GJ Madders	A	Fourth	137
1977-78	WG Chapman & N McAuliffe	B	Third	266
1978-79	GM Egan & MA Wise	Second	Fourth	228
1979-80	DS Skirving & LA Dawes	Fifth (1)	Fourth	207
1980-81	C New & D Lee	Fifth (2)	First	164
1981-82	KC Wessels & GJ Madders	First	First	177
1982-83	AN Brown & TM Khan	First	Second	219
1983-84	D Toye & S Meredith	Third (1)	First	232
1984-85	AB Henschell & JF Welsh	First	Second	212
1985-86	AB Henschell & KC Wessels	First	Fourth	174
1986-87	M Gordon & LA Dawes	Fourth	Third	201
1987-88	PL Graham & BN Quinn	Second (1)	Fourth	216
1988-89	WG Chapman & W Leader	Fourth	Third	196
1989-90	GW Mitchell & T Knox	Under 18	Third	241
1990-91	SG Law & ML Hayden	First	Second	271
1991-92	ML Hayden & AJ Brown	First	Second	272
1992-93	ML Hayden & AB Henschell	First	Third	249
1993-94	TG Irvine & SP Myers	Under 16	Second	221
1994-95	ML Hayden & LA Carseldine	First	Fourth	314
1995-96	WJ Bramley & RL McKenna	Fourth	Third	209
1996-97	ML Hayden & LA Carseldine	First	Second	233
1997-98	AR Forbes & WJ Bramley	Third (1)	Third	198
1998-99	TE Brown & MM Br&on	Women's 1st	First	286
1999-00	TJ Tummon & JB Neill	Fifth (1)	First	222
2000-01	JB Neill & AK Dudgeon	Third	Third	213
2001-02	OS Gilchrist & GO Jones	Third	Fourth	247
2002-03	OS Gilchrist & BM Shinnick	First	Fifth	279
2003-04	AJ Brown & TC Scott	Second	First	169
2004-05	AJ Brown & RF Shaw	Third (2)	Second	216
2005-06	NJ Kruger & MC Bragg	First	Fourth	216
2006-07	AK Dudgeon & JG Dellit	Second	Third	198
2007-08	NJ Kruger & LA Carseldine	First	Second	239
2008-09	BA Morgan & L Pfeffer	Under 19	First	203*
2009-10	MA Macionis & JP Alexander	Sub Districts	Third	180
2010-11	JD Wildermuth & TF Whip	Under 18 L/T	Sixth	266
2011-12	JK Bowe & JE Boyd	Sub Districts	Fifth	219*
2012-13	AJ Gode & JT Spargo	First	Third	232
2013-14	NM & JM Francis	Fifth	Fifth	226
2014-15	MJE Wing & JS Neill	Second	Second	207
2015-16	MT Blackman & KE Bailey	Sixth (1)	Third	353*
2016-17	PM Horgan & BA Pendergast	Sub Districts	Third	231*
2017-18	LD Pfeffer & JH Beath	First	Third	194
2018-19	DM Perkins & TA Collier	Second	Third	228
2019-20	LR Stutter & OG West	Second	Second	240
2020-21	MJ Toolis & JS Neill	Second	Second	246
2021-22	LD Pfeffer & UT Khawaja	First One Day	First	231

OUTSTANDING BATTING ACHIEVEMENTS

CENTURY IN EACH INNINGS OF A MATCH

	Player	Scores	Season	Grade	Opposition
1	AJ Brown	119 / 132	1991-92	First (day 2) / Second (day 1)	Sandgate-Redcliffe
2	JD Connolly	121 & 105	1969-70	Third	Balmoral/Wynnum

1,000 RUNS OR MORE IN A SEASON

	Player	Season	Total Runs	Grade	Runs
1	ML Hayden	1989-90	1 418	First	187
				First (One Day)	409
				Second	387
				Under 19	435
2	AJ Gode	2018-19	1 348	First	607
				First (One Day)	281
				First T20	460
3	TG Irvine	1993-94	1 250	Third	196
				Under 16	1 054
4	LD Pfeffer	2017-18	1 004	First	692
				First (One Day)	201
				First T20	111
5	AB Henschell	1992-93	1 002	First	705
				First (One Day)	297

OUTSTANDING BOWLING ACHIEVEMENTS

1937-38	Third Grade dismissed Toombul/Sandgate for 9 (A Landry 4/5, B Thomas 3/4)
1972-73	Schoolboy Grade dismissed Sandgate-Redcliffe for 7 (GN Power 7/1, J Herbert 3/6)

100 WICKETS IN A SEASON

	Player	Wickets	Season	Grade
1	G Crispe	100	1964-65	Fourth

10 WICKETS IN AN INNINGS

	Player	Figures	Season	Grade	Opposition
1	JH Dawes	10/18	1998-99	First	Beenleigh/Logan
2	VR Gray	10/63	1933-34	Second	University
3	NJO McDermott	10/70	1924-25	Fourth	West's

9 WICKETS IN AN INNINGS

	Player	Figures	Season	Grade	Opposition
1	AL Duncan	9/6	1958-59	Third	Toombul/Sandgate 1
2	SW Ayres	9/14	1914-15	First	Goodna
3	AL Duncan	9/23	1958-59	Second	West's
4	J Voll	9/24	1999-00	B2 Sub Districts	Bayside Muddies
5	WE Nolan	9/27	1957-58	Third	West's
6	JW McLaren	9/34	1907-08	First	South Brisbane
7	DG Larke	9/35	2017-18	Fourth	Western Suburbs
8	W Armstrong	9/74	1933-34	Second	Norths

TWO HAT TRICKS IN ONE INNINGS

	Player	Figures	Season	Grade	Opposition
1	M Retchless	8/13	1957-58	Under 18	Toombul

DOUBLE HAT TRICKS (4 Wickets in 4 Balls)

	Player	Season	Grade	Opposition
1	C Hoy	1951-52	Second	Toombul/Sandgate

HAT TRICKS

	Player	Season	Grade	Opposition
1	V Macdonald	1899-00	First	Nundah
2	T Byrne	1902-03	First	Toombul-Nundah
3	AV Vallely	1905-06	First	Oxley
4	JW McLaren	1906-07	First	Oxley
5	SW Ayres	1911-12	First	Toombul
6	A Hurwood	1922-23	First	N/R
7	J Stafford	1926-27	First	QCA Colts
8	A Hurwood	1930-31	First	Toombul
9	M O'Connell	1934-35	Third	Norths
10	D Johnston	1935-36	Second	Norths
11	SJ Ferguson	1937-38	Second	Toombul-Sandgate
12	WE Nolan	1938-39	Fourth	Toombul
13	EI Maguire	1939-40	Third	N/R
14	N Simpson	1946-47	Second	University
15	ND Campbell	1949-50	Third	Valley (1)
16	JD Spain	1949-50	Third	East-Balmoral
17	M O'Shea	1953-54	Fourth	N/R
18	BS Warlow	1955-56	Under 18	N/R
19	BS Warlow	1955-56	Under 18	N/R
20	AL Duncan	1955-56	Fourth	N/R
21	AJ T Bailey	1956-57	First	West
22	RL Barber	1957-58	Schoolboy	N/R
23	AL Duncan	1959-60	Second	N/R
24	JT Oliphant	1959-60	Schoolboy	N/R
25	BR Freeman	1963-64	Second	Souths
26	L Groves	1964-65	Under 18	Balmoral-Wynnum
27	A Gibson	1966-67	Under 18	Sandgate-Redcliffe
28	C Thorley	1966-67	Under 18	East
29	B Sharp	1966-67	Third	Balmoral-Wynnum
30	K Flanders	1967-68	Fourth	N/R
31	PH McMurdo	1969-70	Under 18	N/R
32	C Thorley	1970-71	Schoolboy	East
33	CR Leggat	1971-72	Fourth	Norths
34	DR O'Rourke	1976-77	Under 18	Wynnum-Manly
35	ST Janes	1978-79	Fourth	East 2
36	A Simcox	1980-81	Fourth	Toombul
37	A Simcox	1980-81	Fifth	West
38	RAJ Anderson	1992-93	Second	Gold Coast
39	MJ Ogilvie	1992-93	Sixth	Wynnum-Manly
40	CF Kempnich	1995-96	Sixth	Toombul
41	JW Watts	1996-97	Third (1)	Norths
42	MK Smith	1997-98	Third (2)	Sandgate-Redcliffe
43	DK Hickey	1997-98	B1 (Sub Districts)	Toombul
44	KG Tuite	1997-98	C1 (Sub Districts)	Stafford
45	SC Barlow	1998-99	Fourth (2)	Valley (1)
46	R Gmeinder	1998-99	B2 (Sub Districts)	Bayside Muddies
47	AR Townsley	1998-99	C2 (Sub Districts)	Brookfield
48	G Hall	1998-99	Women's First	Redbank Plains
49	BJ Creevey	1999-00	Fourth (1)	Beenleigh-Logan
50	A Mason	1999-00	B2 (Sub Districts)	Taringa Rovers
51	R Appruzzese	1999-00	C3 (Sub Districts)	Brookfield
52	MI Mortimer	2000-01	Under 18	Souths
53	TE Brown	2001-02	Women's First	Sandgate-Redcliffe
54	TE Brown	2002-03	Women's First	West
55	NM Hutton	2002-03	Fourth (2)	Valley (1)
56	NJ Condon	2003-04	Fifth (2)	Souths (1)
57	ST Barnard	2005-06	Over 40's	University
58	DC Ham	2007-08	B1 (Sub Districts)	Alexandra Hills
59	AK Dudgeon	2008-09	T20 Second	University
60	KIR McKay	2012-13	C2 (Sub Districts)	Rochdale South
61	HT Pedrola	2012-13	T20 Legends	Souths
62	JP Alexander	2013-14	C2 (Sub Districts)	Brackenridge
63	AJ Gode	2015-16	First	Toombul
64	DJ Cook	2015-16	Sixth (1)	South Brisbane
65	ML Taylor	2015-16	Sixth (2)	Redlands
66	JE Cope	2016-17	Women's Second	Gold Coast
67	KG Cronin	2017-18	Fourth	Western Suburbs
68	K Sutherland	2017-18	Women's First	University of Queensland
69	DJ Robinson	2019-20	C3 (Sub Districts)	West Brisbane
70	LT Cook	2019-20	C3 (Sub Districts)	West Brisbane
71	MM Hughes	2019-20	C3 (Sub Districts)	Ashgrove
72	JG Jones	2019-20	Women's Second	Redlands
73	GA Bond	2020-21	Women's Second	Sunshine Coast
74	JA Badenhorst	2021-22	T20 Second	South Brisbane

THE FRANK & NOREEN VIDLER MEMORIAL TROPHY **FOR CONTRIBUTION TO JUNIOR CRICKET**

The Frank & Noreen Vidler Memorial Trophy is an important trophy awarded to a player, coach, administrator, committee member, mentor or volunteer who has done something significant in relation to junior or youth cricket during the season as Frank Vidler loved to encourage young players to enjoy the game and improve their skills. Frank was a very fine fast bowler. In 225 premierships matches from 1948 to 1968 he took 486 wickets. 123 of those matches were in First Grade where he captured 273 wickets. Frank and Noreen were wonderful people and great supporters of the club. Thanks to the financial support of the Vidler family this trophy will be presented every year as long as the club exists.

Season	Winner	Achievement
2010-11	Jack Beath	Outstanding season as a player in junior and senior cricket
2011-12	Jai Lembryk	Outstanding season as a player in junior and senior cricket
2012-13	Gillian Bristow	Outstanding service as an administrator of junior cricket
2013-14	Steve Farley	Outstanding service as an administrator of junior cricket
2014-15	Emma Kirkland	Outstanding service as an administrator of junior cricket
2015-16	Martin Bell	Outstanding service as an administrator of junior cricket
2016-17	Karen Willis	Outstanding service as an administrator of junior cricket
2017-18	Robert Bailey	Outstanding service as an administrator of junior cricket
2018-19	Chris Zipf	Outstanding service as an administrator of junior cricket
2019-20	Andrew Warhurst	Outstanding service as an administrator of junior cricket
2020/21	Tracey McLagan	Outstanding service as an administrator of junior cricket
2021-22	Kim Lawley	Outstanding service as an administrator of junior cricket



Junior girls at Jubilee Park, Bardon.

JUNIORS SECTION 2021/2022

JUNIOR MANAGEMENT COMMITTEE & COACHING REPORT

If all things in life ran as smoothly as the JMC, things might get boring. We had a few new faces onboard this season to help with the enormous task of getting close to 1000 players on the field. So right up front, thank you to each and every JMC member.

Before I go to the nitty gritty of the season, I will outline the challenges that are our foremost worries. Decreasing space and increasing numbers. When you are on a knife-edge for grounds and nets, the loss of one venue can spell disaster. The weekly task of keeping good relationships with schools is so important. One overturned bin, food scraps left around or an unlocked door, (whether it was a cricket team or not) creates a ripple affect that has to be sorted and soothed via emails and phone calls.

The recent floods ravaged several cricket grounds that our juniors play on. Luckily it was Term 1 where our numbers are not at capacity, but there is a real danger that the damage was so severe that some may not be up for a peak in Term 4 next season. The increased use of our nets by senior men's, women's squads, rep squads and Academy means the options to allow and place junior sides into nets for practice is getting harder. Thankfully this season we had the addition of an extra two nets. I try to accommodate this the best I can as I feel that as a junior you need to feel part of the club and if you rarely play cricket there then this bond is hard to achieve.

To further alleviate this, the idea to utilise our lights for games was well received last year however expanding women's comps into this space meant that this became difficult to arrange. For us to continue to create opportunities for game and personal skill development among all our age groups we must think outside of the square. Sundays become an option for games as it allows for a selection of better grounds to be used and a greater availability of time slots. Developing relationships with other clubs to create coached games is also another that is in the pipeline and something that these clubs are in agreeance with.

This season I was elected to the Committee of the Brisbane North Junior Cricket Association. I did this with the view to move junior cricket forward with some progressive thinking and look at ways to create alternate pathways and development games in this space. The traditional models of long formats and set championships do not suit all players. Innovative thinking around T20 and T10 games as well as modified formats will need to be an option for many to stay with the game and find enjoyment and skills pathways. The modern game now offers formats for players at international level for all of these game styles. Time factors are also another important consideration. An entire short form game can be completed in approximately 3 hours, a positive drawcard for parents and players. The complete picture of offering something for most and the understanding of pathways other than to top class honours is not something that all are around or are in touch with.

The Covid curse still lingered this season, so virtual zoom meetings coupled with face to face meetings were the way to go and the JMC got on with it in their usual cooperative, interactive, transparent and happy fashion. Our two reps on the Brisbane North Junior Cricket Association are Chris Zipf and Craig Willis. They are great ambassadors for the club and have continued to create a harmonious and functional relations with our affiliating association. It is amazing how quickly those monthly meetings swing by.

Dealing with Saturday morning calls about a wet field and a barrage of "is it on?" posts, emails, messenger and texts and calls are only possible via the diplomatic and friendly demeanour of the JMC members. Their very style makes my job so much easier.

This season we bid a fond goodbye to one of our unsung heroes Martin Bell and also our open age coordinator Jim Gordon. Martin has had the mammoth task of being our equipment officer (AKA Kit Man). Over the years he has been involved he has evolved the system of kit completion to a fine art. Ensuring the right size balls, colours, counters books etc are included is no small effort for 100 plus bags across so many age groups. So again, this is a role that will need to be split across a few people in the future. Jim has been a fantastic addition to the JMC and his work as age coordinator has been exemplary. On behalf of everyone, many thanks to these great club helpers, we will miss you.

I know Karen Willis will do a report on The All Abilities Program but as a 44 year long servant of this club I have to acknowledge this program as it continues to grow in the Friday afternoon time slot. A truly wonderful program that highlights what Valley people can do to make a difference. Club volunteers and a wonderful coordinator in Kaz keeps this community-minded program going from strength to strength.

Besides all of our Saturday sides and Friday night Blasters there is an ever-increasing number of kids being introduced into the club and cricket via the afternoon Blasters program. Again, this offers something for all levels and is a fun program that keeps growing.

Our roving under 8 and 9 specialist coaches (Marcus Zipf and Cam Willis) again carried on their wonderful skills coaching with this age group. Over the season this evolved into more team coaching for those sides a requiring assistance. Having two specialist coaches with great game and skill knowledge is a no brainer asset for most. Those who saw them in action will testify to the help it provided for coaches and players. Still hard to believe we have some teams knock back this offer.

Don't forget to jump on The Facebook page "Valley's coaches' corner" for plenty of handy tips and coaching advice as well as being an interactive tool for coach questions. It still concerns me when I see coaches using the dreaded circle catching drill. Coach hits a catch to a semi-circle of 12 players. No technique advice and three kids wait to drop a catch every 50 seconds or more. Not hard to choose pairs drills or anything that inspires, involves and improves techniques. 50 simple catches within 2 minutes with a 95% completion rate outweighs a ten-minute activity with ten catches and a 60% completion. I say this every season and hopefully the message will get through in my lifetime. With this in mind I run a series of "coach the coach" events every season and these were well attended. These sessions provide information for every level of coach. I implore every junior coach to attend these.

An event that I can say I was closely attached to was our T10 Charity event. It probably won't rate a mention elsewhere in this book but it should. This demonstrated everything good about a cricket club and its members and the sense of family. The unfortunate accidents that had happened to our two Valley club young men was something that all were clearly touched by, and then rallied together to help. In my opinion (and many others), this was the greatest single event the club has ever staged.

Through massive help from my outstanding friend Karen Willis, the event raised close to \$30K for the families to help in their journey forward. The sponsor were many: Seiko, KDS, QC, Meat at Billy's, AA Pest Management, Alto Bar, Physioworks, Ideal Locksmiths, 12 Round Fitness, Body Bliss, Priority Residential, Hobby Lane. A special mention goes to Prism Surgical who made a massive financial donation to the evening. Thank you all so much. Thanks to the scorer (Bally), commentary team, players, umpire (Steve Farley) and to the rank and file of the club and their extended friendship circles, everyone needs to be applauded for their massive and generous support.

What is of relevance is that we had so many juniors spectating and rubbing shoulders with First grade players and other senior players. To have many of our regular first graders mixing it with the young guns side and to have Boycey and Josh Brown (NDCC) involved was just terrific. A highlight from the night was the "spilled catch" by Boycey on the boundary that got swooped on by a little junior Will Durkin for a \$50 cash crowd catch. The night showed what one club spirit can be and what it can achieve. This will not be the last time we do this. We will continue to support Riley and Hayden in their future endeavours. Go well lads!

Global warming or a 500-year rain event twice a year or whatever you like to call it, affected many games this season and I know how annoying and difficult this can be for players and coaches. The process of match rescheduling and even cancellations can be very nerve wracking. We always try to do our best here but sometimes it is beyond our control.

I am constantly striving to make our club a place where people want to play and are given opportunities to be as good as they can be. I ask us to be vigilant in helping others maintain a fun and mentoring environment devoid of bullying, favouritism and acceptance of poor standards. I see so many wonderful things happening with juniors that I am confident that this spirit and sense of fair play will continue grow through our ranks. So thank you to the parents, coaches, managers and to the junior players who this is all about. You are a shining light.

Clinton "George" Kempnich
Chairman Junior Management Committee
Director of Junior Coaching
CA Level 3 High Performance Coach
VDCC Life Member

KEEPING YOUTH BUSY IN SPORT



Wonderful support from the Valley family for the Riley Grace and Hayden Boyd Benefit Match.

JUNIOR TEAM COACHES & MANAGERS FOR 101 TEAMS

Age Group	Team	Coach	Manager
Open Div (7 teams)	Blue	Paul Collins & Luke Garske	Jim Gordon
	Gold	Terry Gurr	Monique Knox
	Green	Rob Dunne	Nicola Buck
	Grey		Peter Hilditch
	Orange	Darren Jones	Paul Henderson
	White	Clayton Bray	Andrea Hurwood
	Maroon	Brett Jenkins	Matthew Watt
Under 15 (8 teams)	Blue	Peter Barr & Adrian Lush	Jeremy Arnold, Adrian Lush (Post)
	Gold		Mia Fitzgerald
	Green	Ben Wallwork & Scott Bryan	Gil Penrose
	Grey	Craig Bellamy, Martin Turrell (Post)	Steve Frankel
	Maroon (Post)	Paul Grady	Gillian Tyrrell
	Orange		Andrew Barron
	Purple	David Gant	Gillian Tyrrell
	White	Brian Polich	Matt McPhee
Under 14 (5 teams)	Gold	Clint Easter & Daniel Hayes	Louise Easter
	Green		Sandy Miller
	Navy	Chris Smith	Sean Rothwell
	Orange	Gordon Lake	Natalie Jackson
	Red	Blake Micallef	Vanessa Gillman
Under 13 (13 teams)	Aqua	Paul Szumowski	Danny Clementson
	Black	Julian Page	Peta Spence
	Blue	Steve Wessling	Nicola O’Ryan
	Gold	Brian Petersen	Luke Nothdurft
	Green	Chris Meade	Jason Karoly
	Grey	Steele Tallon	Roger Cook
	Maroon	Jonathan Levy	Darshit Thaker
	Navy	Scott Hooper	Darryl Vaughan
	Orange	Rob Macfarlane	Caroline O’Connor
	Purple	Colin Cavanagh, Glenn Watson (Post)	Joel Hockey
	Red		Belinda McCormack
	Silver	Jeremy Bird	Sam Barrett
	White	Monty Wadhvani	Charutta Wadhvani
Under 12 (13 teams)	Amber	Ben Whittaker	Meg Whittaker
	Aqua	Mick Moy	Jane Hitchcock
	Blue	Shaun O’Leary & Nick Gibson	Julia Thurgood
	Gold	William Stafford	Kirsty Clune, Bill Mauger (Post)
	Green	Brad Shaxson & Kieren Barker	Robert Isaac & Martin Blaszczyk
	Green (Post)	Gerry Murphy	Dimity Germon
	Grey	Andrew Schimke	Matt Toon
	Maroon	Marc Banvill	Ryan Spain
	Navy	Gerard Williams	Tim Gordon
	Purple	Charles O’Reilly	
	Red	Tim Kershaw	Paul Deem
	Silver	Greg Sakzewski	Eileen Lambley
	White	JP Bester	Vanessa Johansen
	Yellow	Ian Bathgate	Mike Grady

JUNIOR TEAM COACHES & MANAGERS continued

Age Group	Team	Coach	Manager
Under 11 (15 teams)	Amber	Ben Maddox	Deb Maddox
	Aqua	Julian Farrugia	Carol Rooney
	Black	Andrew Deane	Michael Wren
	Blue	James Macaulay	Leo Whitely
	Brown	Tim Jackman	Pat Tucker
	Gold	Michael Wise	Scott Read
	Green	Michael Carey	Rochelle Carey
	Grey	Tim Slack & Rob McDonald	David Atkinson
	Maroon	Brett Mastenbroek	Karen Mastenbroek
	Navy	Simon Marlow	David Bamford
	Orange	Doug Pye & Mark Scanlan	Kate Vale
	Purple	Greg Cahill	Sarah Cahill
	Red	Andrew Colen	Andrew Smith
	Silver	Michael Garrett	Alison Hopes
Yellow	Duncan Gorham	Tony Narbey	
Under 10 (13 teams)	Amber	Rory O'Shea	Franki Simmons
	Aqua	James Durkin	Justin Howes
	Black	Justin Baulch	Renae Lewis
	Blue	Alex Rose, Gavin Peach (Post)	Gavin Peach, Paul Jenkins (Post)
	Brown	Pete Clare & James McDonald	Carolyn Burton
	Gold	Damien Greig	Brett Rosenthal
	Green	Jason Nowlan & Lincoln Crowley	Sarah Bender & Jonathan Barton (Post)
	Grey	Lakshmi Venkatasubramanian, Gareth (Post)	Ingrid & Gareth Collins
	Maroon (Post)	Peter Wise & Tim Gordon	Tammie Lawrie
	Navy	Jared Robinson	Matt McAndrew
	Red (Post)	Simon Hambleton & Niall Carey	Erin Hambleton
	Silver	Robert Mackkay & Brendan McConville	Rose Mackay
Yellow	Matthew Newlands	Michael Klumpes	
Under 9 (18 teams)	Bandicoots	Lee Hellen	Belinda Copley
	Bulls	Michael Wise	Emily Elliott
	Colts	Karl Perkins & Patrick McGovern	Heidi Perkins
	Crocodiles	Dave Fowler	Bridget Brown
	Dingoes (Pre)	Peter Wise & Tim Gordon	Tammie Lawrie
	Dolphins	Todd Lamb	Kurt Sakzewski
	Falcons	Andrew Schimke	Sara Burke
	Goannas	Brad Munro	Cass Thies
	Kangaroos	Nick Hipwood	Liz Larkin
	Koalas	Stephen Dwyer	Shane Jackson
	Lions	Jon Janjowski	Siobhan Janjowski
	Magpies	Rohan Rainbow	Belinda Sweeney
	Platypus	Jeremy Zampech	Christine Petrie
	Rams	Andrew Quinn	Lauren Quinn
	Redbacks (Pre)	Simon Hambleton & Niall Carey	Erin Hambleton
	Rosellas	David Hutchinson	Prue McClean
	Sharks	Matt Arnott	Danielle Davison
Stingrays	Joel Robinson	Sally Doolan	
Under 8 (8 teams)	Brumbies	Mark Henderson & Luke Richmond	Simon Cox
	Eagles	David Gillman	Vanessa Gillman
	Geckos	John Hallo	Louise Hallo
	Hawks	Justin Howes	Greg Howes
	Marlins	Paul Blinkhoff	Tim Heenan
	Taipans	Rob Tolley & Jonny Shirley	Belinda Copley
	Wallabies	Conrad Hall	Yolanda Ferguson
	Wombats	Matthew Davis	Danyelle Nolan

JUNIOR GIRLS TEAM COACHES & MANAGERS FOR 9 TEAMS

Age Group	Team	Coach	Manager
Under 8 (2 teams)	Kookaburras	Josh Mulligan	Chemay Ward
	Lorikeets	Julian Farrugia	Adin Townsley
Under 11 (2 teams)	Ruby	Paul Logan & Ben Wallwork	Peter Cridland
	Sky	Josh Mulligan	Jodie Vickery
Under 13 (3 teams)	Azure	Charles O'Reilly	
	Emerald	Darron Laing	Jody Hannah
	Sky	Warwick Walsh	Michael Yannarakis
Under 16 (2 teams)	Azure	Grant Mitchell	
	Sky	Phil Tinetti	Bill Dale

BRISBANE NORTH JUNIOR CRICKET ASSOCIATION TEAM POINTS TABLES

The points below are taken from the BNJCA website. They are based on results and statistics entered into the MyCricket system by club and team volunteers.

OPEN DIVISION FORREST Pre-Christmas

Valley Grey	42.09
Sandgate-Redcliffe Dixon	33.49
Toombul Gold	27.61
Valley Green	18.38

OPEN DIVISION RENSHAW Pre-Christmas

Sandgate-Redcliffe Street	37.53
Valley Orange	30.13
Albany Creek Eagle Hawks	23.89
St Patricks Green	18.61

GIRLS UNDER 16 PRESTWIDGE Pre-Christmas

Wilston-Norths Raiders	68.91
Wilston-Norths Roos	60.29
Valley Sky	53.47
Valley Azure	37.62
Ferny Districts	37.16

UNDER 15 HOPES Pre-Christmas

Toombul Blue	48.09
Sandgate-Redcliffe Hohns	33.06
Valley Grey	28.88
Wilston-Norths Gold	26.79
Albany Creek Hawks	22.66
St Patricks Green	15.14

UNDER 15 SIMPSON Pre-Christmas

The Lakes Blue	58.59
Valley Gold	37.20
Toombul Red	35.87
Wilston-Norths White	22.63
Valley White	21.92
St Patricks Gold	10.13

UNDER 15 CUTTING Post-Christmas

Sandgate-Redcliffe Pink	60.64
The Lakes Blue	45.96
Albany Creek Hawks	44.44
Valley Maroon	41.06
Redcliffe City Cyclones	27.52

OPEN DIVISION LYNN Pre-Christmas

Valley White	54.21
Toombul Red	42.74
Wilston-Norths Blue	40.96
Valley Maroon	28.19
Valley Blue	27.19
Valley Gold	17.13

OPEN DIVISION CLARKE Post-Christmas

Toombul Red	44.04
Sandgate-Redcliffe Dixon	31.52
Valley Orange	29.73
Albany Creek Eagles Hawks	8.98

GIRLS UNDER 16 JONASSEN Post-Christmas

Wilston-Norths Raiders	52.94
Wilston-Norths Roos	46.00
Valley Sky	45.93
Ferny	32.98
Valley Azure	29.12

UNDER 15 LILLEE Pre-Christmas

Valley Orange	49.33
Wilston-Norths Red	42.75
Albany Creek Night Hawks	35.62
Valley Green	32.39
Wilston-Norths Green	25.68
Burpengary Brumbies	17.45
Toombul Black	13.14

UNDER 15 REARDON Pre-Christmas

Sandgate-Redcliffe Pink	50.68
Valley Blue	37.84
Wilston-Norths Black	37.10
Valley Purple	27.10
Albany Creek Eagle Hawks	25.83
Redcliffe City Cyclones	11.79

UNDER 15 FITNESS Post-Christmas

Valley Blue	35.69
Valley Grey	29.20
Albany Creek Night Hawks	29.01
Wilston-Norths Black	12.56

BRISBANE NORTH JUNIOR CRICKET ASSOCIATION TEAM POINTS TABLES continued

UNDER 14 BRACKEN Pre-Christmas

Valley Navy	46.43
Toombul Silver	45.75
Wilston-Norths Black	44.45
Sandgate-Redcliffe Kent	26.23
Albany Creek Falcon Hawks	13.99
St Patricks Green	12.53

UNDER 14 HARRIS Pre-Christmas

Valley Red	48.58
Redcliffe City Cyclones	44.23
Albany Creek Sea Hawks	38.93
Toombul Gold	29.8
Wilston-Norths Blue	29.23
Ferny Green	13.78

UNDER 14 JOHNSON Pre-Christmas

Albany Creek Tomahawks	47.29
Valley Gold	43.22
Wilston-Norths Green	32.17
Sandgate-Redcliffe Swepson	26.30
Wilston-Norths Gold	23.92
Valley Orange	18.85

UNDER 14 SYMONDS Pre-Christmas

Wilston-Norths Maroon	48.35
Sandgate - Lihou	42.54
The Lakes Blue	37.53
Wilston-Norths Red	33.32
Wilston-Norths White	29.75
Toombul Grey	29.36
Valley Green	26.07
Ferny Red	9.12

UNDER 14 MCKAY Post-Christmas

Albany Creek Tomahawks	37.85
The Lakes Blue	35.51
Valley Orange	16.14
Sandgate-Redcliffe Kent	14.27

UNDER 13 KERR Pre-Christmas

Valley Aqua	47.41
Albany Creek Eagle Hawks	44.70
Toombul Silver	39.49
Ferny Districts Red	28.70
Valley Black	23.05
Wilston-Norths Black	14.68

UNDER 13 HENSHELL Pre-Christmas

Valley Gold	52.45
Albany Creek Night Hawks	45.76
Ferny Green	29.81
Wilston-Norths Blue	27.01
Valley Blue	20.74
Toombul Red	19.72

UNDER 13 TOWNSEND Pre-Christmas

Wilston-Norths Green	54.48
Valley Grey	50.98
St Paul's School Red	46.13
Valley Orange	29.83
Ferny Districts Yellow	20.70
Valley Navy	20.66
Wilston-Norths Red	20.32
Valley Green	17.97

UNDER 13 LOVE Pre-Christmas

Valley Purple	40.84
Valley Red	39.99
Valley White	36.90
Valley Maroon	27.41
Wilston-Norths White	23.66
Valley Silver	22.58

UNDER 13 MARSH Post-Christmas

Albany Creek Night Hawks	40.75
Toombul Black	27.30
Valley Gold	23.99
Ferny Green	16.12

UNDER 13 GILBERT Post-Christmas

Valley Purple	42.02
Valley Grey	40.20
Wilston-Norths Black	15.40
Wilston-Norths Red	12.72

GIRLS UNDER 13 BARSBY Pre-Christmas

Valley Emerald	67.12
Valley Azure	65.59
Wilston-Norths Orcas	57.90
Toombul	46.23
Wilston-Norths Dolphins	38.74
Ferny Districts	37.08
Valley Sky	31.90

GIRLS UNDER 13 PERRY Post-Christmas

Wilston-Norths Orcas	51.27
Valley Sky	45.49
Valley Azure	45.07
Ferny	39.24
Valley Emerald	38.28
Wilston-Norths Dolphins	37.68
Toombul Red	30.27

REPRESENTATIVE PLAYER DEVELOPMENT COMPETITIONS

Each year, many Valleys junior players participate in the trial process for representative cricket, striving for selection in Brisbane North (BNJCA) representative teams that compete in either State Championships or other junior development carnivals.

U12 CASEY CUP

U13 REEVESIE CUP

U14 ANSTEY LA FRANTZ SHIELD

Played over consecutive Sundays on turf wickets, these competitions form part of the trial process for selection in these BNJCA representative teams. They also provide an important development opportunity for those selected to play cricket at a higher level than the regular Saturday morning junior club competition.

BNJCA Representative Teams

A number of Valleys junior players were selected to represent Brisbane North at Hub Challenges and other junior development carnivals.

U12 State Championship Team

Oliver Harris, Andy Mercer, Tom Rollason, Jonathon Tennakoon, and Harry Weibgen

U12 Development Teams

Blue: Ezra Day, Adam Noon, Mitchell Spence and Aadya Wadhvani

Maroon: Henry Crook, Joshua Pope and Francis Wallwork

U13 Championship Team (Hub Challenge)

Mitchell Ackermann

U13 Development Team

Blue: Oliver Hayes and Archer Tallon

Maroon: Hugh Clementson

U14 Championship Team (Hub Challenge)

Hugh Burke and Luke Ward

U14 Development Team (Sunshine Coast)

Blue: Xavier Chessman and Ben Rothwell

Maroon: Ryan Royce

U15 Championship Team (Hub Challenge)

Jayden Draper and Harry Frost

U15 Development Team

Sam Wallwork

U13 Girls Challenge Team

Chelsea Dale

Grace King

Tara Millott

Emma Swanepoel

U13 Girls Development Team

Jasmine Fellingner

Lilly Hoe

Madison Laing

Kaila Walsh

U15 Girls Team

Bridget Lyons

Harini Paravithana

Charlotte Serisier

HONOUR BOARD PERFORMANCES 2021/22

JUNIOR GRADES U11 – OPEN

TOP 10 RUN-SCORERS

	Player	Team	Innings	Runs	Avg
1	Isaac Mastenbroek	11 Maroon	13	492	-
2	James Martin	11 Red	12	414	-
3	Ryan Jones	14 Orange	9	382	42.44
4	Jackson Davies	11 Purple	12	380	-
5	Eden Van Gorp	15 Grey	9	357	128*
6	Samuel Colen	11 Red	12	350	-
	Edward Hopes	11 Silver	15	350	-
8	Dominic Whitham	11 Maroon	11	333	-
9	Declan Spain	12 Maroon	14	317	52.83
	Rahul Rodrigues	11 Maroon	13	317	-

TOP 10 WICKET-TAKERS

	Player	Team	Matches	Overs	Runs	Wkts	Avg	BBowl
1	Samuel Mellifont	11 Gold	12	32	154	20	7.70	6/1
	Isaac Burton	11 Maroon	13	39	186	20	9.30	3/7
3	Nicholas Anderson	11 Orange	9	25	106	17	6.24	5/7
	Archie Smith	15 Blue	8	47.2	116	17	6.82	4/22
5	Rahul Rodrigues	11 Maroon	13	39	230	16	14.38	5/46
	George Henderson	11 Brown	13	41	246	16	15.38	4/23
7	Benjamin Church	12 Maroon	14	34.4	137	15	9.13	3/18
	Patrick Anderson	13 Grey	10	47	139	15	9.27	3/9
	Max Gorham	11 Yellow	13	34	150	15	10.00	3/13
	Rocco Ryan	11 Navy	14	36	182	15	12.13	3/6
	Charlie Bishop	11 Brown	14	39	207	15	13.80	3/4
	Tanner MacDonald	11 Silver	14	40	257	15	17.13	3/5

5 WICKETS OR MORE IN AN INNINGS

	Player	Team	Figures
1	Shrivant Malviya	10 Grey	7/13
2	Samuel Mellifont	11 Gold	6/1
3	Patrick Falk	10 Grey	6/12
4	Manan Patel	10 Navy	6/15
5	Jack Mercer	14 Navy	6/16
6	Aiden Whitta	13 Black	6/34
7	Manan Patel	10 Navy	5/5
8	Nicholas Anderson	11 Orange	5/7
9	Harry Deane	10 Brown	5/9
10	Vaughn Jenkinson	11 Gold	5/10
11	Morgan Elphinston	11 Amber	5/11
12	Ethan Bester	12 White	5/11
13	Hayden Jones	Open Orange	5/13
14	Oliver Gordon	Open Blue	5/17
15	Joel Colen	13 Gold	5/19
16	Tom Clay	Open Orange	5/23
17	Rahul Rodrigues	11 Maroon	5/46

HAT TRICKS

	Player	Team	Figures
1	Tom Arthur	13 Grey	4/14
2	Aodhan McGovern	13 Blue	4/6

TOP 10 FIELDING DISMISSALS (including 'keepers)

	Player	Team	Matches	Catches	Stumpings	Total
1	Declan Brown	Open White/Orange	9	13	2	15
2	Matthew Petersen	14 Red	5	12	0	12
3	Harrison Falk	12 Maroon	14	11	0	11
	Cooper Lush	15 Blue	9	9	2	11
5	Rahul Rodrigues	11 Maroon	13	10	0	10
	Ethan Cross	13 Purple	7	9	1	10
7	Thomas Tozer	Open Orange	3	8	0	8
	Charlie Bishop	11 Brown	14	8	0	8
	Luke Duncan	14 Orange	7	8	0	8
	Cathal Mac Phaidin	11 Silver	13	8	0	8
	Adam Noon	13 Gold	8	8	0	8
	Jed Siganto	14 Red	5	8	0	8
	Bailey McCabe	Open Grey/Orange	8	8	0	8

CENTURY SCORERS

	Player	Team	Runs
1	Eden Van Gorp	15 Grey	128*
2	Oliver Taylor	Open White	126*
3	Lucas Bryan	15 Green	121*
4	Harry Weibgen	13 Maroon	112*
5	William Easter	12 Amber	112*
6	Francis Wallwork	12 White	105
7	Lincoln Manuel	15 Green	104*
8	Ethan Cross	13 Purple	101*
9	Hugh Dodd	13 Orange	101
10	Ryan Jones	14 Orange	101

HALF-CENTURY SCORERS

	Player	Team	Runs		Player	Team	Runs
1	Jock Horton	Open Grey	95	71	Angus Hetherington	12 White	56*
2	Max Norton	15 Green	93*		Cooper Guise	15 Orange	56*
3	Owen Boys	15 Gold	90		Harry Vickery	13 Aqua	56*
4	Adam Johansen	12 White	87*		Ben Sinclair	14 Gold	56
	Jaxon Barwell	Open Maroon	87*		Fletcher Carlson	13 Red	56
6	Ryan Jones	14 Orange	84		Luke Carter	14 Green	56
7	Archie Smith	15 Blue	83	77	Andy Mercer	13 Grey	55*
8	Harrison Falk	12 Maroon	81*		Fergus Hughes	12 Green	55*
9	Archie Smith	15 Blue	80*		Joshua Coupland	12 Maroon	55*
	Hugo Macaulay	13 Orange	80*		Lachlan McEvoy	Open Gold	55*
11	Ryan Jones	14 Orange	79		Thomas Arthur	13 Grey	55*
12	Jaxon Barwell	Open Maroon	77*		Alexander Huffels	12 Aqua	55
	Oliver Harris	13 Grey	77		Cooper Heather	12 Red	55
14	Henry Germon	12 White	76*		Hugh Devine	13 Black	55
	Siddharth Kodiganti	12 Gold	76*	85	Aidan Schimke	12 Grey	54*
16	Fletcher Carlson	13 Red	75*		Cooper Lush	15 Blue	54*
	Owen Boys	15 Maroon	75*		Isaac Mastenbroek	11 Maroon	54*
	Samuel Brown	Open Grey	75		Jack Easter	13 Maroon	54*
19	Rafferty Macfarlane	13 Orange	74*		Levi Carroll	15 Gold	54*
	Adam Johansen	12 White	74		Jock Horton	Open Grey	54
21	Oliver Dauber	14 Red	73*	91	Alexander Huffels	12 Aqua	53*
22	Joshua de Jager	13 Maroon	72*		Eden Van Gorp	15 Grey	53*
	Luke Ward	15 Blue	72		Harrison Cleary	12 Silver	53*
	Matheesha Dassanayaka	13 Grey	72		Harry Franklin	14 Gold	53*
25	Maximilian Johnstone	13 Silver	71		James Brandon	15 Purple	53*
26	Archer Tallon	13 Grey	70*		Jed Taylor	11 Orange	53*
27	Luke Ward	15 Blue	69*		Patrick Easter	13 Maroon	53*
28	Hugh Clementson	13 Aqua	68*		Thomas Davies	Open Blue	53*
	Jay O'Neill	13 Purple	68*		William McLennan	12 Purple	53*
	Thomas Wex	Open Blue	68		Aamay Wadhvani	13 White	53
31	James Martin	11 Red	67*		Finn Wark	14 Orange	53
	Kiyan Rahman	Open White	67*		Matthew Nisbett	15 Orange	53
	Oliver Blakemore	12 Silver	67*	103	Rafferty Macfarlane	13 Orange	52*
34	Balthazar Basha	13 Red	66*		Joel Colen	13 Gold	52*
35	Samuel Brown	Open Grey	65		Harry Weibgen	13 Maroon	52*
36	Harry Weibgen	13 Maroon	64*		Jonathon Tennakoon	13 Black	52*
	George Kleinschmidt	13 Grey	64*		Tom Rollason	13 Aqua	52*
	Levi Carroll	15 Gold	64*		Harrison Falk	12 Maroon	52*
	Luke Ward	15 Blue	64*		Harvey Pye	11 Orange	52*
	Max Nielsen	Open Orange	64		Dominic Whitham	11 Maroon	52*
41	Elliott Gillman	14 Red	63*		Edward Bryce	11 Silver	52*
	Samuel Wood	13 Gold	63*		Owen Boys	15 Gold	52
	William Easter	13 Purple	63*		Harrison Reck	14 Gold	52
44	Dylan Treston	Open Maroon	62*		Joel Colen	13 Gold	52
	Harry Wesley	12 Grey	62*	115	Harvey Pye	11 Orange	51*
	Matthew Casey	13 Gold	62*		Jack Love	Open Grey	51*
47	Albie Betteridge	13 Red	61*		Toby Campbell	13 Blue	51*
	Harrison Cleary	12 Silver	61*		Archer Tallon	13 Grey	51
	Jack Mercer	14 Navy	61*		Kiyan Rahman	Open White	51
	Jackson Davies	11 Purple	61*	120	Andrew Miller	Open White	50*
	Oliver Dauber	14 Red	61*		Archer Tallon	13 Grey	50*
	Oliver Hayes	14 Gold	61*		Dominic Scott	14 Navy	50*
53	Jack Easter	13 Purple	60*		Edward Nothdurft	13 Gold	50*
	Patrick Anderson	13 Grey	60*		Harry Wesley	12 Grey	50*
	Adam Noon	13 Gold	60		Isaac Mastenbroek	11 Maroon	50*
	Lucas Bryan	15 Green	60		Jack Mercer	14 Navy	50*
57	Owen Arnold	15 Blue	59*		James Martin	11 Red	50*
	Thomas Tozer	Open Orange	59*		Joshua Pope	13 Silver	50*
	Tristan Jeffrey	15 Grey	59*		Kane Kinnaird	12 Grey	50*
	Francis Heenan	13 Red	59		Kingston Anderson	13 Silver	50*
	Hamish Penrose	Open White	59		Kobe Nixon	12 Green	50*
62	Oscar Canning	15 Gold	58*		Matthew Nisbett	15 Orange	50*
	Oscar Canning	15 Gold	58		Ryan Royce	15 Blue	50*
	Vrish Shah	13 Grey	58		Ted Barron	15 White	50*
65	Alexander Barr-Thomson	15 Blue	57*		Elliot Ward	13 Orange	50
	Max Woolley	13 Aqua	57*		Jack McCabe	Open Maroon	50
	Patrick Easter	13 Purple	57*		Riley Brown	12 Gold	50
	William Easter	13 Maroon	57*				
	Archie Smith	15 Blue	57				
	Jed Siganto	14 Red	57				

HONOUR BOARD PERFORMANCES 2020/21

JUNIOR GIRLS COMPETITION

GRADES UNDER 11 – UNDER 16

TOP 10 RUN-SCORERS

	Player	Team	Innings	Runs	Average
1	Madison Laing	13 Azure/Emerald	10	392	130.67
2	Margot Wallwork	11 Ruby	14	310	-
3	Jasmine Fellingner	13 Emerald	10	203	50.75
4	Jessica Logan	11 Ruby	13	163	-
5	Margot Wallwork	13 Azure/Emerald	13	159	22.71
6	Chelsea Dale	16 Sky	5	148	74.00
7	Minnie Vickery	11 Sky	8	147	-
8	Zoe Yannarakis	13 Sky	9	144	20.57
9	Amira McGown	11 Ruby	12	137	-
10	Claudia Wallwork	13 Azure	12	136	45.33

TOP 10 WICKET-TAKERS

	Player	Team	Matches	Overs	Runs	Wickets	Average	BBowl
1	Margot Wallwork	11 Ruby	14	39	93	16	5.81	3/4
2	Kaila Walsh	13 Sky	9	30	123	11	11.18	3/0
3	Charlotte Serisier	16 Sky	9	30	172	10	17.20	3/22
4	Margot Wallwork	13 Azure/Emerald	13	34.8	97	9	10.78	3/2
	Mathilda Roantree	16 Sky	8	27.5	129	9	14.33	2/11
	Jasmine Fellingner	13 Emerald	10	33.5	131	9	14.56	2/5
	Naomi Jones	16 Azure	9	32	145	9	16.11	3/17
	Alyssa Tinetti	16 Sky	10	34.3	167	9	18.56	3/8
9	Claudia Wallwork	13 Azure	12	37	121	8	15.13	3/20
	Jessica Logan	11 Ruby	13	34	142	8	17.75	2/6
	Emily Rose	11 Ruby	12	34	153	8	19.13	1/9

CENTURY SCORERS

	Player	Team	Runs
1	Madison Laing	13 Azure/Emerald	106*

HALF-CENTURY SCORERS

	Player	Team	Runs
1	Chelsea Dale	16 Sky	59*
2	Jasmine Fellingner	13 Emerald	56*
3	Madison Laing	13 Emerald	55*
4	Chelsea Dale	16 Sky	51
5	Lilly Hoe	16 Sky	50

PLAYER STATISTICS – JUNIOR GRADES U11 - OPEN

GENERAL NOTES RE STATISTICS, RECORDS & FORMAT

Please note that all tables are based on team abstracts or MyCricket entries submitted by team volunteers.

Care has been taken to publish accurate tables but we apologise for any errors or omissions.

Due to the way player statistics are collected and treated, we cannot provide team-based statistics.

All players from U11 to Open Division teams are listed by surname per age group.

Statistics are not recorded for U8 to U10 teams, but all players, coaches and managers are listed in the report.

OPEN DIVISION BATTING & FIELDING (7 teams / 88 players)

Player	Team	Innings	Not Outs	Best Score	Runs	Average	Catches	Stumpings	Run Outs
Barnett, William H	Open Gold	8	1	6*	27	3.86	0	0	1
Barwell, Jaxon B	Open Maroon	5	3	87*	217	108.50	4	1	0
Batchelor, Ashley J	Open Grey	4	2	22*	40	20.00	3	0	0
Bell Bray, Sabian B	Open White	5	2	42	76	25.33	2	0	1
Bidgood, Carter C	Open Blue	7	0	41	119	17.00	4	0	0
Brown, Declan E	Open White/Orange	8	3	11	28	5.60	13	2	0
Brown, Samuel G	Open Grey	4	0	75	172	43.00	5	0	0
Buck, Oliver W	Open Green	4	0	40	116	29.00	3	0	0
Chapman, Ethan J	Open Maroon	5	0	12	21	4.20	1	0	0
Cheesman, Peter R	Open Blue	4	1	0*	0	0.00	1	0	0
Cheesman, Xavier H	Open Blue	1	0	4	4	4.00	0	0	0
Clay, Tom P	Open Orange	4	0	16	16	4.00	4	0	1
Cobcroft, Jack A	Open Gold/Orange	10	5	2	4	0.80	0	0	0
Collins, Samuel J	Open Blue	5	4	1*	1	1.00	0	0	0
Cook, Jenson J	Open Orange	3	3	31*	40	-	2	0	0
Dahiya, Saahil	Open Green	4	3	10	21	21.00	0	0	0
Davies, Thomas L	Open Blue	7	1	53*	102	17.00	2	0	0
Denman, Charlie	Open Gold	7	1	17*	35	5.83	1	0	0
Dillon, Jack	Open White	5	2	45*	111	37.00	2	0	0
Dunne, Jack W	Open Green	4	1	10	12	4.00	4	0	0
Gardiner, Henry J	Open Blue	5	2	28*	44	14.67	0	0	1
Garske, Michael J	Open Blue	7	0	39	74	10.57	3	4	0
Gittins, Samuel J	Open Gold/Orange	11	1	26	88	8.80	3	0	0
Gordon, Oliver J	Open Blue	7	2	27*	91	18.20	3	0	0
Grady, Cohen T	Open Orange	2	0	0	0	0.00	2	0	0
Gurr, James A	Open Maroon	4	2	9*	24	12.00	1	0	0
Gurr, Mitchell D	Open Gold	8	3	4*	13	2.60	1	0	0
Hardy, Matthew K	Open Maroon	4	1	24	39	13.00	2	0	1
Harrison, Marly O	Open Gold/Orange	10	4	24	40	6.67	3	0	0
Hart, Jacques T	Open Gold	8	0	26	73	9.13	7	0	0
Hawke, Joshua M	Open Blue	3	0	7	15	5.00	0	0	2
Henderson, Mitchell L	Open Orange	5	1	30	60	15.00	5	0	2
Hilditch, Guy J	Open Grey	6	3	46	160	53.33	6	0	0
Hobart, Cameron A	Open Grey	4	1	17*	33	11.00	1	0	1
Horton, Jock B	Open Grey	3	0	95	192	64.00	0	0	1
Hunter, William K	Open Maroon	4	0	19	40	10.00	3	0	1
Huntley, Lachlan H	Open Grey	4	1	41*	84	28.00	0	0	1
Hurwood, Thomas W	Open White	6	2	47*	182	45.50	4	2	2
Irwin, Perry J	Open Gold	8	0	12	59	7.38	1	0	0
Jenkins, Lachlan B	Open Maroon	4	0	31	94	23.50	3	0	0
Johnson, Daniel C	Open Green	4	0	13	24	6.00	0	0	1
Jones, Hayden E	Open Orange	7	1	34	123	20.50	1	0	0
Jury, Morgan H	Open Grey	5	2	35*	59	19.67	1	0	0
Knox, Liam J	Open Gold	7	2	6	10	2.00	0	0	0
Kraus, Jamie S	Open Gold	7	2	42*	59	11.80	1	0	1
Kyprios, Stephen C	Open Green	4	0	35	45	11.25	2	0	0
Lewis, Joseph M	Open Blue	6	3	13*	22	7.33	0	0	1
Logan, Ryan A	Open White	5	0	34	102	20.40	3	0	0
Love, Ethan J	Open Grey	3	0	16	21	7.00	2	0	1
Love, Jack E	Open Grey	4	2	51*	63	31.50	1	0	1
Lynn, Isaac J	Open Blue	7	1	17	31	5.17	0	0	0

OPEN DIVISION BATTING & FIELDING (continued) (7 teams / 88 players)

Player	Team	Innings	Not Outs	Best Score	Runs	Average	Catches	Stumpings	Run Outs
Malone, Mason J	Open Orange	2	0	31	35	17.50	1	0	0
Marshall, Harry T	Open Gold	1	0	22	22	22.00	0	0	0
McCabe, Bailey J	Open Grey/Orange	7	0	14	17	2.43	8	0	2
McCabe, Jack R	Open Maroon	4	0	50	60	15.00	1	0	0
McEvoy, Lachlan M	Open Gold	8	1	55*	116	16.57	4	1	0
Miller, Andrew J	Open White	6	1	50*	127	25.40	5	0	1
Neep, Jonathan J	Open Grey	4	1	21*	34	11.33	1	0	0
Newman, Patrick M	Open Maroon	5	0	17	36	7.20	1	0	1
Niblett, Joshua J	Open Grey	4	0	8	15	3.75	1	0	1
Nielsen, Max	Open Orange	4	1	64	109	36.33	2	0	0
Nilsen, Paul A	Open Green	4	0	26	41	10.25	4	0	1
Pearson, James W	Open White	5	0	18	49	9.80	0	0	1
Penrose, Hamish A	Open White	5	0	59	103	20.60	1	0	0
Petersen, Charlie R	Open White	6	1	11	34	6.80	3	0	1
Peterson, Riley	Open Orange	3	0	9	9	3.00	0	0	0
Pope, Harrison J	Open Green	3	0	17	23	7.67	2	0	0
Rahman, Kiyam M	Open White	6	2	67*	191	47.75	1	0	0
Reid, Elliot	Open Gold	1	0	0	0	0.00	0	0	0
Reinke, Benjamin R	Open Green	3	0	20	31	10.33	0	0	1
Roachock, Benjamin J	Open Maroon	4	2	14*	27	13.50	1	0	0
Robson, Cooper N	Open Green	3	0	2	4	1.33	2	0	0
Schulz, Harrison A	Open Gold	8	0	29	117	14.63	3	0	0
Siddle, Will R	Open Green	4	0	17	25	6.25	1	0	0
Smith, Harry J	Open Orange	3	0	5	5	1.67	3	0	0
Smith, Oscar J	Open White	6	0	8	27	4.50	3	0	0
Sorensen-Bews, Christian A	Open Orange	6	1	47*	71	14.20	3	0	1
Sorensen-Bews, Hamish K	Open Orange	4	2	15	47	23.50	6	0	0
Steane-Bear, Fred M	Open Orange	3	0	23	52	17.33	1	0	0
Taylor, Oliver M	Open White	4	1	126*	211	70.33	2	0	1
Thomas, Edward G	Open Green	3	2	4*	6	6.00	0	0	0
Tinetti, Tristan C	Open Orange	7	3	43*	168	42.00	1	0	0
Tozer, Thomas P	Open Orange	3	1	59*	61	30.50	8	0	2
Treston, Dylan A	Open Maroon	5	1	62*	110	27.50	2	0	13
Watt, Louie G	Open Maroon	4	1	7	7	2.33	1	0	1
Watt, Roman S	Open Maroon	4	0	31	85	21.25	4	0	0
Wex, Thomas C	Open Blue	7	0	68	133	19.00	5	0	0
Wheely, Matthew E	Open Blue	7	0	48	113	16.14	0	0	0


OPEN DIVISION BOWLING (7 teams / 79 bowlers)

Player	Team	Overs	Maidens	Wickets	Runs	Best	Average
Barnett, William H	Open Gold	0.5	0	1	10	1/10	10.00
Batchelor, Ashley J	Open Grey	15	3	3	35	1/1	11.67
Bell Bray, Sabian B	Open White	2	1	1	8	1/8	8.00
Bidgood, Carter C	Open Blue	16	0	5	70	2/6	14.00
Brown, Samuel G	Open Grey	22	0	4	98	2/27	24.50
Buck, Oliver W	Open Green	40.3	2	10	164	4/41	16.40
Chapman, Ethan J	Open Maroon	12.1	2	5	41	2/4	8.20
Cheesman, Peter R	Open Blue	21	0	6	124	3/15	20.67
Clay, Tom P	Open Orange	45	8	8	180	5/23	22.50
Cobcroft, Jack A	Open Orange	2.2	0	0	25	0/1	-
Collins, Samuel J	Open Blue	13.4	1	2	83	1/4	41.50
Cook, Jenson J	Open Orange	24.3	7	4	105	2/19	26.25
Dahiya, Saahil	Open Green	24	3	5	96	3/11	19.20
Davies, Thomas L	Open Blue	29	5	7	88	3/23	12.57
Denman, Charlie	Open Gold	15	1	2	90	1/22	45.00
Dillon, Jack	Open White	10	0	1	50	1/34	50.00
Gardiner, Henry J	Open Blue	16	2	3	65	1/3	21.67
Garske, Michael J	Open Blue	1	0	0	8	0/8	-

OPEN DIVISION BOWLING (continued) (7 teams / 79 bowlers)

Player	Team	Overs	Maidens	Wickets	Runs	Best	Average
Gittins, Samuel J	Open Gold/Orange	49	7	11	246	2/18	22.36
Gordon, Oliver J	Open Blue	16.5	0	12	107	5/17	8.92
Grady, Cohen T	Open Orange	23	1	3	110	2/20	36.67
Gurr, James A	Open Maroon	10	1	2	73	1/3	36.50
Gurr, Mitchell D	Open Gold	21.1	3	4	112	2/11	28.00
Hardy, Matthew K	Open Maroon	14	0	3	75	2/47	25.00
Harrison, Marly O	Open Gold/Orange	49	1	12	283	2/12	23.58
Hart, Jacques T	Open Gold	36	4	8	191	2/24	23.88
Hawke, Joshua M	Open Blue	15	2	3	77	1/5	25.67
Henderson, Mitchell L	Open Orange	38	5	2	149	1/26	74.50
Hilditch, Guy J	Open Grey	12	0	3	65	1/3	21.67
Hobart, Cameron A	Open Grey	19	0	3	83	1/9	27.67
Horton, Jock B	Open Grey	6	2	0	26	0/7	-
Hunter, William K	Open Maroon	14	1	5	67	3/14	13.40
Huntley, Lachlan H	Open Grey	15	4	7	91	3/8	13.00
Hurwood, Thomas W	Open White	11	5	5	17	3/5	3.40
Irwin, Perry J	Open Gold	12	2	2	61	1/6	30.50
Jenkins, Lachlan B	Open Maroon	11	0	2	88	1/27	44.00
Johnson, Daniel C	Open Green	42	1	9	139	3/29	15.44
Jones, Hayden E	Open Orange	64.5	12	9	255	5/13	28.33
Jury, Morgan H	Open Grey	17	0	5	106	3/16	21.20
Knox, Liam J	Open Gold	9.2	0	2	57	1/13	28.50
Kraus, Jamie S	Open Gold	33	5	7	133	3/27	19.00
Kyprios, Stephen C	Open Green	11	0	2	73	1/11	36.50
Lewis, Joseph M	Open Blue	23.1	0	1	115	1/26	115.00
Logan, Ryan A	Open White	31	8	9	89	3/2	9.89
Love, Ethan J	Open Grey	17.5	5	6	80	3/4	13.33
Love, Jack E	Open Grey	21.1	2	3	71	1/12	23.67
Lynn, Isaac J	Open Blue	8.2	0	2	58	2/17	29.00
Malone, Mason J	Open Orange	4	0	1	21	1/12	21.00
Marshall, Harry T	Open Gold	3.5	0	4	13	4/13	3.25
McCabe, Bailey J	Open Grey/Orange	12.1	1	4	55	2/13	13.75
McCabe, Jack R	Open Maroon	34	7	6	151		25.17
Miller, Andrew J	Open White	21	1	5	135	2/20	27.00
Neep, Jonathan J	Open Grey	23	2	6	82	2/11	13.67
Newman, Patrick M	Open Maroon	37	3	6	169		28.17
Niblett, Joshua J	Open Grey	8	1	3	50	2/2	16.67
Nielsen, Max	Open Orange	30	8	6	70	2/10	11.67
Nilsen, Paul A	Open Green	1	0	0	16	0/16	-
Pearson, James W	Open White	28.4	1	5	94	1/8	18.80
Penrose, Hamish A	Open White	11	1	1	41	1/9	41.00
Petersen, Charlie R	Open White	38	12	7	68	2/6	9.71
Peterson, Riley	Open Orange	30	8	4	77	2/14	19.25
Rahman, Kiyam M	Open White	31.5	6	6	119	3/7	19.83
Reid, Elliot	Open Gold	3	0	2	19	2/19	9.50
Reinke, Benjamin R	Open Green	30	2	4	163	2/80	40.75
Roachock, Benjamin J	Open Maroon	12	3	4	38	2/11	9.50
Robson, Cooper N	Open Green	28	0	2	176	1/13	88.00
Schulz, Harrison A	Open Gold	8.4	0	2	92	1/3	46.00
Siddle, Will R	Open Green	13	0	2	52	1/16	26.00
Smith, Oscar J	Open White	31.3	5	7	107	2/5	15.29
Sorensen-Bews, Christian A	Open Orange	41	9	9	157	2/12	17.44
Sorensen-Bews, Hamish K	Open Orange	3	1	0	7	0/3	-
Taylor, Oliver M	Open White	9	0	2	48	2/37	24.00
Thomas, Edward G	Open Green	23	0	2	105	1/14	52.50
Tinetti, Tristan C	Open Orange	51	5	13	240	4/28	18.46
Treston, Dylan A	Open Maroon	7	1	1	35	1/30	35.00
Watt, Louie G	Open Maroon	18.4	4	3	86	1/22	28.67
Watt, Roman S	Open Maroon	29.3	5	9	101	4/31	11.22
Wex, Thomas C	Open Blue	14	3	3	60	2/2	20.00
Wheeley, Matthew E	Open Blue	4	0	0	39	0/17	-

OPEN GREY PREMIERSHIP TEAM



VALLEY DISTRICT CRICKET CLUB

KEEPING YOUTH BUSY IN SPORT





OPEN GREY - 2021/2022

Back Row: Peter Hilditch (Manager), Jack Love, Guy Hilditch, Samuel Brown, Jock Horton, Mac Feltham (Coach).
 Front Row: Ashley Batchelor, Morgan Jury, Lachlan Huntley, Ethan Love, Joshua Niblett, Jonathan Neep, Bailey McCabe.
 Absent: Cameron Hobart.

Ronald Simmonds Photography

OPEN WHITE PREMIERSHIP TEAM



VALLEY DISTRICT CRICKET CLUB

KEEPING YOUTH BUSY IN SPORT





OPEN WHITE - 2021/2022

Back Row: Andrea Hurwood (Manager), Charlie Petersen, Jack Dillon, Ryan Logan, Clayton Bray (Coach).
 Front Row: Declan Brown, Andrew Miller, Thomas Hurwood, Hamish Penrose.
 Absent: Sabian Bell Bray, James Pearson, Kiyan Rahman, Oscar Smith, Oliver Taylor.

Ronald Simmonds Photography

UNDER 15 BATTING & FIELDING (7 teams / 94 players)

Player	Team	Innings	Not Outs	Best Score	Runs	Average	Catches	Stumpings	Run Outs
Abdilla, Mathew J	15 Blue	5	1	41	97	24.25	4	0	0
Arnold, Owen A	15 Blue	10	6	59*	150	37.50	1	0	2
Barr-Thomson, Alexander S	15 Blue	10	2	57*	182	22.75	2	0	1
Barron, Ted M	15 Orange/White	4	1	50*	98	32.67	3	0	0
Baseley, Gilbert J	15 Gold/Maroon	8	2	24	46	7.67	0	0	0
Beirne, Harry T	15 White	2	1	10	10	10.00	2	0	0
Bell, Lucas	15 Grey	3	1	31	43	21.50	2	0	1
Bellamy, Mitchell T	15 Grey	3	1	6	6	3.00	0	0	0
Bennett, Timothy E	15 White	6	2	21*	41	10.25	0	0	1
Boys, Owen M	15 Gold/Maroon	9	2	90	281	40.14	4	0	1
Brandon, James A	15 Purple	4	1	53*	116	38.67	2	0	1
Brandon, Thomas E	15 Purple/Maroon	7	2	25	50	10.00	1	0	0
Bryan, Lucas H	15 Green	4	1	121*	198	66.00	2	0	0
Burke, Hugh H	15 Purple	4	0	28	75	18.75	2	0	1
Canning, Oscar D	15 Gold/Maroon	6	2	58*	127	31.75	1	0	1
Carroll, Levi M	15 Gold	7	4	64*	206	68.67	0	0	1
Casey, Declan L	15 White	7	2	38	64	12.80	0	0	0
Challenor, Samuel A	15 Green	1	0	3	3	3.00	0	0	0
Cheesman, Xavier H	15 Orange	2	0	26	28	14.00	0	0	0
Chudleigh, Drew M	15 Green	4	2	18*	22	11.00	1	0	0
Cienfuegos, Alexander	15 Gold	7	0	36	51	7.29	1	0	0
Coates, George	15 Grey	4	0	33	57	14.25	1	0	1
Cochrane, Robert G	15 Green	5	2	24	67	22.33	1	0	1
Coleman, Lachlan A	15 Orange	3	1	46	87	43.50	0	0	0
Day, Micah J	15 Grey	10	3	30	120	17.14	3	1	0
Dhamrait, Avkarn S	15 Grey	8	2	45	107	17.83	1	0	0
Eaglestone, Ryan S	15 Gold/Maroon	10	3	43	150	21.43	4	0	1
Ferguson, Amy G	15 Gold	1	0	2	2	2.00	1	0	0
Fitzgerald, Cullen T	15 Gold	6	1	14	28	5.60	1	0	0
Frankel, Lucas A	15 Grey	8	1	48*	123	17.57	0	0	1
Gant, Ryan F	15 Purple	3	0	15	31	10.33	0	0	0
Grady, Jackson N	15 Purple/Maroon	7	2	12	56	11.20	1	0	0
Guisse, Cooper G	15 Orange	2	1	56*	83	83.00	0	0	0
Hancock, Lucas R	15 Orange/Blue	3	2	9*	12	12.00	2	0	0
Heiniger, Conrad J	15 Grey	5	1	11	15	3.75	3	0	0
Holding, Rylan B	15 Grey	7	2	22*	53	10.60	3	0	0
Hopes, Patrick J	15 White	5	0	34	61	12.20	0	0	0
Horton, Flynn E	15 Green	5	0	46	92	18.40	1	0	1
Huntley, Liam H	15 Blue	3	1	29*	43	21.50	3	0	1
Jeffrey, Tristan P	15 Grey	6	2	59*	149	37.25	3	0	1
Kenyon, Toby W	15 Purple/Maroon	6	1	15*	22	4.40	1	0	0
Larsen, Oliver J	15 Green	2	0	6	10	5.00	0	0	0
Lush, Cooper J	15 Blue	10	3	54*	188	26.86	9	2	1
Macfarlane, Andrew D	15 Blue	10	2	20	68	8.50	2	0	0
Malton, Kian L	15 White	5	1	15*	33	8.25	2	0	1
Manuel, Lincoln R	15 Green	3	1	104*	139	69.50	0	0	0
McDade, William S	15 White	7	0	15	45	6.43	1	0	0
McPhee, Cameron J	15 White	5	0	9	23	4.60	0	0	0
Mead, Benjamin M	15 White	5	2	16*	34	11.33	2	0	0
Mercer, Jack H	15 White	1	0	21	21	21.00	0	0	0
Mercer, Jack H	15 Blue	1	0	41	41	41.00	0	0	0
Millott, Sam M	15 White	5	0	14	30	6.00	1	0	1
Nisbett, Matthew L	15 Orange	3	2	53	107	107.00	3	0	0
Norton, Max E	15 Green	4	3	93*	123	123.00	2	0	0
O Keffe, Rory D	15 Orange/White	3	0	14	16	5.33	7	0	0
O'Sullivan, Ciaran A	15 Gold	2	0	0	0	0.00	0	0	0
Penrose, Cooper W	15 Green	4	3	24*	28	28.00	4	0	0
Peters, Alexander W	15 Blue	6	3	24*	58	19.33	2	0	0
Polich, Braidyn C	15 White	7	2	36	134	26.80	3	0	0
Pratt, Jordan	15 White	6	2	13	26	6.50	6	0	0

UNDER 15 BATTING & FIELDING (7 teams / 94 players)

Player	Team	Innings	Not Outs	Best Score	Runs	Average	Catches	Stumpings	Run Outs
Roberts, Darren B	15 Blue	2	0	10	10	5.00	1	0	0
Roberts, Riley K	15 Blue	6	2	19*	26	6.50	3	0	0
Rodgers, Thomas R	15 Gold/Maroon	8	2	37	43	7.17	4	0	2
Rowston, Matthew T	15 Orange	2	1	3	3	3.00	1	0	0
Royce, Ryan	15 Blue	8	4	50*	192	48.00	3	0	1
Salmon, Oliver G	15 Blue	7	3	18	42	10.50	3	0	0
Scholes, Hayden B	15 Purple	4	1	15*	30	10.00	0	0	0
Scott-Day, Nate G	15 Orange	4	2	28*	54	27.00	1	0	0
Shay, Jack A	15 Orange	3	2	22*	37	37.00	2	0	0
Shearer-Smith, Oliver A	15 Green	3	0	17	17	5.67	0	0	0
Smith, Archie C	15 Blue	9	2	83	313	44.71	5	0	2
Spence, Julian	15 Grey	6	0	14	56	9.33	4	1	2
Standfield, Archie	15 Blue	4	0	4	9	2.25	5	0	0
Stannard, Thomas F	15 Green	4	1	23	36	12.00	4	0	1
Syrett, Mitchell J	15 Grey	8	3	23	63	12.60	4	0	1
Taylor, Adam P	15 Purple/Maroon	8	2	10*	24	4.00	1	0	0
Taylor, Oliver R	15 Grey	2	0	29	29	14.50	0	0	1
Tozer, William E	15 Purple	3	0	20	33	11.00	0	0	2
Trevaskis, Sidney M	15 Grey	6	2	7*	20	5.00	3	0	1
Turrell, Oliver B	15 Grey	7	1	10*	20	3.33	2	0	1
Tyrrell, Owen W	15 Purple/Maroon	7	4	32*	62	20.67	3	1	0
Van Gorp, Eden K	15 Grey	9	3	128*	357	59.50	3	0	2
Vavra-Quintanilla, Luka	15 Gold	6	0	10	24	4.00	1	0	1
Wallwork, Sam G	15 Green	4	2	31*	78	39.00	1	0	0
Ward, Luke M	15 Blue	4	2	72	235	117.50	2	0	1
Waring, William H	15 Purple/Maroon	7	1	12	27	4.50	0	0	0
Wilcox, Samuel F	15 Purple	4	1	20*	57	19.00	0	0	0
Winwood, Katherine J	15 Gold	1	0	1	1	1.00	0	0	0
Winwood, Oliver J	15 Gold/Maroon	8	2	7*	24	4.00	1	0	0


UNDER 15 BOWLING (8 teams / 87 bowlers)

Player	Team	Overs	Maidens	Wickets	Runs	Best	Average
Abdilla, Mathew J	15 Blue	33.4	6	5	173	28.83	3/7
Arnold, Owen A	15 Blue	22.2	6	2	132	22	2/14
Barr-Thomson, Alexander S	15 Blue	4	0	0	30	-	0/11
Barron, Ted M	15 Orange/White	28.2	8	8	48	6	4/1
Baseley, Gilbert J	15 Gold/Maroon	19	1	0	82	82	1/6
Beirne, Harry T	15 White	7.2	0	0	50	-	0/50
Bell, Lucas	15 Grey	16	4	0	107	26.75	2/34
Bellamy, Mitchell T	15 Grey	13	0	0	65	-	0/6
Bennett, Timothy E	15 White	17	4	1	66	16.5	1/9
Boys, Owen M	15 Gold/Maroon	15	3	3	42	14	2/6
Brandon, James A	15 Purple	17	4	4	49	12.25	3/11
Brandon, Thomas E	15 Purple/Maroon	20	7	1	71	10.14	2/8
Bryan, Lucas H	15 Green	20	4	6	87	21.75	2/5
Burke, Hugh H	15 Purple	8	1	1	26	26	1/11
Canning, Oscar D	15 Gold/Maroon	33.5	8	10	107	13.38	3/4
Carroll, Levi M	15 Gold	8	0	0	48	#DIV/0!	0/12
Casey, Declan L	15 White	26.5	4	4	118	29.5	1/8
Challenor, Samuel A	15 Green	3	0	0	7	-	0/7
Cheesman, Xavier H	15 Orange	20	5	6	51	10.2	3/16
Chudleigh, Drew M	15 Green	15.4	3	0	102	34	2/34
Cienfuegos, Alexander	15 Gold	19	2	1	92	46	1/9
Coates, George	15 Grey	9	0	1	41	-	0/3
Cochrane, Robert G	15 Green	10	1	0	61	61	1/14
Coleman, Lachlan A	15 Orange	13.5	2	1	52	26	1/11
Day, Micah J	15 Grey	20.4	6	2	102	17	3/3
Dhamrait, Avkarn S	15 Grey	27.1	5	0	129	25.8	2/34
Eaglestone, Ryan S	15 Gold/Maroon	27.2	8	4	142	17.75	3/12

UNDER 15 BOWLING (continued) (8 teams / 87 bowlers)


Player	Team	Overs	Maidens	Wickets	Runs	Best	Average
Ferguson, Amy G	15 Gold	3	2	0	21	10.5	2/21
Fitzgerald, Cullen T	15 Gold	13	3	0	45	15	3/18
Frankel, Lucas A	15 Grey	32.4	12	4	111	9.25	4/13
Gant, Ryan F	15 Purple	19.4	4	6	51	12.75	3/0
Grady, Jackson N	15 Purple/Maroon	17	3	1	60	20	2/5
Guise, Cooper G	15 Orange	13	5	1	41	8.2	3/15
Hancock, Lucas R	15 Orange/Blue	24	4	6	66	16.5	3/10
Heiniger, Conrad J	15 Grey	12	4	0	89	22.25	1/5
Holding, Rylan B	15 Grey	34.4	7	7	131	18.71	2/16
Hopes, Patrick J	15 White	25	7	3	103	14.71	3/32
Horton, Flynn E	15 Green	14	1	1	72	72	1/17
Huntley, Liam H	15 Blue	24.5	5	2	82	16.4	1/11
Jeffrey, Tristan P	15 Grey	12	3	0	41	13.67	2/8
Kenyon, Toby W	15 Purple/Maroon	18	2	3	92	46	1/22
Larsen, Oliver J	15 Green	14	2	0	60	30	2/13
Lush, Cooper J	15 Blue	0	0	0	0	-	2/13
Macfarlane, Andrew D	15 Blue	46	13	4	231	17.77	3/5
Malton, Kian L	15 White	26.4	7	4	106	15.14	3/11
Manuel, Lincoln R	15 Green	11	1	0	33	33	1/12
McDade, William S	15 White	7	1	1	7	7	1/1
McPhee, Cameron J	15 White	22	1	2	91	91	1/9
Mead, Benjamin M	15 White	21	6	1	112	18.67	3/37
Mercer, Jack H	15 White	23	3	1	112	37.33	1/12
Mercer, Jack H	15 Blue	4	0	0	22	-	0/22
Millott, Sam M	15 White	17.1	5	6	31	6.2	3/4
Nisbett, Matthew L	15 Orange	21	0	3	69	-	0/12
Norton, Max E	15 Green	4	3	0	5	1.67	3/5
O Keeffe, Rory D	15 Orange/White	10	1	2	32	32	1/12
O'Sullivan, Ciaran A	15 Gold	2	0	0	10	-	
Penrose, Cooper W	15 Green	25	7	5	80	11.43	3/5
Peters, Alexander W	15 Blue	30.5	7	5	96	13.71	3/10
Polich, Braidyn C	15 White	29	3	5	87	29	1/8
Roberts, Darren B	15 Blue	9	3	1	54	18	1/7
Roberts, Riley K	15 Blue	24	7	3	84	12	3/12
Rodgers, Thomas R	15 Gold/Maroon	28	3	3	159	53	2/19
Rowston, Matthew T	15 Orange	20	5	3	57	11.4	2/8
Royce, Ryan	15 Blue	12	4	2	40	10	1/2
Salmon, Oliver G	15 Blue	20	4	2	70	17.5	3/16
Scholes, Hayden B	15 Purple	13	1	0	54	54	1/7
Shay, Jack A	15 Orange	10.1	2	1	52	26	1/3
Shearer-Smith, Oliver A	15 Green	8	0	1	30	-	0/4
Smith, Archie C	15 Blue	47.2	17	13	116	6.82	4/22
Spence, Julian	15 Grey	29	4	4	148	37	1/6
Standfield, Archie	15 Blue	28.5	3	1	155	51.67	2/9
Stannard, Thomas F	15 Green	26.4	5	8	62	12.4	2/6
Syrett, Mitchell J	15 Grey	25	5	4	95	19	3/8
Taylor, Adam P	15 Purple/Maroon	15	3	3	34	11.33	2/2
Taylor, Oliver R	15 Grey	3.1	1	0	15	15	1/12
Tozer, William E	15 Purple	24	5	3	50	10	4/13
Trevaskis, Sidney M	15 Grey	25	4	0	121	30.25	2/14
Turrell, Oliver B	15 Grey	29.6	9	6	95	10.56	3/39
Tyrrell, Owen W	15 Purple/Maroon	2	0	0	10	-	0/10
Van Gorp, Eden K	15 Grey	53	7	12	154	22	2/30
Vavra-Quintanilla, Luka	15 Gold	7	1	0	44	44	1/26
Wallwork, Sam G	15 Green	12	7	2	43	6.14	3/7
Ward, Luke M	15 Blue	11	2	0	58	29	1/14
Waring, William H	15 Purple/Maroon	11	3	0	48	16	2/16
Wilcox, Samuel F	15 Purple	16	1	2	38	38	1/17
Winwood, Katherine J	15 Gold	3	2	0	12	6	2/12
Winwood, Oliver J	15 Gold/Maroon	18	5	0	123	24.6	3/38


UNDER 15 BLUE PREMIERSHIP TEAM



VALLEY DISTRICT CRICKET CLUB

KEEPING YOUTH BUSY IN SPORT





UNDER 15 BLUE - 2021/2022

Back Row: Peter Barr (Coach), Liam Huntley, Alexander Barr-Thomson, Adrian Lush (Coach), Archie Standfield, Owen Arnold, Jeremy Arnold (Manager).

Front Row: Alexander Peters, Oliver Salmon, Cooper Lush, Matthew Abdilla, Riley Roberts, Andrew Macfarlane, Archie Smith, Darren Roberts.

Ronald Simmonds Photography

UNDER 14 RED PREMIERSHIP TEAM



UNDER 14 BATTING & FIELDING (5 teams / 67 players)

Player	Team	Innings	Not Outs	Best Score	Runs	Average	Catches	Stumpings	Run Outs
Ackermann, Mitchell C	14 Red	5	1	11	24	6.00	0	0	0
Bellamy, Lachie L	14 Navy	4	1	17*	20	6.67	0	0	0
Bhutada, Hardik U	14 Red	4	1	27*	31	10.33	0	0	0
Blaszczyk, Benjamin M	14 Gold	5	0	41	82	16.40	1	0	1
Brant, Thomas J	14 Navy	3	0	48	82	27.33	0	0	1
Butler, James E	14 Green	7	0	13	43	6.14	2	0	0
Carlson, Fletcher	14 Orange/Red	3	0	9	17	5.67	0	0	0
Carter, Luke R	14 Green	7	1	56	128	21.33	0	0	0
Carter, Luke R	14 Red	1	0	1	1	1.00	0	0	0
Crotty, Fraser S	14 Orange	9	2	6*	20	2.86	0	0	0
Dahiya, Yuvraj	14 Navy	4	0	38	81	20.25	2	0	0
Dauber, Oliver H	14 Red	6	2	73*	202	50.50	5	0	0
Duncan, Luke P	14 Orange	7	4	30*	90	30.00	8	0	1
Easter, William J	14 Gold	5	0	42	83	16.60	1	0	0
Franklin, Harry R	14 Gold	5	1	53*	62	15.50	2	0	0
Garden, Jimmy C	14 Gold	4	0	36	56	14.00	1	0	0
Garg, Shubh	14 Green	3	1	26*	36	18.00	0	0	0
Gillman, Elliott F	14 Red	4	2	63*	67	33.50	2	2	1
Hayes, Oliver T	14 Gold	5	1	61*	141	35.25	3	0	1
Heenan, Francis S	14 Gold	3	1	41*	51	25.50	0	0	1
Herrmann, Jack P	14 Gold	5	0	31	49	9.80	0	0	0
Hopes, Patrick J	14 Red	4	0	8	10	2.50	1	0	0
Horton, Edward P	14 Red	5	2	44*	139	46.33	0	0	2
Hughes, Casey J	14 Navy	5	1	17*	50	12.50	3	0	0
Hughes, Cooper C	14 Orange	7	3	36*	91	22.75	0	0	0
Jackson, Ethan C	14 Orange	6	1	13*	35	7.00	1	0	0
Jones, Ryan A	14 Orange	9	0	101	382	42.44	2	0	0
Kelly, James L	14 Orange	2	0	11	15	7.50	0	0	0
Kerrigan, Henry M	14 Green	7	1	9*	15	2.50	1	0	1
Kershaw, Gilbert I	14 Orange	4	1	8	23	7.67	0	0	0
Lake, Cooper C	14 Orange	6	0	16	16	2.67	1	0	1
Macfarlane, Andrew D	14 Red	1	0	7	7	7.00	1	0	0
Mandhan, Koshal S	14 Gold	5	1	25	48	12.00	3	0	0
McCabe, Lucas M	14 Gold	3	0	3	4	1.33	0	0	0
McCredie, Thomas L	14 Green	7	0	11	20	2.86	0	0	0
McNeill, Angus D	14 Red/Green	5	1	43*	113	28.25	3	0	0
Mellick, Oliver B	14 Red	2	0	14	14	7.00	0	0	0
Mercer, Jack H	14 Navy	5	2	61*	214	71.33	2	0	1
Miller, Charlie S	14 Green	6	0	16	47	7.83	0	0	0
Miller, Jake J	14 Red	4	1	30	34	11.33	1	0	1
Mohan, Sahil K	14 Green	5	0	2	4	0.80	0	0	0
Munday, Harvey F	14 Red	5	4	13*	25	25.00	2	0	1
Narbey, Sam	14 Orange	6	2	23	43	10.75	2	0	1
Petersen, Matthew J	14 Red	5	1	27	69	17.25	12	0	0
Pincus, Louis T	14 Green	7	0	25	36	5.14	0	0	1
Polich, Braidyn C	14 Navy	1	0	24	24	24.00	0	0	0
Quinlan, Will M	14 Green	5	2	14	26	8.67	0	0	0
Reck, Harrison G	14 Gold	4	0	52	90	22.50	0	0	0
Roberts, Darren B	14 Orange	3	0	7	7	2.33	1	0	0
Rothwell, Benjamin M	14 Navy	4	1	26*	52	17.33	6	1	1
Salmon, Oliver G	14 Gold	2	0	26	29	14.50	0	0	1
Schulz, Zachary A	14 Green	6	1	3	10	2.00	2	0	0
Scott, Dominic L	14 Navy	2	1	50*	86	86.00	0	0	0
Shay, Angus W	14 Gold	3	0	11	22	7.33	2	0	0
Siganto, Jed W	14 Red	4	1	57	122	40.67	8	0	1
Sinclair, Ben J	14 Gold	5	1	56	107	26.75	4	0	2
Smith, Colby T	14 Navy	3	1	5	8	4.00	0	0	1
Tallon, Archer I	14 Gold	1	0	16	16	16.00	0	0	1
Thaker, Om D	14 Green	2	0	1	2	1.00	0	0	0
Timblo, Armaan G	14 Green	7	3	38*	129	32.25	6	0	1
Timblo, Armaan G	14 Red	1	0	2	2	2.00	0	0	0
Todman, Hugh G	14 Orange	7	2	19	59	11.80	5	0	0
Venkatesh, Vedha Vyas	14 Orange	9	1	20*	48	6.00	3	0	0
Wark, Finn J	14 Orange	6	0		99	16.50	1	0	0
Weibgen, Harry L	14 Green	1	0	2	2	2.00	1	0	0
Worthley, James N	14 Navy	3	1	25	42	21.00	2	0	1
Yannarakis, Matthew J	14 Navy	5	3	27*	68	34.00	4	0	0

UNDER 14 BOWLING (5 teams / 69 bowlers)

Player	Team	Overs	Maidens	Wickets	Runs	Best	Average
Ackermann, Mitchell C	14 Red	31	6	7	80	4/13	11.43
Bellamy, Lachie L	14 Navy	26	5	4	78	3/17	19.50
Bhutada, Hardik U	14 Red	11	1	1	48	1/11	48.00
Blaszczyk, Benjamin M	14 Gold	24	2	5	101	2/38	20.20
Brant, Thomas J	14 Navy	22	5	3	70	2/21	23.33
Butler, James E	14 Green	15	0	3	96	1/10	32.00
Carlson, Fletcher	14 Orange/Red	8	1	1	31	1/16	31.00
Carter, Luke R	14 Green	27	2	4	95	2/43	23.75
Carter, Luke R	14 Red	3	0	0	10	0/10	-
Crotty, Fraser S	14 Orange	17	2	6	86	2/12	14.33
Dahiya, Yuvraj	14 Navy	31.3	10	6	71	3/19	11.83
Dauber, Oliver H	14 Red	26	4	3	86	1/20	28.67
Duncan, Luke P	14 Orange	47.1	6	7	143	2/14	20.43
Easter, William J	14 Gold	21	6	2	41	1/5	20.50
Franklin, Harry R	14 Gold	14	1	0	67	0/4	-
Garden, Jimmy C	14 Gold	16	1	3	86	2/29	28.67
Garg, Shubh	14 Green	4	0	1	17	1/17	17.00
Gillman, Elliott F	14 Red	8	3	7	14	4/7	2.00
Hayes, Oliver T	14 Gold	20.5	3	5	77	4/8	15.40
Heenan, Francis S	14 Gold	13	3	3	32	2/14	10.67
Herrmann, Jack P	14 Gold	25.1	3	7	86	3/20	12.29
Hopes, Patrick J	14 Red	18	0	1	52	1/5	52.00
Horton, Edward P	14 Red	4	0	2	23	2/23	11.50
Hughes, Casey J	14 Navy	15	5	1	51	1/5	51.00
Hughes, Cooper C	14 Orange	28	3	9	124	3/5	13.78
Jackson, Ethan C	14 Orange	31	2	4	146	2/20	36.50
Jones, Ryan A	14 Orange	37	1	5	145	2/7	29.00
Kelly, James L	14 Orange	10	0	3	50	2/25	16.67
Kerrigan, Henry M	14 Green	19	2	2	74	1/3	37.00
Kershaw, Gilbert I	14 Orange	18	1	1	78	1/23	78.00
Lake, Cooper C	14 Orange	9.5	0	2	53	1/9	26.50
Macfarlane, Andrew D	14 Red	6	0	1	16	1/5	16.00
Mandhan, Koshal S	14 Gold	20	3	3	101	3/34	33.67
McCabe, Lucas M	14 Gold	18	0	3	83	2/39	27.67
McCredie, Thomas L	14 Green	14	0	3	91	1/10	30.33
McNeill, Angus D	14 Red/Green	21	6	7	42	3/2	6.00
Mellick, Oliver B	14 Red	6	0	0	11	0/5	-
Mercer, Jack H	14 Navy	30.2	6	8	95	6/16	11.88
Miller, Charlie S	14 Green	15	1	4	78	2/26	19.50
Miller, Jake J	14 Red	15	0	3	61	2/12	20.33
Mohan, Sahil K	14 Green	10	0	0	63	0/9	-
Munday, Harvey F	14 Red	26	5	5	85	2/16	17.00
Narbey, Sam	14 Orange	22	1	1	102	1/16	102.00
Petersen, Matthew J	14 Red	23.4	7	5	49	3/6	9.80
Pincus, Louis T	14 Green	17	0	1	88	1/14	88.00
Polich, Braidyn C	14 Navy	3	0	0	19	0/19	-
Pope, Joshua J	14 Orange	7	0	2	25	2/25	12.50
Quinlan, Will M	14 Green	15	0	1	128	1/27	128.00
Reck, Harrison G	14 Gold	21	0	2	116	1/33	58.00
Roberts, Darren B	14 Orange	15	0	2	86	1/5	43.00
Rothwell, Benjamin M	14 Navy	6	3	1	14	1/0	14.00
Salmon, Oliver G	14 Gold	6	0	0	41	0/14	-
Schulz, Zachary A	14 Green	18	0	2	137	1/20	68.50
Scott, Dominic L	14 Navy	14	5	5	34	4/32	6.80
Shay, Angus W	14 Gold	23	2	3	81	1/10	27.00
Siganto, Jed W	14 Red	14.2	0	7	63	4/13	9.00
Sinclair, Ben J	14 Gold	10	0	1	50	1/15	50.00
Smith, Colby T	14 Navy	21.2	1	4	70	3/12	17.50
Tallon, Archer I	14 Gold	2	0	0	9	0/9	-
Thaker, Om D	14 Green	7	0	4	28	3/14	7.00
Timblo, Armaan G	14 Green	11.3	1	3	65	2/8	21.67
Timblo, Armaan G	14 Red	2	0	0	12	0/12	-
Todman, Hugh G	14 Orange	22.5	1	1	106	1/25	106.00
Venkatesh, Vedha Vyas	14 Orange	22.1	0	7	177	2/17	25.29
Vickery, Harry J	14 Orange	4	0	1	16	1/16	16.00
Wark, Finn J	14 Orange	16	0	3	64		21.33
Weibgen, Harry L	14 Green	2	0	1	8	1/8	8.00
Worthley, James N	14 Navy	7	1	1	29	1/8	29.00
Yannarakis, Matthew J	14 Navy	18	1	4	48	2/2	12.00

UNDER 13 AQUA PREMIERSHIP TEAM



VALLEY DISTRICT CRICKET CLUB

KEEPING YOUTH BUSY IN SPORT





UNDER 13 AQUA - 2021/2022

Back Row: Paul Szumowski (Coach), Harry Vickery, Max Woolley, Hamish Mackay, Hugh Clementson, Matthew Waring, Danny Clementson (Manager).

Front Row: Lachlan Szumowski, Leo Barnard, Maxwell Spencer, Samuel Kelley, Jayden Harrison, Tom Rollason, Andy Mercer.

Ronald Simmonds Photography

UNDER 13 EMERALD PREMIERSHIP TEAM



VALLEY DISTRICT CRICKET CLUB

KEEPING YOUTH BUSY IN SPORT





UNDER 13 EMERALD - 2021/2022

Back Row: Jody Hannah (Manager), Matilda Trindall, Illy Edwards Kalaf, Misha Bhatnagar, Darron Laing (Coach).

Front Row: Chloe Cowie, Madison Laing, Jasmine Fellingner, Chloe Hodgen, Ruby Grant.

Insert: Zoe Johnson.

Ronald Simmonds Photography


UNDER 13 GOLD PREMIERSHIP TEAM



VALLEY DISTRICT CRICKET CLUB

KEEPING YOUTH BUSY IN SPORT





UNDER 13 GOLD - 2021/2022

Back Row: Bryan Petersen (Manager), Joel Colen, James Butler, Harry Colen, Samuel Wood, Luke Nothdurft (Coach).
 Front Row: Lyndon Jones, Nathaniel Wallis, Adam Noon, Matthew Casey, Sakith Paranavithana, Alexander Maxwell, Callum Petersen.
 Absent: Edward Nothdurft.

Ronald Simmonds Photography

UNDER 13 PURPLE PREMIERSHIP TEAM



VALLEY DISTRICT CRICKET CLUB

KEEPING YOUTH BUSY IN SPORT





UNDER 13 PURPLE - 2021/2022

Back Row: Joel Hockey (Manager), Elias Bartzis, Kit Smith, Archie Marlow, Colin Cavanagh (Coach).
 Front Row: Connor Kerton, Elliott Hockey, Ethan Cross, Declan Meynink, Rishi Ryan, Andrew Cavanagh, Jay O'Neill.
 Insert: Joshua Watson.
 Absent: Ezra Day.

Own Image Supplied

Ronald Simmonds Photography

UNDER 13 BATTING & FIELDING (13 teams / 158 players)

Player	Team	Innings	Not Outs	Best Score	Runs	Average	Catches	Stumpings	Run Outs
Aldridge, Owen J	13 Silver	5	0	34	43	8.60	2	0	0
Anderson, Kingston R	13 Silver	5	3	50*	139	69.50	3	0	0
Anderson, Nicholas I	13 Grey	1	0	2	2	2.00	0	0	0
Anderson, Patrick J	13 Grey	10	7	60*	137	45.67	5	0	0
Arthur, Thomas J	13 Grey	9	5	55*	221	55.25	7	0	0
Balasuriya, Anoop V	13 Black	4	2	16	39	19.50	0	0	0
Banvill, Callum M	13 Green	6	1	4	15	3.00	3	0	1
Barling, Calan J	13 Sliver/Purple	8	1	16	36	5.14	2	0	2
Barnard, Leo P	13 Aqua	6	2	28	61	15.25	0	0	3
Barrett, Clancy L	13 Silver	4	1	15	38	12.67	3	0	0
Bartzis, Elias L	13 Purple	6	1	12	19	3.80	6	0	2
Basha, Balthazar A	13 Red	5	2	66*	150	50.00	3	0	0
Bates, Sidney L	13 Green	6	2	37*	84	21.00	3	0	0
Baulch, Harry J	13 Red	0	0	0	0	-	0	0	0
Betteridge, Albie O	13 Red	5	1	61*	136	34.00	5	1	0
Bird, Ethan J	13 Silver	6	1	23*	44	8.80	1	0	0
Bishop, Oliver J	13 Blue	3	1	3*	6	3.00	1	0	0
Blaszczyk, Benjamin M	13 Maroon	1	1	13*	13	-	0	0	0
Boys, Owen M	13 Red	0	0	0	0	-	0	0	0
Browne, Ryan P	13 Black	5	0	5	7	1.40	0	0	0
Brumby, Jack W	13 Black	5	2	48	96	32.00	4	0	1
Butler, James R	13 Gold	9	2	24	61	8.71	4	0	1
Campbell, Toby D	13 Blue	5	2	51*	133	44.33	1	0	0
Carlson, Fletcher	13 Red	5	2	75*	179	59.67	1	1	0
Carroll, Marley J	13 Orange	5	2	23*	34	11.33	0	0	1
Casey, Matthew T	13 Gold	8	4	62*	167	41.75	3	0	1
Cavanagh, Andrew J	13 Purple	4	0	24	39	9.75	2	0	0
Clementson, Hugh R	13 Aqua	6	3	68*	189	63.00	1	0	0
Coates, William H	13 Maroon	4	1	9	14	4.67	0	0	0
Colen, Harry B	13 Gold	9	3	19*	54	9.00	4	0	0
Colen, Joel H	13 Gold	8	1	52*	178	25.43	4	0	2
Collins, Isaac M	13 Maroon	4	2	16*	36	18.00	0	0	0
Cook, Makoto J	13 Grey	9	2	26	76	10.86	1	0	2
Crook, Henry P	13 Grey	5	1	43	70	17.50	0	0	3
Cross, Ethan J	13 Purple	8	2	101*	205	34.17	9	1	1
Cross, Samuel C	13 Orange	5	2	38	93	31.00	0	0	0
Dassanayaka, Matheesha R	13 Grey	10	3	72	168	24.00	2	0	0
Day, Ezra J	13 Purple	8	1	39	107	15.29	7	0	1
de Jager, Joshua N	13 Maroon	4	1	72*	135	45.00	1	0	0
de Putron, Guy B	13 Navy	5	2	3*	10	3.33	0	0	0
Dearling, Jude	13 Blue	4	0	4	9	2.25	0	0	1
Devine, Hugh J	13 Black	5	0	55	98	19.60	1	0	1
Dixon, Jack L	13 Green	3	0	37	42	14.00	1	0	1
Dodd, Hugh	13 Orange	5	0	101	123	24.60	2	0	0
Doolan, Toby P	13 Red	3	2	14*	32	32.00	1	0	0
Duncan, Jack S	13 Silver	5	1	17	42	10.50	1	0	1
Dunne, George H	13 Orange	5	0	38	77	15.40	0	0	0
Dyson, Charlie F	13 Orange	5	2	23*	48	16.00	0	0	1
Easter, Jack E	13 Maroon/Purple	2	2	60*	114	-	0	0	0
Easter, Patrick J	13 Maroon/Purple	2	2	57*	110	-	0	0	0
Easter, William J	13 Maroon/Purple	2	2	63*	120	-	0	0	0
Ferguson, Luke J	13 Blue	4	0	14	31	7.75	0	0	0
Forrest, Zadok J	13 Green	4	2	26*	47	23.50	2	0	0
Frazier, Harper J	13 Blue	4	0	13	36	9.00	1	0	0
Garg, Shubh	13 White	1	0	3	3	3.00	2	0	0
Gordon, Lewis J	13 Orange	5	2	14*	23	7.67	0	0	0
Grayson, Loye T	13 Black	5	0	12	26	5.20	0	0	0
Hadfield, Tom	13 White	5	1	41	77	19.25	0	0	1
Hanna, Elliot B	13 Grey	9	1	47	110	13.75	2	0	1
Harris, Oliver J	13 Grey	4	1	77	118	39.33	3	1	2
Harrison, Jayden A	13 Aqua	6	2	39*	76	19.00	3	0	1
Heenan, Francis S	13 Red	5	1	59	109	27.25	2	1	0
Hockey, Elliott A	13 Purple	8	3	39*	75	15.00	4	0	0
Hogan, Joseph E	13 Black	4	1	14	25	8.33	2	0	0
Holt, Daniel T	13 Navy	5	0	8	14	2.80	1	0	1
Hooper, George P	13 Navy	5	1	13	34	8.50	2	0	1
Johnson, George W	13 Red	4	1	6	14	4.67	0	0	0
Johnson, George W	13 Red	4	1	6	14	4.67	0	0	0
Johnson, Samuel L	13 Maroon	4	1	9*	21	7.00	0	0	1

UNDER 13 BATTING & FIELDING (continued) (13 teams / 158 players)

Player	Team	Innings	Not Outs	Best Score	Runs	Average	Catches	Stumpings	Run Outs
Johnstone, Maximilian I	13 Silver	6	0	71	219	36.50	1	0	1
Jones, Lyndon I	13 Gold	4	0	16	27	6.75	1	0	1
Karoly, Nate W	13 Green	6	1	40*	45	9.00	2	0	0
Kelley, Samuel J	13 Aqua	4	0	7	13	3.25	0	0	0
Keogh, Tom J	13 Green	5	1	19	42	10.50	2	0	0
Kerton, Connor J	13 Purple	7	3	26	109	27.25	4	0	0
Kleinschmidt, George E	13 Grey	9	3	64*	134	22.33	1	0	3
Kruisdyk, Rocket W	13 Grey	4	0	35	36	9.00	2	1	1
Lambley, William J	13 Blue	5	1	48*	90	22.50	4	0	3
Levy, Asher F	13 Maroon	4	1	6*	17	5.67	0	0	0
Liberatore, Hugo S	13 Navy	5	3	15*	29	14.50	0	0	1
Macaulay, Hugo T	13 Orange	5	2	80*	138	46.00	2	0	0
Macfarlane, Rafferty G	13 Orange	5	3	74*	184	92.00	2	0	0
Mackay, Hamish N	13 Aqua	4	1	45*	98	32.67	2	0	0
MacKenzie, Zachary J	13 White	2	1	12*	14	14.00	0	0	0
Manson-Bishop, Rhys	13 Orange	5	1	12*	17	4.25	1	0	0
Marlow, Archie J	13 Purple	7	1	9*	23	3.83	1	0	2
Maxwell, Alexander J	13 Gold	7	1	9*	22	3.67	1	0	0
McCormack, Toby J	13 Red	5	0	10	35	7.00	1	0	0
McGauley, Oliver J	13 Blue	4	1	23*	40	13.33	2	0	0
McGlennon, Rory M	13 Navy	5	1	5	17	4.25	0	0	0
McGovern, Aodhan T	13 Blue	4	2	8*	16	8.00	1	0	0
Meade, Zac E	13 Green	5	0	20	26	5.20	0	0	0
Mellick, Henry J	13 Maroon	4	0	48	77	19.25	0	0	0
Mercer, Andy B	13 Aqua/Grey	8	3	55*	160	32.00	0	0	0
Meynink, Declan A	13 Purple	3	0	3	6	2.00	3	0	1
Miles, Eli S	13 Silver	6	1	14	29	5.80	3	0	0
Murdoch, Matthew C	13 Red	5	2	40	73	24.33	2	0	0
Murphy, Joseph D	13 Blue	4	0	31	88	22.00	0	0	0
Nisbett, Lachlan R	13 Red	5	1	39	84	21.00	3	0	2
Noon, Adam J	13 Gold	8	4	60	295	73.75	8	0	1
Nothdurft, Edward O	13 Gold	6	1	50*	109	21.80	3	0	0
O'Connor, Will S	13 Orange	5	0	31	71	14.20	0	0	0
O'Neill, Jay C	13 Purple	8	6	68*	191	95.50	5	0	0
O'Ryan, Zachary C	13 Blue	4	1	22	33	11.00	1	0	0
Page, Henry E	13 Black	5	1	16	44	11.00	0	0	0
Pandey, Anshuman	13 Maroon	4	0	7	8	2.00	1	0	0
Paranavithana, Sakith N	13 Gold	4	2	27*	69	34.50	0	0	0
Peters, William J	13 Navy	5	0	1	1	0.20	0	0	0
Petersen, Callum J	13 Gold	9	1	25	74	9.25	1	0	0
Pigott, Leo W	13 Blue	3	0	4	6	2.00	4	0	0
Pope, Hamish N	13 Silver	1	1	5*	5	-	1	0	0
Pope, Joshua J	13 Silver	6	2	50*	95	23.75	2	0	1
Rollason, Tom E	13 Aqua	6	5	52*	184	184.00	2	0	6
Ryan, Rishi P	13 Purple	7	1	12	29	4.83	4	0	2
Samtani, Neil M	13 Gold	8	2	44	57	9.50	0	0	0
Shah, Vrish A	13 Grey	10	1	58	202	22.44	0	0	1
Sharma, Krishiv	13 Grey	7	1	27	61	10.17	3	0	2
Slatter, Archibald P	13 Navy	5	1	22*	44	11.00	1	0	0
Smith, Beanie J	13 Grey	8	1	36	141	20.14	4	1	0
Smith, Kit H	13 Purple	3	1	2	2	1.00	1	0	0
Sneesby, Alex J	13 Green	3	0	6	7	2.33	0	0	0
Spence, Mitchell W	13 Black	5	2	38*	66	22.00	1	0	0
Spencer, Maxwell P	13 Aqua	3	0	5	6	2.00	0	0	0
Stafford, Hugo S	13 Black	5	0	13	35	7.00	0	0	0
Stewart, William T	13 Silver	5	2	4	4	1.33	0	0	0
Stonell, Claude A	13 Navy	5	0	6	12	2.40	0	0	0
Stuart, Cooper J	13 Green	5	2	25*	40	13.33	4	0	1
Szumowski, Lachlan P	13 Aqua	5	1	25	85	21.25	2	0	1
Tallon, Archer I	13 Grey	10	4	70*	296	49.33	6	0	1
Taylor, Curtis D	13 Green	5	2	1*	2	0.67	3	0	0
Tennakoon, Jonathon	13 Black	5	2	52*	138	46.00	2	0	0
Thaker, Om D	13 Maroon	4	0	15	33	8.25	0	0	0
Thirgood, Benjamin L	13 Silver	4	0	4	4	1.00	0	0	0
Tsiros, Massimo A	13 Red	4	0	2	2	0.50	0	0	0
Vanderstoep, Oscar	13 Navy	5	1	10	24	6.00	1	0	0
Vaughan, Frederick T	13 Navy	4	1	14*	19	6.33	1	0	0
Vavra-Quintanilla, Nikolas	13 Silver	5	0	8	10	2.00	1	0	0
Vickery, Harry J	13 Aqua	5	3	56*	159	79.50	1	0	2

UNDER 13 BATTING & FIELDING (continued) (13 teams / 158 players)

Player	Team	Innings	Not Outs	Best Score	Runs	Average	Catches	Stumpings	Run Outs
Wadhvani, Aadya M	13 White	5	4	49*	142	142.00	3	0	1
Wadhvani, Aamay M	13 White	5	1	53	103	25.75	2	0	1
Walker, Casper C	13 White	5	1	7	16	4.00	1	0	0
Walker, Luke	13 Red	4	1	4	6	2.00	0	0	1
Walker, Nicholas A	13 Maroon	4	0	13	35	8.75	1	0	0
Wallis, Nathaniel P	13 Gold	7	3	31*	90	22.50	1	0	1
Walsh, Baden J	13 Green	6	1	42	123	24.60	1	0	0
Walsh, Lachlan A	13 Maroon	4	1	4	9	3.00	1	0	0
Ward, Elliot D	13 Orange	5	0	50	94	18.80	1	0	0
Waring, Matthew P	13 Aqua	2	1	0*	0	0.00	0	0	1
Watson, Joshua L	13 Purple	7	1	21	58	9.67	7	0	3
Weibgen, Harry L	13 Maroon	4	3	112*	265	265.00	3	0	0
Wessling, Fletcher E	13 Blue	4	0	29	37	9.25	1	0	0
Whitham, Blake J	13 White	4	0	23	31	7.75	0	0	0
Whitta, Aiden I	13 Black	5	0	19	43	8.60	1	0	1
Wilson, Nathan A	13 Green	6	2	7	17	4.25	1	0	0
Winter, Jack M	13 White/Gold	10	3	35*	153	21.86	2	0	0
Wong, Leo W	13 Navy	5	1	23	34	8.50	2	0	1
Wood, Samuel I	13 Gold	8	5	63*	164	54.67	6	0	1
Woolley, Max W	13 Aqua	5	1	57*	98	24.50	2	0	1
Zantiotis, Harry J	13 Red	4	1	16	35	11.67	0	0	0

UNDER 13 BOWLING (13 teams / 153 players)

Player	Team	Overs	Maidens	Wickets	Runs	Best	Average
Aldridge, Owen J	13 Silver	8	0	1	49	1/29	49.00
Anderson, Kingston R	13 Silver	29	4	5	114	3/9	22.80
Anderson, Nicholas I	13 Grey	1	0	0	7	0/7	-
Anderson, Patrick J	13 Grey	47	11	15	139	3/9	9.27
Arthur, Thomas J	13 Grey	39	4	7	108	4/14	15.43
Balasuiriya, Anoop V	13 Black	14	2	2	52	2/31	26.00
Banvill, Callum M	13 Green	17	0	4	74	2/20	18.50
Barling, Calan J	13 Sliver/Purple	35	2	6	150	2/9	25.00
Barnard, Leo P	13 Aqua	7	1	2	25	2/10	12.50
Barrett, Clancy L	13 Silver	23	1	3	96	2/24	32.00
Bartzis, Elias L	13 Purple	25	1	7	101	2/3	14.43
Basha, Balthazar A	13 Red	20	5	2	56	1/14	28.00
Bates, Sidney L	13 Green	21	4	1	75	1/6	75.00
Baulch, Harry J	13 Red	8.1	0	0	82	0/82	-
Betteridge, Albie O	13 Red	9	0	0	29	0/2	-
Bird, Ethan J	13 Silver	25	1	1	101	1/12	101.00
Bishop, Oliver J	13 Blue	9	1	4	40	2/12	10.00
Boys, Owen M	13 Red	9	0	0	95	0/95	-
Browne, Ryan P	13 Black	21	2	2	77	2/8	38.50
Brumby, Jack W	13 Black	23	6	3	48	1/4	16.00
Butler, James R	13 Gold	23	1	4	115	2/2	28.75
Campbell, Toby D	13 Blue	24.2	4	5	64	2/3	12.80
Carlson, Fletcher	13 Red	21	3	10	44	3/9	4.40
Carroll, Marley J	13 Orange	2	0	1	16	1/16	16.00
Casey, Matthew T	13 Gold	31.5	7	7	92	2/1	13.14
Cavanagh, Andrew J	13 Purple	6	0	2	39	1/11	19.50
Clementson, Hugh R	13 Aqua	14	2	0	52	0/4	-
Coates, William H	13 Maroon	14	0	5	64	3/21	12.80
Colen, Harry B	13 Gold	28.5	2	3	119	1/6	39.67
Colen, Joel H	13 Gold	26	5	11	89	5/19	8.09
Collins, Isaac M	13 Maroon	15	0	2	56	1/16	28.00
Cook, Makoto J	13 Grey	39.3	6	9	108	3/7	12.00
Crook, Henry P	13 Grey	24.3	8	3	52	1/0	17.33
Cross, Ethan J	13 Purple	47	3	9	155	3/7	17.22
Cross, Samuel C	13 Orange	17	1	2	72	1/9	36.00
Dassanayaka, Matheesha R	13 Grey	36.5	5	9	132	3/23	14.67
Day, Ezra J	13 Purple	33	3	4	98	2/1	24.50
de Jager, Joshua N	13 Maroon	14.3	0	3	67	1/18	22.33
de Putron, Guy B	13 Navy	18	1	0	110	0/5	-
Dearling, Jude	13 Blue	17	0	1	117	1/12	117.00
Devine, Hugh J	13 Black	23	0	3	82	2/19	27.33
Dixon, Jack L	13 Green	9	1	1	52	1/46	52.00
Dodd, Hugh	13 Orange	11	0	2	62	2/20	31.00
Doolan, Toby P	13 Red	19	5	4	43	2/15	10.75

UNDER 13 BOWLING (continued) (13 teams / 153 players)

Player	Team	Overs	Maidens	Wickets	Runs	Best	Average
Duncan, Jack S	13 Silver	17	2	2	73	1/12	36.50
Dunne, George H	13 Orange	16	0	3	94	2/24	31.33
Dyson, Charlie F	13 Orange	14	0	1	95	1/42	95.00
Ferguson, Luke J	13 Blue	19	1	0	92	0/3	-
Forrest, Zadok J	13 Green	24.1	2	2	102	2/8	51.00
Frazier, Harper J	13 Blue	15	1	3	56	2/16	18.67
Garg, Shubh	13 White	14	2	2	44	1/18	22.00
Gordon, Lewis J	13 Orange	16.1	2	1	74	1/1	74.00
Grayson, Loye T	13 Black	17	1	0	81	0/3	-
Hadfield, Tom	13 White	24	1	6	99	2/14	16.50
Hanna, Elliot B	13 Grey	22	3	0	78	0/6	
Harris, Oliver J	13 Grey	19.3	0	4	64	2/11	16.00
Harrison, Jayden A	13 Aqua	21	7	1	39	1/7	39.00
Heenan, Francis S	13 Red	16	1	2	35	1/5	17.50
Hockey, Elliott A	13 Purple	54	7	8	157	3/14	19.63
Hogan, Joseph E	13 Black	13	0	2	51	2/14	25.50
Holt, Daniel T	13 Navy	15	0	0	65	0/8	-
Hooper, George P	13 Navy	14	0	2	63	1/2	31.50
Johnson, George W	13 Red	13	1	1	63	1/10	63.00
Johnson, Samuel L	13 Maroon	16	2	3	49	2/11	16.33
Johnstone, Maximilian I	13 Silver	9	0	2	75	1/7	37.50
Jones, Lyndon I	13 Gold	18	4	3	70	1/1	23.33
Karoly, Nate W	13 Green	10	1	5	54	2/15	10.80
Kelley, Samuel J	13 Aqua	17.2	1	2	55	2/14	27.50
Keogh, Tom J	13 Green	14	0	2	55	2/25	27.50
Kerton, Connor J	13 Purple	26	4	5	72	2/12	14.40
Kleinschmidt, George E	13 Grey	38	10	10	76	2/2	7.60
Kruisdyk, Rocket W	13 Grey	19.4	2	6	49	2/8	8.17
Lambley, William J	13 Blue	19	4	1	89	1/3	89.00
Levy, Asher F	13 Maroon	10	0	2	42	1/14	21.00
Liberatore, Hugo S	13 Navy	21	1	2	144	1/24	72.00
Macaulay, Hugo T	13 Orange	15.1	1	3	59	2/13	19.67
Macfarlane, Rafferty G	13 Orange	18	2	1	54	1/17	54.00
Mackay, Hamish N	13 Aqua	21.4	2	3	60	2/20	20.00
MacKenzie, Zachary J	13 White	2	0	1	8	1/8	8.00
Manson-Bishop, Rhys	13 Orange	11	0	1	80	1/31	80.00
Marlow, Archie J	13 Purple	36	3	7	99	2/6	14.14
Maxwell, Alexander J	13 Gold	21.4	2	8	94	2/9	11.75
McCormack, Toby J	13 Red	17.1	3	2	45	1/10	22.50
McGauley, Oliver J	13 Blue	17	1	3	74	1/16	24.67
McGlennon, Rory M	13 Navy	23	1	2	115	1/17	57.50
McGovern, Aodhan T	13 Blue	31.2	7	7	106	4/6	15.14
Meade, Zac E	13 Green	19	0	1	105	1/9	105.00
Mellick, Henry J	13 Maroon	10	0	1	45	1/14	45.00
Mercer, Andy B	13 Aqua/Grey	21	4	0	62	0/3	-
Meynink, Declan A	13 Purple	32	3	5	126	3/22	25.20
Miles, Eli S	13 Silver	17.2	1	3	75	2/14	25.00
Murdoch, Matthew C	13 Red	15	2	5	54	2/2	10.80
Murphy, Joseph D	13 Blue	19	3	3	87	2/14	29.00
Nisbett, Lachlan R	13 Red	17	0	4	62	1/4	15.50
Noon, Adam J	13 Gold	21	0	4	63	2/8	15.75
Nothdurft, Edward O	13 Gold	17	2	7	81	3/8	11.57
O'Connor, Will S	13 Orange	17	0	1	99	1/21	99.00
O'Neill, Jay C	13 Purple	50	5	11	178	3/11	16.18
O'Ryan, Zachary C	13 Blue	19	3	3	63	2/0	21.00
Page, Henry E	13 Black	25	2	2	77	1/7	38.50
Pandey, Anshuman	13 Maroon	12	0	1	78	1/18	78.00
Paranavithana, Sakith N	13 Gold	19	4	4	55	2/27	13.75
Peters, William J	13 Navy	20	0	2	168	1/43	84.00
Petersen, Callum J	13 Gold	21	2	3	68	2/16	22.67
Pigott, Leo W	13 Blue	14.1	1	3	52	1/2	17.33
Pope, Hamish N	13 Silver	3	0	0	13	0/13	-
Pope, Joshua J	13 Silver	29.5	1	5	131	2/23	26.20
Rollason, Tom E	13 Aqua	2	1	0	1	0/1	-
Ryan, Rishi P	13 Purple	40.1	7	8	126	2/12	15.75
Samtani, Neil M	13 Gold	34.1	4	2	113	2/12	56.50
Shah, Vrish A	13 Grey	34.1	3	4	98	2/0	24.50
Sharma, Krishiv	13 Grey	17	1	5	73	2/15	14.60
Slatter, Archibald P	13 Navy	16	0	2	81	1/12	40.50
Smith, Beauie J	13 Grey	18.4	2	3	69	1/4	23.00

UNDER 13 BOWLING (continued) (13 teams / 153 players)

Player	Team	Overs	Maidens	Wickets	Runs	Best	Average
Smith, Kit H	13 Purple	8	0	3	41	2/26	13.67
Sneesby, Alex J	13 Green	11.5	0	2	91	1/22	45.50
Spence, Mitchell W	13 Black	22	2	4	75	2/3	18.75
Spencer, Maxwell P	13 Aqua	7	0	1	26	1/18	26.00
Stafford, Hugo S	13 Black	14	0	1	43	1/11	43.00
Stewart, William T	13 Silver	10	0	3	65	1/6	21.67
Stonell, Claude A	13 Navy	19	1	1	112	1/27	112.00
Stuart, Cooper J	13 Green	10	0	2	60	2/22	30.00
Szumowski, Lachlan P	13 Aqua	22	2	4	74	3/23	18.50
Tallon, Archer I	13 Grey	38.2	6	4	107	2/12	26.75
Taylor, Curtis D	13 Green	22.5	2	4	96	2/34	24.00
Tennakoon, Jonathon	13 Black	21	3	1	47	1/1	47.00
Thaker, Om D	13 Maroon	12.3	1	3	46	2/27	15.33
Thirgood, Benjamin L	13 Silver	16	1	1	68	1/19	68.00
Tsiros, Massimo A	13 Red	11.3	0	5	56	2/19	11.20
Vanderstoep, Oscar	13 Navy	21.1	0	3	150	2/61	50.00
Vaughan, Frederick T	13 Navy	22	1	1	133	1/23	133.00
Vavra-Quintanilla, Nikolas	13 Silver	22	1	3	135	3/26	45.00
Vickery, Harry J	13 Aqua	19	5	7	57	3/12	8.14
Wadhvani, Aadya M	13 White	33	10	3	88	3/21	29.33
Wadhvani, Aamay M	13 White	36	9	6	86	3/26	14.33
Walker, Casper C	13 White	9	0	1	32	1/12	32.00
Walker, Luke	13 Red	10.4	0	3	37	2/12	12.33
Walker, Nicholas A	13 Maroon	15	3	2	70	1/9	35.00
Wallis, Nathaniel P	13 Gold	26	4	5	74	2/5	14.80
Walsh, Baden J	13 Green	18	2	3	75	2/5	25.00
Walsh, Lachlan A	13 Maroon	13	1	3	67	2/18	22.33
Ward, Elliot D	13 Orange	15	0	2	100	1/12	50.00
Watson, Joshua L	13 Purple	29	6	6	53	3/2	8.83
Weibgen, Harry L	13 Maroon	13	2	1	25	1/19	25.00
Wessling, Fletcher E	13 Blue	30	6	3	73	2/25	24.33
Whitham, Blake J	13 White	13	1	2	50	2/14	25.00
Whitta, Aiden I	13 Black	16	0	8	56	6/34	7.00
Wilson, Nathan A	13 Green	18	0	5	140	2/25	28.00
Winter, Jack M	13 White/Gold	37	3	10	156	4/31	15.60
Wong, Leo W	13 Navy	16	0	1	126	1/65	126.00
Wood, Samuel I	13 Gold	20.2	3	3	51	2/2	17.00
Woolley, Max W	13 Aqua	25	2	7	56	2/11	8.00
Zantiotis, Harry J	13 Red	19	2	2	60	2/10	30.00

UNDER 12 BATTING & FIELDING (14 teams / 142 players)

Player	Team	Innings	Not Outs	Best Score	Runs	Average	Catches	Stumpings	Run Outs
Abbott, Thomas S	12 Yellow	0	0	0	0	-	0	0	0
Adeney, Hugo C	12 Yellow	6	1	26	64	12.80	0	0	0
Alvarez, Matthew	12 Red	6	2	40*	93	23.25	2	0	0
Ansell, Hamish A	12 Blue	5	2	25	49	16.33	2	0	0
Banvill, Sam A	12 Maroon	12	2	22	90	9.00	2	0	1
Barker, Jasper W	12 Green	5	2	36	83	27.67	5	0	1
Barnett, Charlie A	12 Amber	9	3	45*	148	24.67	2	0	0
Bathgate, Andrew B	12 Yellow	7	2	39*	91	18.20	0	0	0
Bedggood, Thomas B	12 Navy	4	3	42*	85	85.00	0	0	1
Bester, Ethan J	12 White	5	3	39*	129	64.50	0	0	0
Blake, Frederick J	12 Purple	7	2	36*	82	16.40	1	0	0
Blakemore, Oliver M	12 Silver	8	3	67*	118	23.60	1	0	1
Blaszczyk, Thomas J	12 Green	4	0	26	90	22.50	1	0	0
Blundell, Declan W	12 Red	8	0	6	13	1.63	0	0	0
Boys, Luis	12 Yellow/Gold	12	4	31*	144	18.00	3	0	1
Braben, Jack R	12 Purple	6	1	31	37	7.40	3	0	0
Broughton, William M	12 Silver	7	4	26*	97	32.33	3	0	1
Brown, Jake R	12 Red	8	2	25	61	10.17	2	0	1
Brown, Riley T	12 Gold	9	5	50	215	53.75	3	0	2
Bryan, Darcy	12 Gold	7	3	33*	121	30.25	0	0	1
Burton, James J	12 Green	11	2	11*	38	4.22	0	0	1
Cahill, Ewan M	12 Aqua	5	1	13	29	7.25	0	0	0
Cain, Jai A	12 Blue	6	1	11	16	3.20	0	0	0
Caristo, Thomas O	12 Grey	13	4	31*	152	16.89	3	0	0
Carroll, Lewis J	12 White	5	1	49	108	27.00	2	0	1

UNDER 12 BATTING & FIELDING (continued) (14 teams / 142 players)

Player	Team	Innings	Not Outs	Best Score	Runs	Average	Catches	Stumpings	Run Outs
Carroll, Lewis J	12 White	5	1	49	108	27.00	2	0	1
Challenor, Samuel A	12 Purple	7	4	20*	67	22.33	1	0	0
Church, Benjamin J	12 Maroon	13	0	20	80	6.15	2	0	2
Cleary, Harrison J	12 Silver	7	4	61*	185	61.67	2	0	2
Clune, Tom C	12 Gold	8	5	36*	183	61.00	4	0	0
Collins, Patrick J	12 Navy	4	0	28	61	15.25	0	0	1
Coupland, Joshua N	12 Maroon	12	1	55*	148	13.45	4	0	0
Cox, Joseph H	12 Purple	7	0	19	46	6.57	0	0	0
Cuddihy, Curtis J	12 Navy	6	3	31*	87	29.00	1	0	0
Dauber, William R	12 Yellow	7	3	37	112	28.00	4	0	0
Deem, Thomas W	12 Red	7	1	30	51	8.50	1	0	1
Dewar, Rohan D	12 Gold	12	1	24	85	7.73	1	0	0
Donnan, Rhys A	12 Aqua	8	1	14*	35	5.00	0	0	0
Durbin, Oliver A	12 Purple	7	2	28	45	9.00	0	0	0
Easter, Jack E	12 Amber	8	2	42	148	24.67	0	0	0
Easter, Patrick J	12 Amber	8	3	31*	93	18.60	1	0	1
Easter, William J	12 Amber	1	1	112*	112	-	0	0	0
Edye, Max A	12 Amber	9	3	47*	133	22.17	0	0	1
Eustace, Eddie	12 Green	4	2	4*	5	2.50	0	0	0
Falk, Harrison A	12 Maroon	14	5	81*	292	32.44	11	0	2
Flanagan, Ben P	12 Navy	4	1	41*	55	18.33	0	0	0
Fried, Jack	12 Gold	5	1	14*	29	7.25	4	0	1
Gall, Joseph M	12 Green	10	3	12	39	5.57	0	0	1
Gavin, Joshua T	12 Blue	4	0	1	1	0.25	0	0	0
Geritz, Thomas M	12 Maroon	12	1	9	38	3.45	1	0	1
Germon, Henry W	12 White/Green	10	5	76*	164	32.80	5	0	3
Gibson, Carter N	12 Blue	6	3	15*	36	12.00	1	0	0
Goodwin, Monty A	12 Purple	7	0	6	11	1.57	0	0	0
Gordon, Alexander P	12 Navy	5	0	48	66	13.20	3	0	1
Grady, Aiden W	12 Yellow	7	2	42	158	31.60	2	0	2
Grellman, Stanley J	12 Blue	5	0	21	51	10.20	0	0	0
Guest, Blake D	12 Green	7	2	46	100	20.00	3	0	1
Guise, Hunter J	12 Blue	5	1	27	52	13.00	3	0	0
Gumley, Henry L	12 Gold	9	6	41*	188	62.67	3	0	1
Hammond, Tomas	12 Red	5	0	28	55	11.00	0	0	0
Heath, Elliot	12 Purple	5	0	8	25	5.00	3	0	1
Heather, Cooper A	12 Red	8	1	55	152	21.71	3	0	1
Heenan, Vincent G	12 Silver	7	0	31	60	8.57	1	0	0
Henslien, Matthew R	12 Red	8	1	8	15	2.14	0	0	0
Heron, Sidney E	12 Yellow/Gold	12	5	20	47	6.71	2	0	2
Hetherington, Angus	12 White/Green	10	4	56*	170	28.33	5	0	1
Hourigan, Luke M	12 Navy	6	1	5	6	1.20	1	0	0
Huffels, Alexander N	12 Aqua	7	1	55	153	25.50	6	0	0
Hughes, Fergus M	12 Green	10	10	55*	146	-	4	0	1
Hutchinson, William P	12 Amber	9	1	40	176	22.00	6	0	1
Irving, Mason S	12 Navy	4	1	2	4	1.33	0	0	0
Isaac, Charlie R	12 Green	7	1	19	47	7.83	1	1	0
Johansen, Adam S	12 White	5	2	87*	231	77.00	5	0	1
Johnson, Eli T	12 Maroon	14	4	34*	219	21.90	3	0	1
Jordan, Oliver M	12 Maroon	12	7	48*	159	31.80	0	0	0
Katter, Elliot W	12 Amber	8	0	5	7	0.88	0	0	0
Kershaw, Edward H	12 Red	8	3	19*	45	9.00	2	0	0
Kettle, Andrew A	12 Aqua	7	1	48*	124	20.67	3	0	1
Kinnaird, Kane	12 Grey	13	3	50*	120	12.00	3	0	0
Kodiganti, Siddharth	12 Gold	12	4	76*	230	28.75	6	0	3
Lago, Joshua A	12 White	5	3	37*	86	43.00	1	0	0
Lambley, Jack B	12 Silver	8	4	14*	33	8.25	2	0	2
Lamers, Jacob J	12 Aqua	8	1	7	13	1.86	0	0	0
Laughton, Harvey J	12 Gold	8	2	32*	120	20.00	0	0	1
Levy, Gabriel H	12 White	5	1	32	69	17.25	1	0	0
Lorroway, Henry N	12 Aqua	8	0	6	16	2.00	1	0	0
Lorroway, Jake D	12 Aqua	7	0	21	71	10.14	1	0	1
Lynn, Thomas M	12 Red	6	0	22	26	4.33	0	0	0
Mahoney, Darcy T	12 Red	7	2	5	9	1.80	0	0	0
Manson-Bishop, Rhys	12 Green	5	0	3	8	1.60	2	0	0
Mauger, William H	12 Gold	12	4	39*	140	17.50	4	0	2
McGregor, Miles R	12 Blue	6	3	20*	36	12.00	1	0	0
McLennan, William	12 Purple	3	1	53*	64	32.00	1	0	0
Miles, Tate B	12 Amber	9	0	40	73	8.11	1	0	0

UNDER 12 BATTING & FIELDING (continued) (14 teams / 142 players)

Player	Team	Innings	Not Outs	Best Score	Runs	Average	Catches	Stumpings	Run Outs
Mills, Addison J	12 Yellow/Gold	12	6	27*	117	19.50	3	0	0
Mitchell, Edward C	12 Aqua	7	0	11	29	4.14	0	0	0
Moffat, Benjamin M	12 Blue	6	1	11*	17	3.40	0	0	0
Moy, Jack X	12 Aqua	8	4	48	158	39.50	1	0	1
Mulvenna, Max H	12 Navy	5	1	36	83	20.75	0	0	0
Murphy, Adam D	12 Green	9	5	22*	72	18.00	2	0	2
Mylne, Toby J	12 Silver	8	1	33	65	9.29	1	0	2
Niazi, Mohid M	12 White	4	1	14	32	10.67	1	0	0
Nixon, Kobe A	12 Green	12	6	50*	98	16.33	4	0	0
Norlander, Cooper J	12 Aqua	8	1	17	23	3.29	0	0	0
Northcote, Jack P	12 Blue	5	1	4	6	1.50	0	0	0
O'Leary, Cormac D	12 Blue	2	0	26	41	20.50	0	0	0
O'Reilly, Cooper C	12 Purple	3	0	36	43	14.33	0	0	0
O'Shea, Connor G	12 Yellow	5	3	25*	73	36.50	1	0	2
Peacock, Riley J	12 Navy	7	3	25*	101	25.25	3	0	1
Pickett, Harrison C	12 Green	7	1	9*	16	2.67	1	0	0
Piipari, Mikka J	12 Blue	4	2	13*	18	9.00	3	0	0
Pukk, Connor J	12 Grey	13	3	19*	96	9.60	1	0	1
Roase, Gus P	12 Silver	7	1	23	47	7.83	0	0	0
Roberts, Sid	12 Green	5	4	13*	31	31.00	2	0	0
Sakzewski, Remington C	12 Silver	7	1	27	52	8.67	0	0	1
Scattini, Frederick	12 Grey	5	1	4	8	2.00	2	0	1
Scheffe, Eli P	12 Grey	13	4	23*	111	12.33	1	0	1
Schimke, Aidan P	12 Grey	13	4	54*	307	34.11	6	0	0
Shah, Devam A	12 White	5	2	41	87	29.00	0	0	1
Shaxson, Thomas A	12 Green	8	3	11*	22	4.40	1	0	0
Sherritt, Lewis J	12 Gold	11	2	23*	46	5.11	3	0	1
Silec, William M	12 Silver	8	2	18	55	9.17	1	0	4
Spain, Declan W	12 Maroon	14	8	45*	317	52.83	5	0	2
Sriskandarajah, Noah	12 White	6	4	39*	134	67.00	0	0	0
Stafford, Jack E	12 Gold	12	3	11*	31	3.44	0	0	1
Stalley, Cameron W	12 Maroon	12	5	10*	34	4.86	0	0	1
Steel, Joshua A	12 Silver	7	1	22	39	6.50	0	0	0
Stute, Thomas S	12 Gold	7	5	49*	145	72.50	0	0	0
Taylor, Ethan J	12 Navy	7	3	34	144	36.00	0	0	0
Temple, River	12 Grey	12	1	10*	32	2.91	5	0	0
Thies, Will F	12 Green	4	1	5	11	3.67	0	0	0
Thurgood, Stewart R	12 Blue	5	1	5	13	3.25	1	0	0
Tiel, Archer S	12 Grey	8	2	9	25	4.17	0	0	0
Toon, Tom L	12 Grey	14	1	17*	109	8.38	2	0	1
Tune, Darcy S	12 Maroon	11	1	14*	28	2.80	0	0	0
Ujdur, Benjamin J	12 Amber	7	1	23	59	9.83	1	0	2
Waller, Archie J	12 Gold	6	3	39*	156	52.00	4	0	0
Wallwork, Francis A	12 White	4	1	105	210	70.00	3	0	2
Ward, Elliot D	12 Green	5	3	28	86	43.00	1	0	0
Watts, Timothy	12 Silver	7	3	26*	61	15.25	0	0	0
Wesley, Harry C	12 Grey	14	5	62*	279	31.00	5	0	2
Whitaker, Dermot J	12 Amber	9	1	26*	111	13.88	5	0	1
Williams, Alastair G	12 Navy	6	2	7*	17	4.25	0	0	0

UNDER 12 BOWLING (14 teams / 142 players)

Player	Team	Overs	Maidens	Wickets	Runs	Best	Average
Abbott, Thomas S	12 Yellow	1.5	0	0	10	0/10	-
Adeney, Hugo C	12 Yellow	16	1	2	93	1/15	46.50
Alvarez, Matthew	12 Red	17	1	8	68	3/23	8.50
Ansell, Hamish A	12 Blue	14	2	2	45	1/3	22.50
Banvill, Sam A	12 Maroon	31	1	7	168	3/29	24.00
Barker, Jasper W	12 Green	12	0	4	70	2/3	17.50
Barnett, Charlie A	12 Amber	32	1	7	159	2/13	22.71
Bathgate, Andrew B	12 Yellow	24	4	6	88	2/20	14.67
Bedggood, Thomas B	12 Navy	4	0	0	33	0/5	-
Bester, Ethan J	12 White	27.3	0	7	124	5/11	17.71
Blake, Frederick J	12 Purple	21	2	4	105	2/10	26.25
Blakemore, Oliver M	12 Silver	20.4	1	3	106	1/8	35.33
Błaszczuk, Thomas J	12 Green	19	0	4	117	2/14	29.25
Blundell, Declan W	12 Red	24	1	3	134	1/12	44.67
Boys, Luis	12 Gold	22.1	0	5	103	2/1	20.60
Braben, Jack R	12 Purple	1	0	1	4	1/4	4.00

UNDER 12 BOWLING (continued) (14 teams / 142 players)

Player	Team	Overs	Maidens	Wickets	Runs	Best	Average
Broughton, William M	12 Silver	21	2	5	64	2/10	12.80
Brown, Jake R	12 Red	20.4	5	7	64	2/4	9.14
Brown, Riley T	12 Gold	29.1	4	8	115		14.38
Bryan, Darcy	12 Gold	17	1	5	55	3/16	11.00
Burton, James J	12 Green	38	2	7	185	2/6	26.43
Cahill, Ewan M	12 Aqua	16	0	3	88	1/7	29.33
Cain, Jai A	12 Blue	17.2	0	2	90	1/20	45.00
Caristo, Thomas O	12 Grey	41	2	7	222	2/11	31.71
Carroll, Lewis J	12 White	4	1	0	20	0/3	-
Challenor, Samuel A	12 Purple	23	2	11	86	4/16	7.82
Church, Benjamin J	12 Maroon	34.4	0	15	137	3/18	9.13
Cleary, Harrison J	12 Silver	22.1	5	10	61	3/2	6.10
Clune, Tom C	12 Gold	18.1	1	4	82	2/8	20.50
Collins, Patrick J	12 Navy	13	1	5	35	2/4	7.00
Coupland, Joshua N	12 Maroon	28.4	1	6	110	2/19	18.33
Cox, Joseph H	12 Purple	22	0	0	86	0/9	-
Cuddihy, Curtis J	12 Navy	10.1	2	3	25	2/12	8.33
Dauber, William R	12 Yellow	20.4	0	7	159	3/19	22.71
Deem, Thomas W	12 Red	21	0	6	121	2/19	20.17
Dewar, Rohan D	12 Gold	34.2	7	8	139	2/1	17.38
Donnan, Rhys A	12 Aqua	19	2	2	93	2/7	46.50
Durbin, Oliver A	12 Purple	22	0	5	143	2/24	28.60
Easter, Jack E	12 Amber	28	1	4	110	2/12	27.50
Easter, Patrick J	12 Amber	30	1	3	126	1/16	42.00
Easter, William J	12 Amber	3	0	2	15	2/15	7.50
Edye, Max A	12 Amber	27	1	2	104	1/1	52.00
Eustace, Eddie	12 Green	12	0	2	79	1/19	39.50
Falk, Harrison A	12 Maroon	38	2	10	225	3/17	22.50
Flanagan, Ben P	12 Navy	8	0	2	26	1/7	13.00
Fried, Jack	12 Gold	17	2	5	45	2/9	9.00
Gall, Joseph M	12 Green	32	1	5	195	2/46	39.00
Gavin, Joshua T	12 Blue	12.2	1	3	70	2/2	23.33
Geritz, Thomas M	12 Maroon	29.1	1	2	186	1/6	93.00
Germon, Henry W	12 White/Green	35	6	7	113	2/1	16.14
Gibson, Carter N	12 Blue	17.1	2	6	42	2/9	7.00
Goodwin, Monty A	12 Purple	21.4	0	3	157	1/30	52.33
Gordon, Alexander P	12 Navy	13	1	3	37	2/6	12.33
Grady, Aiden W	12 Yellow	25	1	5	143	2/27	28.60
Grellman, Stanley J	12 Blue	18.4	2	6	79	3/26	13.17
Guest, Blake D	12 Green	24	1	2	136	1/8	68.00
Guise, Hunter J	12 Blue	12	0	3	37	2/1	12.33
Gumley, Henry L	12 Gold	24.6	4	11	53	4/3	4.82
Hammond, Tomas	12 Red	12	0	0	74	0/10	-
Heath, Elliot	12 Purple	19	1	9	68	3/3	7.56
Heather, Cooper A	12 Red	25.4	0	4	111	1/5	27.75
Heenan, Vincent G	12 Silver	20	1	2	100	1/6	50.00
Henselian, Matthew R	12 Red	25.4	2	4	141	3/33	35.25
Heron, Sidney E	12 Yellow/Gold	8.4	0	2	68	1/2	34.00
Hetherington, Angus	12 White/Green	34	4	7	123	2/5	17.57
Hourigan, Luke M	12 Navy	15.2	0	3	78	1/8	26.00
Huffels, Alexander N	12 Aqua	21	4	4	73	1/3	18.25
Hughes, Fergus M	12 Green	32.2	4	4	128	2/1	32.00
Hutchinson, William P	12 Amber	29	0	4	81	2/20	20.25
Irving, Mason S	12 Navy	12	0	4	50	2/10	12.50
Isaac, Charlie R	12 Green	19.4	3	0	91	0/2	-
Johansen, Adam S	12 White	19	4	6	62	2/6	10.33
Johnson, Eli T	12 Maroon	34.1	0	9	133	3/17	14.78
Jordan, Oliver M	12 Maroon	24	3	7	133	2/1	19.00
Katter, Elliot W	12 Amber	23	0	4	145	2/18	36.25
Kershaw, Edward H	12 Red	22	1	6	88	2/1	14.67
Kettle, Andrew A	12 Aqua	21	4	6	106	3/7	17.67
Kinnaird, Kane	12 Grey	37	2	13	202	3/8	15.54
Kodiganti, Siddharth	12 Gold	37	2	14	136	3/11	9.71
Lago, Joshua A	12 White	15	1	2	65	1/6	32.50
Lambley, Jack B	12 Silver	20	0	1	79	1/3	79.00
Lamers, Jacob J	12 Aqua	18	1	2	96	1/8	48.00
Laughton, Harvey J	12 Gold	22	0	5	106	2/6	21.20
Levy, Gabriel H	12 White	20	2	2	127	1/6	63.50
Lorroway, Henry N	12 Aqua	18.1	0	4	105	1/9	26.25
Lorroway, Jake D	12 Aqua	17.4	1	5	83	2/8	16.60

UNDER 12 BOWLING (continued) (14 teams / 142 players)

Lynn, Thomas M	12 Red	17	1	8	93	3/13	11.63
Mahoney, Darcy T	12 Red	20.3	2	6	79	3/3	13.17
Manson-Bishop, Rhys	12 Green	12	0	0	59	0/6	-
Mauger, William H	12 Gold	28	3	13	96	4/23	7.38
McGregor, Miles R	12 Blue	20	2	2	62	1/5	31.00
McLennan, William	12 Purple	9	0	0	46	0/16	-
Miles, Tate B	12 Amber	29	0	5	117	2/17	23.40
Mills, Addison J	12 Yellow/Gold	34.5	0	5	175	2/9	35.00
Mitchell, Edward C	12 Aqua	21	0	4	145	2/23	36.25
Moffat, Benjamin M	12 Blue	18.3	1	3	135	1/3	45.00
Moy, Jack X	12 Aqua	20	3	9	84	3/11	9.33
Mulvenna, Max H	12 Navy	16	0	5	41	2/7	8.20
Murphy, Adam D	12 Green	36.1	3	8	136	4/7	17.00
Mylne, Toby J	12 Silver	20	1	4	94	2/7	23.50
Niazi, Mohid M	12 White	18.3	1	6	74	3/17	12.33
Nixon, Kobe A	12 Green	37	4	7	145	2/18	20.71
Norlander, Cooper J	12 Aqua	20.2	0	3	167	1/10	55.67
Northcote, Jack P	12 Blue	12.4	0	1	87	1/18	87.00
O'Leary, Cormac D	12 Blue	16.1	1	5	77	2/18	15.40
O'Reilly, Cooper C	12 Purple	6	0	1	25	1/19	25.00
O'Shea, Connor G	12 Yellow	18	0	3	99	1/15	33.00
Peacock, Riley J	12 Navy	13	1	3	41	2/4	13.67
Pickett, Harrison C	12 Green	14	0	1	114	1/17	114.00
Piipari, Mikka J	12 Blue	19	1	3	120	2/4	40.00
Pukk, Connor J	12 Grey	39.3	1	13	204	3/12	15.69
Roase, Gus P	12 Silver	21	2	6	110	2/8	18.33
Roberts, Sid	12 Green	10	1	1	33	1/8	33.00
Sakzewski, Remington C	12 Silver	20	1	6	117	3/12	19.50
Scattini, Frederick	12 Grey	10.4	1	2	69	1/19	34.50
Scheffe, Eli P	12 Grey	29.6	1	5	144	2/30	28.80
Schimke, Aidan P	12 Grey	33	4	7	99	2/1	14.14
Shah, Devam A	12 White	27	6	8	105	3/13	13.13
Shaxson, Thomas A	12 Green	25.1	3	8	102	4/12	12.75
Sherritt, Lewis J	12 Gold	34	7	7	119	3/7	17.00
Silec, William M	12 Silver	20	1	4	108	1/4	27.00
Spain, Declan W	12 Maroon	32.5	3	12	155	3/3	12.92
Sriskandarajah, Noah	12 White	25.5	3	7	79	3/8	11.29
Stafford, Jack E	12 Gold	35	1	7	163	2/9	23.29
Stalley, Cameron W	12 Maroon	34	0	5	228	3/11	45.60
Steel, Joshua A	12 Silver	20	1	5	91	2/9	18.20
Stute, Thomas S	12 Gold	20.3	0	3	68	1/2	22.67
Taylor, Ethan J	12 Navy	17	0	2	76	1/9	38.00
Temple, River	12 Grey	25	0	4	136	1/9	34.00
Thies, Will F	12 Green	10	1	2	33	2/3	16.50
Thurgood, Stewart R	12 Blue	13.4	0	3	71	2/10	23.67
Tiel, Archer S	12 Grey	19.2	0	7	137	3/9	19.57
Toon, Tom L	12 Grey	38.5	1	6	195	2/14	32.50
Tune, Darcy S	12 Maroon	27.3	5	12	96	2/1	8.00
Ujdur, Benjamin J	12 Amber	19	0	5	92	2/6	18.40
Waller, Archie J	12 Gold	19	2	5	68	2/5	13.60
Wallwork, Francis A	12 White	17.4	2	11	61	4/1	5.55
Ward, Elliot D	12 Green	12	1	0	42	0/1	-
Watts, Timothy	12 Silver	20	3	2	84	1/2	42.00
Wesley, Harry C	12 Grey	36.3	0	5	194	2/24	38.80
Whitaker, Dermot J	12 Amber	31	1	5	131	1/12	26.20
Williams, Alastair G	12 Navy	14.1	2	6	34	2/5	5.67

UNDER 11 BATTING & FIELDING (15 teams / 128 players)

Player	Team	Innings	Not Outs	Best Score	Runs	Average	Catches	Stumpings	Run Outs
Abbott, Thomas S	11 Amber	7	7	38*	143	-	2	0	2
Abdilla, Mathew J	11 Silver	0	0	0	0	-	0	0	0
Ainsworth, Alex E	11 Purple	11	11	21*	131	-	2	0	0
Anderson, Nicholas I	11 Orange	8	8	38*	170	-	1	0	0
Arthur, Jack T	11 Green /Gold	7	7	22*	78	-	2	0	3
Atkinson, Edward J	11 Grey	6	6	14*	55	-	1	0	0
Bamford, Felix J	11 Navy	13	13	26*	155	-	3	0	2
Barnard, Luca J	11 Black	8	8	16*	76	-	2	0	1
Barnes, Piper G	11 Red	12	12	16*	121	-	0	0	1
Basha, Caspian J	11 Aqua	7	7	34*	190	-	1	0	1
Bates, Archie S	11 Maroon	13	13	20*	133	-	2	0	0
Bell, Fraser G	11 Aqua	7	7	17*	81	-	0	0	1
Bellamy, Angus K	11 Black	7	7	14*	39	-	0	0	0
Bishop, Charlie D	11 Brown	14	14	42*	305	-	8	0	6
Bryce, Edward J	11 Silver	15	15	52*	280	-	4	0	1
Burg, Hugo W	11 Maroon	8	8	37*	190	-	1	1	1
Burton, Isaac F	11 Maroon	12	12	29*	245	-	3	0	2
Caesar, Atticus K	11 Amber	9	9	29*	152	-	5	0	2
Caesar, Balthazar U	11 Amber	0	0	0	0	-	0	0	0
Cahill, Jack M	11 Purple	11	11	41*	240	-	4	0	0
Carey, Patrick J	11 Green	2	2	24*	41	-	0	0	0
Carter, Flynn	11 Purple	1	1	19*	19	-	0	0	0
Coates, Alexander J	11 Aqua	6	6	13*	55	-	0	0	0
Cocker, Tom C	11 Brown	12	12	11*	66	-	0	0	0
Coghill, Alasdair E	11 Maroon	12	12	18*	105	-	2	0	1
Colen, Samuel J	11 Red	12	12	42*	350	-	6	0	1
Cox, Hamish K	11 Orange	7	7	21*	108	-	2	0	2
Cox, Jacob N	11 Green	2	2	24*	43	-	0	0	0
Cronin, Tom	11 Grey	6	6	8*	19	-	0	0	0
Cross, Thomas A	11 Blue	8	8	28*	100	-	1	0	1
Daley, Clare E	11 Red	12	12	25*	152	-	1	0	3
Davies, Jackson H	11 Purple	12	12	61*	380	-	6	0	2
Davies, William	11 Purple	2	2	24*	35	-	0	0	0
Deane, Hugo N	11 Maroon	10	10	10*	69	-	1	0	0
Doolan, Leo M	11 Green	2	2	15*	28	-	2	0	0
Elphinston, Morgan	11 Amber	8	8	18*	103	-	5	0	4
Fardon, Oliver J	11 Gold	8	8	19*	89	-	0	0	0
Farrugia, Charlie J	11 Aqua	7	7	34*	175	-	1	0	1
Frazier, Darcy M	11 Aqua	6	6	27*	95	-	1	0	1
Fuller, Caleb J	11 Orange	8	8	23*	83	-	0	0	0
Garrett, Benjamin J	11 Silver	12	12	33*	202	-	1	0	1
Goonetilleke, Dulane T	11 Silver	14	14	31*	173	-	0	0	2
Gorham, Max C	11 Yellow	13	13	49*	315	-	2	0	4
Gray, Digby K	11 Blue	7	5	15*	60	30.00	0	0	0
Groves, Lucas W	11 Yellow	14	14	30*	213	-	2	0	3
Haines, Charlie J	11 Yellow	13	13	33*	132	-	1	0	2
Hamburger, Oscar G	11 Gold	14	14	31*	176	-	2	0	0
Henderson, George T	11 Brown	13	13	23*	154	-	5	1	2
Hopes, Edward M	11 Silver	15	15	38*	350	-	6	0	5
Jackman, Darcy O	11 Brown	14	14	15*	130	-	3	0	4
Jenkinson, Vaughn R	11 Gold	9	9	26*	128	-	0	0	0
Johnson, Henry D	11 Purple	7	7	33*	130	-	2	0	1
Jones, Hannah P	11 Red	11	11	26*	154	-	3	0	0
Keir, Luke	11 Orange	3	3	36*	87	-	0	0	1
Kelly, Xavier T	11 Brown	13	13	11*	79	-	7	0	2
Knowles, Monty J	11 Blue	5	5	32*	89	-	0	0	0
Laughton, Fraser	11 Orange	4	4	18*	59	-	0	0	0
Laughton, Harvey J	11 Orange	1	1	9*	9	-	0	0	0
Lee-Archer, Rory P	11 Green/Gold	8	8	26*	138	-	2	0	2
Mac Phaidin, Cathal	11 Silver	13	13	18*	146	-	8	0	2
Macaulay, Harry A	11 Blue	8	6	33*	126	63.00	0	0	0
MacDonald, Tanner R	11 Silver	14	14	24*	190	-	1	0	2
Macfarlane, Louis R	11 Blue	8	6	35*	145	72.50	0	0	1
Maddox, Fletcher R	11 Amber	9	9	36*	180	-	2	0	2
Marlow, Angus W	11 Navy	13	13	36*	223	-	5	0	4
Martin, Andrew D	11 Red	12	12	43*	308	-	4	0	0
Martin, James C	11 Red	12	12	67*	414	-	4	0	5
Mastenbroek, Isaac C	11 Maroon	13	13	54*	492	-	5	0	9
Mayor, Heath J	11 Navy	11	11	34*	176	-	1	0	2

UNDER 11 BATTING & FIELDING (continued) (15 teams / 128 players)

Player	Team	Innings	Not Outs	Best Score	Runs	Average	Catches	Stumpings	Run Outs
McCallum, Alby B	11 Grey	5	5	0*	0	-	0	0	0
McDonald, Harrison	11 Grey	6	5	13*	51	51.00	1	0	0
McGregor, Elliott	11 Yellow	13	13	32*	165	-	1	0	1
McHugh, Ethan Z	11 Black	8	8	9*	51	-	0	0	0
Mckeiver, Matthew G	11 Maroon	7	7	23*	86	-	0	0	4
McLean, Edward A	11 Grey	5	5	16*	34	-	0	0	1
McLoughlin, Samuel A	11 Purple	12	12	36*	258	-	0	0	1
Mellifont, Samuel B	11 Gold	12	12	43*	250	-	2	0	1
Mercer, Lucas P	11 Black	8	8	38*	202	-	3	1	1
Middleton, Alexander T	11 Navy	10	10	14*	83	-	4	0	1
Mulcahy, Callum L	11 Navy	13	13	33*	212	-	6	1	6
Murray, Flynn G	11 Green	2	2	3*	3	-	0	0	0
Nadin, Oliver B	11 Purple	6	6	24*	113	-	2	0	0
Narbey, Joe M	11 Yellow	14	14	36*	244	-	0	0	3
Nicholson, Isaac	11 Gold	9	9	32*	189	-	4	0	1
O'Connor, Tom K	11 Blue	8	6	27*	105	52.50	0	0	0
Petherick, Jacob O	11 Brown	14	14	23*	172	-	5	0	2
Petrie, Oliver J	11 Green	2	2	10*	18	-	1	0	0
Phillips, Angus R	11 Yellow	13	13	31*	114	-	0	0	1
Pope, Hamish N	11 Amber	6	6	16*	72	-	1	0	4
Pope, Harrison J	11 Amber	2	2	34*	49	-	0	0	0
Pradeep, Pranaviyer	11 Aqua/Orange	10	10	30*	189	-	0	0	6
Pye, Harvey J	11 Orange	6	6	52*	183	-	0	0	0
Quinlan, Benjamin E	11 Grey	4	4	2*	0	-	0	0	0
Read, Luca C	11 Gold	14	14	40*	253	-	2	0	2
Rodrigues, Rahul M	11 Maroon	13	13	40*	317	-	10	0	10
Rowland, Remi	11 Amber	8	8	18*	75	-	2	0	0
Ryan, Quinn P	11 Navy	12	12	19*	133	-	2	0	5
Ryan, Rocco D	11 Navy	13	13	29*	195	-	6	0	10
Santhakumar Nair, Roshan	11 Maroon	8	8	30*	103	-	3	0	1
Scanlan, Lachlan G	11 Orange	4	4	31*	69	-	0	0	0
Serisier, Hugo M	11 Yellow	9	9	15*	55	-	0	0	3
Simon, Isaac E	11 Aqua	7	7	17*	94	-	0	0	2
Slack, Henry B	11 Grey	6	6	22*	55	-	0	0	0
Smith, Harrison J	11 Red	11	11	39*	211	-	0	0	5
Smith, Jack G	11 Navy	13	13	16*	155	-	4	0	4
Smith, Luke M	11 Gold	12	11	10*	64	-	0	0	1
Sneddon, Sebastian A	11 Purple	7	7	18*	105	-	2	0	0
Stacey, Mitchell J	11 Brown	11	11	19*	97	-	2	0	0
Stute, James N	11 Orange	8	8	19*	78	-	2	0	0
Taylor, Jed A	11 Orange	8	8	53*	205	-	1	0	0
Thakre, Parth C	11 Yellow	13	13	23*	161	-	1	0	1
Thies, Will F	11 Grey	6	6	13*	45	-	0	0	1
Trotter, Austin M	11 Purple	12	12	28*	214	-	0	0	0
Tucker, Mav A	11 Brown	13	13	16*	110	-	0	0	1
Uglow, Felix	11 Maroon	4	4	21*	37	-	1	0	1
Verma, Aarush	11 Yellow	9	9	9*	59	-	1	0	0
Vidakovic, Anthony D	11 Blue	7	5	14*	49	24.50	0	0	0
Waller, Theo B	11 Silver	15	15	46*	313	-	3	0	3
Watherston, Noah J	11 Green	2	2	13*	25	-	1	0	0
Watson, Jacob	11 Aqua	7	7	14*	64	-	0	0	0
Whalan, William T	11 Blue	7	5	47*	158	79.00	1	0	0
White, Ted C	11 Silver	9	9	34*	210	-	2	0	0
Whiteley, Marcus L	11 Blue	7	5	23*	81	40.50	0	0	0
Whitham, Dominic M	11 Maroon	11	11	52*	333	-	0	0	3
Widt, Lachlan J	11 Gold	13	13	35*	256	-	7	0	0
Wilton, Thomas J	11 Red	12	12	22*	145	-	0	0	3
Wise, Mason E	11 Gold	14	14	26*	182	-	3	0	2
Wren, Liam J	11 Black	8	8	30*	128	-	0	0	3

UNDER 11 BOWLING (15 teams / 128 players)

Player	Team	Overs	Maidens	Wickets	Runs	Best	Average
Abbott, Thomas S	11 Amber	22.1	0	4	145	1/14	36.25
Abdilla, Mathew J	11 Silver	0	0	0	0	0	0.00
Ainsworth, Alex E	11 Purple	27	0	10	177	3/5	17.70
Anderson, Nicholas I	11 Orange	25	2	17	106	5/7	6.24
Arthur, Jack T	11 Green/Gold	19	0	5	116	2/9	23.20
Atkinson, Edward J	11 Grey	16	1	2	84	1/9	42.00
Bamford, Felix J	11 Navy	31	2	6	180	2/9	30.00
Barnard, Luca J	11 Black	25	0	7	158	3/13	22.57
Barnes, Piper G	11 Red	33.2	0	6	223	2/9	37.17
Basha, Caspian J	11 Aqua	16	0	2	96	1/15	48.00
Bates, Archie S	11 Maroon	30	2	5	111	1/3	22.20
Bell, Fraser G	11 Aqua	18	0	8	141	3/23	17.63
Bellamy, Angus K	11 Black	20	1	4	122	1/9	30.50
Bishop, Charlie D	11 Brown	39	0	15	207	3/4	13.80
Bryce, Edward J	11 Silver	43	1	14	279	3/17	19.93
Burg, Hugo W	11 Maroon	21	0	2	139	1/13	69.50
Burton, Isaac F	11 Maroon	39	0	20	186	3/7	9.30
Caesar, Atticus K	11 Amber	29	1	8	175	2/15	21.88
Caesar, Balthazar U	11 Amber	3	0	1	19	1/19	19.00
Cahill, Jack M	11 Purple	35	1	11	218	3/22	19.82
Carey, Patrick J	11 Green	4	0	0	33	0/13	-
Carter, Flynn	11 Purple	4	0	2	35	2/35	17.50
Coates, Alexander J	11 Aqua	16.1	1	6	117	2/14	19.50
Cocker, Tom C	11 Brown	33	0	1	223	1/15	223.00
Coghill, Alasdair E	11 Black/Maroon	33	0	7	213	2/5	30.43
Colen, Samuel J	11 Red	33	2	14	154	3/16	11.00
Cox, Hamish K	11 Orange	17	0	2	129	1/11	64.50
Cox, Jacob N	11 Green	6	0	4	49	3/18	12.25
Cronin, Tom	11 Grey	16	0	1	97	1/10	97.00
Cross, Thomas A	11 Blue	19	1	4	111	2/5	27.75
Daley, Clare E	11 Red	33.2	0	8	237	3/14	29.63
Davies, Jackson H	11 Purple	37	3	10	180	3/29	18.00
Davies, William	11 Purple	8	0	1	75	1/37	75.00
Deane, Hugo N	11 Black/Maroon	33	1	12	183	3/20	15.25
Doolan, Leo M	11 Green	5	0	5	43	3/25	8.60
Elphinston, Morgan	11 Amber	22	0	10	136	5/11	13.60
Fardon, Oliver J	11 Gold	18	0	4	154	2/26	38.50
Farrugia, Charlie J	11 Aqua	20	1	8	94	2/19	11.75
Frazier, Darcy M	11 Aqua	15	0	2	107	2/8	53.50
Fuller, Caleb J	11 Orange	24	2	6	142	2/10	23.67
Garrett, Benjamin J	11 Silver	32	0	7	208	2/17	29.71
Goonetilleke, Dulane T	11 Silver	45.2	0	11	354	3/39	32.18
Gorham, Max C	11 Yellow	34	4	15	150	3/13	10.00
Gray, Digby K	11 Blue	17	1	5	91	1/7	18.20
Groves, Lucas W	11 Yellow	37	1	11	202	3/15	18.36
Haines, Charlie J	11 Yellow	33	0	6	194	3/14	32.33
Hamburger, Oscar G	11 Gold	31	0	9	170	2/6	18.89
Henderson, George T	11 Brown	41	0	16	246	4/23	15.38
Hopes, Edward M	11 Silver	39	1	13	211	4/22	16.23
Jackman, Darcy O	11 Brown	40	2	14	291	3/9	20.79
Jenkinson, Vaughn R	11 Gold	20	2	12	95	5/10	7.92
Johnson, Henry D	11 Purple	18.1	0	1	127	1/22	127.00
Jones, Hannah P	11 Red	23	0	6	153	3/10	25.50
Keir, Luke	11 Orange	8	0	1	28	1/4	28.00
Kelly, Xavier T	11 Brown	34	0	8	262	2/6	32.75
Knowles, Monty J	11 Blue	11	1	4	37	3/8	9.25
Laughton, Fraser	11 Orange	6	0	3	22	1/2	7.33
Laughton, Harvey J	11 Orange	3	0	2	4	2/4	2.00
Lee-Archer, Rory P	11 Gold	24	0	9	153	2/7	17.00
Mac Phaidin, Cathal	11 Silver	36	1	14	189	4/15	13.50
Macaulay, Harry A	11 Blue	17	3	4	79	2/4	19.75
MacDonald, Tanner R	11 Silver	40	2	15	257	3/5	17.13
Macfarlane, Louis R	11 Blue	15	0	1	125	1/31	125.00
Maddox, Fletcher R	11 Amber	26	0	5	169	1/13	33.80
Marlow, Angus W	11 Navy	35.1	0	14	153	4/7	10.93
Martin, Andrew D	11 Red	29.1	0	13	161	3/20	12.38
Martin, James C	11 Red	30	0	8	168	2/4	21.00
Mastenbroek, Isaac C	11 Maroon	35	1	11	168	4/25	15.27
Mayor, Heath J	11 Navy	32	2	13	123	3/12	9.46
McCallum, Alby B	11 Grey	11	0	1	60	1/14	60.00

UNDER 11 BOWLING (continued) (15 teams / 128 players)

Player	Team	Overs	Maidens	Wickets	Runs	Best	Average
McDonald, Harrison	11 Grey	15	1	4	78	2/14	19.50
McGregor, Elliott	11 Yellow	32	0	8	187	3/17	23.38
McHugh, Ethan Z	11 Black	23	0	3	133	2/12	44.33
Mckeiver, Matthew G	11 Maroon	16	0	2	67	1/3	33.50
McLean, Edward A	11 Grey	11	0	4	70	3/6	17.50
McLoughlin, Samuel A	11 Purple	32	0	10	187	3/14	18.70
Mellifont, Samuel B	11 Gold	32	2	20	154	6/1	7.70
Mercer, Lucas P	11 Black	22	2	4	105	1/6	26.25
Middleton, Alexander T	11 Navy	31	1	7	156	2/2	22.29
Mulcahy, Callum L	11 Navy					2/14	
Murray, Flynn G	11 Green	6	0	2	50	2/22	25.00
Nadin, Oliver B	11 Purple	17	0	6	121	2/22	20.17
Narbey, Joe M	11 Yellow	37	0	8	226	2/27	28.25
Nicholson, Isaac	11 Gold	22	2	6	101	2/12	16.83
O'Connor, Tom K	11 Blue	19	0	2	130	1/16	65.00
Petherick, Jacob O	11 Brown	27.1	0	6	183	2/13	30.50
Petrie, Oliver J	11 Green	4.4	0	0	42	0/7	-
Phillips, Angus R	11 Yellow	34	0	3	203	1/6	67.67
Pope, Hamish N	11 Amber	20	1	5	115	2/6	23.00
Pope, Harrison J	11 Amber	6	0	3	42	2/30	14.00
Pradeep, Pranaviyer	11 Aqua/Orange	29	1	9	157	3/14	17.44
Pye, Harvey J	11 Orange	18	0	5	64	2/14	12.80
Quinlan, Benjamin E	11 Grey	10	0	0	90	0/9	-
Read, Luca C	11 Gold	30	3	8	140	4/12	17.50
Rodrigues, Rahul M	11 Maroon	39	1	16	230	5/46	14.38
Rowland, Remi	11 Amber	24	0	3	149	1/14	49.67
Ryan, Quinn P	11 Navy	32	0	8	196	2/7	24.50
Ryan, Rocco D	11 Navy	36	1	15	182	3/6	12.13
Santhakumar Nair, Roshan	11 Maroon	20.5	0	8	99	2/18	12.38
Scanlan, Lachlan G	11 Orange	12	0	3	79	2/15	26.33
Serisier, Hugo M	11 Yellow	21	0	0	114	0/9	-
Simon, Isaac E	11 Aqua	18	0	9	100	3/6	11.11
Slack, Henry B	11 Grey	15	0	3	96	1/5	32.00
Smith, Harrison J	11 Red	28	0	11	148	4/21	13.45
Smith, Jack G	11 Navy	26	1	5	155	2/29	31.00
Smith, Luke M	11 Gold	27	0	6	189	2/12	31.50
Sneddon, Sebastian A	11 Purple	21	0	10	109	4/15	10.90
Stacey, Mitchell J	11 Brown	33	0	6	233	2/18	38.83
Stute, James N	11 Orange	25	0	6	141	2/18	23.50
Taylor, Jed A	11 Orange	12	0	2	72	1/6	36.00
Thakre, Parth C	11 Yellow	33	0	6	188	2/15	31.33
Thies, Will F	11 Grey	15	1	3	62	2/4	20.67
Trotter, Austin M	11 Purple	37	3	10	190	2/2	19.00
Tucker, Mav A	11 Brown	34	1	8	261	2/12	32.63
Uglow, Felix	11 Maroon	9	0	2	43	1/1	21.50
Verma, Aarush	11 Yellow	20	0	1	115	1/10	115.00
Vidakovic, Anthony D	11 Blue	15	2	0	93	0/0	-
Waller, Theo B	11 Silver	42	0	13	266	3/39	20.46
Watherston, Noah J	11 Green	6	0	0	51	0/21	-
Watson, Jacob	11 Aqua	18	0	3	131	2/16	43.67
Whalan, William T	11 Blue	13	1	5	51	2/13	10.20
White, Ted C	11 Silver	23.1	0	9	130	3/15	14.44
Whiteley, Marcus L	11 Blue	14	1	3	95	2/6	31.67
Whitham, Dominic M	11 Maroon	30	1	12	121	4/17	10.08
Widt, Lachlan J	11 Gold	30	1	10	181	2/18	18.10
Wilton, Thomas J	11 Red	31.6	0	5	200	2/28	40.00
Wise, Mason E	11 Gold	36	1	9	192	2/4	21.33
Wren, Liam J	11 Black	23	0	10	110	4/16	11.00

PLAYER STATISTICS – JUNIOR GIRLS GRADES U11 – U16

GENERAL NOTES RE STATISTICS, RECORDS & FORMAT

Please note that all tables are based on team abstracts or MyCricket entries submitted by team volunteers.
Care has been taken to publish accurate tables but we apologise for any errors or omissions.
All players from U11 to Open Division teams are listed by surname in alphabetical order per age group. For U8 to U10 players, statistics are not recorded but all players, coaches and managers names are listed in the annual report.

UNDER 16 GIRLS BATTING & FIELDING (2 teams / 21 players)

Player	Team	Innings	Not Outs	Best Score	Runs	Average	Catches	Stumpings	Run Outs
Bhatnagar, Jenah M	16 Azure	9	0	16	44	4.89	1	0	0
Cook, Mollie P	16 Azure	3	1	4	7	3.50	1	0	0
Dale, Chelsea L	16 Sky	5	3	59*	148	74.00	1	0	1
Donohue, Ophelia J	16 Sky	3	1	9	21	10.50	3	0	0
Edwards Kalaf, Illy E	16 Azure	3	1	7*	8	4.00	1	0	0
Ferguson, Amy G	16 Azure	9	4	15*	52	10.40	0	0	1
Hoe, Lilly G	16 Sky	9	2	50	98	14.00	2	0	1
Jones, Naomi G	16 Azure	9	1	25	71	8.88	3	0	1
King, Grace E	16 Sky	10	7	25*	105	35.00	2	0	0
Miller, Lily K	16 Azure	7	2	8*	29	5.80	5	0	3
Millott, Tara M	16 Sky	9	5	38*	127	31.75	2	0	5
Pearce, Brianna J	16 Azure	7	1	48	110	18.33	2	0	0
Roantree, Mathilda R	16 Sky	8	5	42	109	36.33	2	0	2
Serisier, Charlotte A	16 Sky	9	4	31*	99	19.80	3	0	0
Swanepoel, Emma	16 Sky	7	4	24*	69	23.00	5	0	2
Swanepoel, Zoe	16 Sky	1	1	4*	4	-	0	0	0
Tinetti, Alyssa L	16 Sky	9	3	12*	66	11.00	1	0	2
Trindall, Matilda A	16 Azure	3	0	4	5	1.67	0	0	0
Vidakovic, Katarina C	16 Sky	6	2	7*	15	3.75	0	0	0
Whitely, Claire J	16 Azure	8	3	27*	62	12.40	2	0	0
Winwood, Katherine J	16 Azure	8	4	11*	29	7.25	3	0	1

UNDER 16 GIRLS BOWLING (2 team / 21 players)

Player	Team	Overs	Maidens	Wickets	Runs	Best	Average
Bhatnagar, Jenah M	16 Azure	36	2	5	177	2/25	35.40
Cook, Mollie P	16 Azure	6	0	1	31	1/13	31.00
Dale, Chelsea L	16 Sky	15	1	3	52	1/2	17.33
Donohue, Ophelia J	16 Sky	9	0	1	41	1/4	41.00
Edwards Kalaf, Illy E	16 Azure	7.3	0	0	53	0/10	-
Ferguson, Amy G	16 Azure	34	0	3	182	1/11	60.67
Hoe, Lilly G	16 Sky	19	2	5	94	2/9	18.80
Jones, Naomi G	16 Azure	32	1	9	145	3/17	16.11
King, Grace E	16 Sky	16	1	3	95	1/8	31.67
Miller, Lily K	16 Azure	22	0	3	96	1/10	32.00
Millott, Tara M	16 Sky	24	3	2	99	1/3	49.50
Pearce, Brianna J	16 Azure	23	1	2	148	1/18	74.00
Roantree, Mathilda R	16 Sky	27.5	1	9	129	2/11	14.33
Serisier, Charlotte A	16 Sky	30	2	10	172	3/22	17.20
Swanepoel, Emma	16 Sky	20	1	1	114	1/25	114.00
Swanepoel, Zoe	16 Sky	3	0	1	11	1/11	11.00
Tinetti, Alyssa L	16 Sky	34.3	3	9	167	3/8	18.56
Trindall, Matilda A	16 Azure	10.1	0	1	61	1/5	61.00
Vidakovic, Katarina C	16 Sky	11.5	0	1	101	1/13	101.00
Whitely, Claire J	16 Azure	19	0	2	147	1/8	73.50
Winwood, Katherine J	16 Azure	32	2	7	146	2/13	20.86

UNDER 13 GIRLS BATTING & FIELDING (3 teams / 31 players)

Player	Team	Innings	Not Outs	Best Score	Runs	Average	Catches	Stumpings	Run Outs
Bhatnagar, Misha F	13 Emerald	9	1	11	41	5.13	0	0	0
Brauer, Edie	13 Sky	8	6	12*	40	20.00	1	0	1
Cowie, Chloe J	13 Emerald	8	2	6	16	2.67	3	0	4
Donaghy-Lowrey, Anna V	13 Azure	11	7	20*	109	27.25	1	0	3
Donohue, Ophelia J	13 Azure	6	3	42	118	39.33	1	0	2
Eason, Maddison M	13 Sky	9	5	7*	25	6.25	0	0	0
Edwards Kalaf, Illy E	13 Emerald	6	3	18*	49	16.33	1	0	1
Elliott, Isabella M	13 Sky	7	1	6	6	1.00	1	0	0
Fasone, Caitlin G	13 Azure	12	3	7*	21	2.33	1	0	0
Fellinger, Jasmine K	13 Emerald	10	6	56*	203	50.75	1	0	0
Goslin, Jessie E	13 Sky	6	2	10*	30	7.50	0	0	0
Granger, Luccia V	13 Sky	9	4	12	43	8.60	1	0	2
Grant, Ruby E	13 Emerald	4	1	16*	35	11.67	0	0	0
Hodgen, Chloe S	13 Emerald	8	4	26*	66	16.50	1	0	0
Hunter, Saphira R	13 Emerald	4	1	3	7	2.33	0	0	4
Johnson, Zoe I	13 Emerald	10	3	20*	70	10.00	3	0	0
Kayra, Ava A	13 Azure	11	3	9	29	3.63	0	0	0
Laing, Madison E	13 Azure/Emerald	10	7	106*	392	130.67	6	1	5
Miranda, Isla R	13 Sky	9	1	9	43	5.38	0	0	0
O'Connell, Eloise H	13 Azure	8	4	15	67	16.75	1	0	3
O'Connell, Sophie A	13 Azure	10	5	23*	77	15.40	3	0	0
O'Hara-Wild, Elsie B	13 Sky	9	3	9	26	4.33	1	0	0
O'Reilly, Sophie E	13 Azure	11	3	11	50	6.25	2	0	1
Pope, Hayley J	13 Azure	11	5	30*	119	19.83	1	0	1
Shiju Sankar, Vaidehi	13 Emerald	4	2	5	10	5.00	0	0	0
Siriwardhane, Maya	13 Sky	9	1	9	24	3.00	1	0	0
Trindall, Matilda A	13 Emerald	5	1	22	60	15.00	1	0	0
Wallwork, Claudia J	13 Azure	12	9	29	136	45.33	2	0	1
Wallwork, Margot S	13 Azure/Emerald	13	6	23*	159	22.71	3	0	1
Walsh, Kaila R	13 Sky	9	3	22*	58	9.67	3	0	0
Yannarakis, Zoe V	13 Sky	9	2	31	144	20.57	1	0	3

UNDER 13 GIRLS BOWLING (3 teams / 31 players)

Player	Team	Overs	Maidens	Runs	Wickets	Best	Average
Bhatnagar, Misha F	13 Emerald	34	2	2	160	1/8	80.00
Brauer, Edie	13 Sky	24.2	0	5	147	2/8	29.40
Cowie, Chloe J	13 Emerald	18	1	2	74	1/5	37.00
Donaghy-Lowrey, Anna V	13 Azure	28	0	6	118	3/13	19.67
Donohue, Ophelia J	13 Azure	13.5	2	4	57	3/1	14.25
Eason, Maddison M	13 Sky	27	0	1	154	1/20	154.00
Edwards Kalaf, Illy E	13 Emerald	19.5	1	1	72	1/12	72.00
Elliott, Isabella M	13 Sky	17.2	0	0	119	0/9	-
Fasone, Caitlin G	13 Azure	26.2	2	7	141	2/5	20.14
Fellinger, Jasmine K	13 Emerald	33.5	4	9	131	2/5	14.56
Goslin, Jessie E	13 Sky	11	0	2	58	1/9	29.00
Granger, Luccia V	13 Sky	29	2	5	100	3/19	20.00
Grant, Ruby E	13 Emerald	9	1	2	32	1/11	16.00
Hodgen, Chloe S	13 Emerald	23.4	2	4	98	2/6	24.50
Hunter, Saphira R	13 Emerald	17	0	2	83	1/20	41.50
Johnson, Zoe I	13 Emerald	40.1	0	4	171	2/16	42.75
Kayra, Ava A	13 Azure	35	0	5	237	2/17	47.40
Laing, Madison E	13 Azure/Emerald	31	4	6	84	2/29	14.00
Miranda, Isla R	13 Sky	25	3	5	97	2/2	19.40
O'Connell, Eloise H	13 Azure	25	1	1	108	1/11	108.00
O'Connell, Sophie A	13 Azure	28.5	7	7	82	3/9	11.71
O'Hara-Wild, Elsie B	13 Sky	22.5	0	1	139	1/25	139.00
O'Reilly, Sophie E	13 Azure	33.5	4	5	147	1/8	29.40
Pope, Hayley J	13 Azure	27.4	5	6	102	2/17	17.00
Shiju Sankar, Vaidehi	13 Emerald	4.3	0	0	21	0/12	-
Siriwardhane, Maya	13 Sky	20	2	0	107	0/2	-
Trindall, Matilda A	13 Emerald	12.3	1	4	42	2/2	10.50
Wallwork, Claudia J	13 Azure	37	8	8	121	3/20	15.13
Wallwork, Margot S	13 Azure/Emerald	34.8	6	9	97	3/2	10.78
Walsh, Kaila R	13 Sky	30	6	11	123	3/0	11.18
Yannarakis, Zoe V	13 Sky	19	0	1	81	1/9	81.00

UNDER 11 GIRLS BATTING & FIELDING (2 teams / 19 players)

Player	Team	Innings	Not Outs	Best Score	Runs	Average	Catches	Stumpings	Run Outs
Blakemore, Elise G	11 Sky	10	10	13*	79	-	0	0	0
Bloomer, Anney J	11 Sky	5	5	20*	78	-	0	0	1
Cridland, Robyn A	11 Ruby	11	11	17*	127	-	2	0	3
Dale, Ellie M	11 Ruby	12	12	14*	101	-	0	0	2
Hixon, Mia G	11 Ruby	12	12	14*	109	-	0	0	1
Kirk, Clara	11 Sky	9	9	9*	54	-	0	0	0
Logan, Abby	11 Ruby	13	13	14*	119	-	0	0	2
Logan, Jessica	11 Ruby	13	13	18*	163	-	1	0	9
McGown , Amira	11 Ruby	12	12	16*	137	-	0	0	1
Millhouse, Jemima G	11 Sky	11	11	14*	80	-	0	0	0
Mulligan, Matilda D	11 Sky	9	9	21*	110	-	0	0	2
Rose, Emily V	11 Ruby	12	12	12*	113	-	1	0	0
Shepherd, Lexi C	11 Sky	10	10	10*	80	-	0	0	2
Shepherd, Zali R	11 Sky	10	10	22*	111	-	0	0	1
Smith, Abigail C	11 Ruby	14	14	15*	131	-	0	0	0
Stuart, Alice P	11 Sky	11	11	22*	119	-	0	0	4
Swanepoel, Zoe	11 Sky	10	10	14*	89	-	0	0	2
Vickery, Minnie	11 Sky	8	8	27*	147	-	0	0	1
Wallwork, Margot S	11 Ruby	14	14	32*	310	-	1	0	8

UNDER 11 GIRLS BOWLING (2 teams / 19 players)

Player	Team	Overs	Maidens	Runs	Wickets	Best	Average
Blakemore, Elise G	11 Sky	21	0	3	103	1/7	34.33
Bloomer, Anney J	11 Sky	11	0	1	52	1/8	52.00
Cridland, Robyn A	11 Ruby	31	0	3	98	1/3	32.67
Dale, Ellie M	11 Ruby	29	0	1	148	1/16	148.00
Hixon, Mia G	11 Ruby	27	0	6	125	1/8	20.83
Kirk, Clara	11 Sky	21	2	5	82	3/2	16.40
Logan, Abby	11 Ruby	35	0	3	140	2/8	46.67
Logan, Jessica	11 Ruby	34	0	8	142	2/6	17.75
McGown , Amira	11 Ruby	35	0	2	128	1/8	64.00
Millhouse, Jemima G	11 Sky	27	0	3	113	2/12	37.67
Mulligan, Matilda D	11 Sky	21	1	6	63	1/2	10.50
Rose, Emily V	11 Ruby	34	0	8	153	1/9	19.13
Shepherd, Lexi C	11 Sky	22	1	3	79	1/3	26.33
Shepherd, Zali R	11 Sky	24	1	2	93	1/12	46.50
Smith, Abigail C	11 Ruby	34.1	1	2	149	1/6	74.50
Stuart, Alice P	11 Sky	28	2	3	87	1/4	29.00
Swanepoel, Zoe	11 Sky	23	0	3	102	2/14	34.00
Vickery, Minnie	11 Sky	21.1	0	4	75	1/3	18.75
Wallwork, Margot S	11 Ruby	39	2	16	93	3/4	5.81

UNDER 11 TO OPEN (U17) CLUB APPOINTED INDIVIDUAL TROPHIES

HALF SEASON PLAYERS

OPEN (UNDER 17)

Batting Average	JAXON BARWELL 108.50 (217 runs, 5 innings, 3 no)
Batting Aggregate	JAXON BARWELL (217 runs, HS 87*)
Bowling Average	OLIVER GORDON 8.92 (12 wickets, 107 runs, 16.5 overs)
Most Wickets	OLIVER GORDON 12 wickets, best 5/17
Most Dismissals	THOMAS TOZER (8 catches)
Most Valuable Player	THOMAS HURWOOD 182 runs, 5 wickets, 4 catches

UNDER 15

Batting Average	LUKE WARD 117.50 (235 runs, 4 innings, 2 no)
Batting Aggregate	LUKE WARD (235 runs, HS 72)
Bowling Average	TED BARRON 6.00 (8 wickets, 48 runs, 28.2 overs)
Most Wickets	TED BARRON 8 wickets, best 4/1
Most Dismissals	RORY O'KEEFFE (7 catches)
Most Valuable Player	LUKE WARD 235 runs, 2 wickets, 2 catches

UNDER 14

Batting Average	JACK MERCER 71.33 (214 runs, 5 innings, 2 no)
Batting Aggregate	JACK MERCER (214 runs, HS 61*)
Bowling Average	JACK MERCER 11.88 (8 wickets, 95 runs, 30.2 overs)
Most Wickets	JACK MERCER 8 wickets, best 6/16
Most Dismissals	MATTHEW PETERSEN (12 catches)
Most Valuable Player	JACK MERCER 214 runs, 8 wickets, 2 catches

UNDER 13

Batting Average	HARRY WEIBGEN (265 runs, 4 innings, 3 no)
Batting Aggregate	HARRY WEIBGEN (265 runs, HS 112*)
Bowling Average	FLETCHER CARLSON 4.40 (10 wickets, 44 runs, 21 overs)
Most Wickets	FLETCHER CARLSON 10 wickets, best 3/9
Most Valuable Player	FLETCHER CARLSON 179 runs, 10 wickets, 1 catch, 1 stumping

UNDER 12

Batting Average	ADAM JOHANSEN (231 runs, 5 innings, 2 no)
Batting Aggregate	ADAM JOHANSEN (231 runs, HS 87*)
Bowling Average	FRANCIS WALLWORK 5.55 (11 wickets, 61 runs, 17.4 overs)
Most Wickets	FRANCIS WALLWORK 11 wickets, best 4/3
Most Valuable Player	FRANCIS WALLWORK 210 runs, 11 wickets, 3 catches

UNDER 11 (Modified cricket)

Batting Aggregate	LUCAS MERCER (202 runs, HS 38*)
Bowling Average	NICHOLAS ANDERSON 6.24 (17 wickets, 106 runs, 25 overs)
Most Wickets	LIAM WREN 10 wickets, best 4/16
	MORGAN ELPHINSTON 10 wickets, best 5/11
	SEBASTIAN SNEDDON 10 wickets, best 4/15
Most Valuable Player	ATTICUS CAESAR 152 runs, 8 wickets, 5 catches

UNDER 11 TO OPEN (U17) CLUB APPOINTED INDIVIDUAL TROPHIES

FULL SEASON PLAYERS

OPEN (UNDER 17)

Batting Average	TRISTAN TINETTI 42 (168 runs, 7 innings, 3 no)
Batting Aggregate	TRISTAN TINETTI (168 runs, HS 43*)
Bowling Average	CHRISTIAN SORENSEN-BEWS 17.44 (9 wickets, 157 runs, 41 overs)
Most Wickets	TRISTAN TINETTI 13 wickets, best 4/28
Most Dismissals	DECLAN BROWN 15 (13 catches, 2 stumpings)
Most Valuable Player	TRISTAN TINETTI 168 runs, 13 wickets, 1 catch

UNDER 15

Batting Average	EDEN VAN GORP 59.50 (357 runs, 9 innings, 3 no)
Batting Aggregate	EDEN VAN GORP (357 runs, HS 128*)
Bowling Average	ARCHIE SMITH 6.82 (17 wickets, 116 runs, 47.2 overs)
Most Wickets	ARCHIE SMITH 17 wickets, best 4/22
Most Dismissals	COOPER LUSH 11 (9 catches, 2 stumpings)
Most Valuable Player	ARCHIE SMITH 313 runs, 17 runs, 5 catches

UNDER 14

Batting Average	RYAN JONES 42.44 (382 runs, 9 innings)
Batting Aggregate	RYAN JONES (382 runs, HS 101)
Bowling Average	COOPER HUGHES 13.78 (9 wickets, 124 runs, 28 overs)
Most Wickets	COOPER HUGHES 9 wickets, best 3/5
Most Dismissals	LUKE DUNCAN 8 (8 catches)
Most Valuable Player	RYAN JONES 382 runs, 5 wickets, 2 catches

UNDER 13

Batting Average	JAY O'NEILL (191 runs, 8 innings, 6 no)
Batting Aggregate	ARCHER TALLON (296 runs, HS 70*)
Bowling Average	GEORGE KLEINSCHMIDT 7.60 (10 wickets, 76 runs, 38 overs)
Most Wickets	PATRICK ANDERSON 15 wickets, best 3/9
Most Dismissals	ETHAN CROSS 10 (9 catches, 1 stumping)
Most Valuable Player (received same total points)	ADAM NOON 295 runs, 4 wickets, 8 catches
	ETHAN CROSS 205 runs, 9 wickets, 9 catches, 1 stumping

UNDER 12

Batting Average	HENRY GUMLEY (188 runs, 9 innings, 6 no)
Batting Aggregate	DECLAN SPAIN (317 runs, HS 45*)
Bowling Average	HENRY GUMLEY 4.82 (11 wickets, 53 runs, 25 overs)
Most Wickets	BENJAMIN CHURCH 15 wickets, best 3/18
Most Dismissals	HARRISON FALK (11 catches)
Most Valuable Player	HARRISON FALK 292 runs, 10 wickets, 11 catches

UNDER 11 (Modified cricket)

Batting Aggregate	ISAAC MASTENBROEK (492 runs, HS 54*)
Bowling Average	SEBASTIAN SNEDDON 10.90 (10 wickets, 109 runs, 21 overs)
Most Wickets	SAM MELLIFONT 20 wickets, best 6/1
	ISAAC BURTON 20 wickets, best 3/7
Most Dismissals	RAHUL RODRIGUES (10 catches)
Most Valuable Player	ISAAC MASTENBROEK 492 runs, 11 wickets, 5 catches

**UNDER 11 TO OPEN (U17) CLUB APPOINTED
INDIVIDUAL TROPHIES**

HALF/FULL SEASON PLAYERS

UNDER 16 GIRLS

Batting Average (Half season)	CHELSEA DALE 74 (148 runs, 5 innings, 3 no)
Batting Average (Full season)	MATHILDA ROANTREE 36.33 (109 runs, 8 innings, 5 no)
Batting Aggregate (Half season)	CHELSEA DALE (148 runs, HS 59*)
Batting Aggregate (Full season)	TARA MILLOTT (127 runs, HS 38*)
Bowling Average	MATHILDA ROANTREE (9 wickets, 129 runs, 27.5 overs)
Most Wickets	CHARLOTTE SERISIER 10 wickets, best 3/22
Most Valuable Player	CHARLOTTE SERISIER 99 runs, 10 wickets, 3 catches

UNDER 13 GIRLS

Batting Average	MADISON LAING 130.67 (392 runs, 10 innings, 7 no)
Batting Aggregate	MADISON LAING (392 runs, HS 106*)
Bowling Average	MARGOT WALLWORK 10.78 (9 wickets, 97 runs, 34.8 overs)
Most Wickets	KAILA WALSH 11 wickets, best 3/0
Most Dismissals	MADISON LAING (6 catches)
Most Valuable Player	MADISON LAING 392 runs, 6 wickets, 6 catches

UNDER 11 GIRLS (Modified cricket)

Batting Aggregate	MARGOT WALLWORK (310 runs, HS 32*)
Bowling Average	MARGOT WALLWORK 5.81 (16 wickets, 93 runs, 39 overs)
Most Wickets	MARGOT WALLWORK 16 wickets, best 3/4
Most Valuable Player	MARGOT WALLWORK 310 runs, 16 wickets, 1 catch

U8 – U10 MODIFIED RULES PLAYER, COACH & MANAGER LISTS

11 Under 10 Teams, 18 Under 9 Teams, 8 Under 8 Teams & 2 Under 8 Girls Teams = 39 teams

UNDER 10 AMBER

Player Name
Angus Dauber
Cooper Emmerson
Hugo Mail
Hugo Miller
Leo Simmons
Monty Yuille
Riley O'Shea
Sonny Taylforth
Zachary Tallis
Coach: Rory O'Shea
Manager: Franki Simmons

UNDER 10 AQUA

Player Name
Aiden Hatte
Balthazar Caesar
Harry Heather
Joseph Howes
Hunter Kayra
Krishav Shelat
William Durkin
Coach: James Durkin
Manager: Justin Howes

UNDER 10 BLACK

Player Name
Charlie Lorroway
Christian Huffels
Cooper Lewis
Harry Baulch
Harry Fleming
Harry Moy
Joshua McLean
Ethan McHugh
Coach: Justin Baulch
Manager: Renae Lewis

UNDER 10 BLUE

Player Name
Archie Jenkins
Flynn Carter
George Castley
Henry Serisier
Joshua Lemcke
Oliver Knoll
Sebastian Peach
Tom Rose
Coach: Alex Rose
Manager: Gavin Peach

UNDER 10 BROWN

Player Name
Angus Burton
Davis Bishop
George Oliver
Hamish McDonald
Harry Deane
Jack Hamilton
Morgan Clare
Samuel Sheedy
Coach: Pete Clare
Coach: James McDonald
Manager: Carolyn Burton

UNDER 10 GOLD

Player Name
Angus Steel
Hamish Gordon
Johnny Dyson
Nicholas Rosenthal
Oscar Broad
Samuel Greig
Theo Oxenham
Tyler Norton
Coach: Damien Greig
Manager: Brett Rosenthal

UNDER 10 GREEN

Player Name
Archie Quinlan
Harry Barton
Henry Victorsen
Leo Carroll
Mitchell Nowlan
Noah Prado
Thomas Bender
Tyson Crowley
Coach: Jason Nowlan
Coach: Lincoln Crowley
Manager: Sarah Bender

UNDER 10 GREY

Player Name
Bharghav Lakshminarayanan
Ewan Alexander
Harrison Evans
Luke Collins
Patrick Falk
Shrivant Malviya
William Kelly
Zachary North
Coach: Lakshmi Venkatasubramanian
Manager: Ingrid Collins
Manager: Gareth Collins

UNDER 10 MAROON (POST)

Player Name
Cormac Gannon
Everett Burgman
Gun Cooter
Harvey Wise
Joshua Nolan
Samson Peatey
Sidney Gordon
William Doyle
Coach: Pete Wise
Manager: Tammie Lawrie
Manager: Tim Gordon

UNDER 10 NAVY

Player Name
Cyrus Irani
Flynn Guest
Henry Fletcher
Jack McAndrew
Joshua Rivera
Keeley Robinson
Lewis Gatland
Manan Patel
Coach: Jared Robinson
Manager: Matt McAndrew

UNDER 10 RED (POST)

Player Name
Cameron Cleary
Danny Carey
Flynn Barrett
Jack Carrick
Owen Ambrose
Patrick Hambleton
Thomas MacDonald
Coach: Simon Hambleton
Coach: Niall Carey
Manager: Erin Hambleton
Manager: Sheridan Carey

UNDER 10 SILVER

Player Name
Finley De Cruz
Henry Payne
Henry Mackay
Matthew Dillane
Nicolas Cienfuegos
Oliver De Cruz
Teddy Andrews
Coach: Robert Mackay
Coach: Brendan McConville
Manager: Rose Mackay

UNDER 10 YELLOW

Player Name
Coenraad Groenewald
George Klumpes
Harry Biggs
Jeremy Newlands
Joseph Schulz
Max Stuart
Oliver Matthews
Riley Kerton
Coach: Matthew Newlands
Manager: Michael Klumpes

UNDER 9 BANDICOOTS

Player Name
Alexander Hellen
Henry Copley
Leo Kortekaas
Will Abbott
William Hellen
Xavier McLoughlin
Yadu Reteesh
Coach: Lee Hellen
Manager: Belinda Copley

UNDER 9 BULLS

Player Name
Alex Caristo
Eli Wise
Hugo Elliott
Joshua Daly
Kyan Lee
Paddy Jansen
Tom Burke
Will Davies
Coach: Michael Wise
Manager: Emily Elliott

UNDER 9 COLTS

Player Name
Connor McGovern
Freddie McGovern
Jacob O'Ryan
Jacob Perkins
Jayden McHugh
Leo Granger
Noah Newman
Coach: Patrick McGovern
Coach: Karl Perkins
Manager: Heidi Perkins

UNDER 9 CROCODILES

Player Name
Bernie Roase
Charlie Bryant
Edward Sherlock
Etien Raad
Euan Ferguson
Harrison Fowler
Paddy Churven
Theodore Brown
Coach: Nick Churven
Coach: Dave Fowler
Manager: Bridget Brown

UNDER 9 DINGOES

Player Name
Cormac Gannon
Everett Burgman
Gun Cooter
Harvey Wise
Joshua Nolan
Samson Peatey
Sidney Gordon
William Doyle
Coach: Pete Wise
Manager: Tammie Lawrie
Manager: Tim Gordon

UNDER 9 DOLPHINS

Player Name
Fintan Donaghy-Bracken
George Marshall
George Rigby
Hettie Lamb
Nicholas Sakzewski
Rafael Arias Lohrisch
Sam Douglas
Sidney Lamb
Coach: Todd Lamb
Manager: Kurt Sakzewski

UNDER 9 FALCONS

Player Name
Clancy Wiffen
Digby Booth
Eshaan Minna
Harrison Dellit
Hayden Burke
Joshua Schimke
Tate Robinson
Coach: Andrew Schimke
Manager: Sara Burke

UNDER 9 GOANNAS

Player Name
Alastair Myers
Alex Carey
Ayden Clark
Gabriel le Roux
Liam Carman
Oscar Munro
Tom Thies
William Jackson
Coach: Brad Munro
Manager: Cass Thies

UNDER 9 KANGAROOS

Player Name
Aiden Bryce
Benjamin Mulholland
Charlie Hipwood
Rory Martin
Sebastian Fallon
Toby Watherston
Tom Bulley
Coach: Nick Hipwood
Manager: Liz Larkin

UNDER 9 KOALAS

Player Name
Ed Brown
Henry Dwyer
Joshua Jackson
Lachlan Stark
Nethuka Ananda
Sam Ayliffe
Theo Hughes
Coach: Stephen Dwyer
Manager: Meg Barton

UNDER 9 LIONS

Player Name
Archie Jankowski
Edward Heenan
Finley Elphinston
James Channells
James Murdoch
Rocco Sgangarella
Theo Katter
Coach: Phil Sgangarella
Coach: Richard Katter
Manager: Siobhan Janjowski

UNDER 9 MAGPIES

Player Name
Aiden Rainbow
Alfred Bloomer
Frazer Sweeney
Henrik Heinonen
Hugh Sweeney
Hugo Heinonen
Jack Rowston
Tristan Hanna
Coach: Rohan Rainbow
Manager: Belinda Sweeney

UNDER 9 PLATYPUS

Player Name
Bodhi Morrish
Charlie Zampech
Dalton Furtado
Darcy McPaul
Lachlan Morrow
Samuel Wiggins
Theo Ralph
Coach: Jeremy Zampech
Manager: Christine Petrie

UNDER 9 RAMS

Player Name
Alfie Gray-Buchanan
Archer Auker
Freddie Hooper
Harrison Smith
Mylo Masters
Rocky Rosenthal
Thomas Quinn
Zac Moore
Coach: Andrew Quinn
Manager: Lauren Quinn

UNDER 9 REDBACKS

Player Name
Cameron Cleary
Danny Carey
Flynn Barrett
Jack Carrick
Owen Ambrose
Patrick Hambleton
Thomas MacDonald
Coach: Simon Hambleton
Coach: Niall Carey
Manager: Erin Hambleton
Manager: Sheridan Carey

UNDER 9 ROSELLAS

Player Name
Angus Hutchinson
Arthur Strong
Charlie Maclean
Digby Sutton
Jack McCurry
William Firouz
William Robbins
Coach: Dave Hutchinson
Manager: Prue Maclean

UNDER 9 SHARKS

Player Name
Archie Johnston
Jack Arnott
Jack James
Jimmy Ryan
Lucas Puzey-Reitmayer
Samuel Lorenz
Sidney Davison
Coach: Matt Arnott
Manager: Danielle Davison

UNDER 9 STINGRAYS

Player Name
Ben Phinney
Finn Doolan
Harry Robinson
Hugo Mullholland
Jack Murray
Ned Carey
Oliver Hilton
Coach: Joel Robinson
Manager: Sally Doolan

UNDER 8 BRUMBIES

Player Name
Angus Richmond
Arthur Pye
Charlie Taylor
Jeremy Groves
Louis Cox
Max Laughton
Riley Henderson
Coach: Mark Henderson
Coach: Luke Richmond
Manager: Simon Cox

UNDER 8 EAGLES

Player Name
Alexander Bowes
Flynn Gillman
Max Elliott
Nicholas Jeremijenko
Otis Livingstone
Patrick Rose-Diamond
William Quinlan
Coach: David Gillman
Manager: Vanessa Gillman

UNDER 8 GECKOS

Player Name
Fletcher Mylne
Frederick Barber
Henry Vos
Jack Hallo
Leo Mylne
Patrick Beacroft
Patrick Nunan
Ruben Vos
Coach: John Hallo
Manager: Louise Hallo

UNDER 8 HAWKS

Player Name
Elliott Stannard
Ruairidh Nicholson
Sam de Jager
Sebastian Read
Theo Barnes
Thomas Howes
Vincent Howes
Coach: Justin Howes
Manager: Greg Howes

UNDER 8 MARLINS

Player Name
Ben Blinkhoff
Benjamin Platts
Clancy Heenan
Darcy Muir-McCarey
Oscar Badke
Patrick Spry-Bailey
Rafael Cienfuegos
Coach: Paul Blinkhoff
Manager: Tim Heenan

UNDER 8 TAIPANS

Player Name
Archer Tolley
Jack Shirley
Lewis Shirley
Max Thomas
Reuben Copley
Rishi Gupta
Vidhun Dasari
Coach: Rob Tolley
Coach: Jonny Shirley
Manager: Belinda Copley

UNDER 8 WALLABIES

Player Name
Jack Cameron
Louis Claridge
Miles Ferguson
Nash Hall
Archie Harris
Angus Macmichael
Charles McGrath
Lachlan Nowak
Nik Patel
Coach: Conrad Hall
Manager: Yolanda Ferguson

UNDER 8 WOMBATS

Player Name
Alfred Newbury
Charlie Davis
Darcy Granato
Edward Chambers
Ollie Waschka
Tom Lewis
Winston Nolan
Coach: Matthew Davis
Manager: Danyelle Nolan

UNDER 8 GIRLS TEAMS**UNDER 8 LORIKEETS**

Player Name
Ava Townsley
Elise Farrugia
Imogen Mastenbroek
Ishika Royce
Jenna Curtin
Piper Morris
Coach: Julian Farrugia
Manager: Adin Townsley

UNDER 8 KOOKABURRAS

Player Name
Annalise Nilsen
Deepika Siriwardhane
Elizabeth Ward
Felicity Mulligan
Lilian Peters
Sreenanda Retheesh
Viva Ryan
Coach: Josh Mulligan
Manager: Chemay Ward

ALL TIME JUNIOR RECORDS

PREMIERSHIPS

Open Div 2 (4)	BNJCA: 2013/14, 2018/19, 2021/22 (2).	
Under 16 (11)	Old Zone 2 (4):	1975/76, 1980/81, 1981/82, 1982/83.
	BNJCA (7):	1994/95, 1997/98, 1998/99, 2000/01, 2001/02, 2002/03, 2006/07.
Under 15 (16)	BNJCA: 2004/05, 2006/07, 2007/08, 2014/15, 2015/16, 2016/17 (2), 2017/18, 2018/19 (3), 2019/20, 2020/21 (2), 2021/22 (2).	
Under 14 (24)	BNJCA: 1993/93, 1994/95, 1996/97, 1997/98, 1999/00, 2001/02, 2003/04 (2), 2006/07, 2008/09, 2011/12 (2), 2012/13 (2), 2013/14, 2014/15, 2015/16, 2017/18, 2018/19 (2), 2019/20, 2020/21, 2021/22 (2).	
Under 13 (29)	BNJCA: 1993/94, 1995/96, 1999/00, 2001/02, 2002/03, 2005/06 (2), 2006/07, 2008/09, 2009/10 (3), 2010/11, 2011/12, 2014/15, 2016/17, 2017/18 (2), 2018/19 (2), 2019/20 (2), 2020/21 (2), 2021/22 (5).	

CLUB CHAMPIONSHIPS

1998/99

UNDER 11 – OPEN GRADES TOP ALL TIME PERFORMERS

TOP 10 RUN-SCORERS

	Player	Innings	Not Outs	Best	Runs	Average
1	Cameron Willis	85	40	145	2101	46.69
2	Fred Steane-Bear	103	27	119*	1952	25.68
3	Christopher Fitzgerald	39	16	157*	1700	73.91
4	James Brandon	53	25	114*	1669	59.61
5	Liam Stack	49	14	158*	1664	47.54
6	William Oswell	62	26	90	1628	45.22
7	Ben Bowen	64	21	105	1613	37.51
8	Billy Nuss	56	23	102*	1594	48.30
9	Nicholas Stoddart	42	14	151	1558	55.64
10	Hugh Weibgen	40	29	139*	1529	139.00

TOP 10 WICKET-TAKERS

	Player	Overs	Runs	Wickets	Average	BBowl
1	Matthew Cooper	317	1115	92	12.12	6/24
2	Dylan Sulzer	307	969	83	11.67	4/11
3	Dean Butt	302	681	74	9.20	5/2
4	Haydon Cooper	298	857	73	11.73	5/14
	Cameron Willis	358	1105	73	15.14	3/5
6	James McCorley	262	797	72	11.07	4/4
	Shane Kabel	305	859	72	11.93	6/14
8	Thomas Nelson	266	843	71	11.87	4/19
	Paul Condon	298	913	71	12.86	4/4
10	Stuart Wilkenson	291	722	69	10.46	4/6
	Adam Peters	268	984	69	14.26	4/5
	Harry Cope	416.2	1418	69	20.55	4/17

TOP 10 FIELDING DISMISSALS (including 'keepers)

	Player	Catches	Stumpings	Total
1	William Nickelson	42	28	70
2	Brodie Hollins	50	9	59
3	Justin Street	41	16	57
4	William Garske	45	10	55
5	Hugh Weibgen	31	23	54
6	Jacob McCall	33	20	53
7	Michael Thompson	36	15	51
8	Scott Niven	38	6	44
9	Guy Hilditch	42	0	42
10	Fred Steane-Bear	39	1	40
	Shane Kabel	37	3	40
	Christopher Fitzgerald	26	14	40

TOP 10 HIGHEST AGGREGATE RUNS IN A SEASON

	Player	Season	Age Group	Runs
1	Hugh Clementson	2020/21	U12	598
2	Christopher Fitzgerald	1996/97	U12	574
3	Christopher Fitzgerald	1997/98	U13	565
4	Leonard Hill	1997/98	U16	539
5	Joel Colen	2020/21	U12	533
6	Jai Lembryk	2011/12	U14	499
7	Ethan Cross	2020/21	U12	496
8	Isaac Mastenbroek	2021/22	U11	492
9	Adam Noon	2020/21	U12	478
10	Justin Street	1998/99	U16	477

TOP 10 HIGHEST AGGREGATE WICKET-TAKERS IN A SEASON

	Player	Season	Age Group	Wickets
1	Will McFarlane	2003/04	U14	32
2	Douglas Fitzgerald	1996/97	U16	29
3	Dean Butt	1998/99	U16	26
	Oliver Ritchie	2007/08	U11	26
	Matthew Cooper	2008/09	U14	26
6	Mathew Bawden	1995/96	U13	25
	Dylan Sulzer	2003/04	U14	25
	Aamay Wadhvani	2019/20	U11	25
9	Michael Cook	1994/95	U16	23
	Leonard Hill	1995/96	U14	23
	Harry Hogan	2018/19	U11	23
	Tara Millott	2020/21	U13	23

TOP 10 HIGHEST INDIVIDUAL SCORES

	Player	Season	Age Group	Score
1	Armaan Timblo	2020/21	U13	174*
2	Jack Mercer	2020/21	U13	164
3	Christopher Schulz	2003/04	U16	160*
4	Christopher Fitzgerald	1996/97	U12	157*
5	Nicholas Stoddart	2012/13	U14	151*
6	Jack Beath	2008/09	U12	150*
7	Justin Street	1998/99	U16	146*
8	Hugh Weibgen	2016/17	U13	139
9	Lachlan Biggs	2018/19	U15	138*
	Saxon Jeh	2020/21	U15	138*
	Cooper Mackie	2014/15	U11	138

TOP 10 HIGHEST WICKET-TAKERS IN AN INNINGS

	Player	Season	Age Group	Figures
1	Calum Mackay	2013/14	U14	8/23
2	Andrew Malone	1998/99	U16	7/2
3	William Lambley	2019-20	U11	7/5
4	Will MacFarlane	2003/04	U14	7/11
5	Cooper Hughes	2019-20	U12	7/22
6	Jack Kibble	2009/10	U11	7/32
7	Samuel Mellifont	2021/22	U11	6/1
8	Will MacFarlane	2003/04	U14	6/4
	Oliver Ritchie	2007/08	U11	6/4
	Oliver Hayes	2019-20	U11	6/4
11	Harry Foster	2014/15	U11	6/5

SUPPORT OUR VALUED SPONSORS

**keith
dudgeon**



CRICKET SPECIALIST



Ashgrove



Tyre & Auto
Newmarket



IF YOU KNEW ISUZU LIKE BRISBANE ISUZU



VALLEY DISTRICT
CRICKET CLUB
Est. 1897