



**VALLEY DISTRICT CRICKET CLUB**  
KEEPING YOUTH BUSY IN SPORT  
[www.valleycricket.org.au](http://www.valleycricket.org.au)  
Est. 1897

## **VALLEY DISTRICT CRICKET CLUB Inc.**

Affiliated with the Queensland Cricket Association,  
Queensland Sub Districts Cricket Association,  
Warehouse Cricket Association Queensland &  
Brisbane North Junior Cricket Association

### **14 SENIOR TEAMS**

**12 teams affiliated with the Queensland Cricket Association:**  
Grades: First, Second, Third, Fourth, Fifth, Sixth (2 teams), Under 16 Lord's Taverners,  
T20 Sunday Legends, Over 40's, Women's First & Women's Second

**2 teams affiliated with the Queensland Sub Districts Cricket Association:**  
Grades: B3 & C1

### **110 JUNIOR TEAMS**

**104 teams affiliated with the Brisbane North Junior Cricket Association:**  
U8 (10 teams), U9 (15 teams), U10 (17 teams), U11 (11 teams), U12 (11 teams),  
U13 (8 teams), U14 (7 teams), U15 (8 teams), Open Division (4 teams), plus,  
**13 Girls teams:** U8/9 (4 teams), U11 (2 teams), U13 (3 teams) & U15 (4 teams)

**6 teams affiliated with the Warehouse Cricket Association Queensland:**  
Division 1: U14 Green  
Division 2: U13 Blue, U13 Green, U14 Blue, U14 Black, U15 Blue

## **ONE HUNDRED & NINETEENTH ANNUAL REPORT & FINANCIAL STATEMENT 2018/2019**

To be submitted to the Annual General Meeting,  
Ashgrove Sports Ground Clubhouse, Yoku Road, Ashgrove  
7.30pm, Monday 5 August 2019

### **121<sup>ST</sup> YEAR**

#### **11 PREMIERSHIPS**

**3 SENIOR PREMIERSHIPS:** 1<sup>st</sup> Grade One-Day, 6th Grade & T20 Sunday Legends  
**8 JUNIOR PREMIERSHIPS:** Open Green, U15 Girls Green, U15 Green, U15 White, U14 Navy,  
U14 Purple, U13 Girls Blue & U13 Black

#### **1419 REGISTERED PLAYERS**

187 Senior Males + 860 Junior Males = 1047 Males  
34 Senior Females + 106 Junior Females = 140 Females  
138 Junior Blasters +94 Master Blasters = 193 Boys & 39 Girls  
(6 girls and 16 boys that played both Junior & Senior cricket)

**124 TEAMS    1419 TOTAL PARTICIPANTS    300+ VOLUNTEERS**

**35 VALLEY CRICKET OLD BOYS ASSOCIATION MEMBERS**

# ANNUAL GENERAL MEETING

**All members and supporters are cordially invited to attend the Annual General Meeting of the Valley District Cricket Club Inc, to be held at the Ashgrove Sports Ground Clubhouse, Yoku Road, Ashgrove, 7.30pm, Monday 5 August, 2019.**

## AGENDA

1. To receive the 2018/2019 Annual Report and Financial Statements.
2. To elect Office Bearers for the 2019/2020 year.
3. To elect an Honorary Auditor for the 2019/2020 year.
4. General Business.
5. Complimentary Refreshments.

## CLUB INFORMATION

### Official Club Colours

Navy Blue & Sky Blue

### Club Victory Song (an adaptation of the last verse of the old Fortitude Valley Rugby League Club song)

Sitting in the clubhouse after we've won the game  
Another famous victory has added to our name  
And now as we sit and celebrate  
A victory great  
We played it straight  
The champion Valley Diehards  
The boys in Royal Blue

### 11 First Grade Premierships

1901/02, 1914/15, 1918/19, 1919/20, 1928/29, 1930/31, 1974/75, 1984/85, 1994/95, 1996/97, 2013/14

### 11 Club Championships

1974/75, 1978/79, 1982/83, 1988/89, 1990/91, 1991/92, 1992/93, 1996/97, 2000/01, 2001/02, 2002/03

### 10 Australian & 68 Queensland Players ~ 1 Australian & 11 Queensland Women Players

#### Team of the Century (1897/98-1996/97)

Kepler Wessels, Matthew Hayden, Roy Levy, Allan Border (Captain), Stuart Law, Leo O'Connor (w- k), Jim Harten Snr, Brett Henschell, Alex Hurwood, Malcolm Francke, Col Cooke, Keith Dudgeon (12<sup>th</sup> man).

(Selected by the Executive Committee for announcement at the Brisbane Grade Cricket Centenary Dinner, Brisbane Convention Centre, 3<sup>rd</sup> October, 1997)

### Historical Highlights

|                 |  |
|-----------------|--|
| 1897/98         | Fortitude Valley Cricket Club was formed at a public meeting at Valley Hall, 16 August, 1897. Patron was Sir Samuel Walker Griffith (Premier of Queensland) and President was John McMaster (Mayor of Brisbane). First Grade, captained by John Blackstock, played their first match against North Brisbane at Brisbane Exhibition Ground, Bowen Hills. The match was played over 3 weekends, on 2, 9 & 16 October 1897, and resulted in a draw.   |
| 1898/99         | Valley won its first Premiership – in Second Grade.  |
| 1901/02         | Valley won the First Grade Premiership for the first time.   |
| 1926/27         | Queensland entered the Sheffield Shield competition with Valley player, Leo O'Connor, the State's first Sheffield Shield Captain.  |
| 1929/30         | Valley played matches at Perry Park for the first time but New Farm Park was also used.  |
| 1931/32         | The name of the club was changed to Valley District Cricket Club.  |
| 1958/59         | The Queensland Cricketer's Club was formed with Valley Secretary, Norm McMahan, a driving force behind its formation, elected its first Treasurer.   |
| 1960/61         | Valley player, Col Hoy, umpired the famous Tied Test between Australia and the West Indies at The Gabba, and all other Tests in that Series.   |
| 1967/68         | Valley played its last matches at Perry Park.  |
| 1968/69         | The first games were played at Ashgrove Park, on what is now Norm McMahan Oval. New Farm Park was still in use.  |
| 1970/71         | Both ovals were now in use at Ashgrove Park. The clubhouse was constructed and officially opened in December, 1970.  |
| 1972/73 & 73/74 | First Grade won both Channel 0 \$1000 Knockout 1-day competitions with the assistance of famous guest players, Alan Davidson and Richie Benaud, with Benaud playing his last game on an Australian cricket field for Valley in 1973/74.  |
| 1974/75         | First Grade, captained by Keith Dudgeon, won the Premiership for the first time in 44 years. The club won its first Club Championship.   |
| 1976/77         | GPS Old Boys Rugby Club became our joint tenants at Ashgrove Park.   |
| 1980/81         | Australian players, Allan Border and Kepler Wessels joined Valley.   |
| 1984/85         | Allan Border was appointed Australian Captain, the first Valley player to achieve this honour. First Grade, captained by Terry Khan, won the Premiership. Ashgrove 3 was used for the first time. Games at New Farm Park were phased out.  |
| 1992/93         | Matthew Hayden made his Test debut, against South Africa. The club won its seventh Club Championship – the third in a row.   |
| 1993/94         | Valley Juniors was formed, with 400 boys and girls in 32 teams from Under 9 to Under 16.   |
| 1994/95         | Valley player, Stuart Law, with the support of other Valley players, Allan Border and Matthew Hayden, captained Queensland to its first Sheffield Shield title. First Grade, captained by Brett Henschell, won the Premiership.  |
| 1996/97         | First Grade, captained by Michael Ephraims, won the Premiership, the club its eighth Club Championship, and Queensland its second Sheffield Shield title.  |
| 1997/98         | The club's 100 <sup>th</sup> year was celebrated by 363 attendees at the Centenary Dinner at the Sheraton Hotel, 7 March, 1998. Allan Border, Alan Davidson, and former Test Umpire, Mel Johnson, were the guest speakers. Pat Welsh, of Channel 7 and brother of former First Grade player, John Welsh, was the MC.   |
| 1999/00         | Queensland won its third "Shield" title – the inaugural Pura Cup – with Valley players, Matthew Hayden, Joe Dawes, and Lee Carseldine (squad) involved. Club Patron, Allan Border, was selected in Australia's Test Team of the 20 <sup>th</sup> Century.  |
| 2000/01         | The club won the Club Championship for the ninth time. Queensland won its fourth "Shield" title – the Pura Cup – with Valley players, Matthew Hayden, Joe Dawes and Lee Carseldine involved.   |
| 2002/03         | The club won its eleventh Club Championship, its eighth in the last fifteen years.   |
| 2003/04         | The club won five senior Premierships – 2 <sup>nd</sup> , 3 <sup>rd</sup> , 4 <sup>th</sup> , and 5 <sup>th</sup> Grades, and B1 Sub Districts – and fielded a record 62 teams: 11 senior teams and 51 junior teams.   |
| 2008/09         | With the assistance of grants from 3 levels of government, and contributions from the 2 rugby clubs we share our grounds with, the club completed a significant redevelopment of the Peter Easton and Norm McMahan playing fields that incorporated new turf, a new irrigation and drainage system, two 1-million litre water tanks, new and upgraded field lighting, picket fencing to the northern boundary of Peter Easton Oval, a new fairway mower, a new cricket pitch roller, and the completion of the cricket practice nets complex, named the Allan Border & Matthew Hayden Training Centre in honour of two of the club's finest players. |
| 2012/13         | Two Senior Championships (1 <sup>st</sup> Grade T20, Sunday Legends T20), three Senior Premierships (6 <sup>th</sup> (1) Grade, C1 & C3 Sub Districts) and two Junior Premierships.  |
| 2013/14         | One Senior Championship (1 <sup>st</sup> Grade T20), three Senior Premierships (1 <sup>st</sup> Grade, 6 <sup>th</sup> (1) Grade, C2 Sub Districts), and two Junior Premierships.  |
| 2015/16         | Two Senior Premierships (4 <sup>th</sup> Grade, 6 <sup>th</sup> (2) Grade) and two Junior Premierships. In recent years, a new dressing room pavilion, new equipment shed and nets.  |
| 2018/19         | Another record number of teams and players: 124 teams (14 Senior and 110 Junior) including 1419 players (221 Senior and 1198 Junior). First Grade captain Andrew Gode won the Peter Burge Medal, becoming the first medallist from VDCC since the award's introduction in 1990/91. One Senior Championship (1 <sup>st</sup> Grade One Day, one Senior Premierships (6 <sup>th</sup> (1) Grade) and eight Junior Premierships. Field lighting upgraded.   |

# VALLEY DISTRICT CRICKET CLUB INC.

## ANNUAL REPORT – 2018/2019

### TABLE OF CONTENTS

|  | Page |
|--|------|
| Office Bearers & Committees .....                                | 2    |
| Results Summary .....  | 4    |
| Honour Board .....   | 4    |
| Senior Playing Members List.....                                 | 5    |
| EXECUTIVE SUMMARY – Chairman’s Report including Obituaries ..... | 7    |
| Old Boys Association Report.....                                 | 9    |
| Geoff Trivett – Tribute.....                                     | 10   |
| Marketing & Sponsorship Report.....                              | 10   |
| Coaching Reports.....  | 11   |
| FINANCIAL REPORTS & STATEMENTS .....                             | 16   |

### SENIOR GRADES – 2018/19

|   |    |
|---|----|
| Trophies & Awards.....  | 20 |
| Player Career Milestone Certificates.....   | 21 |
| Representative Player Lists, Queensland Cricket Awards.....                         | 22 |
| Peter Burge Medal & Kath Smith Medal Points .....                                   | 24 |
| Honour Board – Top 10 Tables, Centuries, Century Partnerships, 6 Fors, 10 Fors..... | 25 |
| TEAM & PLAYER STATISTICS and CAPTAINS’ REPORTS .....                                | 29 |

### SENIOR GRADES – ALL TIME RECORDS

|  |     |
|--|-----|
| Grade History & General Notes .....  | 82  |
| REPRESENTATIVE PLAYER LISTS – AUSTRALIA & QUEENSLAND.....                  | 83  |
| Premierships & Club Championships .....                                    | 85  |
| Premiership Team Player Lists.....   | 86  |
| TOP 20 ALL-TIME PERFORMER TABLES.....                                      | 91  |
| FIRST GRADE RECORDS.....   | 93  |
| ALL OTHER GRADES RECORDS.....  | 102 |
| Best Individual Performances – Grade by Grade .....                        | 111 |
| Highest Team Scores.....   | 113 |
| Highest Partnerships – Grade by Grade .....                                | 114 |
| P.J. Frawley Memorial Shield – Highest Batting Partnership (Pre 1961)..... | 117 |
| C.R. Thorne Memorial Shield – Highest Batting Partnership (Post 1961)..... | 118 |
| Outstanding Batting Achievements.....                                      | 119 |
| Outstanding Bowling Achievements.....                                      | 120 |
| The Frank & Noreen Vidler Memorial Trophy Honour Board .....               | 123 |

### JUNIORS SECTION – 2018/19

|  |     |
|--|-----|
| Junior Management Committee Chairman's Report.....   | 124 |
| Coaches & Managers List .....  | 125 |
| BNJCA Points Tables – Under 13 to Open .....   | 128 |
| BNJCA Premiership Team Winners Tables.....   | 131 |
| Honour Board Criteria and Certificate & Trophy Criteria.....                                       | 131 |
| REPRESENTATIVE PLAYERS.....  | 132 |
| REPRESENTATIVE PLAYER DEVELOPMENT COMPETITIONS – BNJCA .....                                       | 134 |
| Honour Board Under 11 to Open – Top 10 Tables, Centuries, Half-Centuries, 5 Fors, Hat Tricks ..... | 138 |
| Honour Board Junior Girls Under 13 to Under 15 .....   | 140 |
| PLAYER STATISTICS – Under 11 to Open.....  | 141 |
| PLAYER STATISTICS – Junior Girls Under 13 to Under 15.....   | 161 |
| INDIVIDUAL TROPHIES – Under 11 to Open.....  | 164 |
| PLAYER TEAM LISTS – Modified Rules Under 8 to Under 10.....  | 165 |

### JUNIOR GRADES – ALL TIME RECORDS

|  |     |
|--|-----|
| Premierships & Club Championships .....                  | 172 |
| TOP 10 ALL-TIME PERFORMER TABLES – Under 11 to Open..... | 172 |

# **OFFICE BEARERS & COMMITTEES – 2018/19**

**PATRON**  
AR Border AO

**PRESIDENT**  
RP Easton OAM

**VICE-PRESIDENTS**  
GD Trivett, WG Chapman, KE Dudgeon

## **CHAIRMAN OF THE EXECUTIVE**

PN Culpan

## **HONORARY SECRETARY**

GW Mitchell

## **HONORARY ASSISTANT SECRETARY**

GY Bristow

## **HONORARY TREASURER**

MT Jones

## **EXECUTIVE COMMITTEE**

JR Whyte (Grounds, Wickets & Buildings), RAJ Anderson (Cricket),  
CF Kempnich (JMC), RJA Donker, PD Sherman, MG Walter.

## **QCA DELEGATES**

JM Stoddart, PD Sherman

## **CONDUCT OFFICER**

PD Sherman

## **SPONSORSHIP MANAGER**

KJ Willis

## **GROUND'S HIRING OFFICER**

JR Whyte

## **ADMINISTRATORS**

JM Stoddart & A Lee

## **BOOKKEEPER**

PD Kent

## **JUNIOR MANAGEMENT COMMITTEE**

CF Kempnich (Chairman & Juniors Director of Coaching), J O'Neill (Secretary), A Lee (Junior Registrar & U8 Co-ordinator), DJ Malone (Treasurer), KJ Willis (Website & U15 Co-ordinator), M Bell (Equipment Officer), A Coleman (Off-site Nets/School Liaison Co-ordinator), A Mercer (U10 Co-ordinator), C Smith (U11 Co-ordinator), R Bailey (Girls Co-ordinator), J Gordon (U13 Co-ordinator), M Hollins (U14 Co-ordinator), J Nielsen (Open Age Co-ordinator), C Zipf (BNJCA Delegate), AK Dudgeon (BNJCA Delegate), PD Sherman (Bluecard Officer), A Warhurst (Grounds Officer).

## **CRICKET COMMITTEE**

JB (Brett) Neill (Chairman), MG (Matthew) Walter, CF (Clinton) Kempnich, GW (Grant) Mitchell, SJ (Steve) Gode, GC (Gavin) Brown.

## **WOMEN'S CRICKET COMMITTEE**

G (Greg) Bradley (Chairman), KJ (Karen) Willis, ML (Megan) White, LJ (Leteysha) Randall,  
CR (Christina) Coulson, Z (Zeldine) Barnard, CN (Christie) Lewis.

## **MEMBER PROTECTION INFORMATION OFFICERS**

PD (Peter) Sherman, KJ (Karen) Willis, A (Amy) Lee, J (Jo) O'Neill.

## **VDCC OLD BOYS ASSOCIATION**

RP Easton (President), JM Stoddart (Membership Secretary), IM Board, KE Dudgeon, GD Trivett,  
CJ Cooke, MJ Weir, NJ King, KJ Logan, CJ Lanagan and DK Hickey.

## **ANNUAL REPORT COMMITTEE**

PD Kent (Editor), PN Culpan (Major Contributor).

## **STATISTICIANS & RECORDS KEEPERS**

PN Culpan (Seniors Statistics & Records), A Lee (Juniors Statistics & Records)

## **WEBMASTER**

PN Culpan

## **FIRST GRADE SCORER**

PN (Pat) Culpan

## **FIRST GRADE MANAGER**

J (Jim) Shinnick

## **GRADING COMMITTEE** (selected senior teams for Round 1)

PD (Peter) Drinnen, CF (Clinton) Kempnich, MG (Matthew) Walter, RJA (Bob) Donker, BJ (Brad) Murphy.

## **SELECTION COMMITTEE** (selected senior teams during the season)

MG (Matt) Walter (Chairman), PD (Peter) Drinnen and BJ (Brad) Murphy.



### LIFE MEMBERS

|               |      |               |      |               |      |
|---------------|------|---------------|------|---------------|------|
| RP Easton OAM | 1965 | JM Stoddart   | 1993 | RK Retell     | 2006 |
| DG Kirkman    | 1967 | CG Murphy     | 1995 | PD Kent       | 2007 |
| CR Leggat     | 1969 | RJM Crawford  | 1996 | PN Culpan     | 2008 |
| WG Chapman    | 1972 | AB Henschell  | 1997 | SC Fitzgerald | 2010 |
| PW Muspratt   | 1975 | DL Walker     | 1998 | GC Brown      | 2011 |
| KE Dudgeon    | 1979 | IJ Reeves OAM | 2000 | MR Somerville | 2012 |
| FM Francke    | 1980 | DK Hickey     | 2001 | GW Mitchell   | 2014 |
| RG Perrett    | 1987 | DA Connell    | 2002 | RAJ Anderson  | 2015 |
| GK Moore      | 1988 | CF Kempnich   | 2003 | HM Easton     | 2018 |
| RA Cowles     | 1991 | KG Tuite      | 2004 | JW Shinnick   | 2018 |
| MB Irwin      | 1992 | ML Dudgeon    | 2005 |               |      |

### HONORARY MEMBER

|            |      |
|------------|------|
| SM Hunt    | 1997 |
| L Shinnick | 2018 |

### COACHING PANEL

|                       |                                 |
|-----------------------|---------------------------------|
| PD (Peter) Drinnen    | First Grade Squad Head Coach    |
| BJ (Brad) Murphy      | Lower Grades Coach              |
| JR (Jim) Whyte        | Under 16 Lord's Taverners Coach |
| CF (Clinton) Kempnich | Juniors Director of Coaching    |
| M (Mick) Sims         | Women's Head Coach              |

### SENIOR TEAM CAPTAINS

|                      |                       |
|----------------------|-----------------------|
| First Grade:         | AJ (Andrew) Gode      |
| Second Grade:        | SS (Shane) Kabel      |
| Third Grade:         | MG (Matthew) Walter   |
| Fourth Grade:        | RJA (Bob) Donker      |
| Fifth Grade:         | CM (Cameron) Skinner  |
| Sixth Grade (No. 1): | CF (Clinton) Kempnich |
| Sixth Grade (No. 2): | TR (Tom) Gibson       |
| B3 Sub Districts:    | GJ (Greg) Carlson     |
| C1 Sub Districts:    | MM (McCauley) Hughes  |
| Under 16 LT Grade:   | Z (Zanden) Jeh        |
| Women's 1st Grade    | LJ (Leteysha) Randall |
| Women's 2nd Grade    | CN (Christie) Lewis   |
| Over 40's Grade:     | PD (Peter) Sherman    |
| Sunday Legends:      | CJ (Chris) Lanagan    |



President Peter Easton, with Helen Easton, Lyn Shinnick and Jim Shinnick. Helen and Jim had just been awarded Life Memberships and Lyn became only our second Honorary Member.

## SEASON RESULTS SUMMARY 2018/19

### PREMIERS

|  |                          |
|--|--------------------------|
| First Grade Two Day Competition (The Cam Battersby Cup)  | University of Queensland |
| First Grade One-Day Competition (The John McKnoulty Cup) | <b>Valley</b>            |
| First Grade Twenty20 Competition (The Tom Veivers Cup)   | University of Queensland |
| Second Grade Two Day Competition                         | Northern Suburbs         |
| Second Grade One-Day Competition                         | University of Queensland |
| Second Grade Twenty20 Competition                        | University of Queensland |
| Third Grade (The Norm McMahon Shield)                    | Northern Suburbs         |
| Fourth Grade (The Bob Spence Shield)                     | University of Queensland |
| Fifth Grade (The Roy Tanner Shield)                      | Wynnum / Manly           |
| Sixth Grade (The WEP Harris Shield)                      | <b>Valley (1)</b>        |
| B3 Sub Districts   | Moggill                  |
| C1 Sub Districts   | Indooroopilly Districts  |
| Under 16 Grade Lord's Taverners                          | Gold Coast               |
| Katherine Raymont Shield                                 | Western Suburbs          |
| Katherine Raymont Shield Twenty20                        | Gold Coast               |
| Jodie Fields Shield                                      | Sunshine Coast           |
| Sunday Legends Twenty20                                  | <b>Valley</b>            |
| Twenty20 Cup Competition                                 | Redlands                 |

### MINOR PREMIERS (Valley positions and points are also listed)

| Grade                                    | Minor Premiers           | Points | VDCC Position        | VDCC Points            |
|--|--------------------------|--------|----------------------|------------------------|
| First (The Damien Mullins Cup)           | Western Suburbs          | 120.00 | 4th                  | 98.00                  |
| First (The Cam Battersby Cup)            | Western Suburbs          | 94.00  | 4th                  | 73.00                  |
| First (The John McKnoulty Cup)           | <b>Valley</b>            | 15.00  |                      |                        |
| First (The Tom Veivers Cup)              | Sunshine Coast           | 16.00  | 4th                  | 10.00                  |
| Second (Overall)                         | Northern Suburbs         | 121.00 | 2nd                  | 112.00                 |
| Second (Two Day Competition)             | Northern Suburbs         | 101.00 | 2nd                  | 94.00                  |
| Second (One-Day Competition)             | University of Queensland | 15.00  | 5th                  | 10.00                  |
| Second (Twenty20)                        | Gold Coast               | 16.00  | 7th                  | 8.00                   |
| Third                                    | <b>Valley</b>            | 166.98 |                      |                        |
| Fourth                                   | Wynnum / Manly           | 166.01 | 4th                  | 139.04                 |
| Fifth                                    | University of Queensland | 193.92 | 2nd                  | 158.74                 |
| Sixth                                    | <b>Valley (1)</b>        | 176.66 | (1) = 1st, (2) = 8th | 176.66 (1), 112.04 (2) |
| B3 Sub Districts                         | <b>Moggill</b>           | 106.92 | 3rd                  | 98.15                  |
| C1 Sub Districts                         | Indooroopilly Districts  | 108.19 | 3rd                  | 96.99                  |
| U16 Lord's Taverners (North Zone)        | Sunshine Coast           | 34.00  | 2nd                  | 28.00                  |
| Sunday Legends Twenty20                  | <b>Valley</b>            | 7.00   |                      |                        |
| Twenty20 Cup Competition                 | Gold Coast (1)           | 8.0    | (1) = 5th, (2) = 6th | 6.0 (1), 6.0 (2)       |
| First (Katherine Raymont Shield) – 1 Day | Western Suburbs          | 45.00  | 4th                  | 34.00                  |
| First (Katherine Raymont Shield) – T20   | <b>Valley</b>            | 17.00  |                      |                        |
| Second (Jodie Fields Shield)             | Sandgate-Redcliffe       | 64.00  | 5th                  | 40.00                  |

### CLUB CHAMPIONSHIP

|                          |         |
|--------------------------|---------|
| University of Queensland | 1946.00 |
| Valley                   | 1944.00 |
| Western Suburbs          | 1823.00 |
| Northern Suburbs         | 1701.00 |
| Redlands                 | 1382.25 |
| Gold Coast               | 1368.00 |
| Wynnum-Manly             | 1367.00 |
| Sandgate-Redcliffe       | 1246.00 |
| Toombul                  | 986.00  |
| Sunshine Coast           | 928.00  |
| South Brisbane           | 759.00  |
| Ipswich / Logan          | 633.00  |

## HONOUR BOARD – 1897/98 to 2018/19

### **PATRON**

1897-04 Sir SW Griffith  
 1905-07 Sir PA Cooper  
 1908-48 TC Beirne  
 1949-59 PJ Conway  
 1960-62 AJ Lynch  
 1963-74 AC Dibdin OBE  
 1975 KLM Mossop  
 1976-97 JT Harten  
 1997-99 FA Vidler  
 1999- AR Border AO

### **PRESIDENT**

1897-02 J McMaster  
 1903-04 TC Beirne  
 1905 BR Bale  
 1906-07 TC Beirne  
 1908-22 G Down  
 1922-23 EG White  
 1924-32 J Clark  
 1933-42 EG White  
 1943-48 PJ Conway  
 1949-65 F Flynn  
 1966-74 KLM Mossop  
 1975-92 NT McMahan OAM  
 1992-93 WG Chapman  
 1993- RP Easton OAM

### **VICE-PRESIDENT**

1998- GD Trivett  
 1999- WG Chapman  
 1999- KE Dudgeon

### **CHAIRMAN**

1922-32 CL Mossop  
 1933-36 LPD O'Connor  
 1937-49 PJ Frawley  
 1950-52 MH Mossop  
 1953-62 KLM Mossop  
 1963-74 NT McMahan OAM  
 1975-87 UD Thorne  
 1987-90 EL Graham  
 1990-91 PE Davis  
 1991-97 CG Murphy  
 1997-09 JM Stoddart  
 2009-12 PD Kent  
 2012- PN Culpan

### **SECRETARY**

1897 A Smith  
 1898 GL Eves  
 1899-00 JT Corrigan  
 1901-02 PJ Maher  
 1903-05 WF Kenny  
 1906 JT Corrigan  
 1907 DJ Corrigan  
 1908 WB Hill  
 1909 EG Manson  
 1910 HN Pantou/ OA Davenport  
 1911 OA Davenport  
 1914-15 BRF Shaw  
 1921-24 FG Power  
 1925-31 E Colwell  
 1932-34 AJ Synott  
 1935-43 CR Johnson  
 1944-45 J Gannon  
 1946-48 MH Mossop  
 1949 VG Burris  
 1950-61 NT McMahan OAM  
 1962-92 RP Easton OAM  
 1992-95 JM Stoddart  
 1995-96 CG Murphy

1996-98 K N Hunt  
 1998-09 JM Stoddart  
 2009-11 CS Baldwin  
 2011-12 PN Culpan  
 2012- GW Mitchell

### **TREASURER**

1897-04 BR Bale  
 1905-06 WB Hill  
 1907-08 WB Bruce  
 1909 WB Hill  
 1910-? CM Davis  
 1921-22 AE Gillies  
 1923-24 FG Power  
 1925 E Colwell  
 1926-28 T Chellingworth  
 1929-35 VR Gray  
 1936-39 BRD O'Connor  
 1940 JS Scott  
 1941 KLM Mossop  
 1942-43 VF Thomas  
 1944-60 AC Rogers OBE  
 1961-72 DG Kirkman  
 1973-82 FM Francke  
 1982 GD Harvey  
 1983-85 DG Kirkman  
 1986-90 RG Perrett  
 1990-96 RJM Crawford  
 1996-98 BJ Irwin  
 1998-07 MB Irwin  
 2007-09 PD Kent  
 2009-11 PN Culpan  
 2011-13 MT Jones  
 2013-14 PD Sherman  
 2014-16 PN Culpan  
 2016- MT Jones

### **ASSISTANT SECRETARY**

1901 JT Corrigan  
 1923-25 SW Ayres  
 1925-26 T Chellingworth  
 1948-50 KF Johnson  
 1950-52 K Brady  
 1952-53 C Duncan  
 1960-62 GA Petrie  
 1962-68 FA Vidler  
 1968-72 WG Chapman  
 1972-73 VW Holland  
 1973-75 DC Meldrum  
 1975-80 VW Holland  
 1982-84 WG Chapman  
 1984-85 MB Irwin  
 1985-92 JM Stoddart  
 1992-93 RA Cowles  
 1994-99 DK Hickey  
 2000-03 DW Moorhouse  
 2004-10 JG Dellit  
 2010-14 KG Tuite  
 2014-17 JM Dascombe  
 2017- GY Bristow

### **LIFE MEMBERS**

BR Bale  
 T Byrne  
 WB Bruce  
 W Exton  
 WB Hill  
 PJ Maher  
 BR Shaw  
 1911 CA Arvier  
 1911 G Down (Snr)  
 1923 JP Crowe

1925 CL Mossop  
 1927 LPD O'Connor  
 1927 FA Short  
 1929 E Colwell  
 1934 Sir LO Wilson  
 1936 R Woodruffe  
 1937 EG White  
 1938 VF Thomas  
 1940 KLM Mossop  
 1941 C Robinson  
 1943 CR Johnson  
 1944 PJ Frawley  
 1945 HG Hunter  
 1946 JS Scott  
 1947 AB Mossop  
 1949 MH Mossop  
 1950 F Flynn  
 1951 AC Rogers OBE  
 1952 CR Richards  
 1953 FJ Oberthur  
 1956 NT McMahan OAM  
 1957 CR Cuthbertson  
 1958 JT Harten  
 1959 FA Vidler  
 1960 RM Levy  
 1961 WE Nolan  
 1962 RD Haupt  
 1964 LS Jones  
 1965 RP Easton OAM  
 1966 C Hoy  
 1967 DG Kirkman  
 1969 CR Leggat  
 1970 VW Holland  
 1972 WG Chapman  
 1973 UD Thorne  
 1974 SJ Ryan  
 1975 PW Muspratt  
 1976 GE Baldwin  
 1978 RJO Herring  
 1979 KE Dudgeon  
 1980 FM Francke  
 1987 RG Perrett  
 1988 GK Moore  
 1991 RA Cowles  
 1992 MB Irwin  
 1993 JM Stoddart  
 1995 CG Murphy  
 1996 RJM Crawford  
 1997 AB Henschell  
 1998 DL Walker  
 1999 GD Trivett  
 2000 IJ Reeves OAM  
 2001 DK Hickey  
 2002 DA Connell  
 2003 CF Kempnich  
 2004 KG Tuite  
 2005 ML Dudgeon  
 2006 RK Retell  
 2007 PD Kent  
 2008 PN Culpan  
 2010 SC Fitzgerald  
 2011 GC Brown  
 2012 MR Somerville  
 2014 GW Mitchell  
 2015 RAJ Anderson  
 2018 HM Easton  
 2018 JW Shinnick

## PLAYING MEMBERS (SENIOR) – 2018/19

### 237 PLAYERS:

|                         |                            |                           |                           |
|-------------------------|----------------------------|---------------------------|---------------------------|
| GT (Griffith) Adams     | AK (Tony) Dudgeon          | KP (Kuyen) Lewis          | BA (Brodie) Saw           |
| LR (Lachlan) Adams      | JW (Joshua) Durkin         | AA (Adam) Lockhart-Krause | TC (Trent) Scott          |
| RP (Rechelle) Adams     | COM (Cameron) Farrell      | CW (Corey) Lucas          | SR (Sean) Scott-Burrows   |
| JP (James) Alexander    | LW (Luke) Feldman          | ON (Owen) Lynch           | MG (Matthew) Shallcross   |
| TP (Thomas) Andersen    | MF (Michael) Frame         | PF (Peter) Lynch          | PD (Peter) Sherman        |
| RAJ (Richard) Anderson  | CA (Cameron) Francis       | CJ (Calum) Mackay         | BM (Brendan) Shinnick     |
| SA (Slater) Asnicar     | MA (Matt) Friend           | CP (Cooper) Mackie        | ML (Michael) Shinnick     |
| IG (Isaac) Bacon        | BE (Byron) Gale            | SL (Sofi) Maddox          | CT (Charlie) Sims         |
| B (Brendan) Badenhorst  | RD (Rufus) Gandhi          | TP (Thomas) Magee         | P (Palam) Singh           |
| J (Jacques) Badenhorst  | WA (William) Garske        | D (Danny) Malone          | CM (Cameron) Skinner      |
| RJ (Robert) Bailey      | GR (Gary) Gibson           | JN (Jon) Malone           | AM (Alice) Smith          |
| AL (Adam) Ball          | TB (Thomas) Gibson         | JA (Jacob) McCall         | CJ (Christopher) Smith    |
| MD (Marc) Banvill       | OS (Owen) Gilchrist        | C (Craig) McConnachie     | OL (Oliver) Spence        |
| AE (Alice) Barker       | JJ (Joshua) Gittins        | MG (Matthew) McFadden     | SJ (Sheldon) Stackpoole   |
| Z (Zeldine) Barnard     | AJ (Andrew) Gode           | NM (Nick) McGill          | MT (Mark) Steketee        |
| JB (Jaxon) Brwell       | SJ (Steven) Gode           | BD (Brock) McLachlan      | NG (Nick) Stevens         |
| CC (Connor) Bauman      | MX (Maximus) Gonzalez      | DP (Dylan) McLachlan      | JM (Jonathan) Stoddart    |
| JH (Jack) Beath         | RJ (Riley) Grace           | NB (Nicholas) McPhee      | MT (Mitchell) Stubbings   |
| LA (Lachlan) Bembrick   | SD (Stephen) Grummitt      | AA (Allan) Meincke        | LR (Luke) Stutter         |
| KA (Kyra) Black         | MA (Mark) Gulliver         | NJ (Nathan) Millard       | LA (Laine) Sunderland     |
| MT (Martin) Blackman    | IE (Innes) Hall-Pearce     | ND (Nicholas) Miller      | TM (Tierney) Sunderland   |
| LM (Luke) Boncompagni   | MC (MacGregor) Hall-Pearce | GW (Grant) Mitchell       | K (Kara) Sutherland       |
| BJ (Brendon) Boyd       | WR (Wayne) Hamburger       | CT (Connor) Moloney       | LC (Lachlan) Sutton       |
| HB (Hayden) Boyd        | AL (Abby) Harris           | NK (Nicholas) Mukherjee   | CW (Charlie) Thomas       |
| JE (James) Boyd         | SB (Stan) Harvey           | DC (Dylan) Mullen         | FS (Flynn) Thomasson      |
| N (Nicholas) Bradford   | TJ (Thomas) Hastie         | LK (Lexie) Muller         | IC (Ian) Thompson         |
| JA (Jessica) Bradley    | CM (Callum) Hayes          | CD (Christian) Murphy     | XL (Xavier) Thornton      |
| AJ (Anthony) Brown      | JJ (James) Hicks           | KM (Krishna) Nair         | SJ (Simon) Tolhurst       |
| GC (Gavin) Brown        | ST (Sam) Hicks             | CR (Caitlin) Nankivell    | MJ (Michael) Toolis       |
| JJ (Jonte) Brown        | TJ (Thomas) Hoffman        | GC (Grace) Nankivell      | IJ (Isaac) Trigar         |
| KC (Kaidyn) Brown       | JR (Jack) Hogarth          | DT (Daniel) Neill         | DR (Darin) Turner         |
| T (Toby) Burvill        | AJ (Aidan) Hollins         | JS (Joshua) Neill         | JH (Jaida) Twigg          |
| GJ (Greg) Carlson       | AR (Anthony) Horgan        | CJ (Connor) Nowlan        | EP (Emily) Wallance       |
| SE (Steen) Carlson      | PM (Patrick) Horgan        | JP (Jack) O'Neill         | MP (Mitchell) Van Homrigh |
| GB (Gillian) Chalmers   | JG (Jacob) Horswill        | TJ (Timothy) O'Rourke     | JN (Janu) Varatharajan    |
| WG (Gill) Chapman       | MG (Mark) Horswill         | TS (Thomas) Pappalardo    | ZA (Zita) Varatharajan    |
| EJ (Emily) Charman      | MM (McCauley) Hughes       | TG (Tallulah) Paul        | DC (Declan) Walker        |
| AG (Annaliese) Childs   | MW (Michael) Jeh           | AT (Angus) Pearn          | JJ (James) Wallington     |
| KJ (Kyle) Coleman       | S (Sierra) Jeh             | DM (Dean) Perkins         | MG (Matthew) Walter       |
| HJ (Harry) Collier      | Z (Zanden) Jeh             | LG (Liam) Petersen        | PL (Portia) Ward          |
| TA (Thomas) Collier     | KG (Kiara) Johnson-Wood    | LD (Lachlan) Pfeffer      | LR (Leigh) Warner         |
| TJ (Thomas) Conway      | TH (Thomas) Jolly          | MR (Mitchell) Pickford    | HD (Hugh) Weibgen         |
| DJ (Daniel) Cook        | AW (Aaron) Jones           | AJ (Allegra) Pollack      | RZ (Reece) Wenzel         |
| AA (Adrian) Coolwell    | JG (Jasmine) Jones         | S (Sahil) Puri            | OG (Oliver) West          |
| CA (Carly) Cooper       | SS (Shane) Kabel           | AE (Ashwin) Raj           | PD (Paul) Whybird         |
| JE (Jaime) Cope         | CF (Clinton) Kempnich      | M (Micky) Rana            | DM (Donal) Whyte          |
| SW (Samuel) Cope        | HC (Harrison) Kenny        | LJ (Leteysa) Randall      | HG (Hayden) Whyte         |
| LP (Luke) Corlis        | DM (David) Khan            | BA (Brendon) Reck         | JR (James) Whyte          |
| DW (David) Cottee       | FJ (Finlay) King           | CI (Conor) Rees           | JD (Jack) Wildermuth      |
| PW (Patrick) Cotter     | CL (Christopher) Knight    | FL (Fergus) Rees          | SG (Sam) Wildermuth       |
| CR (Christina) Coulson  | JA (Jonathan) Knight       | HI (Hugo) Rees            | ST (Stuart) Wilkinson     |
| AO (Aster) Cowan-Dillon | CR (Charli) Knott          | MP (Matthew) Riall        | CB (Cameron) Willis       |
| TM (Tom) Cramb          | WJ (William) Kruij         | DJ (Dillon) Robinson      | CR (Craig) Willis         |
| BL (Bruce) Crawford     | CJ (Christopher) Lanagan   | BE (Benjamin) Roden-Cohen | BT (Brett) Wilson         |
| JM (Joshua) Dascombe    | AG (Andrew) Lanning        | AI (Alex) Ross            | MJ (Michael) Wing         |
| JH (Joseph) Dawes       | CW (Cameron) Lavis         | C (Clodagh) Ryall         | RY (Riley) Winten         |
| GH (George) Dockrell    | HW (Hugh) Leeson-Smith     | NJ (Nick) Ryall           | MG (Marcus) Zipf          |
| RJA (Bob) Donker        | EJ (Ethan) Lehmann         | BH (Billie) Ryan          |                           |
| MP (Matthew) Du Payne   | CN (Christie) Lewis        | MJ (Martin) Ryan          |                           |
| PK (Phoebe) Du Payne    | DW (Darcy) Lewis           | MB (Mia) Ryan             |                           |

# **EXECUTIVE SUMMARY**

## **INTRODUCTION**

The Executive is pleased to present the 2018/19 Annual Report and Financial Statement of the Valley District Cricket Club.

This year we fielded 124 teams, involving a massive 1419 players registered with the club. We have had a very successful season both on and off the field with silverware in the cabinet, a massive number of players, including a large increase in female players participating and the club is in a healthy financial position.

The list of volunteers that contributed this year was again long, as it must be to operate on such a large scale. To everyone, including the President, Vice Presidents, the Executive, the Committees, the captains, coaches, managers, scorers, canteen helpers & assistant ground staff, the value of your input is immeasurable. On behalf of the whole Valley family, I sincerely thank each and every one of you, as we would not have such a wonderful club without you.

## **SENIORS**

This year we fielded 14 teams in senior competitions, with 10 going on to contest the semifinals or better. We had eight go on to contest the Grand Finals where we won three flags. Clinton Kempnich (Sixth Grade) was successful premierships winning skipper. In addition, Andrew Gode's First Grade won the one day competition and Legends T20 won their championship under the astute captaincy of Chris Lanagan.

First Grade had a good season contesting the Grand Final in all forms of the game, and came away with the chocolates in the one day format. Finally skipper Andrew Gode was awarded what most would say was well beyond due, a Queensland Cap and Valley's first winner of the Peter Burge Medal. The team was ably assisted by Jim Shinnick as team manager and Pat Culpan as scorer, along with an increasing number of loyal supporters. We were competitive in all other grades, with a number of young players coming through, so the future looks good.

Our senior coaching staff did a fantastic job. Huge thanks to Peter Drinnen, Brad Murphy, Matt Petrie, Michael Jeh and Mick Sims.

Each of the senior sides' captains and the selectors have again put everything into their roles. We are fortunate to have you involved and hope you all return next season. A special word of thanks to Matt Walter who took on the difficult role as Chairman of Selectors once again.

This season we had six male players represent Queensland or better which is a record for the club. Congratulations to Usman Khawaja, Jack Wildermuth, Luke Feldman, Mark Steketee, Lachlan Pfeffer and Andrew Gode.

## **JUNIORS**

The Executive sincerely thanks the Junior Management Committee for successfully organising 110 teams and 1198 players across grades from Under 8's to Open, as well as the T20 Blast and In2Cricket programs. I have said it before, but somehow the JMC achieves what seems impossible each season, with massive numbers of players. It is very pleasing to note the increasing number of young girls playing in the junior ranks.

Thanks to long serving member Clinton Kempnich for managing such a dedicated team this year, along with his efforts as the junior coaching director.

Special thanks must also go to Chris Zipf, who was worthy winner of the Frank & Noreen Vidler Memorial Trophy for his time and effort with junior coaching along with the administrative rolls he has played.

Congratulations to the players, coaches and managers of the following Junior Premiership winning teams:

- Open Green
- U15 Girls Green
- U15 Green
- U15 White
- U14 Navy,
- U14 Purple
- U13 Girls Blue
- U13 Black

Clinton Kempnich continued the very popular specialist coaching sessions for the players, as well as sessions to coach the coaches. Coaches and players from neighbouring junior cricket clubs have also been invited to some these sessions. This interaction between clubs has been very well received. In coming seasons we are hopeful that there will be an increased focus on specialist coaching for our junior players.

Once again, many Valley juniors were introduced to senior cricket during the season. The pathways program continues to be a remarkable success and is one of the reasons I feel our club is heading in the right direction with a bright future. This program helps make a young player's transition into the senior ranks more enjoyable and less intimidating.

Although not everyone can play First Grade, there is always room for young, enthusiastic club members throughout the grades and for them to become part of the great Valley family.

## **GIRLS/WOMEN'S CRICKET**

We unfortunately lost our senior women's coach this year with Harsha de Silva being appointed coach of the Sri Lankan ladies side, this role was taken over by Mick Sims.

In our fifth year back in senior women's competition we once again fielded teams in both First and Second Grade. In First Grade we played in the Grand Final of the T20 competition and the semifinal of the One Day comp (unfortunately losing both).

In all we had 179 female players this season, which is a great foundation to build on for future years. Thank you once again to Robert Bailey and other members for the increasing focus on junior & senior girls' cricket.

Congratulations to Charli Knott who represented Queensland Fire, Queensland Under 18 and was also selected in the Australian Under 18 squad.

## **CRICKET ACADEMY**

Peter Drinnen once again ran a cricket academy at the club, providing additional high-level coaching to many of our junior players. This fourth year was a great success and allowed us to channel some of the profits into more training equipment.

## **GROUNDS, WICKETS & BUILDINGS**

Thank you to Jim Whyte who once again took on the portfolio to ensure our grounds, training facilities and buildings were prepared to the highest of standards.

Much thanks must go to Richard Anderson and Bob Donker on their work in obtaining grants.

We once again are working with GPS Rugby, State Government and Brisbane City Council to provide the best facilities we can. A big thanks to Grant Mitchell and Richard Anderson who are our liaison people working with the rugby club. A huge thank you must also go to Queensland Cricket for the creation of the curatorial program. This allowed for greater and more expert work on our grounds at a reduced cost.

### **SOCIAL EVENTS & FUND-RAISING**

Sponsorships are a major source of income that helps the club to further develop its facilities and coaching programs, so a very sincere thank you to all our wonderful sponsors, particularly our major sponsors: Keith Dudgeon & family of Keith Dudgeon Cricket Specialist; Stuart Rees of Broadly Rees Hogan Lawyers and James Simpson of City Automotive Group. A huge thank you to Kaz Willis who took on the role of sponsorship co-ordinator once again.

Many of our sponsors have been with us for a long time, which makes their support all the more significant. The support of our sponsors should be greatly appreciated by all club members and we ask all members to in turn support our sponsors' businesses as much as possible. All our sponsors are listed on the back cover of this report.

Thank you to Donna Meredith for once again supervising the canteen and to everyone who volunteered during the season by either cooking the BBQ, serving behind the counter or cleaning up afterwards. Every dollar earned through the canteen and our functions is one less dollar we need to raise from fees.

Trophy Night was held at the Paddington Tavern and it was another memorable evening. It was great to see over 160 people in attendance matching our record numbers from last season. Thanks to Chris Lanagan, Grant Mitchell and Gavin Brown for organising and running the event, with assistance from Pat Culpan for the statistics. Congratulations to all award winners.

### **CRICKET COMMITTEE**

Thanks to former First Grade skipper Brett Neill. Brett brings a wealth of experience to this role, having played First Grade in Sydney, Adelaide and Brisbane. Thanks to the rest of the Cricket Committee, who once again managed much of the day to day running of our senior cricket program. Their advice and recommendations to the Executive regarding captaincies, coaching and player conduct were of the highest order.

### **VALLEY CRICKET OLD BOYS ASSOCIATION**

Thank you to the Old Boys Association led by club president Peter Easton for the support you provide to the club and for creating an environment where past players can still be actively involved. For more news about this Association, please refer to the report on page 9.

### **OBITUARIES**

The club extends condolences to anyone who lost love ones during the past year.

It is with regret we note the passing of Old Boy, Geoff Trivett. Born 14 October 1939, died 17 November 2018 in Brisbane. Geoff played 127 matches for VDCC from 1972 to 1982 including 107 in First Grade. Geoff was elected Vice President in 1998 and awarded Life Membership of the club in 1999. A special tribute to Geoff is located on page 10 of this report.

### **THE ANNUAL REPORT**

Thank you to all involved in the production of this Annual Report, particularly to Pat Culpan for compiling senior statistics and records, Amy Lee for the junior statistics, and Peter Kent for compiling/editing the report.

### **THE EXECUTIVE COMMITTEE**

Thank you to all members of the Executive Committee for their efforts and support during the year. Their availability to discuss and resolve issues whenever they arise is much appreciated. Special thanks once again to our club secretary Grant Mitchell whose tireless daily input goes well beyond his secretariat role. Thanks also to life member and former club chairman Peter Kent for the work he does as bookkeeper for the club, taking much of the pressure off the Treasurer.

### **MEETINGS**

The Executive Committee met 11 times during the year after the Annual General Meeting of 7<sup>th</sup> August 2018, as did the Junior Management Committee.

Jon Stoddart and Peter Sherman were the Club's delegates to Queensland Cricket's General Meetings and Annual General Meeting.

Mark Irwin was a member of the Queensland Sub Districts Cricket Association Management Committee.

Robert Bailey was on the committee of the Brisbane North Junior Cricket Association.

Chris Zipf & Tony Dudgeon were our delegates to the Brisbane North Junior Cricket Association's meetings.

### **IN CLOSING**

Finally, thank you once again to our Office Bearers, Committee Members, sponsors, coaches, managers, selectors, captains, scorers, grounds and canteen helpers, and all volunteers for their efforts and support throughout the year. Your contributions are absolutely vital to the running of the club and are greatly appreciated.

A special thank you to the families and partners of our tireless workers not only for putting up with the extraordinary amount of time these workers spend on club matters, but in many cases assisting yourself in ensuring the largest cricket club in Australia (and possibly the world) continues to grow from strength to strength and keep youth busy in sport.

On behalf of the Executive Committee, I have pleasure in presenting our 119th Annual Report and Financial Statement.

**Pat Culpan**  
**Executive Chairman**

## VALLEY CRICKET OLD BOYS ASSOCIATION

We are now some 8 years old as a club sub committee. Its aims are as follows:

1. To re-establish communications, friendships, and gatherings of old boys, friends and supporters of the Valley District Cricket Club family.
2. To support the Valley District Cricket Club in whatever ways it can, including financial support, to help secure its future and further develop the club's facilities and coaching and development programs.

Committee Members for 2017/18 were:

Peter Easton (President), Jon Stoddart (Membership Secretary), Susanne Easton (Minute Secretary), Ivan Board, Keith Dudgeon, Geoff Trivett, Col Cooke, Mike Weir, Noel King, Chris Lanagan, Peter Nicholson and Rob Bailey.

This year we conducted a major raffle.

First prize - Trip for two to the Lords Ashes Test in August.  
Second prize - VDCC Test players signed bat.  
Third prize - Signed & framed print of Lleyton Hewitt winning 2002 Wimbledon.

Congratulations to our three winners:

Keith Ziebell (1st), Don Langdon (2nd), David Cottee (3rd)

Tickets were \$50.00 each with 600 tickets available. We sold 575 tickets and together with memberships were able to make approx. \$20,000.00. Following the success of this raffle the committee has contacted all members with a revised membership/fund raising/raffle suggestion. We await responses from our members and will then progress this.

Sadly this year saw the passing of one of our much loved and respected vice presidents Geoff Trivett. "Trivo" was known to all of our members as a fierce on field competitor and a fully committed club supporter. He was a player, coach, mentor, committee member and willing supporter in all club activities. A very fitting obituary is elsewhere in the Annual Report. From all your friends at Valleys, thanks for the wonderful memories you have left with us.

Our golf day was held at Ashgrove Golf Club and was a most successful day and enjoyed by all.

The major improvement to our facilities this year was the completion of our ground lights upgrade. Two very large poles on the west end of Norm McMahon Oval, with 32 lights on each now give the Club the opportunity to play night cricket up to second grade standard and have given our Thursday & Friday juniors much better lighting. Very special thanks to both Brisbane City Council & the State Government for their substantial contributions.

Thanks to all committee members for their input this season. Special thanks to Lanners & Stoddy for their help with the raffle.

We welcome any past player or supporter who would like to join. Contact Jon Stoddart (0413 439600) or Peter Easton (3355 3044) or go to [valleycricket.org.au](http://valleycricket.org.au) and click on Old Boys for membership details.

**Peter Easton (President)**



Geoff "Trivo" Trivett.

## GEOFF TRIVETT – TRIBUTE

### 14 October 1939 to 17 November 2018

Geoff Trivett was elected a Vice President of the club at the Annual General Meeting of 29 July 1998 and was awarded Life Membership on 28 July 1999. Known to one and all as “Trivo”, he played for the club from 1972 to 1982 and coached First Grade to a Premiership in 1994/95.

On Saturday 24 November 2018, Chris Lanagan, a member of that 1994/95 Premiership winning team, led a moving tribute on Peter Easton Oval for his friend. This is how he will remember Trivo.

-----  
Welcome to everyone here this morning and thank you to all of you for making it time to come down and honour Trivo. A sincere welcome to Judy, Darren and Sally and our condolences go out to you and the rest of the family.

Geoffrey Donald Trivett was a larger than life character who really epitomised what it meant to be a Valley Diehard. He played hard, made sure he had his mates back and never gave an inch. He bred a team environment in all those that played with him as a player and also in those that played under him as a coach. He also entrenched in his teams a sense of fun that really developed that team mentality in everyone.

As a player, he played 127 games across 1<sup>st</sup> and 2<sup>nd</sup> Grade between the seasons of 1972/73 to 1981/82 and took 266 wickets. There have been many tributes flow since last Sunday and in one tribute Peter Nicholson wrote of Trivo’s great bowling motto of “why pitch it up when you can take their head off”. I guess that’s why I am told that of his 266 wickets there were 264 batsmen caught at fine leg and 2 very unlucky LBW’s for the only 2 balls of his career that landed in the batsmens half.

He also scored 1156 runs with a highest score of 55. The scoring of these runs and his batting prowess was no doubt pivotal in Trivo’s coaching career as well. He would very confidently walk around with his ABC cap on his head. The letters ABC of course stood for Allan Border’s Coach and Trivo was more than happy to tell anyone who would listen that he taught AB everything he knew and that was why he was the batsmen he was.

Trivo’s coaching career of course was not just limited to one player. He had a tremendous coaching career with the club and in the wider Brisbane community. Trivo was a firm believer in training like you play and as such, made all the players train in whites. This upset some players at first, but his no whites, no train policy was soon followed, and it was something he continued to do for every session of his coaching career.

Trivo first coached our club in the 1974/75 season and was the first ever paid coach in Brisbane Club Cricket. This season, along with captain Keith Dudgeon, he took the First Grade team to their first premiership win since 1930/31 and Valley also won the Club Championship that year. He coached for the 75/76 and 81/82 seasons as well, before leaving the club for a period of time.

In the 1993/94 season the First Grade team unfortunately finished at the bottom of the ladder. At this time Gill Chapman and some other committee members knew they had to do something and approached Trivo to come back to coach the club. He jumped at the chance to come back to his beloved Valley club and was appointed coach for the 1994/95 season.

Trivo took a largely unknown and untried bunch of guys from the bottom of the table the previous year to win a premiership. I was lucky enough to come to this great club that season and play in that side and Trivo taught us to believe in ourselves, have a go and what it meant ‘to bleed blue’.

Part of believing in ourselves, saw the introduction of The Freckle, which was introduced one day at Norths when he produced a packet of Allens Freckles before our warm up. This was quite simply about being close knit like the freckles on top and looking after each other. From then on, our warm up lap became known as The Freckle lap and Freckle was a word used by us when things weren’t maybe quite going our way on the field.

Trivo’s knack of making players believe in the men beside them made his sides different. Whilst each of the premiership sides he coached had some great players, they were largely made up of players who weren’t necessarily the best. But he made them the best by making the whole greater than the sum of the individuals.

The 1994/95 season also saw the introduction of the now proudly sung club victory song which Trivo brought to us from the Valley Diehards rugby league club. I stayed with Trivo at times during the 94/95 season and on grand final eve we had a pre-match function at his apartment. All the other players left quite early, however Trivo and many of the committee members who stayed into the wee hours proceeded to serenade me by singing the club song, in full voice and out of tune, as I was trying to sleep and prepare for the biggest game of my life. Thankfully one of the neighbours had finally had enough and asked Trivo and co to shut up, but I can assure the words are forever etched into my memory.

Trivo’s service to our club wasn’t limited to his playing and coaching days. Trivo was a great administrator for our club and along with Peter Easton and co, helped develop it into the great club it is today. He was a great businessman, a man about town and knew everyone. As such, he was the go-to man for any fundraising and sponsorship requirements for many years and he was always happy to oblige. Like he was on the field, he never let the club down and he regularly tapped into many of his contacts and they were always forth coming, such was Trivo’s persuasiveness.

He knew how to play hard on the field but he knew how to have a bloody good time off it. Billy J Smith, the Brisbane media identity, once nicknamed him WOT for World’s Oldest Teenager and I guess that just about sums Trivo up.

Like all of you here today, my life was richer for saying I knew Geoff Trivett. To our club he was player, coach, administrator and life member. He mentored many people both on the cricket field and in life itself. He was the true meaning of a Valley Diehard, a true Blue Blood and to me he was everything above and I am proud to say he was my friend.

I would like to invite Darren to come forward and accept Trivo’s First Grade cap with his First Grade number 502.....Darren to speak if he wants to.....

Would you all please stand for a minute’s silence in honour of Trivo.

**Chris Lanagan**



## MARKETING & SPONSORSHIP REPORT

It only seems like a short time ago that I was writing this report for season 2017/2018.

Again, this season has been one that the Club can be extremely proud of, highlighted by every grade team making finals and our First Grade team taking out the One Day premiership. Our ladies also did incredibly well, making the finals only to be pipped at the post. I think what it highlights is that we have a wealth of talent coming through our ranks, which positions the Club for ongoing future success.

We continue to see growth in our junior and senior numbers. This season it was also our honour to officially run the largest Cricket Blast program in the country. Across our Junior and Master Blaster programs, we saw over 300 children enjoying (some for the first time) this wonderful game.

This season we welcomed a new sponsor

- **Rufus King Seafoods**

They joined our loyal sponsor group of:

- **Keith Dudgeon Cricket Specialists**
- **Broadley Rees Hogan**
- **City Subaru**
- **Visis Private Wealth**
- **Building Certification Group**
- **Fitness 4U**
- **Dudgeon Academy**
- **Keeper Financial**
- **Meat at Billy's**
- **Physio Works**
- **Midas Ashgrove**
- **Brisbane Isuzu**

Without the generous contributions of these sponsors we would be unable to offer some of the great programs and coaching that we have become so well known for.

Value for our Sponsors continues to be a focus and we have already started planning for how we can utilise the new lighting as an opportunity to bring more games to Yoku Road through additional night games. Video streaming of home games is also another avenue that we are pushing strongly to have in place for commencement of next season.

There is so much going on in the planning for next season, and it's going to be a cracker!

From everyone at the Club, and especially myself, I want to thank all of our sponsors for their ongoing loyalty, commitment and support of the Club. We look forward to hopefully introducing some new sponsors to the family next year as well.

**Karen Willis**  
**Sponsorship Manager**



A lot of good happens, but not everything goes right.

# COACHING REPORTS

## FIRST GRADE COACHING REPORT

At the end of the day we can't really complain about our results this season: finalists in all three forms of the game is a pretty good summer.

Knocking off Sandgate in the One Day final was exciting, with Chris Knight smashing a six to win in the final over. Disappointing to lose to University in both Two Day and T20 finals, but they were a very good combination and deserved their success. We are hunting them next year though!

How fantastic to see the progress of our representative players with Usman Khawaja cementing his spot in the Australian Test and One Day sides, Mark Steketee winning the Bulls Player of The Year award after a great year with the ball, Jack Wildermuth winning a Big Bash title with the Renegades and the indestructible Luke Feldman as good as ever with the ball in his swansong Shield season with the Bulls. On top of these four we also saw at long last Andrew Gode making his Qld One Day debut, Lachlan Pfeffer playing a full season of Futures League with the gloves and new recruit and former Qld Bull Nick Stevens getting a game with the Futures XI early on in the summer.

All of this meant that it was important that others took a step up and this, many did, making the jump to being solid First Grade players after having a taste of the top grade in the past. Captain Andrew Gode led a group of players who now can look forward to getting better and better each year. Batsmen such as Josh Neill and Owen Lynch who took a big step up performance wise, along with young Dylan McLachlan who looked very comfortable in the top grade and Jack Beath who progressed as the season grew, built our batting depth. Yet another debutant this season was Oliver West, following consistent runs in 2nds.

On the fast bowling front, injuries mid-season to Chris Knight and Luke Corlis meant that opportunities arose for others and blokes like Don Whyte and Matt Walter stepped up big time. What a fine message it sent that Matt Walter, who began the summer filling his customary 3rd Grade captain's role, performed so well he was recognised as a valuable contributor in higher grades. Fantastic.

Andrew Gode did a top job as the captain and despite the fact that he seems to continually get ignored for higher honours, he performs both individually and as a leader every week.

Lachlan Pfeffer although not having a prolific year with the bat, was very tidy with the gloves throughout the summer and I am sure he will be back in the runs next season. His experience is vital to the side.

Josh Dascombe was, prior to the Xmas break, in outstanding form with the ball and over the years has been a really important part of our attack. His work relocation to Adelaide means we now lose a solid performer and we will definitely miss him around the group. Josh had a lean year with the bat but stepped up massively in the final with a gutsy 100 to sign off with. He will take some replacing, particularly as a key competitor.

Mention must be made of the fact that Luke Feldman has decided to retire from First Class cricket. Quite simply – what a career this bloke has had, what he has achieved has been through skill, performance, determination and hardness of character. Proof that you do not have to be given a silver spoon to succeed. Just keep at it and you are a chance. Congratulations Fox from all of us. We look forward to having you back at Valleys on Saturdays!

It was an enjoyable season with our coaching staff. Peter Drinnen was on board every Tuesday and whenever he had a chance on weekends, Matt Petrie as fast bowling coach was brilliant and in the second half of the season we recruited former Valley, Qld and Australian batting legend Kepler Wessels as batting specialist coach whom the players loved. Unfortunately we lose Kepler next season as he is coaching Souths, so we wish him the very best. I want to thank all of these guys for their professionalism, efforts and friendship throughout the season.

So too I must thank Chairman of the Cricket Committee Brett Neill for his obsession for us to get better. What a worker Neilly is for this club. His memory of events, games and stats is ridiculous.

Everything has already been said of stalwarts Pat Culpan our scorer and manager Jim Shinnick – both club legends so many thanks again you two.

Mention must be made of Shane Kabel's outstanding contribution as captain of the developing 2nds team. To have former First Grade players in captaincy roles is a luxury and with the elevation of Matt Walter and injury to Steve Grummit the 3rds leadership was handed to another former First Grader in Jacques Badenhorst. Fantastic to have these guys still involved and still enjoying their cricket as they mentor our players coming through.

Heartfelt thanks to all club sponsors and in particular one very close to the necessary running of the team – Jarred Edwards from Physioworks Ashgrove. Jarred went above the call of duty to attend training whenever he could and treat a lot of our players. You are a gem Jarred, many thanks mate!

Finally to the Committee, ground staff, all players and supporters, I thank you one and all and look forward to winning all three flags next season!

**Brad Murphy**  
**First Grade Coach**

## CLUB COACHING REPORT

Was a great season overall for the club given we were represented in semi finals in every grade contested (including the 2 Sub-Districts sides) and then went on to participate in grand finals in all senior grades except 5ths. The only team to not reach the semis were the 6th (2)s and they were also in the hunt until late in the season, but really suffered from player turnover.

Despite being in 5 finals we unfortunately could only bring home the flag in 6th grade, with all other sides going down at the last post. In First grade we won the One Day competition and were runners up in the T20s. Obviously a disappointing conversion rate but still a very good achievement.

The standout improvement that I saw was the increase in depth we have built in the top 3 grades, with quite a few players now putting runs and wickets on the board, thereby making competition for spots quite a deal harder than in previous seasons. There were some very good players playing down a grade or two in the finals, brought about by others coming back into the top grade after the Sheffield Shield season finished and also by those players that made the most of their opportunities in the higher grade. There is a group of fine young players coming through that should ensure we stay very strong in the future.

In mentioning the number of good young players in the ranks, it is worth pointing out to them that it is one thing to have potential but another to realise that potential. Should you guys commit, show the desire to improve and understand that patience is required, then your coaching staff will work as hard as we can with you. The bottom line is that it really is up to you and persistence is your best friend. This not only applies to the young fellows but to any one of our players in any grade. It is exciting to imagine where some of you could end up should you persist and get through the rough patches.

Each captain that was in place throughout the summer did an excellent job of trying to keep their sides running in the right direction and we tried hard to make it a smooth change when players went up or down a grade. This was made easier because club spirit is so high and all grades get along well and respect the others' efforts. By necessity some grades had multiple captains and this also seemed to work fine. Thanks to each and every captain in each grade – well done boys.

Chairman of Selectors Matt Walter again performed a Herculean effort, making sure not only that teams were selected fairly but that all 9 senior teams were full each weekend. Tough job that. Matt's own performances rewarded him with a First Grade debut, along with playing in the First Grade finals series. What a wonderful achievement for a fine club man and richly deserved. Also to the captains on the Selection Committee, congratulations on the way you carried out this task which is thankless but very necessary.

Our coaching staff this year boasted Peter Drinnen, Matt Petrie as fast bowling coach, Kepler Wessels as batting coach and in pre-season Steve Gode was around a fair bit to assist also. These guys all put in a fantastic amount of effort and for that we are in debt to them. Drinno continues to provide quality coaching to all players and it is great to see him able to spend some time at his two young boys matches.

As a club we have three formal evening practice sessions per week, in which we try and give opportunities for quite a few players to mix with the First Grade squad thereby gaining valuable experience and confidence. This goes a long way to developing the club spirit we have and wish to keep! We have an environment where all players respect one another and enjoy our successes. We also introduced informal Friday morning batting sessions this season (for any who could make them) which proved quite popular and hopefully contributed to our improved performances.

Congratulations not only to all senior rep players who I mention in the First Grade report, but also to our younger representative cricketers namely: Nick McGill who batted very well for Qld in the National Under 17 Championships and also smashed a GPS batting record for Terrace in the recent season; wicketkeeper Christian Murphy who captained the Qld Open Schoolboys side against NSW in April; and young allrounders Zanden Jeh, Tom Collier and Flynn Thomasson who were all selected to play in the Under 16 Rookie Challenge in April, which acts as a trial for the Under 17 State Squad.

On top of these and as mentioned earlier in this report, we have a list of other young players who could well be destined for higher honours in the seasons ahead. We were able to blood quite a few of these guys into higher grades this summer and they will be so much better next season for the experience.

Both the Tavs (under coach Michael Jeh and manager Dave Walker) and the Women's teams (under new coach Mick Sims) had solid seasons, so congratulations to all involved in those teams and we look forward to seeing your players advance through the ranks next year. You will read in their reports more in depth details on those teams.

It was a real pleasure once more to act as Club and First Grade coach at this mighty club and indeed an honour. I thank all players for their fine efforts during the past season and for any retiring players or those moving elsewhere I wish you the very best in the future.

Extra thanks to the whole committee for their valued support – too many to name and I don't want to risk leaving anyone out, but all of you are so supportive of us and the players that it makes it pretty easy to operate.

To our many sponsors, supporters - in particular the team scorers and to Tom Gibson and the ground staff, thanks for the super work you all put in.

See you next summer.

**Brad Murphy**  
**Club Coach**

## UNDER 16 L/T GRADE COACHING REPORT

Some coaches/teachers/parents worry that children don't listen to them. As someone who works in elite sport circles, especially with young athletes, I sometimes worry that children DO listen to us!

The Lord's Taverners (Tavs) season of 2018/19 was designed and run with this focus on setting a good example to future Valley cricketers. I made it clear to parents and cricketers, from the outset, that winning cricket matches was a currency that I was not prepared to trade in. Winning would occasionally feature as a by-product of a respectful and intelligent culture, but it was by no means the *raison d'être* of our season.

And so it came to pass. This Tavs squad was written off by one enterprising opponent from another club as "the worst team in the competition". He may indeed have been correct, except for the slight anomaly of losing to us by 47 runs. We must have just got lucky that day!

Despite this reputation, despite having a young squad (who should blossom next season), despite not having many "rep" stars (and the ego that accompanies it), Valley's Tavs made the semi-finals against all odds. The obstacles were many – a crippling injury toll, BNJCA trials that robbed us of many of our best players for key matches and two wash-outs when victory looked possible, but this team refused to lie down meekly.

From the start of the pre-season, I made it clear to these young men that we would not be focusing on individual performances. The team would come first. So lest I be accused of hypocrisy, this report will remain faithful to that promise. You will not read the name of a single cricketer in this essay. The numbers speak for themselves but they only tell half the story. The more important half relating to a respectful and inclusive culture belongs to every single family who were an integral part of our team. I was the coach by title only – the real coaches and mentors were the parents who supported me in this quest to make decent men of these boys. I thank you all for your unwavering loyalty. In this respect, I think it was mission accomplished.

Let's get one thing clear here; Tavs cricket is merely a stepping stone towards the transition to men's cricket. It is not yet adult cricket (thank goodness!) but it occupies that twilight zone between two worlds. These are children. They play like children, they think like children and they should be treated like the precious children they are. This is by no means an insult – it is a statement of fact. To treat Tavs cricket as anything more than children learning to love the game, knowing their games and respecting the ups and downs of the game is to give it a status that it doesn't deserve.

It is not the rep pathway that some people think it is. That much is clear when you realise that there is no correlation between Tavs results and selections for higher honours. It is not a battle for sheep stations. It is a bridge that prepares boys to take those first tentative steps into senior cricket. Depending on the mindset of the coach, it can be sold as the Holy Grail but if truth be told, it counts for little except for habits formed and lessons learned.

An opposition coach was overheard telling his team that "if you're enjoying yourself today, you're not trying hard enough." This was before the toss. Not surprisingly, they got the silver medal that day and I suspect they didn't enjoy themselves much either!

Our mantra was about becoming a bit more 'cricket-smart', game aware and respecting the traditions of the game. Many outsiders may have viewed my approach as being too old-fashioned, too MCC, too much like a dinosaur stuck in a time warp. I was adamant that playing good cricket and playing with a smile in your heart need not be mutually exclusive beasts. Perhaps we got lucky (repeatedly) but we made an unlikely semi-final ahead of other teams stacked with superstars. Prior to playing one of these teams, my pre-match speech to our team was that whilst we were outgunned, all we had to wait for them to turn their guns on themselves. Friendly fire became our best friend as this team imploded. I remain unconvinced that cricket needs to be played with venom. Dinosaurs don't accidentally make semi-finals – they become extinct!

This essay is a celebration of the good people, boys and parents, who may occasionally have questioned our softly, softly approach but had the grace to support me to the hilt nonetheless. I can safely say that throughout the duration of the Tavs season, I cannot recall a single moment of angst amongst our "family." Perhaps their decency extended to not telling me how useless I was, but I appreciated the support nonetheless.

The cricketers acquitted themselves admirably, not just in terms of runs and wickets but in everything they did. Their behaviour during training sessions, sharing net facilities with the senior Women's teams was exemplary throughout. On match days, they refused to take the bait when goaded and simply played cricket with a song in their hearts. I told the umpires before every game that I wanted to hear if anyone in our team was involved in any sledging, whether instigator or provoked. I am delighted to report that there wasn't a single incident reported. The umpires regularly mentioned the opposite – that these lads showed more maturity than many of the men they umpired on Saturdays in the seniors.

It is important here to put Tavs cricket into context. It is an important part of the cricket journey but it is not a destination in its own right. These are still children, talented, precocious and possibly on their way to higher honours, but it is no more than that. The naivety I witnessed every week was testament to that. And that is not meant as a negative – they were delightfully naïve and childlike at times and this was exactly what I expected. Under 16 boys are not grown men yet and that is why I think that the role of Tavs coach is such an important one. It needs someone who understands that these children need decent role-models and clear instructions. Nick Thomas and Mark Weibgen are my successors next season and I am delighted by their appointment. This club at least is getting it right when they put Tavs cricket in the hands of good men like this, my tenure bookended by Jim Whyte before me.

Not every club approaches it with this mindset. That is their prerogative. Culture and gravity share one thing in common – they both flow downhill. Those of us who watched the Tavs season play out in front of us witnessed this. We had a zero sledging policy which was often in stark contrast with some other clubs. Each to their own. These values were instilled in this squad since the Weier Cup season previous, so it didn't need the shame and scandal of what happened in South Africa in 2018 to make us change our attitudes. The "hard but fair" mantra is unnecessary. The word "but" implies that playing hard precedes playing fair. I don't see it that way. Playing by the rules does not need the pre-condition of playing hard. Cape Town 2018 is proof of that!

And we don't expect bouquets for it – as the famous golfer Bobby Jones once said (when commended for calling a shot on himself in the 1925 US Open which he lost by a single shot!), "you might as well thank a man for not robbing a bank as to thank him for playing by the rules."

## WOMEN'S CRICKET COACHING REPORT

Tavs cricket should be the last station on the long train journey to senior cricket, one last opportunity to fill up on enjoyment and love of the game before habits are fully formed. It is not a selection trial for higher honours, despite what some people think. You can spend hours scouring MyCricket stats and trying to make sense of who's who in the zoo but it counts for very little. Higher honours are a gift from the gods and they have no genuine correlation with Tavs performances. So my advice for future Tavs cricketers (and parents) is to just enjoy the moment and avoid getting caught up in the politics of making rep teams. What will be will be...you can't see through an opaque window.

Time now to thank a few people who helped make it happen. My role was mainly ceremonial but the hard work behind the scenes belong to people like David Walker, our long-time Manager who continues to be an unflappable rock. Things just happened in the background and it soon became clear why he is a club legend.

Tom Gibson was tireless and unselfish in preparing the ground every home game, often waking up at the crack of dawn to ensure we played on good pitches. Grant Mitchell also helped us to get ready for home games and did it with a cheery smile, as is his style. Kaz Willis was wonderful with sorting out uniforms and caps. Luke Feldman, Jack Wildermuth, Andrew Gode and Lachie Pfeffer were generous with their time in coming over and sharing their wisdom with the lads. When we occasionally joined the senior squad for fielding sessions, they made us feel welcome and valued, boys amongst men but never made to feel inferior. Thank you all.

I will reserve my biggest thanks however to the cricketers themselves who allowed me to run this team in an unorthodox style without complaining that our focus on good manners was too soft and not big enough on 'mongrel'. I think we proved that class and pedigree do not come at the expense of playing cricket with a smile. That attitude begins at home of course so my sincere thanks to parents and siblings who basically sacrificed every Sunday from September to December to help me fashion a group of young men who did us proud, on and off the field. I hope that if my daughter and younger son come through the Tavs system when it is their turn, I will be blessed with friendships as rich and as enduring. The friendship bar has been set high...

Fox (Michael Jeh)

**Under 16 Lord's Taverners Grade Coach**

This season 1st Grade made the T20 Grand Final and One-Day Semi-Finals for the first time.

2nd Grade just missed out on the finals, ending up with the same number of wins as 4th placed Redlands, but edged out due to a lack of bonus points.

Our playing group is reflective of Women's cricket in Brisbane, with the majority of players being under 18, and only a few over 21 in the Valley system. Retention of players over 18 should be a priority for cricket clubs, even if they can only commit to playing 2nd Grade, to nurture the up and coming players as they develop.

Training attendance was extremely positive with high attendance numbers all season.

Highlights on the season from a coaching point of view,

- Both teams choosing to bat first to set totals.
- Batting out our full allocation of overs in most games.
- The number of run outs created by our fielding.
- Players with a "team first" approach.

I would like to thank both Christie Lewis and Leteysha Randal for their support as captains throughout the season, and especially wish Christie all the best in retirement.

I would like to also thank the Executive Committee for their support of the Women's teams through the year.

A special thank you to Peter Drinnen and Brad Murphy, who both worked extremely hard on training nights to ensure the Women's teams had the required space and nets to train.

Mick Sims

**Women's Cricket Coach**



Some of our Valley Cricket Academy participants and coaches.

# FINANCIAL REPORTS & STATEMENTS

## TREASURER'S REPORT

From a financial perspective, season 2018/19 can be described as a very successful year for our great club, which followed a number of years of deliberate investment. The Club derived a net surplus of \$84,680 for the year, which is after depreciation and amortisation expenses of \$87,897 and grant income of \$149,382. This compared to an operating surplus derived for the prior year of \$3,327, which was after depreciation and amortisation expenses totalling \$66,763 and grant income of \$63,582. The operating surplus (akin to profit from ordinary operations) totalled \$23,194 for the year ended 30 April 2019, as compared to \$6,508 for the 12 months ended 30 April 2018.

Key information pertaining to the Club's financial performance for the year is outlined below:

- The Club's revenue grew by \$54,963 or 10.57% for season 2018/19 from \$519,866 through to \$574,829. Key comments in this regard are as follows:
  - Revenue continues to be heavily underpinned by our playing fees with approximately 56.62% of our total revenue generated from this source (down from 57.58% in the prior year). The Club was able to generate an additional \$26,118 in revenue from this source, despite both the Executive and Junior Management Committees, agreeing to retain existing fee levels for season 2018/19 or reducing them across a significant component of the junior player base.
- The Club is aware of the need to remain competitive in terms of the price point at which our playing fees are set and continues to explore avenues for subsidising this income. Key focuses for the coming 12 months will be:
  - Further lobbying Cricket Australia / Queensland Cricket for increased funding to assist in meeting the resource demands of our Club – we have already seen some action being taken by Queensland Cricket to respond to the needs of clubs (on the back of collective Premier Club lobbying), however further work is still required, particularly to ensure that a club of our size is appropriately funded in comparison to clubs smaller in playing numbers;
  - Seeking increased revenue streams from our current Brisbane City Council grass moving arrangements – thanks to the hard work of Grant Mitchell and Rob Bailey we were able to secure an increase in our Brisbane City Council grass mowing contract during the 2018/19 season, which will derive a reasonable profit for our club, but more importantly will ensure a number of our junior playing fields are better maintained;
  - Identifying new revenue income streams, particularly via the Past Players Association committee following their successful raffle undertaken during season 2018/19, which raised approximately \$14,000 for our Club; and
  - Continuing to target grant funding to assist with the funding of not only capital projects but also day-to-day operational costs and activities.
- Given the increase in playing numbers for season 2018/19, the Club's total expenditure for the year increased by \$38,277 (approximately 7.5% increase) compared to the prior year. The Club's major expenditure items for the year comprised:

- Ground maintenance costs for both our grounds at Yoku Road, as well as a number of junior grounds, which totalled \$181,875 or 31.64% of total revenue (last year 32.56%). This expense includes costs incurred with the additional revenue generated via the extension of our grass mowing arrangements with the Brisbane City Council;
- Coaching costs totalling \$111,537 or 19.40% of total revenue (last year 21.75%);
- Club clothing totalling \$74,807 or 13.01% of total revenue (last year 13.04%); and
- Administrator costs totalling \$38,409 or 6.69% of total revenue (last year 6.65%).

The Club review expenditure on an ongoing basis to ensure much of the expenditure is directed to cricket related activities. A focus of the past 12 months has been working with Queensland Cricket in relation to implementation of a new ground maintenance program which should generate annual reductions in our overall ground maintenance costs of approximately \$15,000 to \$20,000.

The Club continues to maintain strong cash balances which totalled \$126,682 as at 30 April 2019, an increase of \$48,789 during the year. Maintaining such a strong cash balance is envied by many clubs and enables us to continue to invest in the Club. A strong cash balance also gives us great leverage to pitch for grants to continue improving the facilities of the Club as we are able to meet a reasonable portion of any capital commitments ourselves.

Much of the remaining funds are earmarked for projects within our rolling development master plan, with the lighting project having been rolled out across the 2018/19 season. Special mention must go to Richard Anderson and Bob Donker who work tirelessly in applying for various grants that bring in funding for our Club to continue improving our facilities for all members.

The Club is currently undertaking a strategic review of operations to plan for its next phase of growth and to ensure it continues to meet the needs of our members for today and the years to come. The Club's Executive, together with the Junior Management Committee and other sub committees, are already working towards a number of strategic actions in this regard but acknowledge the Club is at a critical juncture, given the size of our playing base, where the historical reliance on a volunteer base to operate the Club is not sustainable. Accordingly, a key part of the Club's future operations will be planning for the introduction of paid administration roles within the Club, which will help to relieve the pressure on our volunteers but will hopefully ensure that the Club is able to leverage its brand and size in attracting new revenue streams to support us in growing the game of cricket and providing a memorable experience for all of our club members.

Many thanks to Pat Culpan and Peter Kent who provide tremendous support and assistance in my role as club Treasurer. Peter Kent in particular continues to look after our books and makes my job super easy (pun intended). A big thank you also to Danny Malone as JMC Treasurer, the whole JMC, my fellow Executive members, other volunteers and our many sponsors who contribute to Keeping Youth Busy in Sport. Without each and every one of your valuable inputs we would not be in a position where we can offer in excess of 1,400 young men and women, boys and girls the opportunity to experience our great game.

**Mark Jones**  
**Honorary Treasurer**



**INDEPENDENT AUDITOR'S REPORT**  
**TO THE MEMBERS OF**  
**VALLEY DISTRICT CRICKET CLUB INC.**

**Scope**

We have audited the Balance Sheet and Income & Expenditure Statement of the Valley District Cricket Club Inc for the year ended 30 April 2019.

The Office Bearers are responsible for the preparation and presentation of the Balance Sheet and Income & Expenditure Statement and the information contained therein. I have conducted an independent audit of the Balance Sheet and Income & Expenditure Statement in order to express an opinion on it to the members of the Valley District Cricket Club.

Our audit has been conducted in accordance with Australian Auditing Standards to provide reasonable assurance as to whether the Balance Sheet and Income & Expenditure Statement are free of material misstatement.

Our procedures included examination, on a test basis, of evidence supporting the amounts in the Balance Sheet and Income & Expenditure Statement and the evaluation of accounting policies and significant accounting estimates. These procedures have been undertaken to form an opinion as to whether, in all material respects, the Balance Sheet and Income & Expenditure Statement present a view which is consistent with our understanding of the financial position and the results of the operations of the Valley District Cricket Club.

The audit opinion expressed in this report has been formed on the above basis.

**Qualification**

It is not possible to establish control over donations, subscriptions and fund raising income prior to their entry into the accounting records, nor is it practical for me to ensure that all such income has been received and recorded. Our audit relating to donations, subscriptions, and fund raising income was therefore limited to the amounts recorded in the financial statements.

**Qualified Audit Opinion**

In our opinion, except for the effect, if any, on the Balance Sheet and Income & Expenditure Statement of the matter referred to in the qualification paragraph, the Balance Sheet and Income & Expenditure Statement presents fairly the financial position of the Valley District Cricket Club as at the 30 April 2019 and the results of its operations for the year then ended.

**Russell Maddock CPA**  
**Irwin & Associates Pty**



Kate Jones MP, Grant Mitchell, Pat Culpan and representatives from GPS Rugby Club officially turn on the new lights.  
(Front: Jack Beath, Christina Coulson and Gillian Chalmers)

**VALLEY DISTRICT CRICKET CLUB INC.**

**PROFIT & LOSS STATEMENT FOR THE YEAR ENDED 30 APRIL 2019**

| 2018               |   |                    | 2019              |
|--------------------|---|--------------------|-------------------|
| \$                 | Income  |                    | \$                |
|                    | <b>CA/QCA Funding</b>                           |                    |                   |
| 81,625.00          | ACA/CA/QCA Funding                              | 84,908.39          |                   |
| 645.45             | QCA Corporate Box Proceeds                      | 0.00               |                   |
| 416.67             | QCA Lord Taverner's Sponsorship                 | 416.67             |                   |
| 0.00               | QCA Sponsorship Distribution                    | 0.00               |                   |
| <u>82,687.12</u>   |   |                    | 85,325.06         |
|                    | <b>Match Fees &amp; Subscriptions</b>           |                    |                   |
| 78,530.49          | Seniors   | 88,459.98          |                   |
| 220,829.80         | Juniors   | 237,018.30         |                   |
| <u>299,360.29</u>  |   |                    | 325,478.28        |
|                    | <b>Canteen</b>                                  |                    |                   |
| 71,883.10          | Sales   | 78,177.88          |                   |
| 230.01             | Club Social Functions                           | 4,654.30           |                   |
|                    | Less: Cost of Sales                             |                    |                   |
| <u>(56,697.36)</u> | Canteen Stock & Expenses                        | <u>(73,425.00)</u> |                   |
| 15,415.75          |   |                    | 9,407.18          |
|                    | <b>Other Income</b>                             |                    |                   |
| 42,487.50          | Sponsorships                                    | 38,241.81          |                   |
| 3,940.84           | VDCC Old Boys Association                       | 3,045.42           |                   |
| 3,953.18           | Ground & Clubhouse Hire                         | 7,081.83           |                   |
| 1,561.16           | Bank Interest                                   | 2,144.76           |                   |
| 38,570.48          | Cricket Academy                                 | 46,355.55          |                   |
| 4,779.17           | Art Unions & Raffles                            | 14,231.33          |                   |
| 1,674.55           | Merchandise Sales                               | 2,993.63           |                   |
| 20,508.35          | Grass Cutting                                   | 39,291.97          |                   |
| 4,927.73           | Commissions                                     | 1,231.82           |                   |
| <u>122,402.96</u>  |   |                    | 154,618.12        |
| <u>519,866.12</u>  | <b>Total Income</b>                             |                    | <u>574,828.64</u> |
|                    | <b>Expenses</b>                                 |                    |                   |
|                    | <b>Fees &amp; Charges</b>                       |                    |                   |
| 4,936.36           | QCA/Player Insurance                            | 5,050.00           |                   |
| 5,850.00           | Qld Sub Districts Cricket Assoc.                | 7,760.00           |                   |
| 15,846.46          | Brisbane North Junior Cricket Assoc.            | 19,987.36          |                   |
| 1,416.82           | Warehouse Cricket Association                   | 2,895.45           |                   |
| 150.00             | Other Junior Cricket Associations               | 250.00             |                   |
| <u>28,199.64</u>   |   |                    | 35,942.81         |
|                    | <b>Cricket Equipment &amp; Players Expenses</b> |                    |                   |
| 35,345.54          | Cricket Ball Expenses                           | 35,831.15          |                   |
| 4,455.72           | Cricket Equipment Expenses                      | 10,961.52          |                   |
| 1,325.46           | Scorebooks                                      | 2,078.19           |                   |
| 66,473.26          | Coaching - Seniors                              | 70,325.65          |                   |
| 19,155.45          | Coaching - Juniors                              | 11,447.50          |                   |
| 27,457.50          | Coaching - Academy                              | 29,764.17          |                   |
| 6,519.13           | Trophy Night - Seniors                          | 6,521.51           |                   |
| 2,753.54           | Trophy Day - Juniors                            | 2,610.62           |                   |
| 7,908.55           | Annual Report                                   | 10,856.36          |                   |
| 3,837.22           | Photographs                                     | 478.50             |                   |
| 67,769.55          | Club Shirts, Caps & Merchandise                 | 74,807.38          |                   |
| <u>243,000.92</u>  |   |                    | 255,682.55        |

PTO for further EXPENSES



| 2018               |   | 2019               |
|--------------------|---|--------------------|
| \$                 | EXPENSES (continued)                        | \$                 |
|                    | <b>Grounds &amp; Building Expenses</b>      |                    |
| 128,180.93         | Ground Maintenance                          | 133,587.90         |
| 3,996.40           | Groundsman - Wages                          | 0.00               |
| 2,369.08           | Superannuation (including Groundsman)       | 2,138.57           |
| 662.45             | Workers Compensation                        | 394.04             |
| 6,351.87           | Council Rates & Lease Charges               | 7,867.38           |
| 5,605.36           | Machinery Repairs & Maintenance             | 4,668.31           |
| 1,110.00           | Ground Hire Expense                         | 6,617.73           |
| 5,538.71           | Building Maintenance/Cleaning               | 8,479.55           |
| 4,007.75           | Waste Disposal                              | 4,129.37           |
| 11,446.17          | General Insurance                           | 13,992.63          |
| <u>169,268.72</u>  |   | <u>181,875.48</u>  |
|                    | <b>Administration Expenses</b>              |                    |
| 1,636.32           | Telephone                                   | 1,636.32           |
| 446.66             | Stationery                                  | 760.42             |
| 7,410.49           | Bank Charges                                | 8,043.62           |
| 975.00             | Donations                                   | 1,000.00           |
| 7,000.00           | Honoraria                                   | 7,000.00           |
| 34,591.26          | Administrators                              | 38,409.34          |
| 260.85             | Government Charges & Fees                   | 267.37             |
| 218.23             | Postage & Shipping                          | 181.82             |
| 6,063.60           | Club Functions & Meetings                   | 3,667.39           |
| 518.64             | Advertising                                 | 646.37             |
| 970.78             | Gas   | 3,720.54           |
| 10,559.75          | Electricity                                 | 9,496.52           |
| 294.51             | Computer & Website Expenses                 | 1,281.24           |
| 1,942.72           | Audit & Bookkeeping Expenses                | 2,022.76           |
| <u>72,888.81</u>   |   | <u>78,133.71</u>   |
| 513,358.09         | <b>Total Operating Expenses</b>             | 551,634.55         |
| <u>6,508.03</u>    | <b>Operating Surplus / (Deficit)</b>        | <u>23,194.09</u>   |
|                    | <b>Depreciation &amp; Amortisation</b>      |                    |
| 18,454.50          | Depreciation                                | 18,295.61          |
| 51,356.15          | Amortisation                                | 65,939.75          |
| (3,047.52)         | Loss (Profit) on Disposal of Assets         | 3,661.47           |
| <u>66,763.13</u>   |   | <u>87,896.83</u>   |
| <u>580,121.22</u>  | <b>Total Expenses</b>                       | <u>639,531.38</u>  |
| <u>(60,255.10)</u> | <b>Profit (Loss) Before Abnormal Income</b> | <u>(64,702.74)</u> |
|                    | <b>Abnormal Income</b>                      |                    |
| 63,582.25          | Grants                                      | 149,382.25         |
| 0.00               | Prior Year Adjustments (GST/Super)          | 0.00               |
| <u>3,327.15</u>    | <b>Net Surplus / (Deficit)</b>              | <u>84,679.51</u>   |

**VALLEY DISTRICT CRICKET CLUB INC.**  
**BALANCE SHEET AS AT 30 APRIL 2019**

| 2018                     |  | 2019                     |
|--------------------------|--|--------------------------|
| \$                       |  | \$                       |
|                          | <b>Current Assets</b>                      |                          |
|                          | Cash on Hand                               |                          |
| 2,658.51                 | Suncorp Cheque Account                     | 16,245.67                |
| 73,229.43                | Suncorp - VDCC Special Projects A/c        | 108,441.76               |
| 2,005.00                 | Suncorp - Cash Card Account                | 1,995.00                 |
| <u>77,892.94</u>         | Total Cash on Hand                         | <u>126,682.43</u>        |
| 20,212.85                | Stock                                      | 17,413.05                |
| <u>18,666.21</u>         | Sundry Debtors                             | <u>34,063.40</u>         |
|                          |  | 51,476.45                |
| <u>116,772.00</u>        | Total Current Assets                       | <u>178,158.88</u>        |
|                          | <b>Current Liabilities</b>                 |                          |
| 2,985.50                 | Trade Creditors                            | 50,243.15                |
| 1,848.84                 | Other Creditors                            | 1,529.05                 |
| 2,097.85                 | Net GST Obligation                         | 1,318.42                 |
| <u>6,932.19</u>          | Total Current Liabilities                  | <u>53,090.62</u>         |
| 109,839.81               | <b>Working Capital</b>                     | 125,068.26               |
|                          | <b>Non-Current Assets</b>                  |                          |
|                          | Buildings & Improvements                   |                          |
| 3,176.84                 | Roller Shed at cost                        | 3,176.84                 |
| 136,222.27               | Groundsman's 6-Bay Shed at cost            | 136,222.27               |
| 94,882.49                | Pavilion (Peter Easton Oval)               | 94,882.49                |
| 150,560.68               | Improvements at cost                       | 150,560.68               |
| (161,865.45)             | Amortisation - Building & Improvements     | (169,777.28)             |
| <u>222,976.83</u>        | Total Buildings & Improvements             | <u>215,065.00</u>        |
|                          | Plant, Machinery & Equipment               |                          |
| 276,356.45               | Plant, Machinery & Equipment               | 277,451.90               |
| (192,009.04)             | Accum. Deprec. - Plant, Machinery & Equip. | (203,695.22)             |
| <u>84,347.41</u>         | Total Plant & Equipment                    | <u>73,756.68</u>         |
|                          | Grounds                                    |                          |
| 409,821.88               | Ground Redevelopment (at cost)             | 409,821.88               |
| 62,539.05                | Field Lighting Project (at cost)           | 208,375.14               |
| 125,243.58               | Nets Refurbishment 07/08 (at cost)         | 125,243.58               |
| 117,653.17               | New Nets/Old Groundsman's Shed (at cost)   | 117,653.17               |
| 29,585.45                | New Wicket - Jubilee Park                  | 29,585.45                |
| (318,146.06)             | Amortisation - Grounds                     | (376,173.98)             |
| <u>426,697.07</u>        | Total Grounds                              | <u>514,505.24</u>        |
| <u>734,021.31</u>        | Total Non-Current Assets                   | <u>803,326.92</u>        |
|                          | <b>Non-Current Liabilities</b>             |                          |
| 4,868.50                 | Vidler Memorial Trophy Trust               | 4,723.05                 |
| <u>4,868.50</u>          | Total Non-Current Liabilities              | <u>4,723.05</u>          |
| <u><u>838,992.62</u></u> | <b>Net Assets</b>                          | <u><u>923,672.13</u></u> |
|                          | <b>Accumulated Funds</b>                   |                          |
| 835,665.47               | Balance 1 May 2018                         | 838,992.62               |
| 3,327.15                 | Current Year Surplus / (Deficit)           | 84,679.51                |
| <u><u>838,992.62</u></u> | <b>Total Accumulated Funds</b>             | <u><u>923,672.13</u></u> |

## TROPHIES & AWARDS

### **Keith Dudgeon Sports Goods Trophy - First Grade Champion:**

**Andrew Gode** – 607 runs, 33 wickets, 8 catches: 33.81 points

### **Gill Chapman Trophy - First Grade Squad Encouragement Award:**

**Mens:** Dylan McLachlan

**Ladies:** Gillian Chalmers

### **Geoff Trivett Trophy - First Grade Limited Over Champion:**

**Andrew Gode** – 741 runs, 16 wickets, 8 catches: 31.03 points

### **A.C. Dibdin Trophy for the Lower Grades Club Champion:**

**Zanden Jeh** - 367 runs, 45 wickets, 7 catches: 31.11 points

### **Peter Easton Trophy for the Foremost Under 18 Grade Players:**

**Mens:** Zanden Jeh

**Ladies:** Charli Knott

### **Broadly, Rees, Hogan - Ladies 1<sup>st</sup> Grade Champion Player:**

**Letysha Randall** - 516 runs, 24 wickets, 6 catches: 26.88 points

### **Broadly, Rees, Hogan - Ladies Lower Grade Champion Player:**

**Sofi Maddox** - 155 runs, 15 wickets, 6 catches: 12.45 points

### **Ken Mossop Memorial Trophy for Most Runs in all Premiership Grades:**

**Kara Sutherland** - 701 runs in Women's 1st Grade

### **Norm McMahon Memorial Trophy for Most Wickets in all Premiership Grades:**

**Greg Carlson** - 53 wickets in B3 Sub Districts

### **Ray Heaps Trophy for the Highest Score in all Grades:**

**Nick Stevens** - 157 runs v Toombul in 1st Grade

### **C.R. Thorne Memorial Trophy for Highest Partnership all Grades:**

**Dean Perkains and Thomas Collier**

226 runs v Valley (1) in 6th Grade

### **Doug Thorne Memorial Trophy for the Best Bowling Performance in all Grades:**

**Greg Carlson** - 8 / 25 v Coorparoo in B3 Sub Districts

### **Doug Murphy Memorial Trophy for the Most Dismissals by a Wicket Keeper:**

**Sam Hicks** - 29 (20 catches & 9 stumpings) in 6th Grade

### **W. Leggat Memorial Trophies for the Most Catches by a Fieldsman:**

**Owen Lynch** - 12 catches

**Jonte Brown** - 12 catches

### **Player of the Final Awards:**

**1st Grade:** Josh Dascombe

**2nd Grade:** Shane Kabel

**3rd Grade:** Jacques Badenhorst

**4th Grade:** Anthony Horgan

**6th Grade:** Fergus Rees

### **Outstanding Batting Achievement:**

**Andrew Gode** - 1348 runs in 1st Grade (all forms)

### **Frank Flynn Memorial Trophies:**

Awarded to special club members who provided outstanding service and great club spirit: **Peter Sherman**

### **Col Hoy Memorial Encouragement Award Trophies:**

Col Hoy was one of Valley's most well-known and popular members. Col played 267 games for the club, from 1939 to 1987. He also had a successful umpiring career which included standing in the famous 1960/61 Tied Test at The Gabba between Australia and the West Indies, and in World Series Cricket in the late 70's. These trophies are presented in recognition of the performances, potential and good attitude of these young players:

**Sierra Jeh, Sofi Maddox, Aster Cowan-Dillon & Cameron Willis.**

### **Frank & Noreen Vidler Memorial Trophy:**

This important trophy is awarded to the person who has made the most significant contribution in relation to junior or youth cricket during the season. The person could be a coach, player, administrator, committee member, mentor or volunteer, provided that person is involved in junior cricket at the club.

This season's winner of the Frank and Noreen Vidler Memorial Trophy is **Chris Zipf**

### **Averages Trophies:**

*Qualification Rules: (Semi-Finals and Finals are included)*

*Batting: Senior Grades: Minimum 7 innings and 200 runs*

*U/16 Lord's Taverners: Minimum 4 innings, or two thirds of most number of innings, and 100 runs*

*Bowling: Senior Grades: Minimum 65 overs and 15 wickets*

*U/16 Lord's Taverners: Minimum 30 overs and 6 wickets*

**Women's 1st Grade Batting:** Kara Sutherland – 701 runs @ 50.07

**Women's 1st Grade Bowling:** Christina Coulson – 20 wickets @ 13.20

**Women's 2nd Grade Batting:** Christie Lewis – 253 runs @ 28.11

**Women's 2nd Grade Bowling:** Abby Harris - 15 wickets @ 13.80

**1st Grade Batting:** Andrew Gode - 607 runs @ 50.58

**1st Grade Bowling:** Luke Feldman - 17 wickets @ 23.00

**2nd Grade Batting:** Dylan McLachlan - 377 runs @ 75.40

**2nd Grade Bowling:** Bill Kruip – 17 wickets @ 25.88

**3rd Grade Batting:** Jacques Badenhorst - 418 runs @ 41.80

**3rd Grade Bowling:** Harry Collier - 27 wickets @ 10.19

**4th Grade Batting:** Byron Gale - 270 runs @ 33.75

**4th Grade Bowling:** Mitch Stubbings – 15 wickets @ 12.80

**5th Grade Batting:** Micky Rana - 239 runs @ 18.38

**5th Grade Bowling:** Martin Blackman - 22 wickets @ 10.64

**6th (1) Grade Batting:** Fergus Rees - 209 runs @ 41.80

**6th (1) Grade Bowling:** Clinton Kempnich - 33 wickets @ 10.55

**6th (2) Grade Batting:** Dan Cook - 234 runs @ 34.88

**6th (2) Grade Bowling:** Jack O'Neill - 22 wickets @ 9.32

**B3 Sub Districts Batting:** Sean Scott-Burrows - 298 runs @ 29.80

**B3 Sub Districts Bowling:** Greg Carlson - 53 wickets @ 7.96

**C1 Sub Districts Batting:** Matthew Riall – 205 runs @ 22.78

**C1 Sub Districts Bowling:** Tom Anderson – 20 wickets @ 12.10

**U/16 LT Grade Batting:** Thomas Collier – 348 runs @ 43.50

**U/16 LT Grade Bowling:** Zanden Jeh - 18 wickets @ 17.11

## REPRESENTATIVE PLAYERS

|                                      |   |
|--------------------------------------|---|
| <b>AUSTRALIA</b>                     | Usman Khawaja   |
| <b>AUSTRALIAN INDIGENOUS (Women)</b> | Christina Coulson   |
| <b>QUEENSLAND</b>                    | Usman Khawaja<br>Luke Feldman<br>Jack Wildermuth<br>Mark Steketee<br>Lachlan Pfeffer<br>Andrew Gode |
| <b>QUEENSLAND (Women)</b>            | Charli Knott  |
| <b>QUEENSLAND ACADEMY OF SPORT</b>   | Lachlan Pfeffer<br>Mark Steketee<br>Luke Feldman<br>Andrew Gode                                     |
| <b>QUEENSLAND COUNTRY (Women)</b>    | Lexie Muller  |

|   |                                   |
|---|-----------------------------------|
| <b>AUSTRALIA OVER 50</b>                    | Gavin Brown                       |
| <b>QUEENSLAND OVER 50</b>                   | Gavin Brown, Darin Turner         |
| <b>QUEENSLAND UNDER 18 (Female)</b>         | Charli Knott, Emily Vallance      |
| <b>NORTHERN TERRITORY UNDER 18 (Female)</b> | Jessica Bradley, Gillian Chalmers |



Gavin Brown (L) and Trent Ryan after helping Australia defeat Pakistan to in the Over 50's World Cup.

## **QUEENSLAND CRICKET AVERAGES AWARDS (All Clubs)**

### **QCA AVERAGE AWARD QUALIFICATIONS**

|         |   |
|---------|---|
| Batting | 200 runs and a total number of innings which is the lesser of 9 or two thirds of the greatest number of innings commenced by any player of their Club in that Grade |
| Bowling | 20 wickets and a minimum of 510 balls in the Grade  |
| Note    | Queensland Cricket averages do not include Semi-Finals and Finals   |

### **Congratulations to the following Valley place-getters:**

| Grade               | Category        | Player                 | Average | Place |
|---------------------|-----------------|------------------------|---------|-------|
| First Grade         | Batting (2 day) | AJ (Andrew) Gode       | 61.44   | 3rd   |
| Second Grade        | Bowling         | SS (Shane) Kabel       | 16.84   | 5th   |
| Third Grade         | Batting         | KP (Kuyen) Lewis       | 40.71   | 4th   |
| Third Grade         | Batting         | J (Jacques) Badenhorst | 36.78   | 5th   |
| Third Grade         | Bowling         | HJ (Harry) Collier     | 9.08    | 1st   |
| Fourth Grade        | Bowling         | JJ (James) Wallington  | 15.95   | 5th   |
| Fifth Grade         | Batting         | LM (Luke) Boncompagni  | 32.56   | 5th   |
| Fifth Grade         | Bowling         | MT (Martin) Blackman   | 10.64   | 2nd   |
| Sixth Grade         | Batting         | ML (Michael) Shinnick  | 44.38   | 5th   |
| Sixth Grade         | Bowling         | JP (Jack) O'Neill      | 9.32    | 2nd   |
| Sixth Grade         | Bowling         | CF (Clinton) Kempnich  | 10.82   | 3rd   |
| Sixth Grade         | Bowling         | B (Brendan) Badenhorst | 16.40   | 5th   |
| Women's First Grade | Batting         | K (Kara) Sutherland    | 49.83   | 2nd   |
| Women's First Grade | Batting         | CR (Charli) Knott      | 33.42   | 6th   |
| Women's First Grade | Batting         | LJ (Leteysa) Randall   | 33.14   | 7th   |
| Women's First Grade | Bowling         | LJ (Leteysa) Randall   | 19.29   | 4th   |
| Women's First Grade | Bowling         | LK (Lexie) Muller      | 20.50   | 8th   |

## **QUEENSLAND CRICKET OTHER AWARDS (All Clubs)**

### **Congratulations to the following Valley place-getters:**

| Grade               | Category                     | Player                 | Performance              | Place     |
|---------------------|------------------------------|------------------------|--------------------------|-----------|
| First Grade         | Leading Run Scorer (2 day)   | AJ (Andrew) Gode       | 553 runs                 | 5th       |
| First Grade         | Leading Run Scorer (1 day)   | AJ (Andrew) Gode       | 179 runs                 | Equal 4th |
| First Grade         | Leading Run Scorer (T20)     | AJ (Andrew) Gode       | 380 runs                 | 2nd       |
| First Grade         | Leading Wicket Taker (2 day) | AJ (Andrew) Gode       | 22 wickets               | Equal 6th |
| First Grade         | Leading Wicket Taker (1 day) | Mark Steketee          | 7 wickets                | Equal 2nd |
| First Grade         | Leading Wicket Taker (1 day) | JM (Joshua) Dascombe   | 7 wickets                | Equal 2nd |
| First Grade         | Best Bowling (2 day)         | AJ (Andrew) Gode       | 7 wickets for 57 runs    | 2nd       |
| First Grade         | Most Dismissals (2 day)      | LD (Lachlan) Pfeffer   | 18 catches & 1 stumping  | 3rd       |
| Second Grade        | Leading Wicket Taker         | SS (Shane) Kabel       | 31 wickets               | 1st       |
| Third Grade         | Leading Wicket Taker         | JR (Jack) Hogarth      | 28 wickets               | 1st       |
| Third Grade         | Most Dismissals              | CD (Christian) Murphy  | 25 catches & 0 stumpings | 1st       |
| Sixth Grade         | Leading Run Scorer           | ML (Michael) Shinnick  | 577 runs                 | 1st       |
| Women's First Grade | Leading Run Scorer           | K (Kara) Sutherland    | 598 runs                 | 1st       |
| Women's First Grade | Leading Run Scorer           | LJ (Leteysa) Randall   | 464 runs                 | 6th       |
| Women's First Grade | Leading Run Scorer           | CR (Charli) Knott      | 401 runs                 | 9th       |
| Women's First Grade | Highest Score                | CR (Charli) Knott      | 129* runs                | 7th       |
| Women's First Grade | Leading Wicket Taker         | LJ (Leteysa) Randall   | 24 wickets               | Equal 1st |
| Women's First Grade | Leading Wicket Taker         | CR (Christina) Coulson | 20 wickets               | Equal 9th |
| Women's First Grade | Leading Wicket Taker         | LK (Lexie) Muller      | 20 wickets               | Equal 9th |
| Women's First Grade | Best Bowling                 | CR (Christina) Coulson | 5 wickets for 17 runs    | 6th       |
| Women's First Grade | Best Bowling                 | CR (Christina) Coulson | 5 wickets for 23 runs    | 7th       |
| Women's First Grade | Most Dismissals              | JA (Jessica) Bradley   | 12 catches & 2 stumpings | 3rd       |

## PETER BURGE MEDAL POINTS

Points awarded on a 3-2-1 basis by the umpires for each day of play of every First Grade game (except finals).

| Player             | Club                     | Points    |
|--------------------|--------------------------|-----------|
| <b>Andrew Gode</b> | <b>Valley</b>            | <b>55</b> |
| Alecz Day          | Sunshine Coast           | 48        |
| Nathan McSweeney   | Northern Suburbs         | 48        |
| Bryce Street       | Sandgate-Redcliffe       | 44        |
| Jonte Pattison     | Western Suburbs          | 40        |
| Sam Truloff        | Western Suburbs          | 40        |
| Harrison Wood      | Ipswich / Logan          | 39        |
| Cameron Gannon     | Northern Suburbs         | 34        |
| Peter George       | Wynnum Manly             | 30        |
| Jack Clayton       | University of Queensland | 29        |

## PETER BURGE MEDAL WINNERS

|         |   |
|---------|---|
| 1990/91 | Andrew Hammelmann (Souths) & Bob McGhee (Toombul)             |
| 1991/92 | Peter Clifford (Toombul)                                      |
| 1992/93 | Andrew Courtice (University of QLD)                           |
| 1993/94 | Adam Dale (Wynnum-Manly)                                      |
| 1994/95 | Dominic Ovenden (N), Peter Skuse (T) & Scott Prestwidge (W-M) |
| 1995/96 | Adam Dale (Wynnum-Manly)                                      |
| 1996/97 | Jeff Pfaff (Gold Coast)                                       |
| 1997/98 | Paul Argent (Souths)  |
| 1998/99 | Mick Miller (Norths)  |
| 1999/00 | Brendan Creevey (Sandgate-Redcliffe)                          |
| 2000/01 | Dale Turner (Souths)  |
| 2001/02 | Greg Rowell (Wests)   |
| 2002/03 | Aaron Nye (Wests)   |
| 2003/04 | Nathan Rimmington (Sandgate-Redcliffe)                        |
| 2004/05 | Derek Tate (Toombul)  |

|                |  |
|----------------|--|
| 2005/06        | Ben Laughlin (Wynnum-Manly)            |
| 2006/07        | Aaron Nye (Wests)                      |
| 2007/08        | Glen Baticciotto (Sandgate-Redcliffe)  |
| 2008/09        | Craig Phillipson (University of QLD)   |
| 2009/10        | Chris Lynn (Toombul)                   |
| 2010/11        | Nick Fitzpatrick (Sunshine Coast)      |
| 2011/12        | Brian May (Souths)                     |
| 2012/13        | Brad Ipson (Gold Coast)                |
| 2013/14        | Simon Milenko (Redlands)               |
| 2014/15        | Scott Walter (University of QLD)       |
| 2015/16        | Sam Truloff (Western Suburbs)          |
| 2016/17        | Michael Phillipson (University of QLD) |
| 2017-18        | Alecz Day (Sunshine Coast)             |
| <b>2018/19</b> | <b>Andrew Gode (Valley)</b>            |

## KATH SMITH MEDAL POINTS

Points awarded on a 3-2-1 basis by the umpires for each day of play of every First Grade game (except finals).

| Player                   | Club               | Points    |
|--------------------------|--------------------|-----------|
| Jemma Barsby             | Sandgate-Redcliffe | 25        |
| <b>Leteysa Randall</b>   | <b>Valley</b>      | <b>24</b> |
| Sterre Kalis             | Ipswich / Logan    | 22        |
| <b>Kara Sutherland</b>   | <b>Valley</b>      | <b>21</b> |
| Grace Harris             | Western Suburbs    | 21        |
| <b>Christina Coulson</b> | <b>Valley</b>      | <b>20</b> |
| Sammy-Jo Johnson         | Gold Coast         | 20        |
| Carly Fuller             | Gold Coast         | 18        |
| Tess Cooper              | Sandgate-Redcliffe | 18        |
| Maggie Murphy            | Western Suburbs    | 13        |
| Courtney Sippel          | Western Suburbs    | 16        |
| Georgia Redmayne         | Gold Coast         | 16        |

## KATH SMITH MEDAL WINNERS

|                |                                   |
|----------------|-----------------------------------|
| <b>2002-03</b> | <b>Trish Brown (Valley)</b>       |
| 2003-04        | Trish Brown (Wynnum-Manly)        |
| 2004-05        | Trish Brown (Wynnum-Manly)        |
| 2005-06        | Trish Brown (Wynnum-Manly)        |
| 2006-07        | Melissa Bulow (Western Suburbs)   |
| 2007-08        | Jude Coleman (Beenleigh/Logan)    |
| 2008-09        | Melissa Bulow (Western Suburbs)   |
| 2009-10        | Melissa Bulow (Western Suburbs)   |
| 2010-11        | Jess Jonassen (University of Qld) |
| 2011-12        | Jess Jonassen (University of Qld) |
| 2012-13        | Jude Coleman (Ipswich/Logan)      |
| 2013-14        | Delissa Kimmince (Gold Coast)     |
| 2014-15        | Delissa Kimmince (Gold Coast)     |
| 2015-16        | Grace Harris (Western Suburbs)    |
| 2016-17        | Abigail Godrey (Gold Coast)       |
| 2017-18        | Sammy-Jo Johnson (Gold Coast)     |
| 2018/19        | Jemma Barsby (Sandgate-Redcliffe) |

# HONOUR BOARD - 2018/19

## TOP 10 TABLES

First – Sixth Grades, B3 & C1 Sub Districts Grades & Under 16 Lord's Taverners Grade  
(Not including performances in some One Day & T20 Competitions such as in First Grade, Over 40's Grade & Sunday Legends)

### TOP 10 RUN-SCORERS

|    | Player       | Total |
|----|--------------|-------|
| 1  | Gode AJ      | 601   |
| 2  | Shinnick ML  | 586   |
| 3  | Perkins DM   | 582   |
| 4  | Collier TA   | 526   |
| 5  | Beath JH     | 529   |
| 6  | McLachlan DP | 508   |
| 7  | West OG      | 493   |
| 8  | Lewis KPV    | 488   |
| 9  | Badenhorst J | 449   |
| 10 | King FJ      | 442   |

### TOP 10 WICKET-TAKERS

|    | Player      | Total |
|----|-------------|-------|
| 1  | Carlson GJ  | 51    |
| 2  | Jeh Z       | 45    |
| 3  | Horgan AR   | 38    |
| 4  | Collier HJ  | 36    |
| 5  | Jolly TH    | 34    |
|    | Kabel SS    | 34    |
|    | Walter MG   | 34    |
|    | Gode AJ     | 34    |
| 8  | Kempnich CF | 33    |
| 10 | Hogarth JR  | 30    |
|    | Cramb TM    | 30    |

### TOP 10 FIELDING DISMISSALS (including 'keepers)

|   | Player           | Catches | Stumpings | Total |
|---|------------------|---------|-----------|-------|
| 1 | Hicks ST         | 19      | 9         | 28    |
| 2 | Pfeffer LD       | 25      | 1         | 26    |
| 3 | Murphy CD        | 24      | 1         | 25    |
|   | Shallcross MG    | 23      | 2         | 25    |
| 5 | Garske WA        | 16      | 3         | 19    |
| 6 | Scott-Burrows SR | 15      | 1         | 16    |
|   | Bradford N       | 12      | 4         | 16    |
| 8 | Hicks JJ         | 13      | 0         | 13    |
| 9 | Brown JI         | 12      | 0         | 12    |
|   | Lynch ON         | 12      | 0         | 12    |

### TOP 10 FIRST GRADE CHAMPION POINT SCORERS

|    | Player                | Points |
|----|-----------------------|--------|
| 1  | Gode, Andrew J        | 33.81  |
| 2  | Pfeffer, Lachlan D    | 20.68  |
| 3  | Dascombe, Joshua M    | 16.32  |
| 4  | Lynch, Owen N         | 14.56  |
| 5  | Neill, Joshua S       | 13.03  |
| 6  | Stevens, Nick G       | 12.47  |
| 7  | Beath, Jack H         | 10.47  |
| 8  | Knight, Christopher L | 9.50   |
| 9  | Wildermuth, Jack D    | 8.92   |
| 10 | Mullen, Dylan C       | 8.00   |

### TOP 10 CLUB\* CHAMPION POINT SCORERS

|    | Player              | Points |
|----|---------------------|--------|
| 1  | Carlson, Greg J #   | 32.09  |
| 2  | Jeh, Zanden         | 31.11  |
| 3  | Kabel, Shane S      | 27.94  |
| 4  | Badenhorst, Jacques | 23.72  |
| 5  | Collier, Thomas A   | 21.78  |
| 6  | Hicks, James J      | 21.40  |
| 7  | Collier, Harry J    | 21.12  |
| 8  | Badenhorst, Brendan | 20.75  |
| 9  | Shinnick, Michael L | 20.68  |
| 10 | Horgan, Anthony R   | 18.44  |

\* not including First Grade

# Ineligible due to suspension.

(Points system for the above two tables: .03/run, .40/wicket, .30/catch, .40/stumping)

## OUTSTANDING PERFORMANCE TABLES

### CENTURY SCORERS

|    | Player         | Score | Grade             | Opponents                |
|----|----------------|-------|-------------------|--------------------------|
| 1  | Stevens NG     | 157   | 1st Grade         | Toombul                  |
| 2  | Gode AJ        | 153   | 1st Grade         | South Brisbane           |
| 3  | Beath JH       | 152*  | 2nd Grade         | Ipswich / Logan          |
| 4  | Kabel SS       | 150*  | 1st Grade         | Gold Coast               |
| 5  | Perkins DM     | 146*  | 6th(2) Grade      | Northern Suburbs         |
| 6  | Perkins DM     | 139*  | 6th(2) Grade      | 6th(1) Grade             |
| 7  | Knott CR       | 129*  | Katherine Raymont | Gold Coast               |
| 8  | Lewis KPV      | 123   | 3rd Grade         | South Brisbane           |
| 9  | McGill NM      | 121*  | 3rd Grade         | Gold Coast               |
| 10 | Thomasson FS   | 120   | Taverners         | Northern Suburbs         |
|    | Boncompagni LM | 120   | 4th Grade         | Toombul                  |
| 12 | McLachlan DP   | 116*  | 1st Grade         | Sunshine Coast           |
| 13 | Cook DJ        | 114*  | 6th(2) Grade      | Northern Suburbs         |
| 14 | Riall MP       | 113   | C1                | Park Ridge               |
| 15 | Gode AJ        | 110   | 1st Grade T20     | Western Suburbs          |
|    | Dascombe JM    | 110   | 1st Grade         | University of Queensland |
| 17 | Conway TJ      | 108   | 6th(1) Grade      | Wynnum-Manly             |
| 18 | McLachlan DP   | 106*  | 1st Grade         | South Brisbane           |
| 19 | Gode AJ        | 105   | 1st Grade         | Wynnum-Manly             |
| 20 | Badenhorst B   | 104*  | 6th(1) Grade      | Northern Suburbs         |
| 21 | Lewis KPV      | 102*  | 4th Grade         | Gold Coast               |
| 22 | Sutherland K   | 102   | Katherine Raymont | Western Suburbs          |
| 23 | Rees HI        | 101   | 6th(1) Grade      | 6th(2) Grade             |
| 24 | Randall LJ     | 100*  | Katherine Raymont | Western Suburbs          |

### CENTURY PARTNERSHIPS

|    | Players                       | Runs | Wicket | Grade   | Opponents                |
|----|-------------------------------|------|--------|---------|--------------------------|
| 1  | Perkins DM & Collier TA       | 226  | 3rd    | 6th(2)  | Valley 6th(1)            |
| 2  | Boncompagni LM & Garske WA    | 209  | 2      | 4th     | Toombul                  |
| 3  | Collier TA & Thomasson FS     | 193  | 3      | Tav     | Northern Suburbs         |
| 4  | Badenhorst B & Singh P        | 175  | 7      | 6th(1)  | Wynnum-Manly             |
| 5  | Gode AJ & Neill JS            | 173  | 5      | 1st     | South Brisbane           |
| 6  | Stevens NG & Wildermuth JD    | 168  | 4      | 1st     | Toombul                  |
| 7  | Friend MA & Shinnick ML       | 160  | 1      | 6th(1)  | South Brisbane           |
| 8  | Neill JS & Lockhart-Krause AA | 151* | 6      | 1st     | Sandgate-Redcliffe       |
| 9  | Stutter LR & McLachlan BD     | 148  | 3      | 2nd     | Sunshine Coast           |
| 10 | Gode AJ & Pfeffer LD          | 147  | 1      | 1st T20 | Ipswich-Logan            |
| 11 | Lewis KPV & Murphy CD         | 142  | 7      | 3rd     | South Brisbane           |
| 12 | Rees HI & Hicks JJ            | 138  | 3      | 6th(1)  | Valley 6th(2)            |
|    | West OG & Toolis MJ           | 136  | 1      | 2nd     | Redlands                 |
| 14 | Pfeffer L & Gode AJ           | 132  | 1      | 1st T20 | Western Suburbs          |
| 15 | Wildermuth JD & Dascombe JM   | 130  | 7      | 1st     | University of Queensland |
|    | Badenhorst B & Shinnick ML    | 130  | 1      | 6th(1)  | Toombul                  |
| 17 | Neill JS & West OG            | 129* | 5      | 2nd T20 | South Brisbane           |
| 18 | Cook DJ & O'Neill JP          | 127  | 4      | 6th(2)  | Northern Suburbs         |
| 19 | Perkins DM & Pappalardo TS    | 124* | 4      | 6th(2)  | Northern Suburbs         |
| 20 | Gode AJ & Pfeffer LD          | 121  | 1      | 1st T20 | South Brisbane           |
| 21 | Lynch ON & Neill JS           | 120  | 5      | 1st     | Ipswich / Logan          |
|    | Wing MJ & Knight JA           | 120  | 2      | 3rd     | Toombul                  |
| 23 | Neill JS & West OG            | 118* | 4      | 2nd T20 | Sandgate-Redcliffe       |
| 24 | Stutter LR & Beath JH         | 116  | 3      | 2nd     | Ipswich/Logan            |
|    | Perkins DM & Horgan PM        | 116  | 3      | 6th(2)  | Northern Suburbs         |
| 26 | Randall LJ & Sutherland K     | 115  | 2      | KR      | Western Suburbs          |
| 27 | Knott CR & Coulson CR         | 114  | 3      | KR      | Gold Coast               |
| 28 | Lewis KPV & Francis CA        | 110  | 8      | 3rd     | Wynnum-Manly             |
| 29 | Collier HJ & Stubbings MT     | 108* | 8      | 4th     | South Brisbane           |
| 30 | Kabel @@ & Asnicar AS         | 107* | 6      | 2nd T20 | Gold Coast               |
| 31 | Collier TA & Jeh Z            | 103  | 3      | Tav     | Gold Coast               |
| 32 | Muller LK & Sutherland K      | 102* | 2      | KR      | University of Queensland |
| 33 | Bradford N & Collier TA       | 102  | 2      | Tav     | Sunshine Coast           |
|    | Ryall NJ & Leeson-Smith HW    | 102  | 3      | 6th(1)  | Toombul                  |
| 35 | Thomasson FS & Tolhurst AS    | 101* | 5      | Tav     | Ipswich / Logan          |
| 36 | Wenzel RZ & Mukherjee NK      | 100* | 2      | 6th(2)  | South Brisbane           |

(R) = Record \* = Unbroken Partnership



### 6 WICKETS OR MORE IN AN INNINGS

|   | Player     | Figures | Grade | Opponents         |
|---|------------|---------|-------|-------------------|
| 1 | Carlson GJ | 8-25    | B3    | Coorparoo         |
| 2 | Collier HJ | 8-36    | 3rd   | University of QLD |
| 3 | Gode AJ    | 7-57    | 1st   | Western Suburbs   |
| 4 | Horgan AR  | 6-16    | 5th   | South Brisbane    |
| 5 | Cramb TM   | 6-26    | 3rd   | Ipswich / Logan   |
| 6 | Puri S     | 6-36    | 4th   | Gold Coast        |

### 10 WICKETS OR MORE IN A MATCH

|  | Player | Figures | Grade | Opponents |
|--|--------|---------|-------|-----------|
|  | Nil    |         |       |           |

### 5 WICKETS OR MORE IN AN INNINGS

|    | Player       | Figures | Grade             | Opponents                |
|----|--------------|---------|-------------------|--------------------------|
| 1  | Brown KC     | 5-2     | 4th               | Ipswich / Logan          |
| 2  | Boyd BJ      | 5-9     | C1                | Wolston Park             |
| 3  | Carlson GJ   | 5-11    | B3                | Rochedale South          |
|    | Carlson GJ   | 5-11    | B3                | Brookfield United        |
| 5  | Cramb TM     | 5-13    | 2nd               | Western Suburbs          |
| 6  | Rees CI      | 5-14    | 6th(1)            | South Brisbane           |
|    | Jolly TH     | 5-14    | B3                | Everton Districts        |
| 8  | Alexander JP | 5-16    | C1                | Redland Sharks           |
| 9  | Coulson CR   | 5-17    | Katherine Raymont | University of Queensland |
| 10 | Kruip WJ     | 5-19    | 2nd               | University of Queensland |
| 11 | Coulson CR   | 5-23    | Katherine Raymont | University of Queensland |
| 12 | Gode, SJ     | 5-24    | Over 40's         | Western Suburbs          |
| 13 | Jeh Z        | 5-25    | 5th               | University of Queensland |
| 14 | O'Neill JP   | 5-27    | 6th(2)            | Wynnum-Manly             |
| 15 | Kempnich CF  | 5-29    | 6th(1)            | Redlands                 |
|    | Rees CI      | 5-29    | B3                | Coorparoo                |
|    | Hayes CM     | 5-29    | B3                | Coorparoo                |
| 18 | Jeh Z        | 5-30    | Taverners         | Wide Bay                 |
| 19 | Mullen DC    | 5-33    | 2nd               | Ipswich / Logan          |
| 20 | Kabel SS     | 5-36    | 1st               | Wynnum-Manly             |
| 21 | Collier HJ   | 5-39    | 3rd               | Western Suburbs          |
| 22 | Friend MA    | 5-45    | 6th(1)            | South Brisbane           |
| 23 | Kruip WJ     | 5-48    | 2nd               | Ipswich / Logan          |
|    | Kabel SS     | 5-48    | 1st               | South Brisbane           |
| 25 | Alexander JP | 5-53    | 5th               | Redlands                 |
| 26 | Hogarth JR   | 5-58    | 3rd               | Wynnum-Manly             |
|    | Walter MG    | 5-58    | 1st               | Northern Suburbs         |
|    | Whyte DM     | 5-58    | 1st               | Wynnum-Manly             |
| 29 | Cook DJ      | 5-82    | 5th               | Wynnum-Manly             |
| 30 | Horgan AR    | 5-92    | 4th               | University of Queensland |



Greg Carlson earned the Norm McMahon Memorial Trophy for Most Wickets in 2018/19. His 53 wickets this season included one haul of 8/36 and two 5-for's.

## SCORES OF 50 TO 99

| Player             | Score | Grade             | Opponents          |
|--------------------|-------|-------------------|--------------------|
| Gode AJ            | 99    | 1st - 1 Day       | Sunshine Coast     |
| Wing MJ            | 99    | 3rd               | Toombul            |
| Stevens NG         | 95    | 1st - 1 Day       | Sandgate-Redcliffe |
| Lewis KP           | 95    | 3rd               | Wynnum-Manly       |
| Gale BE            | 93*   | 4th               | Western Suburbs    |
| Garske WA          | 92    | 4th               | Toombul            |
| Badenhorst J       | 92    | 3rd               | University of QLD  |
| Wildermuth JD      | 91    | 1st               | Toombul            |
| Horgan PM          | 89    | B3                | Rochedale South    |
| Coulson CR         | 88*   | Katherine Raymont | Ipswich-Logan      |
| Carlson GJ         | 88*   | B3                | Taringa Rovers     |
| Wildermuth JD      | 88    | 1st               | University of QLD  |
| Beath JH           | 88    | 2nd T20           | Wynnum/Manly       |
| Collier TA         | 87*   | Taverners         | Sunshine Coast     |
| Badenhorst J       | 87    | 3rd               | Northern Suburbs   |
| Gode AJ            | 86    | 1st T20           | Ipswich-Logan      |
| Shinnick ML        | 86    | 6th(1)            | Northern Suburbs   |
| Perkins DM         | 85*   | B3                | Ashgrove           |
| Lockhart-Krause AA | 85*   | 1st               | Sandgate-Redcliffe |
| Nair KM            | 84*   | B3                | Everton Districts  |
| Kabel SS           | 83    | 2nd - 1 Day       | Toombul            |
| Collier TA         | 83    | Taverners         | Northern Suburbs   |
| Gode AJ            | 82*   | 1st - 1 Day       | Sunshine Coast     |
| McLachlan DP       | 82*   | 1st               | Redlands           |
| Gode AJ            | 82    | 1st T20           | Sandgate-Redcliffe |
| Perkins DM         | 82    | 5th               | Redlands           |
| Stutter LR         | 80    | 1st               | Sunshine Coast     |
| Shinnick ML        | 80    | 6th(1)            | Toombul            |
| Thomasson FS       | 78*   | Taverners         | Ipswich / Logan    |
| Randall LJ         | 78    | Katherine Raymont | Gold Coast         |
| Beath JH           | 78    | 2nd T20           | Gold Coast         |
| Friend MA          | 78    | 6th(1)            | South Brisbane     |
| Stubbings MT       | 77*   | 4th               | South Brisbane     |
| Jeh Z              | 77*   | Taverners         | Toombul            |
| Collier TA         | 76*   | 6th(2)            | 6th(1) Grade       |
| Knott CR           | 76    | Katherine Raymont | Gold Coast         |
| West OG            | 76    | 2nd               | University of QLD  |
| Grummitt SD        | 75    | 3rd               | Toombul            |
| Pfeffer L          | 74    | 1st T20           | Ipswich-Logan      |
| Stutter LR         | 74    | 3rd               | Redlands           |
| Shinnick ML        | 74    | 6th(1)            | South Brisbane     |
| Pfeffer LD         | 74    | 1st               | University of QLD  |
| Rees FL            | 73    | 6th(1)            | Redlands           |
| McLachlan BD       | 72    | 2nd - 1 Day       | Sunshine Coast     |
| Ryall NJ           | 72    | 6th(1)            | Toombul            |
| McLachlan BD       | 72    | 1st               | Sunshine Coast     |
| Toolis MJ          | 71*   | 1st               | Redlands           |
| Neill JS           | 71*   | 1st               | Ipswich / Logan    |
| Gode AJ            | 71    | 1st               | Sunshine Coast     |
| Neill JS           | 70*   | 1st               | Sandgate-Redcliffe |
| Hicks JJ           | 70    | 6th(1)            | 6th(2) Grade       |
| Wenzel RZ          | 70    | 6th(2)            | Toombul            |
| Sutherland K       | 69*   | Katherine Raymont | University of QLD  |
| West OG            | 69    | 1st               | Toombul            |
| Singh P            | 68*   | 6th(1)            | Northern Suburbs   |
| Rees HI            | 68*   | 6th(1)            | Western Suburbs    |
| Friend MA          | 68    | 6th(1)            | Wynnum-Manly       |
| Neill JS           | 67*   | 2nd T20           | South Brisbane     |
| West OG            | 67*   | 2nd T20           | South Brisbane     |
| Lynch ON           | 67*   | 1st               | Redlands           |
| Collier TA         | 67    | Taverners         | Gold Coast         |
| Knott CR           | 67    | Katherine Raymont | Ipswich-Logan      |
| Barnard Z          | 66*   | Jodie Fields      | Redlands           |
| Wing MJ            | 66    | 3rd               | Redlands           |
| Friend MA          | 66    | 6th(1)            | Northern Suburbs   |
| Horgan PM          | 66    | B3                | Moggill            |
| O'Neill JP         | 66    | 6th(2)            | Northern Suburbs   |
| Pfeffer LD         | 66    | 1st               | South Brisbane     |
| Gode AJ            | 66    | 1st - 1 Day       | Toombul            |
| Wenzel RZ          | 65*   | 6th(2)            | South Brisbane     |
| Gilchrist OS       | 65    | T20 Legends       | Sandgate-Redcliffe |
| King FJ            | 65    | B3                | Taringa Rovers     |
| Lynch ON           | 65    | 1st               | Ipswich / Logan    |
| Gode AJ            | 64    | 1st               | Redlands           |
| Brown KC           | 64    | 4th               | Wynnum-Manly       |
| Lewis CN           | 64    | Jodie Fields      | Sunshine Coast     |
| West OG            | 63    | 2nd - 1 Day       | Northern Suburbs   |

| Player             | Score | Grade             | Opponents          |
|--------------------|-------|-------------------|--------------------|
| Gode AJ            | 63    | 1st T20           | South Brisbane     |
| Knight JA          | 63    | 3rd               | Toombul            |
| Lockhart-Krause AA | 62*   | 2nd               | University of QLD  |
| Ryall NJ           | 62    | 4th               | Western Suburbs    |
| West OG            | 62    | 1st               | Redlands           |
| Barnard Z          | 62    | Jodie Fields      | South Brisbane     |
| Knight JA          | 61    | 2nd - 1 Day       | Northern Suburbs   |
| Jeh Z              | 61    | Taverners         | Gold Coast         |
| Saw BA             | 61    | 5th               | Toombul            |
| Muller LK          | 60*   | Katherine Raymont | University of QLD  |
| Randall LJ         | 60    | Katherine Raymont | Gold Coast         |
| Van Homrigh MP     | 60    | 4th               | Toombul            |
| Grummitt SD        | 59*   | Lower Grade T20   | Sandgate-Redcliffe |
| Badenhorst J       | 59    | 3rd               | Toombul            |
| King FJ            | 59    | B3                | Ashgrove           |
| Murphy CD          | 58*   | 3rd               | South Brisbane     |
| Bembrick LA        | 58    | 6th(2)            | Northern Suburbs   |
| Francis CA         | 58    | 3rd               | Wynnum-Manly       |
| Stackpoole SJ      | 58    | 6th(2)            | Northern Suburbs   |
| Stutter LR         | 58    | 2nd               | Ipswich / Logan    |
| Knight CL          | 57*   | 1st               | Sunshine Coast     |
| Lockhart-Krause AA | 57    | 1st - 1 Day       | Northern Suburbs   |
| Jeh Z              | 57    | Taverners         | Wide Bay           |
| Shinnick ML        | 56    | 6th(1)            | Western Suburbs    |
| Gale BE            | 56    | 4th               | University of QLD  |
| Carlson GJ         | 56    | B3                | Rochedale South    |
| Neill JS           | 56    | 1st T20           | Sunshine Coast     |
| Mullen DC          | 55*   | 1st               | Wynnum-Manly       |
| Pfeffer LD         | 55*   | 1st               | Western Suburbs    |
| Lynch ON           | 55    | 1st - 1 Day       | Sandgate-Redcliffe |
| Hicks JJ           | 55    | 6th(1)            | South Brisbane     |
| Boncompagni LM     | 55    | 4th               | Ipswich / Logan    |
| West OG            | 55    | 2nd               | Western Suburbs    |
| Adams LR           | 55    | 5th               | Toombul            |
| Toolis MJ          | 55    | 2nd               | Western Suburbs    |
| Ryall NJ           | 55    | 4th               | University of QLD  |
| O'Neill JP         | 54*   | 6th(2)            | Northern Suburbs   |
| Sutherland K       | 54    | Katherine Raymont | Sandgate-Redcliffe |
| Toolis MJ          | 54    | 1st               | Gold Coast         |
| McLachlan DP       | 54    | 1st               | Wynnum-Manly       |
| Donker BRJA        | 54    | 4th               | Redlands           |
| Horgan PM          | 54    | 6th(2)            | Northern Suburbs   |
| Stevens NG         | 53*   | 1st - 1 Day       | Sunshine Coast     |
| Pfeffer L          | 53    | 1st T20           | Western Suburbs    |
| West OG            | 53    | 1st               | Gold Coast         |
| Hall-Pearce MC     | 53    | C1                | Park Ridge         |
| McLachlan DP       | 53    | 1st               | Toombul            |
| Thornton XL        | 53    | 3rd               | Ipswich / Logan    |
| Shinnick ML        | 53    | 6th(1)            | Redlands           |
| Blackman MT        | 52*   | 5th               | Wynnum-Manly       |
| Grummitt SD        | 52*   | 3rd               | Northern Suburbs   |
| Malone DJ          | 52*   | C1                | Bayside Muddies    |
| Leeson-Smith HW    | 52*   | 6th(1)            | Toombul            |
| McLachlan BD       | 52    | 2nd T20           | Western Suburbs    |
| Neill JS           | 52    | 1st - 1 Day       | Northern Suburbs   |
| Thornton XL        | 52    | 4th               | Northern Suburbs   |
| Shinnick ML        | 52    | 6th(1)            | Western Suburbs    |
| Badenhorst B       | 52    | 6th(1)            | Toombul            |
| Beath JH           | 52    | 1st               | Western Suburbs    |
| Thornton XL        | 51    | 4th               | Gold Coast         |
| West OG            | 51    | 1st               | South Brisbane     |
| Shinnick ML        | 51    | 6th(1)            | 6th(2) Grade       |
| Beath JH           | 51    | 1st               | Sandgate-Redcliffe |
| Coleman KJ         | 51    | Over 40's         | South Brisbane     |
| Durkin JW          | 51    | 6th(1)            | Redlands           |
| Lavis CW           | 50*   | C1                | Bracken Ridge      |
| Horgan AR          | 50*   | 5th               | University of QLD  |
| Rees FL            | 50*   | 6th(1)            | Northern Suburbs   |
| Neill JS           | 50    | 1st T20           | Wynnum-Manly       |
| Maddox SL          | 50    | Jodie Fields      | Gold Coast         |
| Sutherland K       | 50    | Katherine Raymont | University of QLD  |
| Khan DM            | 50    | Over 40's         | Sandgate-Redcliffe |
| Perkins DM         | 50    | 4th               | Wynnum-Manly       |
| Scott-Burrows SR   | 50    | B3                | Ashgrove           |
| Beath JH           | 50    | 1st               | Toombul            |
| McLachlan DP       | 50    | 1st               | Northern Suburbs   |
| Coleman KJ         | 50    | 6th(1)            | Redlands           |

# TEAM & PLAYER STATISTICS, & CAPTAIN'S REPORTS

## FIRST GRADE PREMIERSHIP – The Damien Mullins Cup

|                          |              |
|--------------------------|--------------|
| Western Suburbs          | 120.00       |
| University of Queensland | 117.00       |
| Northern Suburbs         | 101.00       |
| <b>Valley</b>            | <b>98.00</b> |
| Sunshine Coast           | 83.00        |
| Wynnum/Manly             | 80.00        |
| Gold Coast               | 75.00        |
| Redlands                 | 71.25        |
| Sandgate - Redcliffe     | 68.00        |
| Toombul                  | 62.00        |
| Ipswich / Logan          | 44.00        |
| South Brisbane           | 21.00        |

### **First Grade Captain's Report: Andrew Gode**

The 2018/19 season is one that the Valleys First Grade squad should look upon with a great deal of pride. For the side to make all three finals, win one and nearly win one more is something that we should all be very pleased with.

There were some fantastic individual and team performances through the entire season to get us to where we finished.

We started the year with the One Day format to mirror the schedule of the Bulls and we started with a dominant victory against the Scorchers at their new home ground. Fox delivered his first spray to Beathy for the season and we won with a bonus point. We won our remaining two rounds including a fantastic chase of over 300 against Norths. This gave us top spot and a home quarter-final against Sunny Coast. A dominant 7 wicket win inside 15 overs and a washed out semi saw us into the final against Sandgate.

On a flatty we managed to restrict the Gators to 270 odd, which we felt was very gettable at AB Oval. Beathy, Fef and I got us off to a flyer, but a steady loss of wickets saw us falling behind for a good chunk of play. New recruit Nick 'Rick' Stevens played a blinder of an innings of 95 to nearly get us all the way home. The scenario: 6 runs, 3 balls, 1 wicket in hand. The result: Knightly pumps one which landed on Josh Dascombe's Big Mac in the Albion Maccas drive through to win the game with 2 balls to go. Valleys first One Day flag in nearly 20 years!!

This season was probably our most consistent in regards to our red ball play, with 4 wins (1 outright), 4 draws and only 3 losses. We qualified fourth – without needing to declare twice to do so....

The semi saw us sent in on a shocking wicket. We scraped our way to 155 which we actually felt might be enough. Our bowlers bowled beautifully, took all of our catches and managed to knock over Wests at home for 129, which was a fantastic achievement given the circumstances.

In the final we took on our old rival UQ in a replay of the T20 final (I won't go there). We lost the toss and being 89 degrees and flat it surprised no one that they batted first. The groundsman was very positive however, saying "This should be good- it will do a bit this morning with a Duke". A real shame for us as we were using a Kookaburra ....

Despite spending literally 2 full days in the field, it could have been worse. At 5.15pm on day two it looked as though even the umpires had enough when Josh Dascombe received 2 of the worst LBWs you will see on their numbers 10 and 11. Stiff.

This left us having to chase 534 to win the next weekend, which was a shame because at one point we had them at 6/270.

Brisbane's weather smiled on the students once again during the week. We were greeted with an overcast, miserable day on a much more bowler-friendly surface. It was so dark Josh took centre on the wicket next to ours. Hilarious.

We managed to get ourselves to 350 odd with 88 from Pidgey and a wonderful 100 from our man Dashy. A fitting way for him to leave the club: 2 horrific wickets, slogging his arse off and nearly running his roommate and himself out.

As mentioned, despite spending 2 full days in the field. I could not fault the effort our lads put in then and all season long.

Some more highlights from our season:

- We welcomed a few new members to the First Grade family this season, which is always special. Well done to Nick Stevens, Oliver West, Dylan McLaughlin and Matty Walter.
- The King, Luke Feldman hung up his boots from First Class cricket this season. What more can be said about him. A club icon, a man who runs through walls for his team. Can't wait to go around with him for a full season in the Navy Blue Cap
- Our younger brigade took some massive steps this year also. In the coming years, this will be their team and if they keep going the way they are I will be glad to hand it over to them.
- As mentioned, our beloved left arm 'spinner' has moved down to Adelaide and hence won't be joining us again next year. An ultimate competitor, an ultimate clown. Loved every minute of playing with Dashy, except that time you bowled 11 full tosses in 12 balls against Ipswich. But even that was hilarious. Going to miss you buddy.
- I am obviously very proud of the season I had personally. It took 11 years of First Grade but to finally earn a Bulls Cap and to have it presented by Fox was so special. Also very proud to have been the club's first ever Burge Medallist. It's a great club with great history and I am proud to be a part of that.

A few thank-you's. Thanks to Jimbo and Lynny and Peter and Helen Easton. Thanks to Drinno and Spud for their tireless work. The club is in very good hands going forward. Thanks to Neilly and Mitch for their work around the club and First Grade squad. Finally a big thanks to the legend Pat Culpán for the amazing work he does at VDCC. I must also acknowledge Trivo, who left us this year. The club wouldn't be the place it is without icons like that!

Gingus

## FIRST GRADE 2- DAY PREMIERSHIP STATISTICS (The Cam Battersby Cup)

|                          |              |
|--------------------------|--------------|
| Western Suburbs          | 94.00        |
| University of Queensland | 92.00        |
| Northern Suburbs         | 82.00        |
| <b>Valley</b>            | <b>73.00</b> |
| Wynnum/Manly             | 70.00        |
| Gold Coast               | 68.00        |
| Sunshine Coast           | 63.00        |
| Redlands                 | 62.25        |
| Toombul                  | 56.00        |
| Sandgate - Redcliffe     | 56.00        |
| Ipswich / Logan          | 29.00        |
| South Brisbane           | 15.00        |

|                 |   |
|-----------------|---|
| Premiership:    | 4th, lost in Grand Final  |
| Matches Played: | 13: Won Outright 1, Won 1st innings 4, Drew 4, Lost 1st innings 4 |

### First Grade Batting

| Player             | Matches | Innings | Not Outs | Best Score | 100s | 50s | Runs | Average |
|--------------------|---------|---------|----------|------------|------|-----|------|---------|
| Gode AJ            | 12      | 12      | -        | 153        | 2    | 2   | 607  | 50.58   |
| Pfeffer LD         | 13      | 14      | 1        | 74         | -    | 3   | 426  | 32.77   |
| Lynch ON           | 13      | 14      | 1        | 67*        | -    | 2   | 352  | 27.08   |
| Stevens NG         | 13      | 14      | -        | 157        | 1    | -   | 339  | 24.21   |
| Neill JS           | 13      | 14      | 6        | 71*        | -    | 2   | 331  | 41.38   |
| Beath JH           | 10      | 11      | -        | 52         | -    | 3   | 309  | 28.09   |
| Dascombe JM        | 13      | 12      | 2        | 110        | 1    | -   | 224  | 22.40   |
| Wildermuth JD      | 5       | 6       | -        | 91         | -    | 2   | 224  | 37.33   |
| Lockhart-Krause AA | 8       | 7       | 2        | 85*        | -    | 1   | 146  | 29.20   |
| Mullen DC          | 8       | 7       | 1        | 55*        | -    | 1   | 140  | 23.33   |
| McLachlan DP       | 5       | 5       | 1        | 54         | -    | 2   | 131  | 32.75   |
| Knight CL          | 7       | 4       | 2        | 57*        | -    | 1   | 100  | 50.00   |
| Feldman LW         | 7       | 3       | 1        | 18         | -    | -   | 24   | 12.00   |
| Whyte DM           | 6       | 2       | -        | 6          | -    | -   | 9    | 4.50    |
| Corlis LP          | 7       | 4       | 1        | 4          | -    | -   | 5    | 1.67    |
| Steketee MT        | 4       | 1       | -        | 1          | -    | -   | 1    | 1.00    |
| West OG            | 1       | 1       | -        | 1          | -    | -   | 1    | 1.00    |
| Walter MG          | 4       | 2       | 2        | 0*         | -    | -   | 0    | 0.00    |
| Shallcross MG      | 1       | -       | -        | -          | -    | -   | -    | -       |

### First Grade Bowling

| Player        | Overs | Maidens | Runs | Wickets | Average | Best | 5 Wkts. |
|---------------|-------|---------|------|---------|---------|------|---------|
| Gode AJ       | 311.3 | 84      | 832  | 33      | 25.21   | 7-57 | 1       |
| Dascombe JM   | 201.2 | 30      | 723  | 21      | 34.43   | 3-50 | -       |
| Feldman LW    | 137.3 | 41      | 391  | 17      | 23.00   | 4-75 | -       |
| Knight CL     | 97.5  | 18      | 309  | 14      | 22.07   | 4-19 | -       |
| Whyte DM      | 88    | 26      | 244  | 13      | 18.77   | 3-64 | -       |
| Mullen DC     | 91    | 9       | 340  | 8       | 42.50   | 3-65 | -       |
| Steketee MT   | 35    | 11      | 113  | 6       | 18.83   | 2-9  | -       |
| Corlis LP     | 74    | 14      | 224  | 6       | 37.33   | 2-34 | -       |
| Wildermuth JD | 60    | 13      | 170  | 4       | 42.50   | 2-38 | -       |
| Stevens NG    | 8     | -       | 34   | 2       | 17.00   | 2-9  | -       |
| Walter MG     | 36    | 10      | 105  | 1       | 105.00  | 1-52 | -       |
| Neill JS      | 2     | -       | 16   | 1       | 16.00   | 1-16 | -       |
| Lynch ON      | 21    | -       | 82   | 1       | 82.00   | 1-13 | -       |
| McLachlan DP  | 2     | -       | 7    | -       | -       | 0-7  | -       |
| Beath JH      | 2     | -       | 7    | -       | -       | 0-7  | -       |
| Pfeffer LD    | 4     | 2       | 4    | -       | -       | 0-4  | -       |

**FIRST GRADE FINAL**  
**VALLEY v UNIVERSITY OF QUEENSLAND**  
**23, 24, 30, 31 March 2019, Allan Border Field, Albion**

| University Batting | First Innings                   | Runs       | Second Innings                | Runs        |
|--------------------|---------------------------------|------------|-------------------------------|-------------|
| N Sale             | c. DC Mullen b. AJ Gode         | 12         | not out                       | 16          |
| B Davis            | c. LD Pfeffer b. MG Walter      | 53         | not out                       | 12          |
| J Clayton          | c. LD Pfeffer b. AJ Gode        | 119        | dnb                           |             |
| DP Michael         | c. LD Pfeffer b. AJ Gode        | 48         | dnb                           |             |
| J Coetzee          | lbw b. AJ Gode                  | 11         | dnb                           |             |
| MM Philipson       | c. JD Wildermuth b. DM Whyte    | 2          | dnb                           |             |
| J Carty            | not out                         | 112        | dnb                           |             |
| MR Fry             | lbw b. DM Whyte                 | 121        | dnb                           |             |
| D Endersby         | c. LD Pfeffer b. DM Whyte       | 6          | dnb                           |             |
| S Walter           | lbw b. JM Dascombe              | 4          | dnb                           |             |
| D D'Roza           | lbw b. JM Dascombe              | 0          | dnb                           |             |
| T Carty            | dnb                             |            | dnb                           |             |
|                    | Extras (nb 13, w 11, b 6, lb 8) | 38         | Extras (nb 1, w 1, b 0, lb 0) | 2           |
|                    | <b>TOTAL</b>                    | <b>526</b> | <b>TOTAL</b>                  | <b>0/30</b> |

| Valley Bowling | First Innings |       |      |       | Second Innings |       |      |       |
|----------------|---------------|-------|------|-------|----------------|-------|------|-------|
|                | Overs         | Mdns. | Runs | Wkts. | Overs          | Mdns. | Runs | Wkts. |
| AJ Gode        | 42.0          | 13    | 102  | 4     |                |       |      |       |
| JD Wildermuth  | 22.0          | 5     | 55   | 0     | 1.0            | 1     | 0    | 0     |
| DM Whyte       | 30.0          | 12    | 72   | 3     |                |       |      |       |
| MG Walter      | 23.0          | 9     | 52   | 1     |                |       |      |       |
| JM Dascombe    | 34.1          | 7     | 101  | 2     |                |       |      |       |
| DC Mullen      | 26.0          | 4     | 99   | 0     |                |       |      |       |
| ON Lynch       | 5.0           | 0     | 21   | 0     |                |       |      |       |
| NG Stevens     | 2.0           | 0     | 10   | 0     |                |       |      |       |
| MT Steketee    |               |       |      |       | 6.0            | 1     | 18   | 0     |
| LW Feldman     |               |       |      |       | 4.0            | 2     | 12   | 0     |

| Valley Batting | First Innings                 | Runs       | Second Innings | Runs |
|----------------|-------------------------------|------------|----------------|------|
| LD Pfeffer     | c. DP Michael b. Walter       | 17         |                |      |
| JH Beath       | c. & b. T Carty               | 39         |                |      |
| NG Stevens     | c. DP Michael b. D Endersby   | 32         |                |      |
| AJ Gode        | c. MR Fry b. S Walker         | 12         |                |      |
| JD Wildermuth  | c. N Sale b. D Endersby       | 88         |                |      |
| ON Lynch       | lbw b. N Sale                 | 19         |                |      |
| JS Neill       | lbw b. N Sale                 | 18         |                |      |
| JM Dascombe    | c. MM Philipson b. S Walter   | 110        |                |      |
| MT Steketee    | c. MR Fry b. S Walter         | 1          |                |      |
| DC Mullen      | c. N Sale b. D Endersby       | 0          |                |      |
| LW Feldman     | not out                       | 6          |                |      |
| DM Whyte       | dnb                           |            |                |      |
| MG Walter      | dnb                           |            |                |      |
|                | Extras (nb 4, w 0, b 3, lb 1) | 8          |                |      |
|                | <b>TOTAL</b>                  | <b>350</b> |                |      |

| University Bowling | First Innings |       |      |       | Second Innings |       |      |       |
|--------------------|---------------|-------|------|-------|----------------|-------|------|-------|
|                    | Overs         | Mdns. | Runs | Wkts. | Overs          | Mdns. | Runs | Wkts. |
| S Walter           | 23.1          | 6     | 97   | 4     |                |       |      |       |
| T Carty            | 11.0          | 4     | 26   | 1     |                |       |      |       |
| MM Philipson       | 1.0           | 0     | 5    | 0     |                |       |      |       |
| J Carty            | 5.0           | 1     | 21   | 0     |                |       |      |       |
| D Endersby         | 15.0          | 2     | 69   | 3     |                |       |      |       |
| N Sale             | 19.0          | 1     | 66   | 2     |                |       |      |       |
| J Coetzee          | 9.0           | 1     | 35   | 0     |                |       |      |       |
| DP Michael         | 5.0           | 1     | 27   | 0     |                |       |      |       |

**Match Result:** University won on first innings  
**Toss Won by:** University (elected to bat first)  
**Captains:** AJ Gode (VDCC) & MM Philipson (Norths)  
**Valley Man of Match:** JM Dascombe  
**Umpires:** Donovan Koch & David Taylor  
**Valley Scorer:** Pat Culpan

**FIRST GRADE ONE-DAY COMPETITION – The John McKnoolty Cup**

| Team                     | Points    | NRR          |
|--------------------------|-----------|--------------|
| <b>Valley</b>            | <b>15</b> | <b>2.321</b> |
| Western Suburbs          | 14        | 1.375        |
| University of Queensland | 11        | 1.922        |
| Northern Suburbs         | 11        | 1.493        |
| Ipswich / Logan          | 9         | 0.541        |
| Sandgate - Redcliffe     | 6         | -0.445       |
| Redlands                 | 4         | -0.415       |
| Sunshine Coast           | 4         | -0.581       |
| Wynnum/Manly             | 4         | -0.763       |
| South Brisbane           | 4         | -0.924       |
| Gold Coast               | 2         | -1.633       |
| Toombul                  | 0         | -3.071       |

**FIRST GRADE ONE DAY COMPETITION STATISTICS**

|                 |                     |
|-----------------|---------------------|
| Matches played: | 5: Won Championship |
|-----------------|---------------------|

**First Grade Batting — One Day Matches**

| Player             | Matches | Innings | Not Outs | Best Score | 100s | 50s | Runs | Average |
|--------------------|---------|---------|----------|------------|------|-----|------|---------|
| Gode AJ            | 5       | 5       | 1        | 99         | -    | 3   | 281  | 70.25   |
| Stevens NG         | 4       | 4       | 2        | 95         | -    | 2   | 183  | 91.50   |
| Lynch ON           | 5       | 5       | 3        | 55         | -    | 1   | 157  | 78.50   |
| Beath JH           | 5       | 4       | -        | 36         | -    | -   | 93   | 23.25   |
| Mullen DC          | 5       | 2       | 1        | 47*        | -    | -   | 69   | 69.00   |
| Lockhart-Krause AA | 5       | 2       | -        | 57         | -    | 1   | 64   | 32.00   |
| Neill JS           | 4       | 2       | -        | 52         | -    | 1   | 52   | 26.00   |
| Knight CL          | 3       | 2       | 1        | 26         | -    | -   | 36   | 36.00   |
| Dascombe JM        | 5       | 3       | -        | 16         | -    | -   | 33   | 11.00   |
| Pfeffer L          | 3       | 3       | -        | 15         | -    | -   | 24   | 8.00    |
| Shallcross MG      | 2       | 1       | 1        | 4*         | -    | -   | 4    | -       |
| Stutter LR         | 1       | 1       | -        | 2          | -    | -   | 2    | 2.00    |
| Corlis LP          | 2       | 1       | 1        | 1*         | -    | -   | 1    | -       |
| Wildermuth JD      | 1       | 1       | -        | 0          | -    | -   | 0    | 0.00    |
| Feldman LW         | 3       | -       | -        | -          | -    | -   | -    | -       |
| Steketee MT        | 2       | -       | -        | -          | -    | -   | -    | -       |


**First Grade Bowling — One Day Matches**

| Player        | Overs | Maidens | Runs | Wickets | Average | Best | 5 Wkts. |
|---------------|-------|---------|------|---------|---------|------|---------|
| Dascombe JM   | 45    | 4       | 185  | 10      | 18.50   | 4-18 | -       |
| Mullen DC     | 37    | -       | 186  | 7       | 26.57   | 2-17 | -       |
| Steketee MT   | 16    | 4       | 36   | 7       | 5.14    | 4-20 | -       |
| Feldman LW    | 26    | 1       | 97   | 6       | 16.17   | 3-32 | -       |
| Gode AJ       | 41    | 3       | 180  | 6       | 30.00   | 3-29 | -       |
| Knight CL     | 26    | 1       | 151  | 5       | 30.20   | 3-74 | -       |
| Corlis LP     | 18    | 1       | 121  | 3       | 40.33   | 3-55 | -       |
| Stutter LR    | 4     | -       | 30   | -       | -       | 0-30 | -       |
| Wildermuth JD | 5     | 1       | 17   | -       | -       | 0-17 | -       |





**JOHN MCNOULTY CUP - FIRST GRADE ONE DAY PREMIERS - 2018 - 2019**



**BACK ROW:** Jim Shinnick (Manager), Brad Murphy (Coach), Adam Lockhart-Krause, Josh Dascombe, Chris Knight, Dylan Mullen, Luke Corlis, Pat Culpin (Scorer).

**FRONT ROW:** Oliver West (12th man), Lachlan Pfeffer, Josh Neill, Owen Lynch, Andrew Gode (Capt), Nick Stevens, Jack Beath.

**FIRST GRADE ONE DAY FINAL**  
**VALLEY v SANDGATE-REDCLIFFE**  
**7 October 2018, Allan Border Field, Albion**

| <b>Sandgate-Redcliffe Batting</b> | <b>First Innings</b>           | <b>Runs</b> |
|-----------------------------------|--------------------------------|-------------|
| BE Street                         | c. LP Corlis b. CL Knight      | 34          |
| MJ Simmers                        | lbw b. LP Corlis               | 6           |
| LA Thompson                       | c. AJ Gode b. LP Corlis        | 0           |
| SR Lowry                          | c. LD Pfeffer b. DC Mullen     | 24          |
| ZJ Keune                          | c. LP Corlis b. AJ Gode        | 67          |
| LJ Aspin                          | c. LP Corlis b. JM Dascombe    | 93          |
| SP Underhill                      | c. NG Stevens b. JM Dascombe   | 5           |
| C Kaluthanthri                    | c. AJ Gode b. DC Mullen        | 6           |
| JJ Connolly                       | b. LP Corlis                   | 11          |
| CS Abbey                          | lbw b. AJ Gode                 | 9           |
| BJ Powell                         | not out                        | 0           |
|                                   | Extras (nb 1, w 12, b 4, lb 4) | 21          |
|                                   | TOTAL                          | 276         |

| <b>Valley Bowling</b> | <b>First Innings</b> |              |             |              |
|-----------------------|----------------------|--------------|-------------|--------------|
|                       | <b>Overs</b>         | <b>Mdns.</b> | <b>Runs</b> | <b>Wkts.</b> |
| AJ Gode               | 9.0                  | 0            | 39          | 2            |
| LP Corlis             | 9.0                  | 1            | 55          | 3            |
| CL Knight             | 10.0                 | 0            | 61          | 1            |
| DC Mullen             | 10.0                 | 0            | 52          | 2            |
| JM Dascombe           | 9.3                  | 0            | 61          | 2            |

| <b>Valley Batting</b> | <b>First Innings</b>          | <b>Runs</b> |
|-----------------------|-------------------------------|-------------|
| LD Pfeffer            | c. & b. LA Thompson           | 15          |
| JH Beath              | c. LJ Aspin b. BJ Powell      | 28          |
| AJ Gode               | c. SR Lowry b. C Kaluthanthri | 20          |
| NG Stevens            | b. LA Thompson                | 95          |
| ON Lynch              | b. BE Street                  | 55          |
| JS Neill              | c. SP Underhill b. CS Abbey   | 0           |
| JM Dascombe           | b. JJ Connolly                | 16          |
| AA Lockhart-Krause    | lbw b. C Kaluthanthri         | 7           |
| DC Mullen             | c. ZJ Keune b. LA Thompson    | 22          |
| CL Knight             | not out                       | 10          |
| LP Corlis             | not out                       | 1           |
|                       | Extras (nb 1, w 5, b 2, lb 0) | 8           |
|                       | TOTAL                         | 9/277       |

| <b>Sandgate-Redcliffe Bowling</b> | <b>First Innings</b> |              |             |              |
|-----------------------------------|----------------------|--------------|-------------|--------------|
|                                   | <b>Overs</b>         | <b>Mdns.</b> | <b>Runs</b> | <b>Wkts.</b> |
| LA Thompson                       | 9.4                  | 0            | 38          | 3            |
| BJ Powell                         | 6.0                  | 0            | 64          | 1            |
| C Kaluthanthri                    | 10.0                 | 1            | 41          | 2            |
| JJ Connolly                       | 10.0                 | 0            | 53          | 1            |
| CS Abbey                          | 8.0                  | 0            | 45          | 1            |
| BE Street                         | 6.0                  | 0            | 34          | 1            |

**Match Result:** Valley won  
**Toss Won by:** Sandgate-Redcliffe (elected to bat first)  
**Captains:** AJ Gode (VDCC) & LA Thompson (Sandgate-Redcliffe)  
**Umpires:** Donovan Koch & David Taylor  
**Valley Scorer:** Pat Culpan



## FIRST GRADE T20 COMPETITION – The Tom Veivers Cup

| Team                     | Points    | NRR          |
|--------------------------|-----------|--------------|
| Sunshine Coast           | 16        | 2.104        |
| University of Queensland | 14        | 1.343        |
| Western Suburbs          | 12        | 0.782        |
| <b>Valley</b>            | <b>10</b> | <b>0.578</b> |
| Northern Suburbs         | 8         | 0.646        |
| Wynnum/Manly             | 6         | -0.111       |
| Sandgate - Redcliffe     | 6         | -0.573       |
| Ipswich / Logan          | 6         | -0.756       |
| Toombul                  | 6         | -0.798       |
| Redlands                 | 5         | -0.844       |
| Gold Coast               | 5         | -0.926       |
| South Brisbane           | 2         | -1.488       |

### FIRST GRADE TWENTY 20 COMPETITION STATISTICS

Matches played: 5: Won 2, Lost 3

#### First Grade Batting — Twenty 20 Matches

| Player             | Matches | Innings | Not Outs | Best Score | 100s | 50s | Runs | Average |
|--------------------|---------|---------|----------|------------|------|-----|------|---------|
| Gode AJ            | 10      | 10      | -        | 110        | 1    | 3   | 460  | 46.00   |
| Pfeffer L          | 10      | 10      | -        | 74         | -    | 2   | 254  | 25.40   |
| Lynch ON           | 10      | 10      | 2        | 44         | -    | -   | 185  | 23.13   |
| Neill JS           | 6       | 6       | -        | 56         | -    | 2   | 150  | 25.00   |
| Stevens NG         | 8       | 8       | -        | 24         | -    | -   | 102  | 12.75   |
| Lockhart-Krause AA | 9       | 6       | -        | 43         | -    | -   | 92   | 15.33   |
| McLachlan DP       | 9       | 8       | 3        | 25*        | -    | -   | 85   | 17.00   |
| Mullen DC          | 9       | 6       | 4        | 30*        | -    | -   | 61   | 30.50   |
| Dascombe JM        | 10      | 7       | 2        | 39*        | -    | -   | 59   | 11.80   |
| Steketee MT        | 3       | 2       | -        | 27         | -    | -   | 46   | 23.00   |
| Feldman LW         | 7       | 3       | -        | 26         | -    | -   | 44   | 14.67   |
| Knight CL          | 4       | 4       | 2        | 15*        | -    | -   | 43   | 21.50   |
| Beath JH           | 4       | 4       | 1        | 31*        | -    | -   | 39   | 13.00   |
| Ross AI            | 2       | 2       | -        | 16         | -    | -   | 28   | 14.00   |
| Kruip WJ           | 1       | 1       | 1        | 3*         | -    | -   | 3    | -       |
| Corlis LP          | 4       | 2       | -        | 1          | -    | -   | 1    | 0.50    |
| Dockrell G         | 4       | 2       | -        | 1          | -    | -   | 1    | 0.50    |

#### First Grade Bowling — Twenty 20 Matches

| Player      | Overs | Maidens | Runs | Wickets | Average | Best | Econ. |
|-------------|-------|---------|------|---------|---------|------|-------|
| Dascombe JM | 36.3  | -       | 314  | 11      | 28.55   | 3-31 | -     |
| Feldman LW  | 26.4  | -       | 196  | 11      | 17.82   | 3-6  | -     |
| Gode AJ     | 39    | -       | 313  | 10      | 31.30   | 3-24 | -     |
| Dockrell G  | 16    | -       | 147  | 6       | 24.50   | 2-32 | -     |
| Mullen DC   | 35    | -       | 306  | 6       | 51.00   | 2-29 | -     |
| Knight CL   | 12    | -       | 115  | 5       | 23.00   | 3-35 | -     |
| Corlis LP   | 14    | -       | 125  | 3       | 41.67   | 2-27 | -     |
| Steketee MT | 11.1  | -       | 92   | 2       | 46.00   | 2-31 | -     |
| Kruip WJ    | 1     | -       | 6    | 1       | 6.00    | 1-6  | -     |

**FIRST GRADE TWENTY20 FINAL**  
**VALLEY v UNIVERSITY OF QUEENSLAND**  
**27 January 2019, Allan Border Field, Albion**

| <b>Valley Batting</b> | <b>First Innings</b>          | <b>Runs</b> |
|-----------------------|-------------------------------|-------------|
| LD Pfeffer            | b. S Walter                   | 10          |
| AJ Gode               | c. SO Henry b. N Sale         | 34          |
| NG Stevens            | b. N Sale                     | 17          |
| ON Lynch              | c. MR Fry b. J Coetzee        | 31          |
| JS Neill              | c. MR Fry b. DP Michael       | 12          |
| MT Steketee           | c. D Endersby b. DP Michael   | 19          |
| DP McLachlan          | c. J Clayton b. DP Michael    | 5           |
| AA Lockhart-Krause    | run out (T Carty, MR Fry)     | 31          |
| JM Dascombe           | c. & B. S Walter              | 1           |
| DC Mullen             | not out                       | 3           |
| LW Feldman            | dnb                           |             |
|                       | Extras (nb 2, w 2, b 0, lb 2) | 6           |
|                       | TOTAL                         | 9/169       |

| <b>University Bowling</b> | <b>First Innings</b> |              |             |              |
|---------------------------|----------------------|--------------|-------------|--------------|
|                           | <b>Overs</b>         | <b>Mdns.</b> | <b>Runs</b> | <b>Wkts.</b> |
| T Carty                   | 2.0                  | 0            | 25          | 0            |
| S Walter                  | 4.0                  | 0            | 38          | 2            |
| N Sale                    | 4.0                  | 0            | 32          | 0            |
| D Endersby                | 2.0                  | 0            | 18          | 0            |
| J Coetzee                 | 4.0                  | 0            | 32          | 1            |
| DP Michael                | 4.0                  | 0            | 22          | 3            |

| <b>University Batting</b> | <b>First Innings</b>          | <b>Runs</b> |
|---------------------------|-------------------------------|-------------|
| SO Henry                  | b. LW Feldman                 | 35          |
| MM Philipson              | c. ON Lynch b. LW Feldman     | 53          |
| J Clayton                 | not out                       | 46          |
| DP Michael                | not out                       | 33          |
| MR Fry                    | dnb                           |             |
| N Sale                    | dnb                           |             |
| J Coetzee                 | dnb                           |             |
| S Walter                  | dnb                           |             |
| T Carty                   | dnb                           |             |
| B Davis                   | dnb                           |             |
| D Endersby                | dnb                           |             |
|                           | Extras (nb 2, w 3, b 0, lb 0) | 5           |
|                           | TOTAL                         | 2/172       |

| <b>Valley Bowling</b> | <b>First Innings</b> |              |             |              |
|-----------------------|----------------------|--------------|-------------|--------------|
|                       | <b>Overs</b>         | <b>Mdns.</b> | <b>Runs</b> | <b>Wkts.</b> |
| JM Dascombe           | 4.0                  | 0            | 48          | 0            |
| MT Steketee           | 3.1                  | 0            | 29          | 0            |
| LW Feldman            | 4.0                  | 0            | 33          | 2            |
| DC Mullen             | 4.0                  | 0            | 32          | 0            |
| AJ Gode               | 4.0                  | 0            | 30          | 0            |

**Match Result:** University of Queensland won  
**Toss Won by:** Valley (elected to bat first)  
**Captains:** AJ Gode (VDCC) & SO Henry (University)  
**Umpires:** David Taylor & Steven Farrell  
**Valley Scorer:** Pat Culpan

## SECOND GRADE – The Alan Pettigrew Shield

### Overall Championship

|                          |            |
|--------------------------|------------|
| Northern Suburbs         | 121        |
| <b>Valley</b>            | <b>112</b> |
| University of Queensland | 111        |
| Sunshine Coast           | 105        |
| Western Suburbs          | 99         |
| Gold Coast               | 96         |
| Sandgate - Redcliffe     | 82         |
| Redlands                 | 67         |
| Toombul                  | 62         |
| Wynnum/Manly             | 61         |
| Ipswich / Logan          | 33         |
| South Brisbane           | 22         |

### Second Grade Captain's Report: Shane Kabel

G'day everyone,

I think we would all agree, 2nd Grade was strange this year. We fought and scrapped to get results and did what we had to as a group to drag us over the line, more times than not.

It was a season of massive improvement from not just for the 2nd Grade side, but the whole club in general.

The improvement showed in the individual results. In 2017/18 season we had one hundred and one 5fa. This season Dylan McLachlan scored 2 amazing hundreds, Jack Beath scored 1 superb hundred and some fat old bloke slogged his way to a hundred as well.

The bowling group were the stars of the season. So many times the batsmen didn't quite score enough, but the bowlers really stood up and dominated. We saw 5fa's quite often. Bill Kruip took two of them, one of which we all agree was possibly the worst we have seen (sorry Bill). Matt Walter, Don Whyte, Tom Cramb and Dylan Mullen all nabbed one apiece. Plus, the same fat old bloke somehow got himself two of them.

This season again saw guys rewarded with their maiden First Grade caps. Dylan McLachlan, Oliver West and Matt Walter were all rewarded for starring in 2's. I look forward to seeing you guys play much, much more First Grade cricket.

As you might have guessed, I am not going to speak much about the end of the season, because it doesn't deserve to be spoken about. I will however say how proud I am that we didn't throw in the towel after the first day and still fought as hard as possible.

I cannot write this without congratulating my mate Andrew "Burge" Gode. It is about time the penguins agreed that you are the best player in the comp. It was a privilege to share the field with you for as long as I did and see how hard you have worked. I could not be happier for you.

To Spud and the other coaches, you all are the real stars of the show. Spud, everyone at the club loves your commitment, and that it's not just reserved to us top graders.

Thanks also to Pat Toolis for scoring for us, my parents for all the lollies and to the groundsmen (especially for the semi final).

To finish, to everyone that came through my side and helped us over the last two years, thank you for everything you have done. I have had a ball leading you guys around the past two seasons, but it is time for me to step back and spend a bit more time at home (don't worry, I am still playing). I walk away knowing this side is in great shape and will go on to bigger and better things next year and for many more to come.

Thank you all.

Kabes



Shane Kabel on his way to 150\* against Gold Coast.

## SECOND GRADE PREMIERSHIP STATISTICS

|                 |  |
|-----------------|--|
| Premiership:    | 2nd, lost in Grand Final   |
| Matches played: | 12: Won outright 3, Won 1st innings 3, Draw 2, Lost 1st innings 2, Lost outright 1 |

### Second Grade Batting

| Player             | Matches | Innings | Not Outs | Best Score | 100s | 50s | Runs | Average |
|--------------------|---------|---------|----------|------------|------|-----|------|---------|
| West OG            | 11      | 19      | 3        | 76         | -    | 6   | 492  | 30.75   |
| Kabel SS           | 12      | 14      | 3        | 150*       | 1    | -   | 398  | 36.18   |
| McLachlan DP       | 6       | 8       | 3        | 116*       | 2    | 2   | 377  | 75.40   |
| Toolis MJ          | 10      | 16      | 1        | 71*        | -    | 3   | 326  | 21.73   |
| Stutter LR         | 8       | 12      | -        | 80         | -    | 2   | 325  | 27.08   |
| McLachlan BD       | 8       | 10      | -        | 72         | -    | 1   | 263  | 26.30   |
| Beath JH           | 4       | 6       | 1        | 152*       | 1    | -   | 207  | 41.40   |
| Cotter PW          | 10      | 13      | 1        | 41         | -    | -   | 191  | 15.92   |
| Lockhart-Krause AA | 3       | 5       | 1        | 62*        | -    | 1   | 104  | 26.00   |
| Shallcross MG      | 11      | 11      | 2        | 28*        | -    | -   | 94   | 10.44   |
| Wing MJ            | 3       | 5       | 1        | 30         | -    | -   | 64   | 16.00   |
| Mullen DC          | 5       | 5       | 1        | 24*        | -    | -   | 50   | 12.50   |
| Corlis LP          | 3       | 3       | 3        | 19*        | -    | -   | 36   | -       |
| Kruip WJ           | 7       | 5       | 1        | 16         | -    | -   | 32   | 8.00    |
| Asnicar SA         | 4       | 2       | 1        | 23*        | -    | -   | 31   | 31.00   |
| Badenhorst J       | 3       | 2       | 1        | 24         | -    | -   | 31   | 31.00   |
| Cramb TM           | 8       | 7       | -        | 8          | -    | -   | 27   | 3.86    |
| Whyte DM           | 5       | 5       | 2        | 15         | -    | -   | 24   | 8.00    |
| Knight JA          | 2       | 2       | -        | 12         | -    | -   | 14   | 7.00    |
| Francis CA         | 2       | 2       | -        | 5          | -    | -   | 6    | 3.00    |
| Puri S             | 1       | 1       | -        | 2          | -    | -   | 2    | 2.00    |
| Mackay CJ          | 1       | 1       | 0        | -          | -    | -   | 0    | 0.00    |
| Walter MG          | 8       | 6       | 3        | 0*         | -    | -   | 0    | 0.00    |

### Second Grade Bowling

| Player       | Overs | Maidens | Runs | Wickets | Average | Best | 5 Wkts. |
|--------------|-------|---------|------|---------|---------|------|---------|
| Kabel SS     | 233.5 | 68      | 577  | 34      | 16.97   | 5-36 | 2       |
| Walter MG    | 138.3 | 35      | 400  | 21      | 19.05   | 5-58 | 1       |
| Cramb TM     | 103.3 | 20      | 287  | 18      | 15.94   | 5-13 | 1       |
| Kruip WJ     | 73.2  | 14      | 265  | 17      | 15.59   | 5-19 | 2       |
| Mullen DC    | 126.1 | 21      | 387  | 17      | 22.76   | 5-33 | 1       |
| Corlis LP    | 85    | 17      | 261  | 11      | 23.73   | 3-33 | -       |
| Whyte DM     | 74    | 21      | 240  | 11      | 21.82   | 5-58 | 1       |
| Asnicar SA   | 41.4  | 7       | 142  | 10      | 14.20   | 3-23 | -       |
| Puri S       | 10    | 1       | 30   | 4       | 7.50    | 4-30 | -       |
| McLachlan BD | 43    | 10      | 146  | 4       | 36.50   | 2-31 | -       |
| Badenhorst J | 28    | 6       | 112  | 3       | 37.33   | 1-19 | -       |
| Mackay CJ    | 7     | 2       | 10   | 3       | 3.33    | 3-10 | -       |
| Stutter LR   | 15    | 5       | 43   | 1       | 43.00   | 1-28 | -       |

**SECOND GRADE FINAL**  
**VALLEY v NORTHERN SUBURBS**  
**23, 24, 30, 31 March 2019, Ian Healy Oval, Shaw Park, Kedron**

| <b>Valley Batting</b> | <b>First Innings</b>          | <b>Runs</b> | <b>Second Innings</b>         | <b>Runs</b> |
|-----------------------|-------------------------------|-------------|-------------------------------|-------------|
| OG West               | b. S Hele                     | 4           | b. S Hele                     | 15          |
| MJ Toolis             | b. J Brown                    | 7           | lbw b. AS Morrison            | 38          |
| AA Lockhart-Krause    | c. ZH Allen b. S Hele         | 8           | b. AS Morrison                | 7           |
| DP McLachlan          | c. TF O'Malley b. S Hele      | 6           | c. ZH Allen b. AS Morrison    | 4           |
| LR Stutter            | lbw b. S Hele                 | 1           | lbw b. AS Morrison            | 35          |
| SS Kabel              | c. P Morahan b. J Brown       | 40          | b. AS Morrison                | 1           |
| PW Cotter             | c. M Dawson b. AS Morrison    | 1           | c. TF O'Malley b. S Hele      | 4           |
| MG Shallcross         | c. M Dawson . J Brown         | 5           | lbw b. P Morahan              | 22          |
| LP Corlis             | not out                       | 5           | dnb                           |             |
| WJ Kruip              | c. ZH Allen b. Morrison       | 12          | dnb                           |             |
| TM Cramb              | c. S Wilson b. P Morahan      | 0           | b. AS Morrison                | 5           |
| DM Whyte              | dnb                           |             | c. TF O'Malley b. AS Morrison | 0           |
| MG Walter             | dnb                           |             | not out                       | 0           |
|                       | Extras (nb 0, w 0, b 0, lb 8) | 8           | Extras (nb 0, w 0, b 2, lb 1) | 3           |
|                       | TOTAL                         | <u>97</u>   | TOTAL                         | <u>134</u>  |

| <b>Norths Bowling</b> | <b>First Innings</b> |       |      |       | <b>Second Innings</b> |       |      |       |
|-----------------------|----------------------|-------|------|-------|-----------------------|-------|------|-------|
|                       | Overs                | Mdns. | Runs | Wkts. | Overs                 | Mdns. | Runs | Wkts. |
| S Hele                | 9.0                  | 1     | 49   | 4     | 19.0                  | 7     | 38   | 2     |
| J Brown               | 9.0                  | 3     | 25   | 3     | 7.0                   | 3     | 17   | 0     |
| AS Morrison           | 8.0                  | 2     | 15   | 2     | 25.0                  | 11    | 55   | 7     |
| P Morahan             | 0.4                  | 0     | 0    | 1     | 5.4                   | 2     | 10   | 1     |
| P Farrell             |                      |       |      |       | 2.0                   | 0     | 11   | 0     |

| <b>Norths Batting</b> | <b>First Innings</b>              | <b>Runs</b> | <b>Second Innings</b> | <b>Runs</b> |
|-----------------------|-----------------------------------|-------------|-----------------------|-------------|
| ZH Allen              | b. LP Corlis                      | 20          |                       |             |
| M Dawson              | c. AA Lockhart-Krause b. SS Kabel | 64          |                       |             |
| MJ Lloyd              | c. AA Lockhart-Krause b. SS Kabel | 1           |                       |             |
| S Wilson              | c. TM Cramb b. WJ Kruip           | 11          |                       |             |
| TF O'Malley           | not out                           | 98          |                       |             |
| J Brown               | b. SS Kabel                       | 77          |                       |             |
| WG Wright             | c. MG Shallcross b. WJ Kruip      | 10          |                       |             |
| P Farrell             | b. LR Stutter                     | 33          |                       |             |
| AS Morrison           | lbw b. TM Cramb                   | 0           |                       |             |
| P Morahan             | b. LP Corlis                      | 10          |                       |             |
| S Hele                | b. TM Cramb                       | 1           |                       |             |
|                       | Extras (nb 9, w 0, b 0, lb 3)     | 12          |                       |             |
|                       | TOTAL                             | <u>327</u>  |                       |             |

| <b>Valley Bowling</b> | <b>First Innings</b> |       |      |       | <b>Second Innings</b> |       |      |       |
|-----------------------|----------------------|-------|------|-------|-----------------------|-------|------|-------|
|                       | Overs                | Mdns. | Runs | Wkts. | Overs                 | Mdns. | Runs | Wkts. |
| LP Corlis             | 35.0                 | 5     | 100  | 2     |                       |       |      |       |
| SS Kabel              | 30.0                 | 12    | 55   | 3     |                       |       |      |       |
| WJ Kruip              | 20.0                 | 4     | 76   | 2     |                       |       |      |       |
| TM Cramb              | 33.1                 | 9     | 65   | 2     |                       |       |      |       |
| LR Stutter            | 13.0                 | 5     | 28   | 1     |                       |       |      |       |

**Match Result:** Northern Suburbs won outright & on first innings  
**Toss Won by:** Valley (elected to bat first)  
**Captains:** SS Kabel (VDCC) & TF O'Malley (Norths)  
**Valley Man of Match:** SS Kabel  
**Umpires:** Stephen Dionysius & Bradley Smith  
**Valley Scorer:** Pat Toolis

## SECOND GRADE ONE DAY COMPETITION STATISTICS

|                 |                  |
|-----------------|------------------|
| Matches played: | 3: Won 2, Lost 1 |
|-----------------|------------------|

### Second Grade Batting – One Day Matches

| Player        | Matches | Innings | Not Outs | Best Score | 100s | 50s | Runs | Average |
|---------------|---------|---------|----------|------------|------|-----|------|---------|
| Kabel SS      | 4       | 4       | -        | 83         | -    | 1   | 194  | 48.50   |
| McLachlan DP  | 4       | 3       | 1        | 33*        | -    | -   | 96   | 48.00   |
| McLachlan BD  | 4       | 3       | -        | 72         | -    | 1   | 83   | 27.67   |
| Knight JA     | 2       | 2       | -        | 61         | -    | 1   | 72   | 36.00   |
| West OG       | 2       | 2       | -        | 63         | -    | 1   | 63   | 31.50   |
| Stutter LR    | 3       | 3       | 1        | 29*        | -    | -   | 41   | 20.50   |
| Kruip WJ      | 2       | 2       | 1        | 37*        | -    | -   | 37   | 37.00   |
| Knight CL     | 2       | 2       | 1        | 27*        | -    | -   | 32   | 32.00   |
| Toolis MJ     | 3       | 3       | -        | 22         | -    | -   | 31   | 10.33   |
| Farrell COM   | 1       | 1       | -        | 12         | -    | -   | 12   | 12.00   |
| Asnicar SA    | 3       | 2       | 1        | 8*         | -    | -   | 11   | 11.00   |
| Corlis LP     | 2       | 1       | 1        | 9*         | -    | -   | 9    | -       |
| Whyte DM      | 4       | 2       | -        | 5          | -    | -   | 9    | 4.50    |
| Cotter PW     | 1       | 1       | -        | 7          | -    | -   | 7    | 7.00    |
| Cramb TM      | 3       | 1       | -        | 7          | -    | -   | 7    | 7.00    |
| Neill JS      | 1       | 1       | -        | 5          | -    | -   | 5    | 5.00    |
| Shallcross MG | 2       | 1       | -        | 0          | -    | -   | 0    | 0.00    |
| Francis CA    | 1       | 1       | -        | 0          | -    | -   | 0    | 0.00    |

### Second Grade Bowling – One Day Matches

| Player       | Overs | Maidens | Runs | Wickets | Average | Best | 5 Wkts. |
|--------------|-------|---------|------|---------|---------|------|---------|
| Asnicar SA   | 26.3  | -       | 125  | 7       | 17.86   | 3-53 | -       |
| McLachlan BD | 30    | 1       | 123  | 6       | 20.50   | 3-25 | -       |
| Whyte DM     | 35    | 1       | 156  | 6       | 26.00   | 2-43 | -       |
| Cramb TM     | 21    | 1       | 74   | 4       | 18.50   | 3-23 | -       |
| Kabel SS     | 30    | 2       | 133  | 4       | 33.25   | 3-51 | -       |
| Knight CL    | 20    | 2       | 75   | 2       | 37.50   | 1-21 | -       |
| Corlis LP    | 16    | -       | 70   | 2       | 35.00   | 2-38 | -       |
| Francis CA   | 4     | -       | 21   | 1       | 21.00   | 1-21 | -       |
| Stutter LR   | 2     | -       | 16   | -       | -       | 0-16 | -       |
| Kruip WJ     | 14    | -       | 66   | -       | -       | 0-25 | -       |



Dylan McLachlan received the First Grade Encouragement Award and the highest Batting Average for Second Grade.

## SECOND GRADE TWENTY 20 COMPETITION STATISTICS

|                 |                  |
|-----------------|------------------|
| Matches played: | 8: Won 4, Lost 4 |
|-----------------|------------------|

### Second Grade Batting – Twenty 20 Matches

| Player             | Matches | Innings | Not Outs | Best Score | 100s | 50s | Runs | Average |
|--------------------|---------|---------|----------|------------|------|-----|------|---------|
| Beath JH           | 4       | 4       | -        | 88         | -    | 2   | 166  | 41.50   |
| Kabel SS           | 7       | 7       | -        | 45         | -    | -   | 162  | 23.14   |
| West OG            | 6       | 6       | 2        | 67*        | -    | 1   | 133  | 33.25   |
| Neill JS           | 4       | 4       | 2        | 67*        | -    | 1   | 111  | 55.50   |
| McLachlan BD       | 8       | 6       | 1        | 52         | -    | 1   | 109  | 21.80   |
| Toolis MJ          | 5       | 3       | -        | 31         | -    | -   | 46   | 15.33   |
| Stutter LR         | 8       | 8       | -        | 15         | -    | -   | 42   | 5.25    |
| Grummitt SD        | 3       | 3       | -        | 24         | -    | -   | 31   | 10.33   |
| Kruip WJ           | 6       | 3       | 1        | 11*        | -    | -   | 19   | 9.50    |
| Lewis KPV          | 3       | 2       | -        | 15         | -    | -   | 18   | 9.00    |
| Asnicar SA         | 4       | 2       | 2        | 9*         | -    | -   | 18   | -       |
| Hogarth JR         | 8       | 4       | 1        | 7          | -    | -   | 18   | 6.00    |
| Knight JA          | 1       | 1       | -        | 18         | -    | -   | 18   | 18.00   |
| McLachlan DP       | 1       | 1       | 1        | 17*        | -    | -   | 17   | -       |
| Cotter PW          | 6       | 3       | -        | 8          | -    | -   | 13   | 4.33    |
| Lockhart-Krause AA | 1       | 1       | -        | 7          | -    | -   | 7    | 7.00    |
| Wing MJ            | 2       | 2       | 1        | 6*         | -    | -   | 6    | 6.00    |
| Whyte DM           | 4       | 2       | -        | 3          | -    | -   | 5    | 2.50    |
| Puri S             | 3       | 2       | 2        | 3*         | -    | -   | 5    | -       |
| Murphy CD          | 1       | 1       | -        | 4          | -    | -   | 4    | 4.00    |
| Mullen DC          | 1       | -       | -        | -          | -    | -   | -    | -       |
| Cramb TM           | 1       | -       | -        | -          | -    | -   | -    | -       |
| Corlis LP          | 1       | -       | -        | -          | -    | -   | -    | -       |

### Second Grade Bowling – Twenty 20 Matches

| Player       | Overs | Maidens | Runs | Wickets | Average | Best | 5 Wkts. |
|--------------|-------|---------|------|---------|---------|------|---------|
| Kabel SS     | 26    | -       | 187  | 12      | 15.58   | 3-12 | -       |
| Kruip WJ     | 23.2  | -       | 109  | 10      | 10.90   | 4-12 | -       |
| McLachlan BD | 27    | 2       | 181  | 8       | 22.63   | 4-4  | -       |
| Hogarth JR   | 30    | -       | 198  | 6       | 33.00   | 2-22 | -       |
| Puri S       | 10    | -       | 77   | 3       | 25.67   | 2-22 | -       |
| Asnicar SA   | 11    | -       | 91   | 3       | 30.33   | 3-27 | -       |
| Lewis KPV    | 7     | -       | 52   | 2       | 26.00   | 2-8  | -       |
| Whyte DM     | 13    | -       | 87   | 1       | 87.00   | 1-24 | -       |
| Corlis LP    | 4     | -       | 27   | 1       | 27.00   | 1-27 | -       |
| Cramb TM     | 1.2   | -       | 5    | 1       | 5.00    | 1-5  | -       |
| Mullen DC    | 4     | -       | 29   | -       | -       | 0-29 | -       |

## **THIRD GRADE – The Norm McMahon Shield**

|                          |               |
|--------------------------|---------------|
| <b>Valley</b>            | <b>166.98</b> |
| Northern Suburbs         | 163.77        |
| University of Queensland | 155.47        |
| Gold Coast               | 146.63        |
| Wynnum/Manly             | 141.79        |
| Western Suburbs          | 128.86        |
| Redlands                 | 122.76        |
| Sandgate - Redcliffe     | 114.46        |
| Toombul                  | 95.68         |
| South Brisbane           | 91.38         |
| Ipswich / Logan          | 88.04         |
| Valley                   | 166.98        |

### **Third Grade Captain's Report: Jacques Badenhorst**

First of all I would like to thank everyone who was involved with this side for making it a thoroughly enjoyable season of cricket. Special thanks needs to go out to the club, volunteers, selectors and coaches for the time and effort that goes on behind the scenes.

The 3rd Grade side had another fantastic year season in which they made the Grand Final for the second year in a row, unfortunately losing in a hard fought battle against Norths. In fact we only lost 3 games all year, and they were all against Norths.

The team turned up every week with the right spirit and a never-say-die attitude, which instilled a tough, winning culture amongst the guys. This played a huge part in where the team ended up this season: this was a team that wanted to play for each other. This culture was driven by non-other than the overseas "pro?" Jack Hogarth. As an overseas player Hoggie is exactly what you would ask for, he played the game in fantastic spirit, he performed on the field and he provided plenty of "patter" (banter). All the best this year in Scotland mate and hopefully we'll see you back next year.

The season started off with a team consisting of the usual suspects, a few new faces and some exciting youngsters making their way up the grades. Young lads like Christian Murphy kept wicket for us all year and did a fantastic job. You could see his confidence and performances grow during the year. Another youngster, Nick McGill scored an unbeaten hundred in just his second 3rd Grade game and looked like a player well beyond his years. There was also plenty of experience in Steve Grummit, Matt Walter, Aaron Jones, Cam Francis, Jono Knight and myself.

Unfortunately it didn't take long for injuries and general life to surface, with the side losing many of those experienced stalwarts in Grum, Jonesy, VH, Tobyn, Stubbings and Walter by the middle of the season. Congratulations to Matt Walter on his First Grade debut.

However with their departure, spots became available for some of the younger players to make their mark, and that is just what they did. Kuyen Lewis came into the side and performed from the get-go, scoring a hundred in his first 3rd Grade game for the year, which was part of a vital match winning partnership with Christian Murphy against Souths. Kuyen played many vital knocks for us during the season and really stood up when required. Xavier Thornton also came into the side after his explosive performances in the T20 Challenge Cup and played an important role, batting at 7 and providing quick lower orders runs or rear-guard action as required.

Our strength all year was our bowling. We would regularly have teams in trouble early and from there on we could control the game. Even when teams started well against us, the spin twins in Tom Cramb and Hoggie would soon sort them out.

I also need to highlight the performances of Harry Collier and Calum Mackay. Both these lads came into the side mid-season and were an integral part of our run into the finals. They both bowled exceptionally well and were a key reason for the side winning the minor premiership in the end.

Some of the other top moments during the season were:

- The return of Michael Wing aka "skinny wing" after a few seasons side-lined with injury.
- Sahil blowing front pads off and knocking stumps back for fun.
- Hoggie giving batsmen a send-off and watching Hoggie receive send-offs.
- Cam Francis providing some much needed experience in the middle order.
- Jono Knight's freakish catches at short leg.
- Winning outright against Wests in the final round to win the minor premiership.
- Making the final of the T20 Challenge Cup.
- Harry Collier taking 8-for against Uni and also taking 25 wickets in the last 4 games of the season.

### **Grand Final**

North won the toss and batted on a pretty flat Peter Easton Oval wicket. They batted well and due to a few dropped catches and tired bodies they ended the first day at 6 for 230 odd. We bowled well in patches, but due to the flatness of the wicket just struggled for regular breakthroughs. The following morning we started well with a few early wickets, however Norths managed to get to a decent total of 330 odd.

However, this total did not seem out of reach by any means, as we knew we had the batting to get the job done. After finishing the second day at 2 for 100, we were in with a big chance the following weekend to chase down the total. Unfortunately, Norths produced some tight bowling and good field settings and we were unable to reach their total. Even though we didn't end up with the result we wanted, we still played tough hard cricket all the way to the end and the lads can hold their heads up high.

Again, I would like to thank everyone that was part of the team for such an enjoyable season. I hope we have all learnt a bit more about our own games and continue to strive for improvement. Overall another fantastic season has come to a close and as always there will be plenty of opportunities for those wishing to push up the grades with next season just around the corner.

Jacques Badenhorst



### THIRD GRADE PREMIERSHIP STATISTICS

|                 |  |
|-----------------|--|
| Premiership:    | Minor Premiers, lost in Grand Final                                |
| Matches played: | 13: Won Outright 2, Won 1st innings 5, Drawn 3, Lost 1st innings 3 |

#### Third Grade Batting

| Player         | Matches | Innings | Not Outs | Best Score | 100s | 50s | Runs | Average |
|----------------|---------|---------|----------|------------|------|-----|------|---------|
| Badenhorst J   | 13      | 11      | 1        | 92         | -    | 3   | 418  | 41.80   |
| Lewis KPV      | 8       | 9       | 1        | 123        | 1    | 1   | 313  | 39.13   |
| Wing MJ        | 9       | 9       | -        | 99         | -    | 2   | 308  | 34.22   |
| Grummitt SD    | 8       | 7       | 1        | 75         | -    | 2   | 164  | 27.33   |
| McGill NM      | 6       | 6       | 1        | 121*       | 1    | -   | 163  | 32.60   |
| Hogarth JR     | 12      | 12      | 2        | 31         | -    | -   | 146  | 14.60   |
| Francis CA     | 7       | 7       | 1        | 58         | -    | 1   | 146  | 24.33   |
| Thornton XL    | 4       | 4       | -        | 53         | -    | 1   | 125  | 31.25   |
| Knight JA      | 8       | 8       | 1        | 63         | -    | 1   | 122  | 17.43   |
| Murphy CD      | 13      | 9       | 3        | 58*        | -    | 1   | 106  | 17.67   |
| Toolis MJ      | 3       | 5       | 2        | 31         | -    | -   | 99   | 33.00   |
| Stutter LR     | 1       | 1       | -        | 74         | -    | 1   | 74   | 74.00   |
| Collier HJ     | 8       | 5       | 4        | 34*        | -    | -   | 73   | 73.00   |
| Van Homrigh MP | 4       | 3       | -        | 32         | -    | -   | 40   | 13.33   |
| Boncompagni LM | 2       | 3       | -        | 22         | -    | -   | 32   | 10.67   |
| Burvill T      | 2       | 2       | -        | 23         | -    | -   | 31   | 15.50   |
| Asnicar SA     | 4       | 4       | 3        | 17*        | -    | -   | 30   | 30.00   |
| Kruip WJ       | 3       | 3       | 1        | 22*        | -    | -   | 26   | 13.00   |
| Jones AW       | 3       | 3       | -        | 8          | -    | -   | 14   | 4.67    |
| Knight CL      | 1       | 1       | -        | 14         | -    | -   | 14   | 14.00   |
| Perkins DM     | 1       | 1       | -        | 14         | -    | -   | 14   | 14.00   |
| Walter MG      | 5       | 2       | -        | 8          | -    | -   | 13   | 6.50    |
| Garske WA      | 1       | 1       | -        | 7          | -    | -   | 7    | 7.00    |
| Puri S         | 3       | 1       | 1        | 6*         | -    | -   | 6    | -       |
| Cramb TM       | 5       | 2       | 2        | 4*         | -    | -   | 6    | -       |
| Brown KC       | 2       | 1       | 1        | 4*         | -    | -   | 4    | -       |
| Mackay CJ      | 4       | 1       | -        | 4          | -    | -   | 4    | 4.00    |
| Stubbings MT   | 6       | 2       | -        | 3          | -    | -   | 3    | 1.50    |
| McLachlan BD   | 1       | 1       | -        | 0          | -    | -   | 0    | 0.00    |
| Corlis LP      | 1       | 1       | 1        | 0*         | -    | -   | -    | -       |

#### Third Grade Bowling

| Player       | Overs | Maidens | Runs | Wickets | Average | Best | 5 Wkts. |
|--------------|-------|---------|------|---------|---------|------|---------|
| Hogarth JR   | 176   | 31      | 648  | 30      | 21.60   | 5-58 | 1       |
| Collier HJ   | 110.1 | 24      | 275  | 27      | 10.19   | 8-36 | 2       |
| Cramb TM     | 66.2  | 19      | 164  | 12      | 13.67   | 6-26 | 1       |
| Badenhorst J | 61.3  | 7       | 248  | 12      | 20.67   | 4-19 | -       |
| Walter MG    | 49.5  | 9       | 209  | 12      | 17.42   | 4-40 | -       |
| Mackay CJ    | 66.1  | 13      | 205  | 10      | 20.50   | 4-19 | -       |
| Puri S       | 39    | 9       | 134  | 8       | 16.75   | 4-61 | -       |
| Stubbings MT | 57.3  | 13      | 215  | 6       | 35.83   | 2-42 | -       |
| Asnicar SA   | 42    | 3       | 171  | 6       | 28.50   | 2-41 | -       |
| Kruip WJ     | 32    | 5       | 125  | 5       | 25.00   | 3-35 | -       |
| Lewis KPV    | 24    | 3       | 87   | 2       | 43.50   | 2-20 | -       |
| Brown KC     | 13    | -       | 56   | 2       | 28.00   | 2-31 | -       |
| McLachlan BD | 16    | 4       | 37   | 2       | 18.50   | 2-37 | -       |
| Francis CA   | 3.4   | 1       | 8    | 1       | 8.00    | 1-8  | -       |
| Grummitt SD  | 5     | -       | 44   | 1       | 44.00   | 1-29 | -       |
| Jones AW     | 20    | 4       | 80   | 1       | 80      | 1-42 | -       |
| Knight JA    | 6     | -       | 12   | -       | -       | 0-2  | -       |
| Corlis LP    | 5     | 2       | 10   | -       | -       | 0-10 | -       |
| Thornton XL  | 6     | 1       | 12   | -       | -       | 0-3  | -       |
| Wing MJ      | 1     | -       | 7    | -       | -       | 0-7  | -       |

**THIRD GRADE FINAL**  
**VALLEY v NORTHERN SUBURBS**  
**23, 24, 30, 31 March 2019, Peter Easton Oval, Ashgrove**

| <b>Norths Batting</b> | <b>First Innings</b>           | <b>Runs</b> | <b>Second Innings</b>         | <b>Runs</b> |
|-----------------------|--------------------------------|-------------|-------------------------------|-------------|
| A Grewal              | b. H J Collier                 | 0           | not out                       | 24          |
| M Witt                | c. CD Murphy b. J Badenhorst   | 24          | lbw b. JR Hogarth             | 7           |
| T Snell               | c. CA Francis b. HJ Collier    | 98          | not out                       | 5           |
| GC Rushton            | c. CA Francis b. BD McLachlan  | 10          | dnb                           |             |
| AW Thompson           | c. XL Thornton b. BD McLachlan | 65          | dnb                           |             |
| S Porta               | lbw b. JR Hogarth              | 0           | dnb                           |             |
| KW Hitchman           | c. JA Knight b. CJ Mackay      | 32          | dnb                           |             |
| MD Wright             | b. JR Hogarth                  | 40          | dnb                           |             |
| N McFadyen            | c. J Badenhorst b. HJ Collier  | 0           | dnb                           |             |
| PA Patel              | lbw b. JR Hogarth              | 28          | dnb                           |             |
| A Campbell            | not out                        | 0           | dnb                           |             |
| R Sela                | dnb                            |             | dnb                           |             |
| L Jess                | dnb                            |             | dnb                           |             |
| L Byrne               | dnb                            |             | dnb                           |             |
|                       | Extras (nb 5, w 2, b 4, lb 0)  | 11          | Extras (nb 1, w 0, b 2, lb 1) | 4           |
|                       | TOTAL                          | 308         | TOTAL                         | 1/40        |

| <b>Valley Bowling</b> | <b>First Innings</b> |              |             |              | <b>Second Innings</b> |              |             |              |
|-----------------------|----------------------|--------------|-------------|--------------|-----------------------|--------------|-------------|--------------|
|                       | <b>Overs</b>         | <b>Mdns.</b> | <b>Runs</b> | <b>Wkts.</b> | <b>Overs</b>          | <b>Mdns.</b> | <b>Runs</b> | <b>Wkts.</b> |
| HJ Collier            | 21.0                 | 5            | 57          | 3            |                       |              |             |              |
| CJ Mackay             | 22.0                 | 3            | 92          | 1            |                       |              |             |              |
| KP Lewis              | 11.0                 | 3            | 29          | 0            |                       |              |             |              |
| J Badenhorst          | 8.0                  | 1            | 22          | 1            |                       |              |             |              |
| JR Hogarth            | 25.0                 | 3            | 67          | 3            | 5.0                   | 1            | 15          | 1            |
| BD McLachlan          | 16.0                 | 4            | 37          | 2            | 3.0                   | 1            | 2           | 0            |
| LP Corlis             |                      |              |             |              | 5.0                   | 2            | 10          | 0            |
| WJ Kruip              |                      |              |             |              | 4.0                   | 1            | 10          | 0            |

| <b>Valley Batting</b> | <b>First Innings</b>          | <b>Runs</b> | <b>Second Innings</b> | <b>Runs</b> |
|-----------------------|-------------------------------|-------------|-----------------------|-------------|
| J Badenhorst          | c. N McFadyen b. A Campbell   | 87          |                       |             |
| MJ Wing               | lbw b. KW Hitchman            | 32          |                       |             |
| BD McLachlan          | c. M Witt b. PA Patel         | 0           |                       |             |
| KP Lewis              | c. AW Thompson b. KW Hitchman | 28          |                       |             |
| CA Francis            | lbw b. PA Patel               | 5           |                       |             |
| JA Knight             | c. & b. PA Patel              | 5           |                       |             |
| XL Thornton           | b. N McFadyen                 | 13          |                       |             |
| CD Murphy             | c. T Snell b. A Campbell      | 2           |                       |             |
| JR Hogarth            | c. MD Wright b. A Campbell    | 0           |                       |             |
| WJ Kruip              | c. A Grewal b. A Campbell     | 2           |                       |             |
| LP Corlis             | not out                       | 0           |                       |             |
| HJ Collier            | dnb                           |             |                       |             |
| CJ Mackay             | dnb                           |             |                       |             |
|                       | Extras (nb 1, w 1, b 1, lb 4) | 7           |                       |             |
|                       | TOTAL                         | 181         |                       |             |

| <b>Norths Bowling</b> | <b>First Innings</b> |              |             |              | <b>Second Innings</b> |              |             |              |
|-----------------------|----------------------|--------------|-------------|--------------|-----------------------|--------------|-------------|--------------|
|                       | <b>Overs</b>         | <b>Mdns.</b> | <b>Runs</b> | <b>Wkts.</b> | <b>Overs</b>          | <b>Mdns.</b> | <b>Runs</b> | <b>Wkts.</b> |
| PA Patel              | 39.0                 | 21           | 31          | 3            |                       |              |             |              |
| A Campbell            | 12.1                 | 4            | 29          | 4            |                       |              |             |              |
| N McFadyen            | 15.0                 | 7            | 21          | 1            |                       |              |             |              |
| GC Rushton            | 3.0                  | 0            | 12          | 0            |                       |              |             |              |
| KW Hitchman           | 23.0                 | 4            | 51          | 2            |                       |              |             |              |
| S Porta               | 15.0                 | 6            | 32          | 0            |                       |              |             |              |

**Match Result:** Northern Suburbs won on first innings  
**Toss Won by:** Northern Suburbs (elected to bat first)  
**Captains:** J Badenhorst (VDCC) & PA Patel (Norths)  
**Valley Man of Match:** J Badenhorst  
**Umpires:** Nathan James & Paul Russell

## **FOURTH GRADE – The Bob Spence Shield**

|                          |               |
|--------------------------|---------------|
| University of Queensland | 193.92        |
| <b>Valley</b>            | <b>158.74</b> |
| Western Suburbs          | 155.99        |
| Northern Suburbs         | 153.59        |
| Gold Coast               | 138.22        |
| Redlands                 | 136.82        |
| South Brisbane           | 133.86        |
| Wynnum/Manly             | 128.96        |
| Sandgate - Redcliffe     | 84.10         |
| Toombul                  | 67.54         |
| Ipswich / Logan          | 59.89         |

### **Fourth Grade Captain's Report: Bob Donker**

Fresh off a Premiership in the 2017/18 season and a total of three Premierships in the preceding four seasons, the Fourth Grade squad was looking to extend its recent run of good form and again be a contender in 2018/19.

Unfortunately, for various reasons (work commitments, retirement, suspect bowling actions), we lost several key players over the off season. We had however managed to retain a small group of experienced and senior players who would lead the team throughout the year. The club also managed to pick up a few new recruits, who after some handy runs in the trial games found themselves in Fourth Grade for the majority of the year.

In a quick overview, the team played some fantastic cricket throughout and managed to finish second on the ladder after the regular season. Further details on the finals later, however a few highlights of the season included:

- The win in fading light in what would have been the last over of the day against Redlands in round four.
- A comprehensive outright victory inside a day against Ipswich/Logan in round twelve (Ipswich/Logan managing only 8 in the second innings).
- Holding on for a hard-fought draw in round thirteen against University, which kept us in second spot heading into the finals.

In contrast to previous seasons this report will not detail each match played throughout the season, but instead focus on the players and the contributions they made towards the team's success throughout the year.

### **Luke Boncompagni**

Luke was one of our off-season recruits and played a critical role at the top of the order. His aggressive approach with the bat yielded 301 runs which was highlighted by his first ever century (against Toombul in round six). His 120 which came from 96 balls, included eighteen boundaries and a six and helped form a 209 run, second wicket partnership, with Will Garske. Luke's safe hands in the field also saw him take six catches and his experience and knowledge of the game was crucial throughout the season.

### **Byron Gale**

Another off-season recruit, Byron started a little shakily after running out club veteran and known speedster between the wickets, Brodie Saw for a diamond duck in round one. After several scores in the twenties Byron came into form after Christmas. His mammoth effort to bat through the innings and face 279 balls against Western Suburbs in round 14 showed tremendous concentration and determination. This was backed up with another half century in the final against University. His 56 from 211 balls was another fantastic effort under great pressure as the rest of the top order fell around him. Byron scored 270 runs at a healthy average of 33.75.

Special mention to Josh Gittins who must have thrown Byron thousands of balls and bowled to him for hours throughout the season.

### **Will Garske**

Will had a solid first year in Fourth Grade with both the bat and the gloves. Batting at the top of the order, Will scored some crucial runs with the stand out innings being his 92 from just 83 balls, including 11 boundaries, against Toombul in round six.

As well as his contributions with the bat, Will was fantastic behind the stumps. His keeping to both the quicks and spin bowlers was extremely impressive and his 19 catches (many in front of a hiding first slip) and six stumpings were testament to the hard work that he put in throughout the season.

Notably "G" was also one of the sharpest dressers in the side, suiting up specially for the Grand Final!

### **Dean Perkins**

Dean forced his way into the Fourth Grade side as a middle order batsman with his sheer weight of runs before Christmas. His two big hundreds and two eighties before the break showed the selectors he had the temperament and skill to play higher grades. He continued the good form into his first game in Fourth Grade, scoring 50 against Wynnum/Manly in a low scoring affair on Norm McMahon Oval. Dean made starts in all of his Fourth Grade innings and looks to be a promising top to middle order batsman for the coming seasons.

### **Kuyen Lewis**

Fourth Grade didn't see much of "The Fridge" this season. After scoring 175 runs in the first five rounds at a healthy average 87.5 he was deservedly selected in Third Grade for the rest of the season. His 102 not out against Gold Coast in round two came off just 85 balls and included 16 boundaries and four sixes. His form continued in Third Grade, scoring another hundred against South Brisbane in round seven and 95 against Wynnum/Manly in round 11. Overall another great year for Kuyen who continues to push for higher selection.

### **Nick Ryall**

After missing the last few years due to work commitments in Melbourne, Nick finally made his long-awaited return to Valley at the start of the season. A run of low scores in the early rounds almost saw Nick stage an Elmes-like mid-season retirement, however he was thrown a lifeline when Sixth Grade were short of players in round 11. His return to form with a well-made 72 catapulted him straight back into Fourth Grade, where, although he did not return to his rightful place at first slip, he did remain for the rest of the season.

The phoenix rose from his near retirement ashes and he scored three consecutive half centuries. His 55 against University and 62 against Western Suburbs were critical as they came at times when the side was in trouble and they both went a long way to securing draws in these matches.

We look forward to Nick being a mainstay of Fourth Grade for the next few seasons, despite his constant requests to come in off the long run and multiple attempts to overthrow the current captain.

#### **Xavier Thornton**

Much like Kuyen, we only managed to hold onto “Xavo” for the first half of the season. Despite playing all games up to Christmas in Fourth Grade he was conveniently picked in the “rival” Valley side for the Twenty20 Cup and then remained in Third Grade for the rest of the season.

His 195 runs at 32.50 including two half centuries and seven wickets in Fourth Grade again showed his talent as an up and coming allrounder who should be looking to push for higher selection in coming seasons.

#### **Kaidyn Brown**

“SOG” is another promising allrounder currently working his way up through the grades. A member of the 2017/18 Premiership side he again proved a more than capable lower order batsman and first change bowler. Kaidyn’s hard hitting batting played a significant role in the Twenty20 Cup games but his most important innings of 64 came in a low scoring game against Wynnum/Manly and went a long way to securing the points for us in round 11.

Not to be overlooked, his bowling which picked up 23 wickets including nine in one day against Ipswich/Logan (4/14 and 5/2) and his fielding (10 catches and two runouts), were critical to our success this season in the regular season as well as the Twenty20 Cup.

#### **Mitch Stubbings**

After leading the Third Grade bowling attack for a number of years, work commitments saw “Stubbo” put his hand up to come down to Fourth Grade for the back half of the season. Stubbo looked every bit a genuine allrounder scoring 137 runs at 34.25 including 77\* against South Brisbane in round seven, as well as picking up 15 wickets at 12.80 in the regular season. Not only did Stubbo play an important role with bat and ball in hand, but to have someone with his experience standing at mid-off and working with the younger bowlers was a massive luxury and he was a great help to the young bowling group we had throughout the season.

#### **Harry Collier**

Another member of the 2017/18 Premiership side, 2018/19 was a breakout season for Harry. After starting the season in Third Grade, Harry played a handful of games in Fourth Grade either side of Christmas which, luckily for us, was enough to qualify him for our finals tilt.

After being promoted back up to Third Grade, Harry had a fantastic back half of the season, picking up 28 wickets post-Christmas including 8/36 against University, which was backed up with 5/39 and 4/16 against Western Suburbs. His season tally of 9 wickets in Fourth Grade and 27 in Third Grade was an extremely impressive effort and he was unlucky not to make his Second Grade debut this season.

#### **Anthony Horgan**

“Horgs” had a dominant 2018/19 season with the ball, picking up 45 wickets across Fourth Grade, Fifth Grade and the Twenty20 Cup. Although he only played five games in Fourth Grade, Horgs played a crucial role in the side towards the back end of the season, in the Twenty20 Cup and especially in the Grand Final.

His four wickets on a flat wicket against University in round 13 was only bettered by the massive effort he put in leading our attack in week one of the Grand Final. His 5/92 from 33 overs which included 9 maidens earned him player of the finals. A great season with the ball by a great bloke who should continue to push for higher selection in the coming seasons.

#### **James Wallington**

“Wallo” or “The Stoin” was one of only three players to play every game in Fourth Grade this season. Another player to have a great year with the ball, he picked up 23 wickets at 18.61 in Fourth Grade and another six wickets in the Twenty20 Cup with his best bowling of 4/4 coming against a hapless Sandgate in a rain affected round 3. Despite his run tally (31) only just surpassing his wicket tally for the season, Wallo did momentarily unleash the Stoin in round 14 against Wests when he managed to dispatch the opening bowler for three boundaries over wide mid-on. Overall a great season and one on which to build for 2019/20.

#### **Zanden Jeh**

Much like Horgs, Zanden only played a handful of games in Fourth Grade prior to being selected in the Grand Final side. A genuine player of the future, Zanden took 49 wickets across the Lord’s Taverners, Sixth Grade, Fifth Grade, Fourth Grade and the Twenty20 competition. His bowling in the Grand Final against a quality opposition on a flat wicket was a credit to the hard work he had put in throughout the season and the showed experience beyond his years.

His effort with the bat should also not be overlooked. Coming in at 5/48 Zanden looked composed at the crease and batted out the day scoring 15 from 75 balls. A fantastic year of grade cricket and all this while also being a great person to have around the group.

#### **Calum Mackay**

For me Calum Mackay was one of the discoveries of the season. An almost unknown player when he first came to training, his genuine pace quickly raised a few eyebrows. Starting his season in round two for Fifth Grade, Cal was promoted to Fourth Grade for round three and by Christmas was a regular in the Third Grade side.

His elevation to Second Grade where he took 3/10 from 7 overs was an indication of the raw talent he possesses. Definitely a bowler to look out for over the next few seasons.

#### **Grand Final**

After finishing second at the end of the home and away season our Semi Final against Western Suburbs was a non-event, as heavy rain and a wet wicket prevented any play across the two days. We duly progressed through to our fifth consecutive Grand Final and our opponent was to be University who had gone undefeated throughout the season.

The team knew we had a tough task ahead of us when we lost the toss and were asked to bowl first on what looked to be an absolutely highway on WEP Harris Oval. Our bowlers worked tirelessly throughout the first day with little reward and even less assistance from the umpires after a number of big caught behind and LBW appeals were turned down. We managed to pick up only three wickets on day one, two falling to Horgs and one to Zanden.

We continued to fight hard into day two and picked up wickets consistently throughout the first session, before finally bowling University out for 329. Horgs finishing with 5/92 from 33 overs and Stubbo and Wallo picking up two each. In fairness to the University batsmen, they played disciplined cricket, leaving the ball well and putting the bad balls away, with almost all of them making starts in the first innings.

We knew that we would have to bat well if we were to get back into the game, however our chances of another premiership were all but dashed on the afternoon of day two when our top order crumbled to 5/48. A steady partnership from Zanden Jeh and the inform Byron Gale got us through to stumps without losing another wicket, however we feared that much of the damage had already been done.

Slashed in for Anthony Horgan and Zanden Jeh, we welcomed the return of Harry Collier and Calum Mackay for days three and four. Calum managed to last a few overs before losing his wicket and when Stubbo fell shortly after we had slumped to 7/86. A quickfire 26 from Kaidyn progressed the score to 116 before he holed out in the deep trying to hit his third six of the innings. The heavens then opened and the remainder of day three was lost due to rain.

An early start to day four saw another handy lower order partnership, with Harry Collier compiling a hard-fought 36 while Byron continued to blunt the attack. Byron's knock of 56 from 211 balls the only highlight from the recognised batsmen as we were dismissed just before lunch and just short of the follow-on for 174.

University chose not to enforce the follow-on and we knew that this left the door ever so slightly ajar for the unlikeliest of comebacks. Despite the odds we started well in the second innings, University losing 4/15 at the top of the innings. A 105 run partnership then followed before a another 4 quick wickets fell to take the score to 8/135. Unfortunately we were unable to take the final two wickets and after University's number five brought up his century the game was all but over. We decided to call the game early with 25 overs to play in the day with a first innings victory giving University the Premiership for the 2018/19 season.

Overall we had a fantastic year with a great group of guys. Unfortunately we weren't good enough to knock University over in the Grand Final, but they went through the season undefeated so credit must go to them. I'm sure we have all learned from the experience and will be better players next year because of it.

I would like to take this opportunity to say thank you to all the supporters we had throughout the season, especially those who came and watched throughout the finals.

Special mention to Greg Ball and Neil Stubbings for their efforts throughout the season. Bally and Neil, took on the on the scoring duties for the season and also ensured the boys were hydrated and had plenty of fruit and lollies to keep them going, while putting up with the teams constant off-field carry on. A massive effort which was greatly appreciated by the players and especially the captain.

Thanks also to the Executive Committee for everything they do behind the scenes and to the Lower Grade selection committee, especially Matt Walter, for all the work they do picking sides and managing players each week. I would also like to acknowledge all the hard work put in throughout the season by the coaching staff Brad Murphy and Peter Drinnen. Their efforts to continue to develop and get the most out of each and every player at the club have been instrumental in the club's strong results this season.

Finally, thank you to all the 29 players who contributed towards our success in Fourth Grade this season. Hopefully we can go one better in the 2019 / 20 season and as a club we can reach our goal of winning another Club Championship.

BD



Gavin Brown presents Anthony Horgan with the Player of the Final Award for Fourth Grade

### FOURTH GRADE PREMIERSHIP STATISTICS

|                 |   |
|-----------------|---|
| Premiership:    | 2nd, lost in Grand Final  |
| Matches played: | 13: Won Outright 1, Won on 1st innings 6, Drawn 3, Lost 1st innings 3 |

#### Fourth Grade Batting

| Player         | Matches | Innings | Not Outs | Best Score | 100s | 50s | Runs | Average |
|----------------|---------|---------|----------|------------|------|-----|------|---------|
| Boncompagni LM | 10      | 10      | -        | 120        | 1    | 1   | 301  | 30.10   |
| Gale BE        | 10      | 10      | 2        | 93*        | -    | 2   | 270  | 33.75   |
| Garske WA      | 11      | 10      | 1        | 92         | -    | 1   | 215  | 23.89   |
| Thornton XL    | 8       | 6       | -        | 52         | -    | 2   | 195  | 32.50   |
| Brown KC       | 13      | 11      | -        | 64         | -    | 1   | 178  | 16.18   |
| Lewis KPV      | 5       | 4       | 2        | 102*       | 1    | -   | 175  | 87.50   |
| Donker BRJA    | 12      | 11      | 2        | 54         | -    | 1   | 158  | 17.56   |
| Stubblings MT  | 7       | 5       | 1        | 77*        | -    | 1   | 137  | 34.25   |
| Ryall NJ       | 4       | 3       | -        | 62         | -    | 2   | 121  | 40.33   |
| Collier HJ     | 7       | 5       | 2        | 36         | -    | -   | 89   | 29.67   |
| Perkins DM     | 4       | 3       | -        | 50         | -    | 1   | 84   | 28.00   |
| Saw BA         | 5       | 5       | -        | 37         | -    | -   | 81   | 16.20   |
| Van Homrigh MP | 2       | 2       | -        | 60         | -    | 1   | 66   | 33.00   |
| McGill NM      | 1       | 1       | -        | 42         | -    | -   | 42   | 42.00   |
| Kruip WJ       | 1       | 1       | -        | 34         | -    | -   | 34   | 34.00   |
| Wallington JJ  | 13      | 8       | 2        | 14         | -    | -   | 31   | 5.17    |
| Brown GC       | 2       | 2       | -        | 23         | -    | -   | 25   | 12.50   |
| Wildermuth SG  | 2       | 2       | -        | 15         | -    | -   | 19   | 9.50    |
| Jeh Z          | 4       | 3       | 2        | 15*        | -    | -   | 18   | 18.00   |
| Whyte HG       | 3       | 2       | -        | 17         | -    | -   | 17   | 8.50    |
| Lucas CW       | 2       | 2       | 1        | 11*        | -    | -   | 11   | 11.00   |
| Horgan AR      | 5       | 2       | -        | 10         | -    | -   | 10   | 5.00    |
| Alexander JP   | 1       | 1       | -        | 9          | -    | -   | 9    | 9.00    |
| McPhee NB      | 1       | 1       | -        | 9          | -    | -   | 9    | 9.00    |
| Mackay CJ      | 8       | 3       | 2        | 5          | -    | -   | 5    | 5.00    |
| Pickford MR    | 1       | 1       | -        | 3          | -    | -   | 3    | 3.00    |
| Puri S         | 4       | 1       | -        | 2          | -    | -   | 2    | 2.00    |
| Rana M         | 1       | 1       | -        | 1          | -    | -   | 1    | 1.00    |
| Pappalardo TS  | 1       | 1       | -        | 1          | -    | -   | 1    | 1.00    |

#### Fourth Grade Bowling

| Player         | Overs | Maidens | Runs | Wickets | Average | Best | 5 Wkts. |
|----------------|-------|---------|------|---------|---------|------|---------|
| Wallington JJ  | 160.1 | 39      | 428  | 23      | 18.61   | 4-4  | -       |
| Brown KC       | 85.1  | 16      | 317  | 18      | 17.61   | 5-2  | 1       |
| Stubblings MT  | 83.3  | 17      | 192  | 15      | 12.80   | 3-4  | -       |
| Horgan AR      | 80    | 17      | 216  | 13      | 16.62   | 5-92 | 1       |
| Mackay CJ      | 87    | 24      | 240  | 13      | 18.46   | 4-31 | -       |
| Puri S         | 44    | 15      | 96   | 11      | 8.73    | 6-36 | 1       |
| Collier HJ     | 70.1  | 17      | 193  | 9       | 21.44   | 2-31 | -       |
| Thornton XL    | 39.5  | 10      | 99   | 7       | 14.14   | 2-9  | -       |
| Jeh Z          | 58    | 12      | 146  | 5       | 29.20   | 2-23 | -       |
| Wildermuth SG  | 18    | 2       | 63   | 4       | 15.75   | 3-34 | -       |
| Lucas CW       | 28.3  | 4       | 103  | 2       | 51.50   | 2-49 | -       |
| Kruip WJ       | 6.1   | -       | 34   | 2       | 17.00   | 2-34 | -       |
| McGill NM      | 3     | -       | 15   | 1       | 15.00   | 1-15 | -       |
| Alexander JP   | 19    | 3       | 65   | 1       | 65.00   | 1-16 | -       |
| Van Homrigh MP | 1     | -       | 3    | -       | -       | 0-3  | -       |
| Whyte HG       | 13    | 4       | 48   | -       | -       | 0-12 | -       |
| Perkins DM     | 1     | -       | 5    | -       | -       | 0-5  | -       |
| Saw BA         | 3     | -       | 3    | -       | -       | 0-3  | -       |
| Lewis KPV      | 8     | 2       | 40   | -       | -       | 0-9  | -       |

**FOURTH GRADE FINAL**  
**VALLEY v UNIVERSITY OF QUEENSLAND**  
**23, 24, 30, 31 March 2019, Wep Harris Oval, St Lucia**

| University Batting | First Innings                    | Runs | Second Innings                 | Runs  |
|--------------------|----------------------------------|------|--------------------------------|-------|
| L Border           | c. WA Garske b. AR Horgan        | 9    | c. KC Brown b. HJ Collier      | 0     |
| TC Harn            | c. LM Boncompagni b. AR Horgan   | 40   | c. LM Boncompagni b. CJ Mackay | 0     |
| M Herring          | lbw b. AR Horgan                 | 77   | c. WA Garske b. CJ Mackay      | 0     |
| J Geraghty         | b. Z Jeh                         | 59   | lbw b. HJ Collier              | 7     |
| H D'Adonna         | b. MT Stubbings                  | 16   | b. MT Stubbings                | 2     |
| C Roberts          | lbw b. MT Stubbings              | 22   | not out                        | 120   |
| W Carlile          | c. LM Boncompagni b. AR Horgan   | 13   | c. BE Gale b. MT Stubbings     | 44    |
| O Mower            | c. BRJA Donker b. JJ Wallington  | 16   | c. WA Garske b. KC Brown       | 0     |
| H Williams         | not out                          | 57   | c. WA Garske b. MT Stubbings   | 0     |
| P Siriwardne       | c. MT Stubbings b. JJ Wallington | 0    | not out                        | 7     |
| U Kapure           | c. KC Brown b. AR Horgan         | 1    | dnb                            |       |
|                    | Extras (nb 2, w 2, b 8, lb 7)    | 19   | Extras (nb 1, w 0, b 9, lb 1)  | 11    |
|                    | TOTAL                            | 329  | TOTAL                          | 8/191 |

| Valley Bowling | First Innings |       |      |       | Second Innings |       |      |       |
|----------------|---------------|-------|------|-------|----------------|-------|------|-------|
|                | Overs         | Mdns. | Runs | Wkts. | Overs          | Mdns. | Runs | Wkts. |
| MT Stubbings   | 25.0          | 4     | 63   | 2     | 7.0            | 0     | 19   | 3     |
| AR Horgan      | 33.0          | 9     | 92   | 5     |                |       |      |       |
| KC Brown       | 16.0          | 4     | 59   | 0     | 3.0            | 0     | 26   | 0     |
| Z Jeh          | 24.0          | 9     | 44   | 1     |                |       |      |       |
| JJ Wallington  | 17.0          | 4     | 51   | 2     | 9.0            | 0     | 42   | 0     |
| DM Perkins     | 1.0           | 0     | 5    | 0     |                |       |      |       |
| HJ Collier     |               |       |      |       | 17.0           | 5     | 45   | 2     |
| CJ Mackay      |               |       |      |       | 14.0           | 3     | 49   | 3     |

| Valley Batting | First Innings                 | Runs | Second Innings | Runs |
|----------------|-------------------------------|------|----------------|------|
| L Boncompagni  | c. M Herring b. H Williams    | 8    |                |      |
| BE Gale        | c. C Roberts b. J Geraghty    | 56   |                |      |
| WA Garske      | lbw b. H D'Adonna             | 0    |                |      |
| DM Perkins     | c. C Roberts b. W Carlile     | 13   |                |      |
| BRJA Donker    | c. C Roberts b. W Carlile     | 1    |                |      |
| NJ Ryall       | b. J Geraghty                 | 4    |                |      |
| Z Jeh          | retired not out               | 15   |                |      |
| CJ Mackay      | b. H Williams                 | 5    |                |      |
| MT Stubbings   | c. C Roberts b. H D'Adonna    | 1    |                |      |
| KC Brown       | c. U Kapure b. H D'Adonna     | 26   |                |      |
| HJ Collier     | c. C Roberts b. J Geraghty    | 36   |                |      |
| JJ Wallington  | not out                       | 0    |                |      |
| AR Horgan      | dnb                           |      |                |      |
| TS Pappalardo  | dnb                           |      |                |      |
|                | Extras (nb 2, w 2, b 2, lb 3) | 9    |                |      |
|                | TOTAL                         | 174  |                |      |

| University Bowling | First Innings |       |      |       | Second Innings |       |      |       |
|--------------------|---------------|-------|------|-------|----------------|-------|------|-------|
|                    | Overs         | Mdns. | Runs | Wkts. | Overs          | Mdns. | Runs | Wkts. |
| H Williams         | 12.0          | 3     | 23   | 2     |                |       |      |       |
| H D'Adonna         | 19.0          | 5     | 49   | 3     |                |       |      |       |
| W Carlile          | 12.0          | 2     | 28   | 2     |                |       |      |       |
| J Geraghty         | 9.0           | 1     | 14   | 3     |                |       |      |       |
| P Siriwardne       | 15.0          | 4     | 33   | 0     |                |       |      |       |
| U Kapure           | 8.0           | 3     | 21   | 0     |                |       |      |       |
| O Mower            | 4.0           | 3     | 1    | 0     |                |       |      |       |

**Match Result:** University of Queensland won on first innings  
**Toss Won by:** University of Queensland (elected to bat first)  
**Captains:** BRJA Donker (VDCC) & O Mower (University)  
**Valley Man of Match:** AR Horgan  
**Umpires:** Benjamin Farrell & Raymond Marsh  
**Valley Scorer:** Greg Ball

## **FIFTH GRADE – The Roy Tanner Shield**

|                              |               |
|------------------------------|---------------|
| Wynnum/Manly                 | 166.01        |
| University of Queensland (1) | 152.59        |
| Redlands                     | 151.87        |
| <b>Valley</b>                | <b>139.04</b> |
| South Brisbane               | 138.85        |
| Western Suburbs              | 134.62        |
| Northern Suburbs             | 128.80        |
| Toombul                      | 108.49        |
| University of Queensland (2) | 94.95         |
| Sandgate - Redcliffe         | 84.38         |

### **Fifth Grade Captain's Report: Cameron Skinner**

Following a successful 2017-18 Premiership season, the 5<sup>th</sup> grade side headed into 2018-19 looking for three premierships in a row. As always, the changing of seasons brought the changing of sides, with new faces blending seamlessly in with some experience to kick off the 2018-19 Season.

#### **Pre-Christmas**

Round 1: Loss  
Round 2: First innings win  
Round 3: Draw  
Round 4: First innings win  
Round 5: Win  
Round 6: Win  
Round 7: First innings loss  
Round 8: Loss  
Round 9: Loss  
Round 10: Loss

To say our leadup to Christmas was mixed is an understatement. A lack of standout performances with the bat, with only three scores over 50 before the break, saw our bowlers having to work hard to keep us in games. Zanden Jeh, in his second game of 5<sup>th</sup> grade, took 5/25 against Uni with a mature display of bowling, following it up with 3/13 the next game in a washout. The club's youngest veteran, Jamie Alexander, then took 5/53 out at Redlands in a tight game that would be remembered for arguably the luckiest innings VDCC has ever seen, 82/8 by Dean Perkins.

Opening bowler Alexander then had the great joy of earning a career stumping off his bowling, with Jake McCall doing a fine job behind the stumps against Toombul in a tight win. After a win against Sandgate in round six we were in the top two and feeling good as to our position, but things took a turn in round 8. Declaring at 5/210 against Wynnum to chase a result, Wynnum eventually passed us late in the day with the opposing skipper making 100\* (well one scorebook said 92 and the other 100) in what was, at times, a fairly passionate afternoon of cricket.

Looking to bounce back the next week against Souths, our venerable skipper lost the toss on your standard Ashgrove Three deck (the juniors had played in the morning through rain), to see us skittled for 136. Playing his first game for Souths, their opener hit 107\* in 19 overs.

We were quietly proud to have the rest of the team 5/30, but clearly cricket doesn't work that way. Further losses in rounds 9 and 10 put our season on the ropes.

#### **Post- Christmas**

Round 11: First innings win  
Round 12: First innings win  
Round 13: First innings win  
Round 14: First innings loss

Knowing we'd need to be perfect after Christmas to play semi-finals, we started well against Uni. A disciplined bowling and fielding effort saw Uni dismissed for 96 and in return we were cruising at 4-86. The skipper then got one that literally rolled (no revisionist history here) and all of a sudden we were 9-90. Jamie Alexander and Anthony Horgan counter punched to give us a handy lead with a 68 run stand.

Without their star recruit, Souths weren't 5/137 this time but all out 31. Anthony with 6/16 & Alexander 4/9 in an incredible display of grade line and length, defending 94. Lachie Adams then finally got some reward for his efforts up the top of the order against Toombul with 55, as we had our third convincing win on the trot.

Coming into the final game of the season we knew a win against Wests would cement a semi-final spot. However, another poor display in our first innings saw us bundled out for 89, with Wests declaring at 9/155. We were aggressive with the bat in the second innings, with Pat and Durko both notching up 50s. With the skipper sensing some late wickets to chase bonus points and a club championship (and the chance to red ink twice in one game), we declared at 8/208 to give ourselves 20 overs for an unlikely outright.

Wests had nothing to lose on the final afternoon of their season and soon the wickets tumbled. Dan Cook started rolling out the grenades and Wests slumped to 9/90 with an over to go. An outright victory would slide us up to third!

The second last delivery was a quicker one that thudded into the front pad. The umpire sadly made the correct decision and not out was the call. What we didn't know at the time, was that we had snuck into the finals by 0.19 points!



**Semi Final:**

Our final afternoon heroics earned us a trip to Wynnum as they were the top placed side.

In a great shock to all of those in the Brisbane cricket fraternity, it rained heavily on the Friday, Saturday and Sunday of the Semi-Final weekend. In an even greater shock, Wynnum didn't flood as we expected.

We won the toss and promptly sent Wynnum in and they set about making 312 off 91 overs. Dan Cook took 5-82, and was well backed by Palam (2-57), and Hayden and Jamie who took one each. Sadly, rain ruined a promising chase, but that's what happens when you play finals games as the away side.

In total 34 players played 5<sup>th</sup> grade this season, with a minimum of two changes between each round. This sort of stability is not entirely conducive to team morale and confidence, with some of the gents forced to play different roles for the team each week depending on the line up.

To each and every one of you, I say thanks. You were a pleasure to skipper, and even though you might not have fully agreed with the role I asked you to play, I know you gave me 100% each time you showed up.

On selections, I'd like to thank Matty Walter for doing a sterling job and dealing with late changes in what was a challenging year finalising teams.

Thanks also to Greg Ball for putting up with my tardy timing of handing in score sheets, and Peter Sherman for his support when it was needed.

Finally, thanks to Brad Murphy for his continued leadership on and off the field throughout the season. The strength this club has built through all grades is a testament to your huge commitment over the past few seasons.

See you all in 2019-20.

Cam Skinner



Keith Dudgeon presents Zanden Jeh with the trophy for Lower Grade Club Champion.

## FIFTH GRADE PREMIERSHIP STATISTICS

|                 |  |
|-----------------|--|
| Premiership:    | 4th, drew Semi Final                               |
| Matches played: | 15: Won 1st innings 7, Drawn 2, Lost 1st innings 6 |

### Fifth Grade Batting

| Player        | Matches | Innings | Not Outs | Best Score | 100s | 50s | Runs | Average |
|---------------|---------|---------|----------|------------|------|-----|------|---------|
| Rana M        | 12      | 13      | -        | 48         | -    | -   | 239  | 18.38   |
| Adams LR      | 8       | 7       | -        | 55         | -    | 1   | 156  | 22.29   |
| Wildermuth SG | 9       | 9       | 2        | 45         | -    | -   | 154  | 22.00   |
| Saw BA        | 5       | 6       | -        | 61         | -    | 1   | 144  | 24.00   |
| Perkins DM    | 5       | 4       | -        | 82         | -    | 1   | 114  | 28.50   |
| Blackman MT   | 9       | 7       | 1        | 52*        | -    | 1   | 110  | 18.33   |
| Horgan PM     | 4       | 5       | -        | 36         | -    | -   | 103  | 20.60   |
| Singh P       | 6       | 7       | -        | 40         | -    | -   | 101  | 14.43   |
| Horgan AR     | 10      | 8       | 1        | 50*        | -    | 1   | 98   | 14.00   |
| McPhee NB     | 6       | 6       | 1        | 31         | -    | -   | 88   | 17.60   |
| Jeh Z         | 10      | 9       | 2        | 26         | -    | -   | 82   | 11.71   |
| Friend MA     | 5       | 6       | 2        | 32         | -    | -   | 68   | 17.00   |
| Collier TA    | 3       | 3       | 1        | 27         | -    | -   | 67   | 33.50   |
| Skinner CM    | 10      | 7       | -        | 42         | -    | -   | 65   | 9.29    |
| Cook DJ       | 4       | 4       | -        | 21         | -    | -   | 53   | 13.25   |
| Whyte JR      | 2       | 2       | -        | 47         | -    | -   | 48   | 24.00   |
| Rees FL       | 5       | 4       | 1        | 35         | -    | -   | 48   | 16.00   |
| Alexander JP  | 12      | 7       | 5        | 17         | -    | -   | 34   | 17.00   |
| Lanning AG    | 2       | 2       | -        | 25         | -    | -   | 27   | 13.50   |
| Badenhorst B  | 1       | 2       | -        | 24         | -    | -   | 26   | 13.00   |
| Pappalardo TS | 3       | 3       | -        | 18         | -    | -   | 25   | 8.33    |
| Durkin JW     | 2       | 2       | 2        | 16*        | -    | -   | 23   | -       |
| Gale BE       | 2       | 2       | -        | 20         | -    | -   | 22   | 11.00   |
| Gonzalez MX   | 2       | 3       | 1        | 14         | -    | -   | 21   | 10.50   |
| Walker DJ     | 2       | 3       | 1        | 8*         | -    | -   | 21   | 10.50   |
| McCall JA     | 3       | 3       | 1        | 19         | -    | -   | 20   | 10.00   |
| Ryall NJ      | 2       | 3       | -        | 11         | -    | -   | 16   | 5.33    |
| Sutton LC     | 2       | 2       | 1        | 5*         | -    | -   | 10   | 10.00   |
| Wenzel RZ     | 2       | 2       | -        | 8          | -    | -   | 10   | 5.00    |
| Raj AE        | 1       | 1       | -        | 6          | -    | -   | 6    | 6.00    |
| Cope SW       | 2       | 1       | -        | 2          | -    | -   | 2    | 2.00    |
| Bradford N    | 2       | 2       | -        | 2          | -    | -   | 2    | 1.00    |
| Mackay CJ     | 2       | 1       | 1        | 1*         | -    | -   | 1    | -       |
| Whyte HG      | 1       | 1       | -        | 0          | -    | -   | 0    | 0.00    |
| Bembrick LA   | 1       | -       | -        | -          | -    | -   | -    | -       |
| Stackpoole SJ | 1       | -       | -        | -          | -    | -   | -    | -       |



Zanden Jeh was also awarded the Peter Easton Trophy for Foremost Under 18 Player.



### Fifth Grade Bowling

| Player        | Overs | Maidens | Runs | Wickets | Average | Best | 5 Wkts. |
|---------------|-------|---------|------|---------|---------|------|---------|
| Horgan AR     | 137   | 34      | 366  | 25      | 14.64   | 6-16 | 1       |
| Blackman MT   | 91    | 23      | 234  | 22      | 10.64   | 4-14 | -       |
| Jeh Z         | 100.5 | 26      | 251  | 19      | 13.21   | 5-25 | 1       |
| Alexander JP  | 132   | 40      | 382  | 17      | 22.47   | 5-53 | 1       |
| Singh P       | 72.3  | 17      | 182  | 7       | 26.00   | 3-18 | -       |
| Walker DJ     | 27.3  | 9       | 49   | 7       | 7.00    | 3-15 | -       |
| Cook DJ       | 25.1  | 4       | 113  | 5       | 22.60   | 5-82 | 1       |
| Wildermuth SG | 40    | 10      | 156  | 4       | 39.00   | 2-29 | -       |
| Durkin JW     | 17    | 2       | 59   | 3       | 19.67   | 3-18 | -       |
| Whyte JR      | 19    | 3       | 49   | 3       | 16.33   | 2-27 | -       |
| Gonzalez MX   | 22    | 4       | 67   | 2       | 33.50   | 2-49 | -       |
| Collier TA    | 3     | -       | 16   | 1       | 16.00   | 1-16 | -       |
| Friend MA     | 9     | -       | 38   | 1       | 38.00   | 1-22 | -       |
| Cope SW       | 15    | 1       | 43   | 1       | 43.00   | 1-19 | -       |
| Bembrick LA   | 3.3   | 1       | 9    | 1       | 9.00    | 1-9  | -       |
| Whyte HG      | 20    | 6       | 70   | 1       | 70.00   | 1-70 | -       |
| Mackay CJ     | 14.4  | 4       | 37   | 1       | 37.00   | 1-31 | -       |
| Rana M        | 2     | -       | 13   | 1       | 13.00   | 1-13 | -       |
| Rees FL       | 1     | 1       | -    | -       | -       | 0-0  | -       |
| Saw BA        | 1     | -       | 4    | -       | -       | 0-4  | -       |
| Perkins DM    | 2     | -       | 13   | -       | -       | 0-13 | -       |
| Raj AE        | 6     | 1       | 27   | -       | -       | 0-27 | -       |
| Skinner CM    | 1.1   | -       | 5    | -       | -       | 0-5  | -       |
| Adams LR      | 1     | -       | 8    | -       | -       | 0-8  | -       |
| Badenhorst B  | 4     | -       | 9    | -       | -       | 0-9  | -       |
| Horgan PM     | 2     | -       | 18   | -       | -       | 0-18 | -       |



Sixth Grade (1) after winning the Grand Final against Redlands.

## SIXTH GRADE – The WEP Harris Shield

|                          |               |
|--------------------------|---------------|
| <b>Valley (1)</b>        | <b>176.66</b> |
| Redlands (2)             | 170.93        |
| Toombul                  | 156.50        |
| Redlands (1)             | 154.57        |
| South Brisbane           | 154.21        |
| Western Suburbs          | 138.11        |
| University of Queensland | 126.76        |
| <b>Valley (2)</b>        | <b>112.04</b> |
| Northern Suburbs (2)     | 97.61         |
| Wynnum/Manly             | 81.28         |
| Sandgate - Redcliffe     | 79.93         |
| Northern Suburbs (1)     | 79.21         |

### **Sixth Grade (No. 1) Captain's Report: Clinton Kempnich**

Another interesting and enjoyable season for the club and always great to be part of a happy team that is this Sixth Grade side.

An observation is that this can be a difficult grade, if you are in Seconds you play against Second Grade players, here in 6ths there is a mix that means you never really know what or who you may encounter. I think those who view lower grades from afar have no idea of the talent and passion on show. It is a wonderful pathway for new players and for value-adding stalwarts to enjoy and be an integral part of the big wheel of club cricket, that alas keeps being forgotten or swept aside by the cricketing hierarchy. I don't see too many "grass roots" KPI jargon using officials at these games .... well actually none ever! I do see volunteers and club people who have been around for a long time, investing in those who hopefully will also be around club land for a long time too.

I will mention some of the highlights and cover as many players as possible, but this will only be a snippet into what was a very positive and harmonious side.

We had some of the usual suspects back, including Michael Shinnick. Prickle and I have played a lot of cricket together and he brings so much to a team. I have said this about him before, but he is a bloke that all listen to and admire. His batting continues to impress debutants, he can hit a long ball and reads game situations very well. He was a super support to me and this team. Towards the end of the season he had a few stints back with the gloves and showed he has not lost skills there either. We were lucky that the Trump factor forced Prickle to stay all season, waiting for US approval to wed his betrothed in Boston. Sorry Stacey.

The Hicks lads, Jimmy and Sammy, are talented players who now enjoy the game and companionship of this side. Sammy has developed into a very good keeper/bat and this season did not have a great time with the bat, but made up for this with his keeping. Several match winning catches and stumpings really helped us at crucial times. Sammy loves chatting to new batsmen, especially when keeping up to the stumps. Jimmy loves to bat and was a very consistent performer across the season. A good competitor who now is figuring out lower grade cricket. His batting is always a pleasure to watch.

Brendan Badendorst always gives the team something and this season his bowling continued to improve and the rewards came. Never cares which end he bowls from and how many or how few overs he bowls, a skipper's dream.

Conor Rees, the least pretentious cricketer around town, bowled beautifully on occasions and was unlucky to not get more wickets. His run saving and runout abilities in the field are extraordinary.

Fergus Rees, the utility spot filler in 4ths, 5ths and 6ths, found himself back with us and we all enjoyed that. Ferg loves bowling and knows he will get some overs here, however his fielding and batting were great for us as well. More about Ferg in the GF...

Wilko our resident "3.2 over" all-rounder brings much to the team and had a post-Christmas return, after his fact finding GQ photo opp stint in the UK. Stu while looking exceedingly robust in his photo portfolio, suffers from a gene that only allows between 3.2 and 3.4 overs before breaking down. Having said that, he always managed to nick someone up and knock some stumps flying in this spell. His batting always managed to contribute to our totals and dug us out of some holes we found ourselves in. His sparkling repartee and dialogue kept all enthralled. Simply an entertainer both on and off the field.

Another one of the Rees brigade, Hugo typified lower grade batting with a unique dismissal of being stumped off a no ball. Hugo made some solid contributions with the bat and was reliable in the field. He has since donated his thigh pad to GPS to use as goal post padding.

Josh Durkin had a stellar year last season and this year (as predicted) his batting developed more and his leg spin produced many key wickets. His ability to get out "big" players means he will have continued success in higher grades. A fantastic fielder who will provides great spark to his side.

.50 cal Coleman (Kyle) is another captain's dream. Supportive of ideas and not one to complain. Bowls terrific lines and can change a game quickly with his powerhouse batting.

The 2 Matts...Matt McFadden who played throughout the season but could not be fitted into finals sides, was still great in support for us. Matt has a lot to offer the younger blokes and played some handy knocks for us. His on-field advice is always worthwhile. Matt Friend another gentle giant, found himself in 5ths after taking a Michelle for us in round one. Matt came back to us for finals and was a pleasure to have on board.

Palem Singh quickly found his feet at VDCC having been overlooked at Souths. His control in bowling offies was terrific and he was not with us for too long before being promoted to 5ths. As a young player in his first full season of senior cricket, Palem will give great service as a strong all-rounder.

We saw other terrific club prospects prior to the school season in term 1. Tom Magee is a left hander who relished getting overs and had the knack of taking great catches. Tom Conway smacked a ton against Wynnum and is another emerging VDCC talent. I look forward to seeing these players back next season.

As a side we played good, solid, hard cricket and only responded with any conversation when other sides crossed the personal line. There were a few highlight moments of negativity from opponents that turn games. The "Survivor" who batted with a Mongoose after sledging our entire side was a prime example. It was almost a personalized bat if you left out the "mon". Another opponent with an excessive negative and personal vocab in a big match found that he had multiplied the pressure on himself when batting a hundredfold.

Mitchie, our "home ground", requires phone calls and chat groups to organise players to come Wednesday to Friday to cover the ground and carry out the 30 KG water weights to secure covers. We have grown to enjoy playing there and see it as our home ground. This very supportive group helped me avoid more hernias and thrown out backs by turning up to help. I am not sure the grass roots decision makers at CA are aware any of this stuff happens. I keep scratching my head and talking to those who might listen but nothing changes, so I move on. Our club is fantastic in pouring our effort and resources into improving facilities and opportunities for all players. Take note all associations. Bank accounts should be reinvested in cricket.

Our club was very successful and it was unfortunate that we did not get a few more premierships wins. Well done to Firsts, Seconds, Thirds, Fourths, Fifths and both Subbies sides who all deserve their success. This highlights the difficulty of winning premierships, but also underlines the depth and talent that is at our club. The club spirit and character has never been stronger in my time. Being the only side to make it with a GF win meant we were under the radar but got a lot of support from many parties. It was great to see a spread of all supporters from across all grades and segments of the club. To those past players and parents of those who have been through this pathway, we received great positive words. Thanks to you.

The season was again enjoyable because of the likes of Brad Murphy who knows club cricket so well from top to bottom. He is pragmatic and applies common sense rather than a set dogma. Walts did a great job as Chairman of Selectors again. The flow on effect of having so many quality players makes his life interesting, especially when the Friday morning phone call comes about who can play and who can't. The slide effect and trying to balance teams and keep everyone happy, even those who have no idea of the complexity, is a massive feat.

#### **The Semi Final:**

Washed out due to me (apparently) making the heavens deposit over 150 mms of rain across Friday and Saturday nights.

#### **The Grand Final:**

We lost the toss and Redlands batted. Probably a good toss to lose as everything said bat, but we knew there was a bit in it early. Wilko (2 wickets) and Brendan (3 wickets) bowled great lines and got early rewards with swing and seam movement. Redlands were 3/12 and we were on a roll. We knew they batted deep and so we just did what we do well and strangle sides with good field placements and bowlers who can execute set plans without getting lost in the moment. Every time Redlands looked to recover with a partnership, we forced an error and kept taking wickets.

Durko bowled well, getting two poles and would have got a few more if Redlands had more than 11 in their side. His bowling at a former First Grade player was outstanding. The skipper chimed in with 2 wickets. A very tidy bowling and fielding effort overall. Redlands all out for 80 in 45 overs.

In finals I try to get all qualified players a game (not always possible), which means we have players in one day but out the next, over the four days of a GF. So we must be flexible with our batting line up and this had to be considered with our first innings. We go through the day one down with Prickle out early. It appeared they thought the game was in their grasp after they got him out. Prickle had given us so many great starts with his powerhouse batting, but others would need to come to the party and they did.

Matt Friend (31) batted superbly and weathered a very good attack. Jimmy batted with great resolve (34no) to get us through only one down, with Jimmy being replaced by Kyle next day. .50 cal, loving the promotion to 3, showed he can bat anywhere and took the game to Redlands with a sparkling 45 off 58 balls. Losing 3 quick wickets after this found us at 6/159. We were in danger of not posting a significant lead.

During this time Fergus was at the crease, continuing to chip away and set up partnerships with Sammy and Wilko and we reached 9/222 and a lead of 140ish. Fergus (73) knew and so did I batting at 11, that Redlands would not fold a second time and had some batters who could bat long and get scores. I must admit that batting with Fergus was the best day at work ever. The more they sledged the better we batted and our level of resilience grew. Fergus batted magnificently and read the game perfectly. Interesting running between wickets when you have a tortoise and a hare. Our partnership of 42 runs really hurt them and gave us a buffer of 184 runs. In case you are wondering, I got 3 of these.

Second innings for Redlands and we weren't sure what their game plan was, as time was running out. These games are generally played at 2 runs an over, so we calculated they needed to go hard to get in front and have a crack at us. You don't really want to be chasing a yip yip score of 80ish batting last.

Redlands got off to a good start. Our fielding let us down, grassing a few and missing lots of run out opps. However the scoreboard pressure meant they kept losing steady wickets and the run rate was not big. When they decided to charge at us, too many risks were needed and we knew their luck would run out. This time we showed that we had bowling depth and while Brendan (fetlock issues) and Wilko toiled for no success, Kyle and I bowled a lot in the middle, each of us bagging at good economy. Durko chipped in again bowling well throughout (even his magic ball was landing). Jimmy, the reluctant bowler, stepped up when a partnership that loomed big and potentially game changing for Redlands began to evolve. Two key wickets to Jim saw Redlands end only 11 ahead. We got them one down.

Well done team. You were all part of something worth remembering. Many thanks to Stu Rees, resident manager and scorer who maintained a high level of sartorial elegance throughout the hot finals campaign.

Thanks to the club and the friends created, through playing and being a part of Valleys.

Clinton Kempnich

## SIXTH GRADE (No. 1) PREMIERSHIP STATISTICS

|                 |  |
|-----------------|--|
| Premiership:    | Premiers   |
| Matches played: | 16: Won outright 3, Won 1st innings 7, Drawn 4, Lost 1st innings 2 |

### Sixth Grade (No. 1) Batting

| Player          | Matches | Innings | Not Outs | Best Score | 100s | 50s | Runs | Average |
|-----------------|---------|---------|----------|------------|------|-----|------|---------|
| Shinnick ML     | 13      | 15      | -        | 86         | -    | 7   | 586  | 39.07   |
| Hicks JJ        | 15      | 14      | 2        | 70         | -    | 2   | 380  | 31.67   |
| Friend MA       | 8       | 8       | -        | 78         | -    | 3   | 296  | 37.00   |
| Rees HI         | 12      | 13      | 3        | 101        | 1    | 1   | 270  | 27.00   |
| Badenhorst B    | 14      | 13      | 2        | 104*       | 1    | 1   | 259  | 23.55   |
| Durkin JW       | 12      | 12      | 2        | 51         | -    | 1   | 213  | 21.30   |
| Rees FL         | 6       | 7       | 2        | 73         | -    | 2   | 209  | 41.80   |
| Singh P         | 8       | 8       | 3        | 68*        | -    | 1   | 185  | 37.00   |
| Coleman KJ      | 8       | 7       | 1        | 50         | -    | 1   | 173  | 28.83   |
| Conway TJ       | 5       | 6       | 1        | 108        | 1    | -   | 165  | 33.00   |
| Hicks ST        | 13      | 14      | 1        | 48         | -    | -   | 105  | 8.08    |
| Leeson-Smith HW | 5       | 6       | 2        | 52*        | -    | 1   | 78   | 19.50   |
| Ryall NJ        | 2       | 1       | -        | 72         | -    | 1   | 72   | 72.00   |
| Wilkinson ST    | 4       | 4       | 1        | 28         | -    | -   | 68   | 22.67   |
| Rees CI         | 12      | 9       | -        | 18         | -    | -   | 59   | 6.56    |
| McFadden MG     | 5       | 4       | -        | 19         | -    | -   | 33   | 8.25    |
| Kempnich CF     | 14      | 7       | 6        | 19*        | -    | -   | 27   | 27.00   |
| Willis CB       | 1       | 1       | -        | 23         | -    | -   | 23   | 23.00   |
| Thompson IC     | 1       | 1       | -        | 15         | -    | -   | 15   | 15.00   |
| Magee TP        | 6       | 3       | 2        | 6*         | -    | -   | 9    | 9.00    |
| Andersen TP     | 2       | -       | -        | -          | -    | -   | -    | -       |

### Sixth Grade (No. 1) Bowling

| Player          | Overs | Maidens | Runs | Wickets | Average | Best | 5 Wkts. |
|-----------------|-------|---------|------|---------|---------|------|---------|
| Kempnich CF     | 187.5 | 59      | 348  | 33      | 10.55   | 5-29 | 1       |
| Badenhorst B    | 143.3 | 22      | 386  | 23      | 16.78   | 3-22 | -       |
| Durkin JW       | 77    | 11      | 249  | 16      | 15.56   | 4-39 | -       |
| Hicks JJ        | 95.2  | 24      | 241  | 16      | 15.06   | 4-0  | -       |
| Rees CI         | 84.1  | 17      | 276  | 16      | 17.25   | 5-14 | 1       |
| Coleman KJ      | 108.2 | 33      | 303  | 14      | 21.64   | 3-34 | -       |
| Singh P         | 66    | 16      | 177  | 10      | 17.70   | 2-14 | -       |
| Magee TP        | 45    | 8       | 133  | 7       | 19.00   | 3-3  | -       |
| Friend MA       | 10    | -       | 74   | 5       | 14.80   | 5-45 | 1       |
| Leeson-Smith HW | 33    | 4       | 100  | 4       | 25.00   | 2-31 | -       |
| Thompson IC     | 9     | 3       | 14   | 3       | 4.67    | 3-14 | -       |
| Wilkinson ST    | 17    | 6       | 36   | 2       | 18.00   | 2-8  | -       |
| Rees FL         | 26    | 4       | 70   | 2       | 35.00   | 2-9  | -       |
| Rees HI         | 7.1   | 2       | 17   | 1       | 17.00   | 1-0  | -       |
| Andersen TP     | 8     | 1       | 31   | 1       | 31.00   | 1-9  | -       |
| Willis CB       | 2     | 2       | -    | -       | -       | 0-0  | -       |

**SIXTH GRADE FINAL**  
**VALLEY (1) v REDLANDS (2)**  
**23, 24, 30, 31 March 2019, Norm McMahon Oval, Ashgrove**

| <b>Redlands Batting</b> | <b>First Innings</b>            | <b>Runs</b> | <b>Second Innings</b>         | <b>Runs</b> |
|-------------------------|---------------------------------|-------------|-------------------------------|-------------|
| D Waddups               | c. ST Hicks b. B Badenhorst     | 2           | retired not out               | 4           |
| P Cummins               | lbw b. ST Wilkinson             | 2           | retired not out               | 4           |
| MD Burt                 | c. FL Rees b. CF Kempnich       | 8           | c. ST Hicks b. KJ Coleman     | 1           |
| A Hardy                 | lbw b. ST Wilkinson             | 6           | dnb                           |             |
| S Beu                   | stumped ST Hicks b. CF Kempnich | 17          | lbw b. KJ Coleman             | 10          |
| I Shepherd              | c. CI Rees b. B Badenhorst      | 23          | b. JJ Hicks                   | 37          |
| J Kildey                | run out (P Singh, ST Hicks)     | 6           | lbw b. CF Kempnich            | 15          |
| Z Maguire               | b. Badenhorst                   | 0           | not out                       | 6           |
| W Aspelng               | b. JW Durkin                    | 5           | c. ML Shinnick b. JJ Hicks    | 47          |
| M Wheeler               | not out                         | 6           | c. JW Durkin b. KJ Coleman    | 3           |
| BJ Thompson             | c. JJ Hicks b. JW Durkin        | 2           | c. KJ Coleman b. CF Kempnich  | 1           |
| MJ Williamson           | dnb                             |             | run out (FL Rees, ST Hicks)   | 8           |
| R Burger                | dnb                             |             | c. CF Kempnich b. JW Durkin   | 5           |
| H Short                 | dnb                             |             | c. KJ Coleman b. CF Kempnich  | 53          |
|                         | Extras (nb 0, w 1, b 1, lb 1)   | 3           | Extras (nb 0, w 0, b 0, lb 1) | 1           |
|                         | <b>TOTAL</b>                    | <b>80</b>   | <b>TOTAL</b>                  | <b>195</b>  |

| <b>Valley Bowling</b> | <b>First Innings</b> |              |             |              | <b>Second Innings</b> |              |             |              |
|-----------------------|----------------------|--------------|-------------|--------------|-----------------------|--------------|-------------|--------------|
|                       | <b>Overs</b>         | <b>Mdns.</b> | <b>Runs</b> | <b>Wkts.</b> | <b>Overs</b>          | <b>Mdns.</b> | <b>Runs</b> | <b>Wkts.</b> |
| B Badenhorst          | 13.0                 | 3            | 23          | 3            | 11.0                  | 2            | 35          | 0            |
| ST Wilkinson          | 5.0                  | 2            | 8           | 2            | 4.0                   | 2            | 7           | 0            |
| FL Rees               | 5.0                  | 1            | 10          | 0            |                       |              |             |              |
| CF Kempnich           | 10.0                 | 2            | 15          | 2            | 18.0                  | 5            | 30          | 3            |
| P Singh               | 4.0                  | 1            | 13          | 0            |                       |              |             |              |
| JW Durkin             | 8.2                  | 2            | 9           | 2            | 13.0                  | 0            | 40          | 1            |
| KJ Coleman            |                      |              |             |              | 15.1                  | 1            | 58          | 3            |
| JJ Hicks              |                      |              |             |              | 8.0                   | 1            | 24          | 2            |

| <b>Valley Batting</b> | <b>First Innings</b>           | <b>Runs</b> | <b>Second Innings</b>         | <b>Runs</b> |
|-----------------------|--------------------------------|-------------|-------------------------------|-------------|
| MA Friend             | c. A Hardy b. BJ Thompson      | 31          | dnb                           |             |
| ML Shinnick           | c. S Beu b. BJ Thompson        | 5           | c. Z Maguire b. H Short       | 4           |
| JJ Hicks              | retired not out                | 34          | dnb                           |             |
| KJ Coleman            | c. W Aspelng b. S Beu          | 45          | dnb                           |             |
| P Singh               | c. R Burger b. BJ Thompson     | 7           | dnb                           |             |
| JW Durkin             | c. R Burger b. BJ Thompson     | 4           | not out                       | 4           |
| FL Rees               | c. D Waddups b. S Beu          | 73          | dnb                           |             |
| B Badenhorst          | c. W Aspelng b. BJ Thompson    | 4           | dnb                           |             |
| ST Hicks              | c. W Aspelng b. M Wheeler      | 11          | dnb                           |             |
| ST Wilkinson          | b. W Aspelng                   | 25          | dnb                           |             |
| CI Rees               | lbw b. W Aspelng               | 0           | dnb                           |             |
| CF Kempnich           | not out                        | 3           | dnb                           |             |
| HI Rees               | dnb                            |             | not out                       | 4           |
|                       | Extras (nb 6, w 4, b 11, lb 1) | 22          | Extras (nb 0, w 0, b 0, lb 0) | 0           |
|                       | <b>TOTAL</b>                   | <b>264</b>  |                               | <b>1/12</b> |

| <b>Redlands Bowling</b> | <b>First Innings</b> |              |             |              | <b>Second Innings</b> |              |             |              |
|-------------------------|----------------------|--------------|-------------|--------------|-----------------------|--------------|-------------|--------------|
|                         | <b>Overs</b>         | <b>Mdns.</b> | <b>Runs</b> | <b>Wkts.</b> | <b>Overs</b>          | <b>Mdns.</b> | <b>Runs</b> | <b>Wkts.</b> |
| MD Burt                 | 16.0                 | 4            | 38          | 0            |                       |              |             |              |
| BJ Thompson             | 20.0                 | 7            | 50          | 5            | 2.0                   | 0            | 3           | 0            |
| Z Maguire               | 10.0                 | 3            | 27          | 0            |                       |              |             |              |
| M Wheeler               | 11.0                 | 2            | 37          | 1            |                       |              |             |              |
| S Beu                   | 18.2                 | 5            | 38          | 2            |                       |              |             |              |
| J Kildey                | 10.0                 | 3            | 18          | 0            |                       |              |             |              |
| H Short                 | 12.0                 | 4            | 24          | 0            | 1.3                   | 0            | 9           | 1            |
| D Waddups               | 1.0                  | 0            | 3           | 0            |                       |              |             |              |
| W Aspelng               | 7.0                  | 1            | 17          | 2            |                       |              |             |              |

**Match Result:** Valley won outright and on first innings  
**Toss Won by:** Redlands (elected to bat first)  
**Captains:** CF Kempnich (VDCC) & M Wheeler (Redlands)  
**Valley Man of Match:** FL Rees  
**Umpires:** Daniel Rosolen & Stephen Armstrong



# VALLEY DISTRICT CRICKET CLUB

AFFILIATED WITH QUEENSLAND CRICKET

ESTABLISHED 1897



## WEP HARRIS SHIELD (SIXTH GRADE) PREMIERS 2018/2019

Back Row: From Left to right: Brendan Badenhorst, Sam Hicks, Michael Shinnick, Stu Wilkinson, Matt Friend, James Hicks.

Front Row: Josh Durkin, Fergus Rees, Clinton Kempnich, Hugo Rees, Conor Rees, Matt McFadden. INSETS: Kyle Coleman, Palam Singh.

Secretary: Grant Mitchell, Treasurer: Mark Jones, Patron: Allan Border, President: Peter Easton,

Chairman: Pat Culpin, Vice Presidents: Gill Chapman, Keith Dudgeon.



## SIXTH GRADE (No. 2)

### Sixth Grade (No. 2) Captain's Report: Tom Gibson

I'll start with a few numbers:

- 41 – the number of diehard men who took to the field for 6(2) this year.
- 31 – the number of ducks this season
- 3 – the number of captains

Whilst these numbers may not make for ideal viewing, what they don't tell you is the great passion and pride our side had during the season. A relatively young side turned out most weeks against teams that were generally older and more experienced than our players, however we held our own in most contests. The late September and early October rain ruined our chances to string wins together, but even with constantly changing personnel we gave it our best crack to generate momentum.

Thanks to QC, pre-Christmas we often found ourselves playing on #3 at home when First Grade were playing on Peter Easton, which allowed those aspiring for higher honours to see what could be possible. This service from QC turned against us on the 10<sup>th</sup> of November, the day before Remembrance Day. We were playing Toombul at Curlew Park, Shorncliffe when two bagpipers decided that our fielding innings would be the perfect time to practice for their Remembrance Day performance. Initially it provided some enjoyment, however when it continued into its second hour, patience began to wear thin. Post-Christmas, we found ourselves at Mitchie, a field that we have not yet mastered the art of playing at, unlike George and his 6(1) crew.

Everyone in 6(2) should be proud of the development culture carried over from that laid down by Jon Malone in years previous. In our side this year we saw 22 players (that's two full teams): Dean Perkins, Sam Wildermuth, Hayden Whyte, Nick McPhee, Zanden Jeh, Sam Cope, Max Gonzalez, Jake McCall, Ashwin Raj, Tom Collier, Adam Ball, Declan Walker, Pat Horgan, Gavin Brown, Tom Pappalardo, Lachy Sutton, Sheldon Stackpoole, Dan Cook, Lachy Bembrick, Nick Bradford, Andrew Lanning and Reece Wenzel (leading run-scorer) go up and play a higher grade of cricket. Congratulations to these blokes for getting this opportunity, hopefully many more successful seasons of higher-grade cricket for you guys to come.

Prior to Christmas we were treated to some special cricket from a trio of young guys – Jack O'Neill, Tom Collier and Dean Perkins. For our side Dean had two innings and scored two hundreds, without an average because he scored 285 runs without getting out. This is a remarkable effort in any form of cricket, well done mate. Tom Collier (76\*) combined with Dean (139\*) in the derby to save us from what appeared to be certain defeat. Coming together at 3/3, they took the score to 3/229 before the rain came, with an hour and a half to go and only 98 runs to score – some would say, a winning position. Jack O'Neill was consistently a star player in his eight games for the season, taking 22 wickets, including one 5fa, making him the leading wicket taker, as well as scoring an aggregate of 219 runs. Jack took this form into the Marist season and should be congratulated for his efforts in that competition as well.

This season we welcomed some new players to our club and we were lucky enough to have Craig McConnachie play a few games with us before heading home to Scotland and Sheldon Stackpoole, a Wanderer's regular, play half the season in the side. We hope we made you feel welcome and look forward to having you at our club for years to come.

And now to some thank-you's.

To those who answered my last-minute call from Thursday night right up until the final hour – Gavin Brown, Michael Jeh, Mark Horswill, and especially Dad and LP. Thanks for bringing your experience and mateship to our side, I'm sure all the boys appreciated it.

To Drinno and Spudley for always providing quality training sessions for all players and challenging everyone to play their best.

To Jon Malone, for captaining this side over the last few seasons and starting of this season, for the culture you created, and the legacy you have left for 6(2). It is a pity to see you go and you put for us in right to the end, when your knee decided to give in. We wish you many more successful seasons on the fairways and greens. Thanks to Andrew Lanning and his deputy Reece, for filling in whilst I was away during the season. And to Walts for putting up with my replies at all hours, I'll never forget selecting teams in the airports of the world.

To Walts, Macca, George and Skins for assistance in selections, making sure we got a team on the park every week in tough circumstances, thanks so much. Until Subbies and Grade cricket align weekends, this will forever be almost impossible.

Thanks again to these guys above, with the addition of BD and Neilly for guidance in captaining a Grade side. It's a completely different challenge to Subbies but one I enjoyed whole-heartedly.

Thanks to Patty, Mitch and the rest of the club administration, your tireless efforts to ensure this club runs smoothly is forever appreciated. Without you guys, we wouldn't be the greatest club going around.

Finally, a congratulations to all who reached finals and ultimately won premierships this season, it's been a pleasure to share in your successes. Whilst we were the only Grade side to not qualify for finals, we had many players in higher grades make finals and that, unconventionally shows the success of our side.

See you all next season.

Gibbo

## SIXTH GRADE (No. 2) PREMIERSHIP STATISTICS

|                 |  |
|-----------------|--|
| Premiership:    | 8th  |
| Matches Played: | 14: Won outright 1, Won 1st innings 3, Drawn 2, Lost 1st innings 8 |

### Sixth Grade (No. 2) Batting

| Player           | Matches | Innings | Not Outs | Best Score | 100s | 50s | Runs | Average |
|------------------|---------|---------|----------|------------|------|-----|------|---------|
| Wenzel RZ        | 11      | 15      | 1        | 70         | -    | 2   | 351  | 25.07   |
| Perkins DM       | 2       | 2       | 2        | 146*       | 2    | -   | 285  | -       |
| Cook DJ          | 8       | 9       | 1        | 114*       | 1    | -   | 279  | 34.88   |
| Stackpoole SJ    | 5       | 9       | -        | 58         | -    | 1   | 271  | 30.11   |
| O'Neill JP       | 8       | 8       | 1        | 66         | -    | 2   | 219  | 31.29   |
| Lanning AG       | 12      | 13      | 1        | 36         | -    | -   | 176  | 14.67   |
| Bembrick LA      | 9       | 8       | -        | 58         | -    | 1   | 145  | 18.13   |
| Collier TA       | 4       | 3       | 1        | 76*        | -    | 1   | 111  | 55.50   |
| Pappalardo TS    | 5       | 6       | 1        | 37*        | -    | -   | 96   | 19.20   |
| Bradford N       | 10      | 9       | 2        | 26*        | -    | -   | 88   | 12.57   |
| Hastie TJ        | 5       | 5       | -        | 38         | -    | -   | 72   | 14.40   |
| Gonzalez MX      | 5       | 5       | -        | 32         | -    | -   | 68   | 13.60   |
| Walker DJ        | 6       | 7       | 1        | 30*        | -    | -   | 68   | 11.33   |
| Horgan PM        | 3       | 2       | -        | 54         | -    | 1   | 60   | 30.00   |
| Sutton LC        | 5       | 6       | 1        | 31*        | -    | -   | 60   | 12.00   |
| Horswill JG      | 3       | 4       | -        | 27         | -    | -   | 49   | 12.25   |
| Brown GC         | 4       | 4       | -        | 27         | -    | -   | 38   | 9.50    |
| Mukherjee NK     | 2       | 3       | 1        | 26*        | -    | -   | 35   | 17.50   |
| Gibson TB        | 13      | 10      | 7        | 16         | -    | -   | 31   | 10.33   |
| McPhee NB        | 2       | 3       | -        | 12         | -    | -   | 20   | 6.67    |
| Malone JN        | 2       | 1       | 1        | 19*        | -    | -   | 19   | -       |
| Miller ND        | 1       | 1       | -        | 18         | -    | -   | 18   | 18.00   |
| Gittins JJ       | 13      | 11      | 3        | 12*        | -    | -   | 18   | 2.25    |
| Raj AE           | 2       | 2       | -        | 17         | -    | -   | 17   | 8.50    |
| McConnachie C    | 2       | 2       | -        | 14         | -    | -   | 14   | 7.00    |
| Lavis CW         | 3       | 1       | -        | 13         | -    | -   | 13   | 13.00   |
| Ball AL          | 6       | 5       | -        | 11         | -    | -   | 11   | 2.20    |
| Jeh Z            | 1       | 1       | -        | 8          | -    | -   | 8    | 8.00    |
| Gibson GR        | 1       | 2       | 1        | 3          | -    | -   | 4    | 4.00    |
| Whyte HG         | 1       | 1       | -        | 4          | -    | -   | 4    | 4.00    |
| Bacon IG         | 2       | 2       | -        | 3          | -    | -   | 3    | 1.50    |
| Horswill MG      | 1       | 1       | -        | 2          | -    | -   | 2    | 2.00    |
| Wildermuth SG    | 1       | 1       | -        | 1          | -    | -   | 1    | 1.00    |
| Weibgen HD       | 1       | 1       | -        | 0          | -    | -   | 0    | 0.00    |
| Neill DT         | 2       | 2       | -        | 0          | -    | -   | 0    | 0.00    |
| Petersen LG      | 1       | 1       | -        | 0          | -    | -   | 0    | 0.00    |
| Scott-Burrows SR | 1       | -       | -        | -          | -    | -   | -    | -       |
| Jeh MPW          | 1       | -       | -        | -          | -    | -   | -    | -       |
| McCall JA        | 1       | -       | -        | -          | -    | -   | -    | -       |

### Sixth Grade (No. 2) Bowling

| Player        | Overs | Maidens | Runs | Wickets | Average | Best | 5 Wkts. |
|---------------|-------|---------|------|---------|---------|------|---------|
| O'Neill JP    | 95.4  | 27      | 205  | 22      | 9.32    | 5-27 | 1       |
| Bembrick LA   | 98    | 19      | 305  | 17      | 17.94   | 3-75 | -       |
| Gittins JJ    | 106   | 4       | 472  | 14      | 33.71   | 3-36 | -       |
| Gibson TB     | 98.2  | 11      | 405  | 11      | 36.82   | 2-54 | -       |
| Lanning AG    | 83    | 10      | 264  | 8       | 33.00   | 2-36 | -       |
| Walker DJ     | 37    | 7       | 93   | 7       | 13.29   | 3-12 | -       |
| Cook DJ       | 18    | -       | 101  | 5       | 20.20   | 2-23 | -       |
| Whyte HG      | 8     | 2       | 24   | 4       | 6.00    | 4-21 | -       |
| Collier TA    | 15.4  | -       | 91   | 3       | 30.33   | 2-29 | -       |
| Gonzalez MX   | 32    | 3       | 152  | 3       | 50.67   | 2-20 | -       |
| Hastie TJ     | 28    | 3       | 96   | 3       | 32.00   | 3-55 | -       |
| Jeh Z         | 8     | 2       | 21   | 3       | 7.00    | 3-21 | -       |
| McPhee NB     | 21    | 5       | 62   | 3       | 20.67   | 3-37 | -       |
| Malone JN     | 5     | 2       | 3    | 2       | 1.50    | 2-3  | -       |
| Petersen LG   | 1     | -       | 8    | 2       | 4.00    | 2-8  | -       |
| Jeh MPW       | 16    | 5       | 33   | 2       | 16.50   | 2-33 | -       |
| Bacon IG      | 13    | 3       | 31   | 2       | 15.50   | 2-28 | -       |
| Ball AL       | 23    | 4       | 77   | 2       | 38.50   | 1-11 | -       |
| Horswill JG   | 1     | -       | 11   | 1       | 11.00   | 1-11 | -       |
| Raj AE        | 16    | -       | 61   | 1       | 61.00   | 1-30 | -       |
| Stackpoole SJ | 7     | -       | 33   | 1       | 33.00   | 1-33 | -       |
| Wildermuth SG | 2     | -       | 10   | 1       | 10.00   | 1-10 | -       |
| McConnachie C | 8     | 1       | 28   | -       | -       | 0-28 | -       |
| Lavis CW      | 6     | 1       | 38   | -       | -       | 0-7  | -       |
| Neill DT      | 7     | -       | 36   | -       | -       | 0-5  | -       |
| Brown GC      | 2     | -       | 3    | -       | -       | 0-3  | -       |



Gavin Brown presents Dean Perkins with his award for the Highest Partnership of 2018/19. Dean and Thomas Collier scored 226 unbeaten runs for 6th (2) against 6th (1) on Ashgrove 3.

## **B3 SUB DISTRICTS COMPETITION**

|                   |              |
|-------------------|--------------|
| Moggill           | 106.92       |
| Ashgrove          | 103.78       |
| <b>Valley</b>     | <b>98.15</b> |
| Brookfield United | 92.62        |
| Rochedale South   | 85.41        |
| Taringa Rovers    | 78.65        |
| Coorparoo         | 66.24        |
| Everton Districts | 45.53        |

### **B3 Sub Districts Report: Robert Bailey**

Promoted to B3 after winning the C1 Premiership in 2017/18, the team started the season with a series of three one day matches, beginning with a “home” game against Ashgrove at Windsor Park.

Dean Perkins was clearly paying servitude for some misdemeanour as he was sent to ‘Subbies’ and made amends with an unbeaten 85, with Allan Meincke holding down an end as the side posted 7/204. Losing early wickets the Ashgrove boys never looked likely and despite some late hitting, finished their innings at 8/158, with Declan Walker 2/17 and Jonte Brown 2/21 the pick of the bowlers.

The next trip was off to play Rochedale away on a pitch that captain courageous Greg Carlson described as “an absolute road” prior to the start of play and his prediction looked far from Nostradamus-like as Rochedale collapsed to be all out for 91, the skipper himself taking 5/11. We lost wickets steadily from the start of our innings, the pitch starting to look less like a road and more like a heavily corrugated bush track as the game slowly slipped away. Fortunately Rochedale’s leg spinner didn’t trust the pitch and refused to use it, allowing Danny Malone to capitalise on an over of full tosses to break the shackles, before Tom Jolly and Jonte Brown got us home in a close one.

We travelled to Bulimba to take on Coorparoo for the final one day match, looking forward to the opportunity to make full use of the playground facilities that are conveniently positioned at ‘cow corner’. Batting first Coorparoo posted 155 in a stuttering innings that featured Conor Rees taking 5/29 and Finlay King struggling to control his 120 kph thunderbolts before being removed from the attack for intimidatory bowling. Starting our chase we lost early wickets, before lightning closed our innings at 3/30.

Round 4 was the start of the two day matches and older players breathed a collective sigh of relief at the prospect of a more leisurely attitude to quick singles. At Windsor Park a determined batting display featuring a spectacular 65 from Finlay King and patient 26 from Krishna Nair saw us take most of the day to be 8/196 when late rain stopped play. The second week was rained out and we turned our attention to playing the boys from Brookfield in what is traditionally a good-natured affair.

Winning the toss and batting, the Valley boys followed Robert Bailey’s lead, scoring at an agonisingly slow pace to declare at 7/163 with Bailey 33, Bruce Crawford 30 and Sean Scott-Burrows an average boosting 20 not out. The game did take on a slightly negative tone when there was some confusion about the rules as they pertained to Greg Carlson’s dismissal LBW not playing a shot to straight one, which lead him to clash heavily with the umpire.

The Brookfield boys paid for exploitation of the LBW rules though, as Greg fired up as only he can to destroy their batting line up for 43 with figures of 5/11 in the first innings and backing up in the second innings to bowl them out for 98 and secure our first outright of the year.

Again at Windsor Park for round 6 to face Ashgrove, we batted first and laboured to 131 with Robert Bailey propping up the innings with another agonising 37 that was pretty difficult to watch. Despite a rounded bowling effort that featured 4/40 from Callum Hayes, who looked like he had been bitten by the ‘Tiger Beer’ snake, 2/17 from Jonte Brown and the beating heart of the side Tom Jolly (2/21), the Ashgrove boys ran us down with 158. Hosting Rochedale at Windsor Park in round 7 we knew that we needed some extra batting and signed up overseas ‘professional’ Pat Horgan, who did not disappoint with 89.

Recognising that the opposition were two players short and missing their opening bowlers, Greg Carlson decided to lead from the front and elevated himself to open the batting and went on to score an impressive 56. Returning on the second day the decision was made to bat Rochedale out of the game and the declaration was posted at 5/229. Unfortunately, the Rochedale boys took this decision a little personally and in one of the more negative batting displays in recent memory, batted out the day to finish 4/161 and go home with a draw.

For round 8 we travelled to Bottomley Park to play Coorparoo in search of points, as we were slowly losing touch with Moggill, the competition leaders. After losing the toss, Coorparoo batted on what looked like a largely unprepared pitch and quickly regretted their decision, as we rolled them for 146 with Callum Hayes the destroyer taking 5/29.

Struggling to come to terms with the swing bowling of Joe Saul, we decided that his BMI probably meant we could wear him down and Robert Bailey’s negative batting seemed perfect for the task as he posted 41. Fortunately, Finlay King fired and he accomplished in about 30 minutes what it took his older team mate several hours to accomplish, scoring an impressive 47 with some power hitting. A quick declaration saw Greg Carlson skittle the Coorparoo boys for 68 with figures of 8/25 and Kingy returned to again be the destroyer, slamming an unbeaten 40 to close out the game and give us a much needed outright win.

One day matches saw us relocate to Stafford and roll Everton Districts (99), with Ethan Lehmann 37 not out as we passed them 4 down.

The round 10 fixture saw a rematch against Moggill in a game that we had under control, until one of the few batters to have Greg Carlson’s measure “happened” and a late flurry of power hitting saw them post 203. The Valley boys were always behind the game after a slow start and even our International import Pat Horgan (66) and an unusually aggressive innings from Robert Bailey (36) saw us fall tantalisingly short at 9/182.

With finals on the horizon, round 11 meant a trip to Brookfield to stay in touch with top spot after last round’s loss to Moggill.

Things took a turn for the worse when Greg Carlson decided to sledge the opposition's opening bat, who was so well muscled it looked like he was having an allergic reaction to oxygen and had fronted up in full University of Queensland grade kit. Liam as we learned to call him, took Greg's jibes a little personally and proceeded to put on a hitting display that made us feel like we were orienteering rather than playing cricket!

Set 254 by Brookfield we quickly learned that the real price of spending half the day looking for the ball in creeks was batting in the dark at the end of the day and a collapse left us 6 down at the close of play. Returning on the second day knowing that anything can happen in cricket, we fought on bravely to post 185 and drop a crucial game.

Round 12 and 13 were set to be season defining. After a convincing display defeating Taringa 116 to 221, with Greg Carlson posting what would go onto be the top individual score of the season of 88 and taking 4/29, we turned our attention to the top of the table clash with Moggill.

Moggill won the toss and batted on a flat pitch, but a determined bowling effort saw us dismiss them for 176 with Greg Carlson 4/33, Tom Jolly 3/47 and Callum Hayes 2/31 all toiling hard in the conditions.

Returning on the second day our innings never really got going and we struggled to 135, on the back of Valley warhorse Peter Sherman's 55 and Finlay King promising early with some big hitting, only to fall cheaply. A long day in the field followed as Moggill took advantage of a depleted bowling attack to score 7/238 and secure their place at the top of the ladder.

The final round saw the top 4 places on the ladder already established with just the order of positions 2, 3 and 4 to be decided.

The Valley boys travelled to picturesque Whites Hill to play Everton in the final round of the season, safe in the knowledge that we would be playing a semi away from home regardless of the result.

Winning the toss an Everton side composed of veterans and juniors toiled bravely to reach 140, with Greg Carlson taking 4/5 and Jonte Brown firing up to chip in 2/10. Batting out the first day without loss we steadily built a total, with Bruce Crawford contributing 39 runs toward the opening stand with Krishna Nair before he was dismissed. Liking what he saw of the Everton bowlers, Greg Carlson elevated himself to number 3 but was unfortunately dismissed cheaply.

Robbo joined Krish and they slowly set about passing the Everton total and building a lead before being instructed to accelerate the run rate.

This brought Kingy to the crease and he proceeded to put on a show of power hitting with a quick fire 40, while the side started to rally around the prospect of 15 year old Krish "tonning up" as he moved into the 80's. Unfortunately these hopes were dashed when Greg declared the innings, stranding him on 84\*. From there the Valley bowlers ripped into the Everton batting to have them 8/42 with a player short at stumps, Tom Jolly bagging 5/14.

The semi finals determined Valleys travelled to Stafford to play the gentlemen from Ashgrove in a Saturday/Sunday format, a 1st innings win being enough to see them through the final. Starting strongly the Valley boys were on top early with the Ashgrove boys in all sorts of trouble at 7/40 going into the first break. This looked even better when Tom Jolly succeeded into getting one slogged to first slip with his first ball back from the break, only to see his appeal turned down. This led to some animated discussion between Greg and the umpire, which turned things a bit sour for a while, before our bowlers rallied to dismiss the Ashgrove boys for 101 with Tom Jolly the pick of the bowlers (4/21).

Familiar with the Ashgrove bowling attack we were a little curious to see a fit looking newcomer open the bowling for the opposition. Bowling with genuine pace and ducking the ball away late, A Murtagh went through the batting line up to claim figures of 8/25 as we collapsed to be all out for 54. Rubbing salt into the wound Greg was adjudged to have been run out after making his ground but jumping to avoid what became a direct hit, resulting in some unfortunate carry on.

Returning on the second day the Valley Boys were determined to make early inroads and fight our way back into the contest and with Greg and Tom making inroads early we felt that with a little bit of luck we were still half a chance. But as is often the case in 'Subbies' cricket, the Ashgrove number 8 came out swinging and it was one of those days where the ball just wouldn't go to hand and when it did the chance proved too hot to handle.

Chasing 241 to snatch an unlikely victory, the Valley boys had reason to be optimistic with Kingy hitting the ball to all parts of Stafford early. But much like an orgasm, Kingy's batting never seems to last long enough and we eventually declared at 7/113 and wished the Ashgrove boys all the best in the big dance.

Greg Carlson announced his retirement from cricket at the conclusion of the match and I would like to pay tribute to his contribution in a career spanning several decades. Even at 40 years old, his ability as a left arm bowler to bring the ball back into the right hand bat at pace makes him a potent threat and his fiercely competitive drive to win is unmatched in Sub-Districts cricket.

Thanks everyone for another terrific season.

Robert Bailey

### B3 SUB DISTRICTS PREMIERSHIP STATISTICS

|                 |  |
|-----------------|--|
| Premiership:    | 3rd. Lost in Semi Final  |
| Matches played: | Played 15: Won outright 2, Won 1st innings 5, Drawn 3, Lost 1st innings 4, Lost Outright 1 |

#### B3 Sub Districts Batting

| Player           | Matches | Innings | Not Outs | Best Score | 100s | 50s | Runs | Average |
|------------------|---------|---------|----------|------------|------|-----|------|---------|
| King FJ          | 14      | 17      | 1        | 65         | -    | 2   | 442  | 27.63   |
| Scott-Burrows SR | 14      | 15      | 5        | 50         | -    | 1   | 298  | 29.80   |
| Carlson GJ       | 15      | 18      | 5        | 88*        | -    | 2   | 273  | 21.00   |
| Bailey RJ        | 15      | 17      | 3        | 41         | -    | -   | 247  | 17.64   |
| Crawford BL      | 11      | 14      | 1        | 39         | -    | -   | 230  | 17.69   |
| Nair KM          | 10      | 11      | 2        | 84*        | -    | 1   | 208  | 23.11   |
| Horgan PM        | 2       | 2       | -        | 89         | -    | 2   | 155  | 77.50   |
| Perkins DM       | 1       | 1       | 1        | 85*        | -    | 1   | 85   | -       |
| Moloney CT       | 6       | 6       | -        | 24         | -    | -   | 73   | 12.17   |
| Lehmann EJ       | 6       | 5       | 2        | 37*        | -    | -   | 73   | 24.33   |
| Jolly TH         | 13      | 7       | 2        | 25         | -    | -   | 56   | 11.20   |
| Sherman PD       | 3       | 2       | -        | 55         | -    | 1   | 55   | 27.50   |
| Walker DJ        | 2       | 2       | 1        | 34*        | -    | -   | 49   | 49.00   |
| Meincke AA       | 9       | 8       | 2        | 16         | -    | -   | 48   | 8.00    |
| Hamburger WR     | 9       | 7       | 1        | 12*        | -    | -   | 44   | 7.33    |
| Brown JI         | 13      | 9       | 2        | 8*         | -    | -   | 27   | 3.86    |
| Horswill MG      | 2       | 2       | -        | 8          | -    | -   | 13   | 6.50    |
| Garske WA        | 1       | 1       | 1        | 12*        | -    | -   | 12   | -       |
| Carlson SE       | 2       | 2       | -        | 12         | -    | -   | 12   | 6.00    |
| Spence OL        | 1       | 1       | -        | 10         | -    | -   | 10   | 10.00   |
| Horswill JG      | 1       | 1       | -        | 9          | -    | -   | 9    | 9.00    |
| Malone DJ        | 1       | 1       | -        | 8          | -    | -   | 8    | 8.00    |
| Whyte HG         | 1       | 1       | -        | 6          | -    | -   | 6    | 6.00    |
| Adams GT         | 2       | 1       | -        | 5          | -    | -   | 5    | 5.00    |
| Varatharajan JM  | 1       | 1       | -        | 3          | -    | -   | 3    | 3.00    |
| Lynch PF         | 3       | 1       | -        | 2          | -    | -   | 2    | 2.00    |
| Hoffman TJ       | 1       | 1       | -        | 1          | -    | -   | 1    | 1.00    |
| Hayes CM         | 11      | 5       | 2        | 0*         | -    | -   | 0    | 0.00    |
| Gode SJ          | 2       | 1       | -        | 0          | -    | -   | 0    | 0.00    |
| Trigar IJ        | 1       | 1       | -        | 0          | -    | -   | 0    | 0.00    |
| Coolwell AA      | 2       | -       | -        | -          | -    | -   | -    | -       |
| Rees CI          | 1       | -       | -        | -          | -    | -   | -    | -       |
| Pearn AT         | 1       | -       | -        | -          | -    | -   | -    | -       |

#### B3 Sub Districts Bowling

| Player           | Overs | Maidens | Runs | Wickets | Average | Best | 5 Wkts. |
|------------------|-------|---------|------|---------|---------|------|---------|
| Carlson GJ       | 204.3 | 69      | 422  | 53      | 7.96    | 8-25 | 3       |
| Jolly TH         | 184.1 | 48      | 469  | 34      | 13.79   | 5-14 | 1       |
| Brown JI         | 133.5 | 29      | 495  | 27      | 18.33   | 3-25 | -       |
| Hayes CM         | 119.5 | 29      | 372  | 23      | 16.17   | 5-29 | 1       |
| Nair KM          | 91.4  | 9       | 384  | 12      | 32.00   | 2-29 | -       |
| Rees CI          | 7     | -       | 29   | 5       | 5.80    | 5-29 | 1       |
| Gode SJ          | 19    | 4       | 44   | 4       | 11.00   | 3-20 | -       |
| Adams GT         | 14    | 1       | 65   | 3       | 21.67   | 3-48 | -       |
| Lehmann EJ       | 31    | 10      | 111  | 3       | 37.00   | 1-0  | -       |
| Walker DJ        | 4     | -       | 17   | 2       | 8.50    | 2-17 | -       |
| Whyte HG         | 7     | -       | 37   | 1       | 37.00   | 1-37 | -       |
| Pearn AT         | 6     | 1       | 34   | 1       | 34.00   | 1-34 | -       |
| Trigar IJ        | 3.3   | -       | 19   | 1       | 19.00   | 1-19 | -       |
| Scott-Burrows SR | 10    | -       | 62   | 1       | 62.00   | 1-59 | -       |
| King FJ          | 1.5   | -       | 8    | 1       | 8.00    | 1-1  | -       |
| Hamburger WR     | 0.1   | -       | 5    | -       | -       | 0-5  | -       |
| Hoffman TJ       | 3     | -       | 18   | -       | -       | 0-18 | -       |
| Horswill JG      | 2     | -       | 9    | -       | -       | 0-9  | -       |
| Moloney CT       | 7     | -       | 55   | -       | -       | 0-26 | -       |

## C1 SUB DISTRICTS COMPETITION

|                         |              |
|-------------------------|--------------|
| Indooroopilly Districts | 108.19       |
| Redland Sharks          | 103.77       |
| <b>Valley</b>           | <b>96.99</b> |
| Muddies                 | 89.92        |
| Park Ridge              | 68.88        |
| Bracken Ridge           | 68.57        |
| Stafford District       | 62.48        |
| Wolston Park/Centenary  | 41.16        |

### **C1 Sub Districts Captain's Report: McCauley Hughes**

C1 began our year with a promotion to a new division and a whole new crop of players, young and old. After balancing an inconsistent team at the start of the season, we managed to string together some strong performances. After Christmas, we finally put together a regular team and began showing what we were capable of, only losing one tight game to the eventual premiers.

Big thanks and congratulations first of all to selector Matt Walter for his massive help putting together teams, as well as his 1st grade debut. Big props to Spud as well for giving all of us the time of day throughout the season and giving our guys a chance to improve. With a club as big as Valleys it would be easy to say that the lower grade guys get less attention, but Spud has managed to give our players the help they deserve and the work he puts in is unquestionable, proven by the huge amount of promotions and grade debuts we had this year from our side.

#### **Round 1** Indooroopilly def Valleys

First game of the season began with a brand new side consisting of 9 offspinners and one seamer. Cameron Lavis and club great Peter Sherman made 41 each, but we fell short only able to take 3 wickets in our first one dayer.

**Man of the Match:** Cameron Lavis

#### **Round 2** Park Ridge def by Valleys

Late cameos from Macgregor Hall-Pearce (53) and Dillon Robinson (2/23) helped us win our first game of the season. The debut of Craig and Cam Willis, who would go on to become core members of our side. Young Innes Hall-Pearce shocked to learn that dropping names of people who coached him doesn't get brownie points, and an early contender for worst chat of the season.

**Man of the Match:** Macgregor Hall-Pearce

#### **Round 3** Bracken Ridge def by Valleys

Craig Willis 49\* with 10 4s proving his class and hatred of singles, helping us chase down a low total with ease after a terrifying spell of fast bowling from Declan Walker (2/23 off 7).

**Man of the Match:** Craig Willis

#### **Round 4** BYE

#### **Round 5** Muddies def Valleys

In what can only be described as a complete disaster, I spent a few hours on Friday at the nets with Daniel Neill donning the keeping gloves in an effort to somehow summon his inner wicket keeper after not having one available for selection. Enter Matt Riall. Arriving at the ground in a Cricket Australia training singlet, Matt was thrown the gloves immediately for his bold display of alphadom, and kept pretty well, saving Dan from a potentially embarrassing byes column and his keeping debut. Lachie Sutton looked the part with 57\*, but we were unable to chase down their first innings total.

**Man of the Match:** Lachlan Sutton

#### **Round 6** Indooroopilly def Valleys

A great effort from our still offspin heavy attack with Hugh Leeson-Smith to open the bowling, completing 17 overs for 20 runs only for DNeil to swoop in and steal a wicket first over. Cam Lavis also showing his ability with the ball, bowling our "ball of the century" to remove off bail. Hugh (39) and Nick Miller (41) nearly got us home before our last wicket fell with 4 runs to get for first innings

**Man of the Match:** Hugh Leeson-Smith

#### **Round 7** Park Ridge def by Valleys

Matt Riall showing us just how hard he can hit a cricket ball with a faster than a run a ball 113 after a shaky start in the top order. Cameos from all star Brendan Boyd (48\*) and young Harry Kenny (31) hitting bombs. Boyd Snr also proving he still has gas left in the tank, bowling an untouchable spell (2/14 off 9).

**Man of the Match:** Matt Riall

#### **Round 8** Valleys def Bracken Ridge

After a top order collapse of epic proportions, Danny Malone (45) saved the day with Ando and myself wagging at the end to give us a modest total of 144. Fortunately for us the groundsman decided during the week to cover the wrong field with sand, leaving us day 2 with the most shocking cricket ground I have ever played on, helping Isaac Bacon pick up 4/6 off 6. That being said, Cam Lavis proving batting wasn't that hard after all with a chanceless 50\* in the second innings.

**Man of the Match:** Danny Malone

#### **Round 9** Wolsten Park/Centenary def by Valleys

With most of our core squad missing, we collapsed at the start of our innings against a weak bowling attack before little Tommy Hoffman showed us his monster pull shot in knocking a brilliant 41. Enter Brendon Boyd, tearing through the opposition with a frightening 5/9 off 7. No hat trick, but managed to rattle every individual stump in a single over. Slips catching clinic as Connor Baumann tears through the remaining batsman (3/24 off 5) to remove Wolsten Park for 66.

**Man of the Match:** Brendon Boyd

#### **Round 10** Redland Sharks def Valleys

In another cameo heavy game after Christmas, Jamie Alexander fresh off the plane from Japan takes 5 wickets and restricts a typically big scoring Redlands to 118. Dan Neill gets a good start with 38, but we fall 19 runs short of the low target with some good bowling from the opposition. Josh Gittins debut as a number 3 bat, only to have his lid broken by a visiting 4th grade quick from Redlands.

**Man of the Match:** Jamie Alexander



### Round 11 Valleys def Muddies outright

In our biggest win of the season we made 256 and declared with Danny Malone 52\*, Riall and Hugh making 30 odd with 59 extras. We enforced the follow on after Tom Andersen and Hugh Leeson-Smith get 4 each, with a class runout from Josh Gittens after a dropped catch who will be paying Andos 5fer avoidance fine. 2nd innings we unleashed Hayden Whyte and Ando, with Ando getting 7 for the match and Hugh with 6.

**Man of the Match:** Tom Andersen

### Round 12 Valleys def Stafford

Runs for Craig, Cam, and Jimmy Boyd give us a modest 166 to defend. Stafford routed for 84 with Dan and I running through their middle order with 3 each. Ando finished off and caught well. We batted again to try and get some runs for the outright and declared, with Stafford refusing to take the field against an old ball with 10 overs left, finishing bottom of the ladder and just wanting to go home.

**Man of the Match:** Cameron Willis

### Round 13 Valleys def Redlands

We rolled Redlands cheaply thanks to an Ando masterclass, 4/11 and 8 catches taken proving that Subbies can catch after all. Runs up to the top to keeper Jake McCall 37 and down the bottom Hughes 22 and Gittens 13. 2nd innings gave us a taste of the semi final with Redlands blocking out 43 overs, 13 of which were maidens, for 105 runs to end the game.

**Man of the Match:** Tom Andersen

### Round 14 Wolston Park/Centenary def by Valleys FORFEIT

Without a win all season Wolston decided they'd rather go fishing then play us again, and forfeited the morning of the game unable to put out a side for either week, sending us into 3rd spot for an away semi final with 2 weeks off.

### Semi-Final Redlands def Valleys

In the field for 102.5 overs 32 maidens, 8 catches and a run rate of 1.88, Redlands had clearly been watching Uni 1st Grade bat. Cannot fault the lads. We bowled out hearts out and every single person on the field contributed by saving runs, chasing hard and backing ourselves. We didn't lose focus or chat for 84 overs on day one but let ourselves down early day 2. Josh Gittens ability to bowl to a plan was astronomical. With only 2 on the offside and targeting a left handers leg stump with no room for error, it finally brought about a ripper leg slip catch for Isaac Bacon. Late efforts from Connor Baumann bowling lightning fast yorkers somehow wicketless, and Ando no mercy bumping of blokes with a short leg into the action. Everyone bowled perfectly to plans, but they were just better than us. Rare to say you get genuinely outplayed in a cricket game.

We let ourselves down with the bat however, only Nick Mukherjee making a splash with 36. Most of our wickets were playing silly shots and caught or bowled. After a long day and a half in the field we just didn't have the discipline. Redlands were great blokes in the end, so congratulations are due.

Special mention to Craig Willis, continuing to bat on with a torn groin muscle in the hope of saving us the game.

**Man of the Match:** Tom Andersen 1/25 off 25 with 10 maidens

Proud of the standards we have set in Subbies, with the lads training consistently and playing hard but fair. Not once did any of our players cross 'the line' this season, even with 40+ players and having to endure Iness Hall-Pearce. The gap has been closing for years and the talent coming up is very promising.

Thanks and congratulations to George on his 1 millionth premiership flag in 6s.

#GoValleys #BleedBlue

Macca



Michael Dudgeon and McCauley Hughes at the 2018/19 Presentation Dinner.



## C1 SUB DISTRICTS PREMIERSHIP STATISTICS

|                 |  |
|-----------------|--|
| Premiership:    | 3rd. Lost in Semi Final  |
| Matches played: | 15: Won outright 1, Won 1st innings 8, Drawn 1, Lost 1st innings 4 |

### C1 Sub Districts Batting

| Player          | Matches | Innings | Not Outs | Best Score | 100s | 50s | Runs | Average |
|-----------------|---------|---------|----------|------------|------|-----|------|---------|
| Riall MP        | 9       | 9       | -        | 113        | 1    | -   | 205  | 22.78   |
| Willis CR       | 6       | 7       | 4        | 49*        | -    | -   | 158  | 52.67   |
| Neill DT        | 10      | 10      | 1        | 38         | -    | -   | 141  | 15.67   |
| Malone DJ       | 8       | 7       | 1        | 52*        | -    | 1   | 133  | 22.17   |
| Lavis CW        | 4       | 5       | 1        | 50*        | -    | 1   | 123  | 30.75   |
| Boyd JE         | 11      | 9       | -        | 39         | -    | -   | 81   | 9.00    |
| McCall JA       | 6       | 7       | -        | 37         | -    | -   | 75   | 10.71   |
| Mukherjee NK    | 6       | 6       | 1        | 36         | -    | -   | 75   | 15.00   |
| Leeson-Smith HW | 3       | 3       | -        | 39         | -    | -   | 74   | 24.67   |
| Boyd BJ         | 4       | 2       | 1        | 48*        | -    | -   | 70   | 70.00   |
| Hughes MM       | 13      | 9       | 1        | 22         | -    | -   | 70   | 8.75    |
| Andersen TP     | 8       | 8       | 4        | 22*        | -    | -   | 67   | 16.75   |
| Hall-Pearce IE  | 5       | 5       | -        | 27         | -    | -   | 65   | 13.00   |
| Boyd HB         | 8       | 8       | 1        | 35         | -    | -   | 57   | 8.14    |
| Hall-Pearce MC  | 2       | 2       | -        | 53         | -    | 1   | 55   | 27.50   |
| Hoffman TJ      | 6       | 6       | -        | 41         | -    | -   | 54   | 9.00    |
| Willis CB       | 6       | 5       | -        | 28         | -    | -   | 54   | 10.80   |
| Kenny HC        | 5       | 4       | -        | 31         | -    | -   | 46   | 11.50   |
| Walker DJ       | 3       | 3       | 1        | 20         | -    | -   | 42   | 21.00   |
| Sherman PD      | 1       | 1       | 1        | 41*        | -    | -   | 41   | -       |
| Miller ND       | 1       | 1       | -        | 41         | -    | -   | 41   | 41.00   |
| Bacon IG        | 8       | 6       | -        | 27         | -    | -   | 41   | 6.83    |
| Alexander JP    | 2       | 2       | 1        | 17*        | -    | -   | 28   | 28.00   |
| Bauman CC       | 4       | 4       | 1        | 19         | -    | -   | 21   | 7.00    |
| Whyte HG        | 1       | 1       | -        | 19         | -    | -   | 19   | 19.00   |
| Pappalardo TS   | 1       | 1       | -        | 17         | -    | -   | 17   | 17.00   |
| Zipf MG         | 1       | 2       | -        | 15         | -    | -   | 16   | 8.00    |
| O'Neill JP      | 1       | 1       | -        | 15         | -    | -   | 15   | 15.00   |
| Bradford N      | 1       | 1       | -        | 13         | -    | -   | 13   | 13.00   |
| Gittins JJ      | 4       | 3       | -        | 7          | -    | -   | 12   | 4.00    |
| Moloney CT      | 1       | 1       | -        | 9          | -    | -   | 9    | 9.00    |
| Robinson DJ     | 1       | 1       | -        | 9          | -    | -   | 9    | 9.00    |
| Roden-Cohen BE  | 1       | 1       | -        | 7          | -    | -   | 7    | 7.00    |
| Rees FL         | 1       | 1       | -        | 5          | -    | -   | 5    | 5.00    |
| Gandhi RD       | 2       | 2       | 1        | 2*         | -    | -   | 2    | 2.00    |
| Rees HI         | 1       | 1       | -        | 1          | -    | -   | 1    | 1.00    |
| Wenzel RZ       | 1       | 1       | -        | 0          | -    | -   | 0    | 0.00    |
| Gibson TB       | 1       | 1       | -        | 0          | -    | -   | 0    | 0.00    |
| Hollins AJ      | 1       | 1       | -        | 0          | -    | -   | 0    | 0.00    |
| Magee TP        | 1       | -       | -        | -          | -    | -   | -    | -       |

### C1 Sub Districts Bowling

| Player          | Overs | Maidens | Runs | Wickets | Average | Best | 5 Wkts. |
|-----------------|-------|---------|------|---------|---------|------|---------|
| Andersen TP     | 109   | 29      | 242  | 20      | 12.10   | 4-11 | -       |
| Hughes MM       | 106.2 | 31      | 307  | 18      | 17.06   | 3-12 | -       |
| Neill DT        | 53    | 3       | 205  | 14      | 14.64   | 3-21 | -       |
| Bacon IG        | 67    | 13      | 213  | 11      | 19.36   | 4-6  | -       |
| Boyd BJ         | 32    | 11      | 43   | 10      | 4.30    | 5-9  | 1       |
| Leeson-Smith HW | 41    | 18      | 59   | 7       | 8.43    | 4-17 | -       |
| Walker DJ       | 25.3  | 3       | 73   | 6       | 12.17   | 2-23 | -       |
| Alexander JP    | 10    | 2       | 25   | 5       | 5.00    | 5-16 | 1       |
| Kenny HC        | 28    | 3       | 97   | 5       | 19.40   | 3-14 | -       |
| Gittins JJ      | 27    | 3       | 66   | 5       | 13.20   | 3-27 | -       |
| Boyd JE         | 49.4  | 7       | 156  | 5       | 31.20   | 2-26 | -       |
| Bauman CC       | 35.1  | 10      | 93   | 4       | 23.25   | 3-24 | -       |
| Hall-Pearce IE  | 10    | 1       | 26   | 4       | 6.50    | 3-21 | -       |
| Lavis CW        | 12.5  | 1       | 46   | 3       | 15.33   | 3-28 | -       |
| Robinson DJ     | 6     | -       | 23   | 2       | 11.50   | 2-23 | -       |
| Whyte HG        | 11    | 2       | 23   | 2       | 11.50   | 1-10 | -       |
| Willis CB       | 19    | 4       | 47   | 2       | 23.50   | 2-17 | -       |
| Hall-Pearce MC  | 9     | 1       | 36   | 1       | 36.00   | 1-7  | -       |
| Magee TP        | 10    | 4       | 24   | 1       | 24.00   | 1-24 | -       |
| Malone DJ       | 5     | 1       | 20   | -       | -       | 0-0  | -       |
| Hoffman TJ      | 23    | 9       | 70   | -       | -       | 0-9  | -       |
| Hollins AJ      | 1     | -       | 6    | -       | -       | 0-6  | -       |
| Gibson TB       | 7     | -       | 29   | -       | -       | 0-29 | -       |
| Willis CR       | 1.2   | 2       | -    | -       | -       | 0-0  | -       |
| Roden-Cohen BE  | 2     | -       | 13   | -       | -       | 0-13 | -       |
| Sherman PD      | 2     | -       | 12   | -       | -       | 0-12 | -       |
| O'Neill JP      | 4     | -       | 13   | -       | -       | 0-13 | -       |
| Riall MP        | 6     | 1       | 12   | -       | -       | 0-12 | -       |

## LOWER GRADES - TWENTY20 CUP

| Team                         | Points   | NRR          |
|------------------------------|----------|--------------|
| Gold Coast (1)               | 8        | 2.023        |
| University of Queensland (2) | 8        | 1.687        |
| Redlands (1)                 | 8        | 1.615        |
| Sandgate - Redcliffe (1)     | 8        | 1.592        |
| <b>Valley (1)</b>            | <b>6</b> | <b>1.807</b> |
| <b>Valley (2)</b>            | <b>6</b> | <b>1.311</b> |
| University of Queensland (1) | 6        | 0.157        |
| Toombul (1)                  | 6        | -0.116       |
| Sandgate - Redcliffe (2)     | 4        | 1.120        |
| Northern Suburbs (2)         | 4        | 1.046        |
| Western Suburbs (1)          | 4        | -0.328       |
| Western Suburbs (2)          | 4        | -0.565       |
| Toombul (2)                  | 4        | -0.659       |
| Gold Coast (2)               | 2        | 0.024        |
| Northern Suburbs (1)         | 2        | -0.167       |
| South Brisbane (1)           | 2        | -0.296       |
| Ipswich / Logan (1)          | 2        | -0.922       |
| Wynnum/Manly (1)             | 2        | -1.137       |
| South Brisbane (2)           | 2        | -1.539       |
| Wynnum/Manly (2)             | 0        | -0.917       |
| Redlands (2)                 | 0        | -1.611       |
| Ipswich / Logan (2)          | 0        | -3.767       |

### Twenty20 Cup Captain's Report: Matt Walter

This was the first in many years that Lower Grades have played T20's and I personally enjoyed the resurgence of the format, but not at the expense of having a bye in the regular season.

With the opportunity to blood some talented youth into the mix with some more experienced, seasoned veterans, we got to see players like Josh Durkin, Dean Perkins, Tom Collier, Zanden Jeh, Palam Singh and Jack O'Neill rub shoulders with quality in Jacques Badenhorst, Steve Grummitt, Bob Donker, Tim O'Rourke and Matt Shallcross. An experience I'm positive both generations enjoyed.

The best part was that they didn't disappoint. These young players all held their own and in many cases won us a match with bat or ball. There are definitely some names that we need to keep an eye on for the future.

For the Royal Blue side, we made it all the way to the GF only to be out-gunned by a solid Redlands unit, who went through the competition without dropping a game. We started the competition well and got stronger with the more games we played.

Aaron Jones often opened the batting and got us off to some really strong starts, most notably in the Elimination Final against Sandgate, where our top order blew their attack apart and posted 212 off 20 overs.

Steve Grummitt was also his classy self with the bat and our leading run scorer for the year, only getting out once and finishing with an average of 122. However his run to the finals was cut short in the middle of his Semi Final innings, when he dislocated his knee and broke his ankle in one manoeuvre.

Zanden Jeh was also outstanding with the ball and opened the bowling every match for us. With an economy rate of 6 an over, exceptional in this format of the game, he completed his role to perfection.

Onto that SF. We potentially played our GF in this match, but it was still bloody good to win it and I'd rather talk about this match than the final. We won the toss and elected to bat against Gold Coast, posting 92 in what ended up being a 16 over reduced innings due to the extent of Grumm's injury. After much deliberation with the umpires and some master guidance from Michael (Fox) Jeh, we saw the score raised to 96 DWL. Grumm was our top run scorer and finished on 22 RH.

We started well with the ball, but couldn't take wickets consistently and Gold Coast cruised to 1-50. Xav Thorton then struck, taking 2 crucial wickets to break the partnership. This exposed GC's batting order, which did not cope well with Jacques' outstanding death bowling, yorker after yorker taking 2 for 6 off 2. Tim O'Rourke's 3 for 26 off 4 was an absolute handful as well. The match came down to the last over, with Gold Coast still needing 14.

Tim was thrown the ball to win us the match: first ball - 4 runs of the thigh pad; second ball a 2 down to fine leg. 8 runs from 4 balls required: third ball - hit to cover, shy at the stumps and misfielded with players diving everywhere for 3 runs; fourth ball - single. 4 from 2 required: fifth ball - wicket (yes Tim!); last ball - wicket, cleaned bowled, stumps cart wheeling and some very happy Valley boys. Gold Coast 8/92 chasing 96.

The Grand Final, as I mentioned earlier, did not result in a win for us. We simply didn't score enough runs to defend against a quality Redlands batting lineup. We won the toss and batted, posting 114 off 20 with Cam Francis scoring 32\* to get us something on the board. With the ball we struggled to take wickets and leaked runs a little too easily and Redlands chased the total only 3 down.

Tim O'Rourke was player of the tournament for this side. Here is why - 7 matches, 27 overs, 1 maiden, 17 wickets for 106 runs, an average of 6.24 and economy rate of 3.93. Exceptional!

Looking forward to going around again next year.

Cheers Walts

## LOWER GRADE TWENTY20 CUP STATISTICS

|               |   |
|---------------|---|
| Championship: | Team 1 lost in Final, Team 2 lost in Semi-Final |
|---------------|---|

### Lower Grade Twenty20 Cup Batting

| Player         | Matches | Innings | Not Outs | Best Score | 100s | 50s | Runs | Average |
|----------------|---------|---------|----------|------------|------|-----|------|---------|
| Grummitt SD    | 5       | 4       | 3        | 59*        | -    | 1   | 122  | 122.00  |
| Donker BRJA    | 5       | 5       | -        | 38         | -    | -   | 115  | 23.00   |
| Jones AW       | 6       | 6       | 1        | 31*        | -    | -   | 110  | 22.00   |
| Brown KC       | 5       | 5       | -        | 30         | -    | -   | 103  | 20.60   |
| Wing MJ        | 3       | 3       | -        | 40         | -    | -   | 102  | 34.00   |
| Shallcross MG  | 5       | 5       | 1        | 40*        | -    | -   | 85   | 21.25   |
| Thornton XL    | 5       | 4       | -        | 32         | -    | -   | 74   | 18.50   |
| Durkin JW      | 5       | 4       | -        | 41         | -    | -   | 67   | 16.75   |
| Francis CA     | 5       | 3       | 1        | 32*        | -    | -   | 58   | 29.00   |
| Badenhorst J   | 6       | 6       | -        | 26         | -    | -   | 55   | 9.17    |
| Lewis KPV      | 5       | 3       | -        | 28         | -    | -   | 50   | 16.67   |
| Perkins DM     | 5       | 4       | 1        | 34*        | -    | -   | 49   | 16.33   |
| Boncompagni LM | 5       | 5       | -        | 19         | -    | -   | 44   | 8.80    |
| Lucas CW       | 5       | 4       | 3        | 18*        | -    | -   | 43   | 43.00   |
| Stubbings MT   | 3       | 3       | 3        | 14*        | -    | -   | 41   | -       |
| Collier TA     | 2       | 2       | -        | 24         | -    | -   | 35   | 17.50   |
| Murphy CD      | 7       | 5       | 3        | 8*         | -    | -   | 27   | 13.50   |
| Gale BE        | 2       | 1       | 1        | 19*        | -    | -   | 19   | -       |
| Collier HJ     | 2       | 1       | -        | 13         | -    | -   | 13   | 13.00   |
| Garske WA      | 4       | 2       | -        | 7          | -    | -   | 7    | 3.50    |
| Horgan AR      | 4       | 2       | 2        | 5*         | -    | -   | 6    | -       |
| Wildermuth SG  | 2       | 1       | -        | 6          | -    | -   | 6    | 6.00    |
| Toolis MJ      | 3       | 3       | -        | 2          | -    | -   | 3    | 1.00    |
| Walter MG      | 5       | 3       | 1        | 1*         | -    | -   | 2    | 1.00    |
| O'Rourke TJ    | 7       | 1       | 1        | 1*         | -    | -   | 1    | -       |
| Jeh Z          | 6       | 1       | 1        | 0*         | -    | -   | -    | -       |
| Puri S         | 3       | -       | -        | -          | -    | -   | -    | -       |
| Wallington JJ  | 4       | -       | -        | -          | -    | -   | -    | -       |
| O'Neill JP     | 1       | -       | -        | -          | -    | -   | -    | -       |
| Mackay CJ      | 5       | -       | -        | -          | -    | -   | -    | -       |

### Lower Grade Twenty20 Cup Bowling

| Player        | Overs | Maidens | Runs | Wickets | Average | Best | 5 Wkts. |
|---------------|-------|---------|------|---------|---------|------|---------|
| O'Rourke TJ   | 27    | 1       | 106  | 17      | 6.24    | 4-12 | -       |
| Lucas CW      | 20    | -       | 90   | 11      | 8.18    | 4-16 | -       |
| Thornton XL   | 15.1  | -       | 77   | 8       | 9.63    | 3-12 | -       |
| Puri S        | 10.5  | -       | 74   | 7       | 10.57   | 4-14 | -       |
| Horgan AR     | 15    | 1       | 82   | 7       | 11.71   | 3-23 | -       |
| Wallington JJ | 13    | -       | 88   | 6       | 14.67   | 3-28 | -       |
| Brown KC      | 15.4  | -       | 109  | 5       | 21.80   | 4-21 | -       |
| Durkin JW     | 11    | -       | 92   | 4       | 23.00   | 2-28 | -       |
| Jeh Z         | 22    | -       | 133  | 4       | 33.25   | 3-32 | -       |
| Walter MG     | 16    | 1       | 88   | 3       | 29.33   | 2-14 | -       |
| Badenhorst J  | 11    | -       | 56   | 3       | 18.67   | 2-6  | -       |
| Stubbings MT  | 9     | -       | 68   | 2       | 34.00   | 1-18 | -       |
| Mackay CJ     | 15    | 1       | 95   | 2       | 47.50   | 1-7  | -       |
| Collier HJ    | 7     | 2       | 31   | 2       | 15.50   | 2-4  | -       |
| Wildermuth SG | 6     | -       | 38   | 1       | 38.00   | 1-20 | -       |
| Perkins DM    | 1     | -       | 11   | -       | -       | 0-11 | -       |
| Francis CA    | 3     | -       | 23   | -       | -       | 0-23 | -       |
| O'Neill JP    | 4     | 1       | 9    | -       | -       | 0-9  | -       |

**LOWER GRADE TWENTY20 FINAL**  
**VALLEY (1) v REDLANDS (1)**  
**27 January 2019, Ian Healy Oval, Shaw Park, Kedron**

| <b>Valley Batting</b> | <b>First Innings</b>               | <b>Runs</b>  |
|-----------------------|------------------------------------|--------------|
| J Badenhorst          | lbw b. CA Evans                    | 8            |
| AW Jones              | b. S Beu                           | 16           |
| KP Lewis              | run out (S McAuliffe, JG Thompson) | 17           |
| DM Perkins            | c. P Bonney b. JG Thompson         | 12           |
| CA Francis            | not out                            | 32           |
| JW Durkin             | b. K Goodridge                     | 4            |
| CD Murphy             | stumped MW Drennan b. CA Evans     | 8            |
| MG Walter             | stumped MW Drennan b. CA Evans     | 1            |
| SD Grummitt           | dnb                                |              |
| Z Jeh                 | dnb                                |              |
| TJ O'Rourke           | dnb                                |              |
| S Puri                | dnb                                |              |
|                       | Extras (nb , w 6, b 2, lb 8)       | 16           |
|                       | TOTAL                              | <u>7/114</u> |

| <b>Redlands Bowling</b> | <b>First Innings</b> |              |             |              |
|-------------------------|----------------------|--------------|-------------|--------------|
|                         | <b>Overs</b>         | <b>Mdns.</b> | <b>Runs</b> | <b>Wkts.</b> |
| M Dwyer                 | 4.0                  | 0            | 25          | 0            |
| CA Evans                | 4.0                  | 0            | 16          | 3            |
| K Goodridge             | 4.0                  | 0            | 16          | 1            |
| JG Thompson             | 3.0                  | 0            | 15          | 1            |
| S Beu                   | 2.0                  | 0            | 12          | 1            |
| JD Fraser               | 3.0                  | 0            | 20          | 0            |

| <b>Redlands Batting</b> | <b>First Innings</b>          | <b>Runs</b>  |
|-------------------------|-------------------------------|--------------|
| JS Burns                | b. S Puri                     | 44           |
| P Bonney                | b. TJ O'Rourke                | 25           |
| MW Drennan              | not out                       | 31           |
| SW McAuliffe            | c. Z Jeh b. S Puri            | 8            |
| TD Conwell              | not out                       | 0            |
| CA Evans                | dnb                           |              |
| S Beu                   | dnb                           |              |
| M Dwyer                 | dnb                           |              |
| K Goodridge             | dnb                           |              |
| LP Rosiak               | dnb                           |              |
| JG Thompson             | dnb                           |              |
| JD Fraser               | dnb                           |              |
|                         | Extras (nb 0, w 2, b 0, lb 6) | 8            |
|                         | TOTAL                         | <u>3/116</u> |

| <b>Valley Bowling</b> | <b>First Innings</b> |              |             |              |
|-----------------------|----------------------|--------------|-------------|--------------|
|                       | <b>Overs</b>         | <b>Mdns.</b> | <b>Runs</b> | <b>Wkts.</b> |
| TJ O'Rourke           | 4.0                  | 0            | 19          | 1            |
| Z Jeh                 | 3.0                  | 0            | 17          | 0            |
| S Puri                | 2.5                  | 0            | 32          | 2            |
| J Badenhorst          | 1.0                  | 0            | 15          | 0            |
| MG Walter             | 3.0                  | 0            | 21          | 0            |
| JW Durkin             | 1.0                  | 0            | 6           | 0            |

**Match Result:** Redlands won  
**Toss Won by:** Valley (elected to bat first)  
**Captains:** MG Walter (VDCC) & TD Conwell (Redlands)  
**Umpires:** Michael O'Connor & Ross Standen

## UNDER 16 LORD'S TAVERNERS GRADE

| <b>North Zone</b>    |           |
|----------------------|-----------|
| Sunshine Coast       | 34        |
| <b>Valley</b>        | <b>28</b> |
| Northern Suburbs     | 22        |
| Toombul              | 20        |
| Wynnum/Manly         | 15        |
| Sandgate - Redcliffe | 15        |
| Wide Bay Cricket     | 14        |

| <b>South Zone</b>            |    |
|------------------------------|----|
| Gold Coast                   | 40 |
| Western Suburbs              | 36 |
| Redlands                     | 34 |
| University of Queensland     | 29 |
| Darling Downs and South West | 17 |
| South Brisbane               | 14 |
| Ipswich / Logan              | 13 |

### **Twenty20 Cup Captain's Report: Tom Collier & Zanden Jeh**

The Lord's Taverners season was certainly one of the most enjoyable cricketing groups to be a part of in 2018. As the saying goes, "a champion team beats a team of champions". Despite coming up short in the semi-final, there was a profound feeling that the season had been a huge success. We had a young team without many rep superstars, yet still managed to knock off more fancied teams and earn a well-deserved semi-finals berth. But while on the field was a huge success, the off-field was even better.

There were no egos, no arrogant players playing purely for their own individual goals. There was no sense of hierarchy or superiority within the squad. Every man was as equal as the next, no matter whether you were thirteen or sixteen years old. We played as a team and relied on our cricketing ability to do the talking, rather than our mouth. And the satisfaction of beating 'big' sides was one that brought the whole team (including parents and supporters) together.

The privilege of playing on First Grade grounds was one that many of us cherished. The support we received at home games from past, current and future Tavs players as well as many of our Senior Men's and Women's players was awesome and helped us get over the line in some tight games. We'd like to thank them and the parent group of the Tavs team for the help with scoring, sightscreens, covers etc and creating a positive environment for us to play our best cricket and enjoy ourselves.

More thanks should go to our coach and manager, Michael Jeh and Dave Walker for their expertise and hard work behind the scenes to help the team run efficiently and successfully. Another huge thanks must go to Tom Gibson and other club officials (Pat Culpán, Peter Sherman, Brett Neill, Kaz Willis) for their assistance throughout the season. Gibbo in particular was tireless in getting the fields and pitches ready for our matches.

We are also very much appreciated the Men's Senior squad for including us in their fielding sessions. The Bulls players such as Andrew Gode, Lachlan Pfeffer, Luke Feldman and Jack Wildermuth gave up their valuable time to pass on some of their cricketing experience to the lads. Thanks also to the Senior Women's squad who we happily negotiated with for net space on a Thursday night.

And finally, we'd like to thank the entire Taverners squad for a great season. Every single player bought into the culture and goals we set ourselves at the start of the season and we managed to achieve many of them along the way. Playing footy after the match, or table tennis in the Valley clubhouse were some of the best moments of the season, along with the on-field success we accomplished. Next season looks to be another great tournament for Valley and hopefully that squad will be able to go one step further next time around!

Tom Collier & Zanden Jeh



Cooper Mackie, Darcy Lewis, Angus Tollhurst & Will Sheedy.

## UNDER 16 LORD'S TAVERNERS STATISTICS

|                 |                            |
|-----------------|----------------------------|
| Premiership:    | 6th                        |
| Matches Played: | 10: Won 5, Lost 3, Drawn 2 |

### Under 16 Lord's Taverners Grade Batting

| Player       | Matches | Innings | Not Outs | Best Score | 100s | 50s | Runs | Average |
|--------------|---------|---------|----------|------------|------|-----|------|---------|
| Collier TA   | 10      | 10      | 2        | 87*        | -    | 3   | 348  | 43.50   |
| Thomasson FS | 9       | 8       | 1        | 120        | 1    | 1   | 271  | 38.71   |
| Jeh Z        | 10      | 9       | 1        | 77*        | -    | 3   | 259  | 32.38   |
| Bradford N   | 9       | 8       | 3        | 44         | -    | -   | 151  | 30.20   |
| Weibgen HD   | 6       | 6       | 1        | 39         | -    | -   | 141  | 28.20   |
| Nowlan CJ    | 8       | 7       | -        | 33         | -    | -   | 111  | 15.86   |
| Tolhurst AS  | 6       | 4       | 2        | 25*        | -    | -   | 46   | 23.00   |
| Mackie CP    | 7       | 5       | 2        | 28         | -    | -   | 43   | 14.33   |
| Pearn AT     | 6       | 4       | 2        | 12         | -    | -   | 28   | 14.00   |
| Lewis DW     | 7       | 3       | 2        | 10*        | -    | -   | 21   | 21.00   |
| Brown JI     | 4       | 2       | -        | 16         | -    | -   | 16   | 8.00    |
| Hoffman TJ   | 5       | 3       | 1        | 7          | -    | -   | 13   | 6.50    |
| Grace RJ     | 5       | 2       | 1        | 10*        | -    | -   | 10   | 10.00   |
| Barwell JB   | 3       | 1       | 1        | 4*         | -    | -   | 4    | -       |
| Nair KM      | 6       | 3       | -        | 2          | -    | -   | 4    | 1.33    |
| Sims CT      | 7       | -       | -        | -          | -    | -   | -    | -       |
| Adams GT     | 9       | -       | -        | -          | -    | -   | -    | -       |

### Under 16 Lord's Taverners Grade Bowling

| Player       | Overs | Maidens | Runs | Wickets | Average | Best | 5 Wkts. |
|--------------|-------|---------|------|---------|---------|------|---------|
| Jeh Z        | 94.3  | 15      | 308  | 18      | 17.11   | 5-30 | 1       |
| Sims CT      | 57.2  | 8       | 183  | 10      | 18.30   | 3-20 | -       |
| Adams GT     | 54    | 9       | 160  | 9       | 17.78   | 3-9  | -       |
| Lewis DW     | 38    | 4       | 143  | 7       | 20.43   | 2-7  | -       |
| Thomasson FS | 42.1  | 4       | 185  | 7       | 26.43   | 2-19 | -       |
| Nair KM      | 44    | 2       | 183  | 7       | 26.14   | 2-30 | -       |
| Grace RJ     | 26    | 3       | 97   | 3       | 32.33   | 2-40 | -       |
| Brown JI     | 12    | 1       | 58   | 2       | 29.00   | 1-21 | -       |
| Collier TA   | 11    | -       | 68   | 2       | 34.00   | 1-14 | -       |
| Weibgen HD   | 19    | 2       | 65   | 2       | 32.50   | 2-11 | -       |
| Pearn AT     | 23    | -       | 119  | 1       | 119.00  | 1-27 | -       |
| Tolhurst AS  | 1     | -       | 1    | -       | -       | 0-1  | -       |
| Hoffman TJ   | 2     | -       | 13   | -       | -       | 0-13 | -       |



Trophy Presentation Dinner

## OVER 40's GRADE ONE-DAY COMPETITION

| TEAM                        | POINTS    | NRR           |
|-----------------------------|-----------|---------------|
| Ipswich / Logan             | 14        | 4.8155        |
| Sandgate - Redcliffe (Gold) | 14        | 0.9763        |
| University of Queensland    | 10        | 1.6843        |
| <b>Valley</b>               | <b>10</b> | <b>1.3166</b> |
| Sandgate - Redcliffe (Blue) | 10        | 0.5427        |
| Toombul                     | 4         | 3.4228        |
| South Brisbane              | 2         | 0.1885        |
| Redlands                    | 0         | 1.0973        |
| Wynnum/Manly                | 0         | 0.6837        |
| Western Suburbs             | 0         | 0.2910        |

### Over 40's Captain's Report: Peter Sherman

Another great season for old mates and new to get together each month for a run. Here's how we went for our 2 wins, 2 losses and a wash out.

#### Game 1 v Ipswich/Logan (away)

**VDCC 164 (DK 44, Milli 22), batted then match washed out.**

Season started with the long trip out to Ipswich. DK and Milli got us off to a good start, then a steady fall of wickets got us to 164 after our 35 overs.

Stoddy took possession of Daddles the Domestic Duck with a 7 ball globe, then Molly took it over with a runout first ball. Brendan Reck made a handy 19 on debut and Azungu Whytey contributed 14 at the tail. Unfortunately the threatening weather hit just as we finished our innings. Oh well, early beers and head home.

#### Game 2 v Sandgate-Redcliffe Gold (away)

**VDCC 8/166 (DK 50\*, Milli19\*) lost to Sandgate 175**

**(Azungu 3/20, Willo 2/39 and Spade 2/21)**

Some sharp and tight bowling from Smithy and Azungu had Sandgate 4/30 early, before their captain steadied the ship and held the innings together with 56\* and some of the lower order in the teens to get to 175. Willo and Spade getting two wickets each and Smithy, Milli and Godes 1 each.

Milli had to retire injured early and DK looked untroubled with 50\*, including numerous square cuts to the boundary. From 1/115 wickets fell at too regular an interval, Spade 17 and Azungu 18 the only other notables. Plank taking Daddles with a second balla. 8/166 at the close not enough.

#### Game 3 v Souths at Peter Easton Oval

**VDCC 5/266 (Coleman 51\*, Gullo 45, Stoddy 38\*) def Souths 39 (Photo 3.5/1/4/6, Azungu 7/3/2/6, Smithy 3/1/2/4)**

Some aggressive batting through the middle order after being 2/27 got us to 5/226 after 35.

Gullo made a handy 45, Stoddy retired out of energy on 38 (and embarrassed by causing Chappy to break his ankle with a "Yes. No. Wait. Snap. Sorry" call) and Kyle 50 Cal Coleman (on debut) crunched a number of boundaries on his way to a quick 51\*.

South's openers got them to 16 and then 2/26 before it was a wicket smorgasbord, with first Whytey then Photo and Smithy dining out.

Photo's 3.5 overs, 1 Maiden, 4 wickets for 6 runs the highlight. Azungu and Smithy not far behind. Great to watch.

Some good catching and fielding completed the performance, with Souths all out for 39 in 19.5 overs (13 top score, 7 extras and 4 ducks).

#### Game 4 v University at Norm McMahon

**VDCC 24 (incl 9 wides) lost to Uni 8/208 (Willo 3/45, Smithy 2/41 and Godes 2/23)**

As good as we had been in the field against Souths, we were worse with the bat against Uni. They got off to strong start with Elks and McInnes scoring freely but from 2/146 we toiled hard in the second half to restrict them to 8/208. Willo got 3/45 across 2 spells, Godes got two including the key wicket of Elks stumped by Horse2. McInnes retiring on 51\* helped the cause. Smithy also picked up 2 and 50 Cal closing out with 1/5 off 2 overs.

We started well! 13 for the first wicket with Plank (5) and Stodds (4) looking comfortable. They top scored. 2,1,1,0,0,2,0,0 and 0\* were the rest of the very ordinary list.

Knuckles, Rock and Willo all briefly took hold of Daddles and he ended with Shermo, who was not even playing, but stepped in to bat 11 because Milli had gone home crook after we fielded and Horse2 injured his back taking a catch or a stumping (he had also filled in for Subbies on Saturday, so a couple of long stints behind the stumps may have taken their toll).

Poor all around with the bat. We obviously celebrated knocking Souths over for 39 way too hard!

#### Game 5 v Wests at Norm McMahon

**VDCC 6/168 (Smithy 47\*, Milli 44, Buckets DuPayne 23) def Wests all out 117 in 30.4 overs (Godes 5/24, Shermo 2/5)**

Milli got us moving after losing DK early. Milli, Stodds and Shermo took a great spell in the middle overs from Growler (7 overs, 4 maidens, 3 wickets for 13 runs). A few boundaries to Buckets followed by Smithy smashing 47 of 24 balls including 6x4s and 2x6s. Got us to a competitive 6/168.

Azungu took Daddles of Shermo for the off-season with a 1<sup>st</sup> ball LBW. Close mate?

He took his frustrations out with the ball, picking up a clean bowled second ball and a catch off Smithy.

Godes came on in the middle overs with a better spell than Growler, getting him LBW for his first wicket, then another, 2 more catches from Azungu, and finishing 7 overs 1 maiden, 5 wickets for 24. Shermo got 2 late ones to clean up the tail for a good win to end the season.

Thanks to all those who played this year for the Great Spirit with which you play, and to Stoddy for pulling the side together each game. I hope to see you all next season.

Cheers,

Shermo

## OVER 40's GRADE ONE DAY COMPETITION STATISTICS

Matches Played: 5: Won 2, Drawn 1, Lost 3

### Over 40's Grade Batting

| Player      | Matches | Innings | Not Outs | Best Score | 100s | 50s | Runs | Average |
|-------------|---------|---------|----------|------------|------|-----|------|---------|
| Khan DM     | 4       | 4       | 1        | 50*        | -    | 1   | 103  | 34.33   |
| Millard NJ  | 4       | 4       | 1        | 44         | -    | -   | 95   | 31.67   |
| Smith CJ    | 4       | 4       | 1        | 47*        | -    | -   | 79   | 26.33   |
| Stoddart JM | 5       | 5       | 1        | 38*        | -    | -   | 57   | 14.25   |
| Coleman KJ  | 2       | 2       | 1        | 51*        | -    | 1   | 52   | 52.00   |
| Whyte JR    | 4       | 4       | 1        | 19*        | -    | -   | 51   | 17.00   |
| Gulliver MA | 3       | 2       | -        | 45         | -    | -   | 46   | 23.00   |
| Sherman PD  | 5       | 5       | -        | 16         | -    | -   | 43   | 8.60    |
| Du Payne MP | 1       | 1       | -        | 23         | -    | -   | 23   | 23.00   |
| Warner LR   | 3       | 3       | 1        | 12         | -    | -   | 21   | 10.50   |
| Reck BA     | 1       | 1       | -        | 19         | -    | -   | 19   | 19.00   |
| Horswill MG | 5       | 1       | -        | 12         | -    | -   | 12   | 12.00   |
| Gode SJ     | 5       | 3       | 2        | 8*         | -    | -   | 9    | 9.00    |
| Chapman WG  | 1       | 1       | 1        | 7*         | -    | -   | 7    | -       |
| Ryan MJ     | 3       | 3       | -        | 5          | -    | -   | 6    | 2.00    |
| Wilson BT   | 3       | 2       | -        | 1          | -    | -   | 1    | 0.50    |
| Malone JN   | 2       | 2       | 1        | 0*         | -    | -   | 0    | 0.00    |
| Banvill MD  | 1       | 1       | -        | 0          | -    | -   | 0    | 0.00    |
| Frame MF    | 1       | -       | -        | -          | -    | -   | -    | -       |

### Over 40's Grade Bowling

| Player      | Overs | Maidens | Runs | Wickets | Average | Best |
|-------------|-------|---------|------|---------|---------|------|
| Gode SJ     | 14.4  | 2       | 71   | 8       | 8.88    | 5-24 |
| Smith CJ    | 22    | 1       | 107  | 6       | 17.83   | 2-4  |
| Whyte JR    | 21    | 4       | 48   | 6       | 8.00    | 3-20 |
| Wilson BT   | 19    | 1       | 96   | 6       | 16.00   | 3-45 |
| Frame MF    | 4.5   | 1       | 6    | 4       | 1.50    | 4-6  |
| Sherman PD  | 1.4   | -       | 5    | 2       | 2.50    | 2-5  |
| Malone JN   | 6     | -       | 21   | 1       | 21.00   | 1-21 |
| Millard NJ  | 6     | -       | 25   | 1       | 25.00   | 1-16 |
| Coleman KJ  | 2     | -       | 5    | 1       | 5.00    | 1-5  |
| Banvill MD  | 3     | -       | 16   | -       | -       | 0-16 |
| Gulliver MA | 2     | -       | 32   | -       | -       | 0-32 |
| Khan DM     | 2     | -       | 8    | -       | -       | 0-8  |
| Ryan MJ     | 12    | 1       | 62   | -       | -       | 0-24 |



Gill Chapman retired "very hurt" in Round 3 against Souths



## SUNDAY LEGENDS GRADE T20 COMPETITION

| Team                     | Points | NRR    |
|--------------------------|--------|--------|
| Valley                   | 7      | -0.457 |
| Sandgate - Redcliffe     | 6      | 0.620  |
| South Brisbane           | 5      | 0.111  |
| University of Queensland | 4      | 1.898  |
| Ipswich / Logan          | 3      | -2.425 |

### Sunday Legends T20 Captain's Report: Chris Lanagan

After our successful season in 2017/18 and despite an attempt by debutant Trent "Gump" Scott to white ant me after a defeat in our first game, I again had the absolute honour of captaining the Legends this season.

With our core group of former first grade players, we again took on the player policy of our resident scorer Pat Culpan's favourite rugby side to ensure we had yet another enjoyable season. Unfortunately that ruled out a number of players wishing to gain selection from the start. That said, we were still able to welcome back a few VDCC players into the fold, with Gump returning from England and "Pump" Shinnick, Joey Dawes and Paul "Thunder" Whybird all joining us throughout the year.

It was, on reflection, one of the most strenuous seasons I have been a part of. With one bye, 2 forfeits, 1 loss and 1 win we were able to finish on top of the table after the 2 games in 5 gruelling rounds over 5 months. There were of course many highlights throughout the round games like:

- Grant Mitchell taking 2/6 off 1 over against Souths, meaning he had the distinction of being the only batsmen to have taken more wickets than he had scored runs.
- Richard Anderson unfortunately going wicketless all season. Not a bad effort for one of the club's leading wicket takers.
- Matty DuPayne scoring half his season runs in boundaries, although he only totalled 8 runs for the season.
- Bantams majestic 1\* off 1 ball vs Souths.
- Brendan Shinnick amassing a season total of 1 run at an average of 0.5.
- Joey Dawes proving he needs to work on his bowling while he's coaching, after going for 11 an over vs Sandgate in our first game.

The Final.....

Finishing first enabled us to host the Sandgate-Redcliffe Gators in the final on Norm McMahon oval. After losing the toss (again), Sandgate sent us in with some very dark clouds brewing overhead (I know you're trying to say that in a South African accent now).

GB and Gilly got us off to a fine start, well Gilly did anyway, as our international player again proved that he only scores runs for Australia and was out second ball. Gump then helped out with 5 off 3 and we were 2/40 when the heavens opened up at the 4.3 over mark. After a lengthy delay and a lot of time on the supersopper, we were able to start again and the final was reduced to a 10/10 match.

Gilly and Cotts continued where they left off and despatched the Sandgate bowlers to all parts and we finished our innings on 2/87. After going for only 19 per over in our last game vs Sandgate, we were quietly confident they couldn't repeat that again.

Hoochy got us off to a great start, dismissing one of the danger players in the first over and then followed up with another in his second over to yet again set a great platform for us. Ando was ghosting in from the other end and was very unlucky to go wicketless again.

Despite the loss of Dudgo who unfortunately tore his hamstring fielding in the second over, our wily ~~spin~~ slow bowling trio of Bantam, Cotts and GB restricted the Gators scoring, so that they still needed 9 runs to win off the final over, with yours truly to bowl it. On recent history, there was a bit of trepidation in the camp that the Gators might actually get home, but with a wicket off the final ball we managed to get home by 2 runs and secure back to back Legends T20 premierships.

A special mention must go to Gavin Brown, who this season made his international debut and won the Over 50's World Cup with the Australian team. Congratulations mate and a huge well done!! Also to David Cottee and Darin Turner who have been in the Queensland Over 50's sides in the past 12 months and to Patty Culpan for yet again scoring for us all season.

As always, it was an absolute pleasure to play cricket, sledge each other and have a beer or 2 with these blokes. Well done Legends and here's to next year!!

Chris "Skipper" Lanagan

## SUNDAY LEGENDS GRADE T20 COMPETITION STATISTICS

|                 |                  |
|-----------------|------------------|
| Premiership:    | Champions        |
| Matches Played: | 3: Won 2, Lost 1 |

### Sunday Legends Grade Batting

| Player       | Matches | Innings | Not Outs | Best Score | 100s | 50s | Runs | Average |
|--------------|---------|---------|----------|------------|------|-----|------|---------|
| Gilchrist OS | 3       | 3       | 1        | -          | 1    | 65  | 146  | 73.00   |
| Cottee DW    | 3       | 3       | 3        | -          | -    | 41* | 100  | -       |
| Brown GC     | 2       | 2       | -        | -          | -    | 34  | 36   | 18.00   |
| Scott TC     | 2       | 2       | -        | -          | -    | 22  | 27   | 13.50   |
| Whybird PD   | 1       | 1       | -        | -          | -    | 14  | 14   | 14.00   |
| Du Payne MP  | 3       | 2       | -        | -          | -    | 4   | 8    | 4.00    |
| Dawes JH     | 2       | 2       | -        | -          | -    | 3   | 5    | 2.50    |
| Brown AJ     | 3       | 2       | 2        | -          | -    | 3*  | 4    | -       |
| Shinnick BM  | 2       | 2       | -        | -          | -    | 1   | 1    | 0.50    |
| Turner DR    | 3       | -       | -        | -          | -    | -   | -    | -       |
| Anderson RAJ | 3       | -       | -        | -          | -    | -   | -    | -       |
| Dudgeon AK   | 1       | -       | -        | -          | -    | -   | -    | -       |
| Lanagan CJ   | 3       | -       | -        | -          | -    | -   | -    | -       |
| Mitchell GW  | 2       | 1       | 0        | -          | -    | 0   | -    | 0.00    |

### Sunday Legends Grade Bowling

| Player       | Overs | Maidens | Runs | Wickets | Average | Best |
|--------------|-------|---------|------|---------|---------|------|
| Cottee DW    | 8.1   | -       | 63   | 3       | 21.00   | 1-20 |
| Turner DR    | 8     | -       | 47   | 3       | 15.67   | 2-13 |
| Brown AJ     | 8     | -       | 63   | 2       | 31.50   | 1-22 |
| Lanagan CJ   | 7     | -       | 35   | 2       | 17.50   | 1-7  |
| Mitchell GW  | 1     | -       | 6    | 2       | 3.00    | 2-6  |
| Dawes JH     | 5     | -       | 36   | 1       | 36.00   | 1-14 |
| Brown GC     | 2     | -       | 18   | 1       | 18.00   | 1-9  |
| Anderson RAJ | 7     | -       | 69   | -       | -       | 0-16 |



Owen Gilchrist batting in the Legends T20 Final against Sandgate-Redcliffe.



# VALLEY DISTRICT CRICKET CLUB

AFFILIATED WITH THE QUEENSLAND CRICKET ASSOCIATION

ESTABLISHED 1897



## OLD PREMIER CRICKET LEGENDS T20 CHAMPIONS 2018 - 2019

**BACK ROW:** Darin Turner, Richard Anderson, David Cotee, Gavin Brown, Chris Lanagan, Matt Du Payne.  
**FRONT ROW:** Tony Dudgeon, Trent Scott, Owen Gilchrist, Grant Mitchell, Tony Brown.



## WOMEN'S FIRST GRADE – The Katherine Raymont Shield

| One Day Competition      |           |               |
|--------------------------|-----------|---------------|
| Team                     | Points    | NRR           |
| Western Suburbs          | 45        | 1.131         |
| Sandgate - Redcliffe     | 44        | 0.867         |
| Gold Coast               | 35        | -0.126        |
| <b>Valley</b>            | <b>34</b> | <b>-0.719</b> |
| Ipswich / Logan          | 30        | -0.071        |
| University of Queensland | 20        | -1.285        |

| Twenty 20 Competition    |           |              |
|--------------------------|-----------|--------------|
| Team                     | Points    | NRR          |
| <b>Valley</b>            | <b>17</b> | <b>1.150</b> |
| Gold Coast               | 14        | 1.456        |
| Ipswich / Logan          | 10        | -1.218       |
| Sandgate - Redcliffe     | 9         | -0.476       |
| Western Suburbs          | 8         | 0.231        |
| University of Queensland | 2         | -1.324       |

### Women's First Grade Captain's Report: **Letysha Randall**

The season didn't start as planned, as our coach was offered a job that he couldn't refuse: Coach of the Sri Lankan Women's team. So we wished Harsh all the best and started the search for a new coach. We didn't have much time as the season was approaching quickly, but we were lucky to have Mick Sims come on board and take the reins as the coach.

We kicked off the season with a run of One Dayers and our first game of the season was against a re-introduced Ipswich Hornets. We came away with a very good win and a lot of good contributors across the board. The next 7 rounds of One Dayers included some good wins and a couple of losses, but the rain had a lot to say with 3 weekends of cricket washed out. We felt like we were sitting in a good position heading into the T20 leg of the competition.

The T20 competition started like the One Dayers with a game against Ipswich, but like three weekends in the first eight rounds we were washed out. Despite this we had a very good T20 season with plenty of notable contributions. Kara Sutherland scored at will and even though we didn't see a six from her, this season it was an absolute pleasure to watch her go about her business. She was well supported by Lexie Muller with both bat and ball. Christina Coulson also had the ball on a string at times.

We finished the T20 comp on top of the ladder and headed into the final against the Gold Coast at AB oval. Let's just say this was a game we want to forget. Gold Coast were the better team on the day, but I could not be more proud of the girls that were involved in getting us to the final. We will all be better for the experience and we aim to go one better next season.

The following rounds completed our One-Day competition. In the past we have dropped off after the Christmas break and we were determined not to do that again this year. Unfortunately it did happen and we had a run of losses before the semi final. We played Wests in the semi and despite a clinical 100 from Kara Sutherland in her last knock before retirement, we didn't do enough to get across the line and into our second final for the year.

From First Grade we had some girls go onto representative duties and I congratulate those girls on their great achievements.

Christina Coulson: Australia Indigenous side on the commemorative tour of England in June to celebrate the 150th anniversary of the 1868 Aboriginal team that toured the UK.

Lexie Muller: Queensland and Australian Country.

Charlie Knott and Emily Vallance: Queensland U18

Jess Bradley and Gillian Chalmers: Northern Territory U18.

In closing I want to thank Mick for all of his work this season. The girls very much appreciate your efforts. Thank you to the committee and sub committee for making Valleys the best club to play for and for promoting women's cricket so strongly and investing in women's cricket getting better.

Everyone in the club should be extremely excited what is happening around women's cricket and I personally can't wait for next season to roll around.

Go Valleys!!

TJ Randall



Gavin Brown presents Kara Sutherland with the trophy for Most Runs in 2018/19.

## WOMEN'S FIRST GRADE COMPETITION STATISTICS

|                 |   |
|-----------------|---|
| Premiership:    | Lost in Final of T20, lost in Semi Final of One Day |
| Matches Played: | 27. Won 13, Drawn 5, Lost 9                         |

### Women's First Grade Batting

| Player          | Matches | Innings | Not Outs | Best Score | 100s | 50s | Runs | Average |
|-----------------|---------|---------|----------|------------|------|-----|------|---------|
| Sutherland K    | 19      | 19      | 5        | 102        | 1    | 3   | 701  | 50.07   |
| Randall LJ      | 22      | 18      | 2        | 100*       | 1    | 2   | 516  | 32.25   |
| Knott CR        | 15      | 14      | 1        | 129*       | 1    | 2   | 405  | 31.15   |
| Muller LK       | 19      | 16      | 3        | 60*        | -    | 1   | 236  | 18.15   |
| Coulson CR      | 19      | 17      | 3        | 88*        | -    | 1   | 234  | 16.71   |
| Bradley JA      | 16      | 15      | 4        | 27         | -    | -   | 145  | 13.18   |
| Chalmers GB     | 21      | 14      | 6        | 36*        | -    | -   | 139  | 17.38   |
| Lewis CN        | 5       | 4       | 1        | 25         | -    | -   | 44   | 14.67   |
| Cope JE         | 10      | 5       | 1        | 19         | -    | -   | 35   | 8.75    |
| Black KA        | 6       | 5       | -        | 19         | -    | -   | 32   | 6.40    |
| Sunderland TM   | 16      | 8       | 2        | 11         | -    | -   | 31   | 5.17    |
| Barnard Z       | 6       | 3       | -        | 12         | -    | -   | 30   | 10.00   |
| Sunderland LA   | 20      | 8       | 3        | 8          | -    | -   | 29   | 5.80    |
| Vallance EP     | 15      | 5       | -        | 7          | -    | -   | 21   | 4.20    |
| Charman EJ      | 11      | 3       | 1        | 12*        | -    | -   | 16   | 8.00    |
| Johnson-Wood KG | 6       | 2       | 2        | 7*         | -    | -   | 11   | -       |
| Adams RP        | 5       | 2       | 1        | 8*         | -    | -   | 8    | 8.00    |
| Ryan MB         | 12      | 6       | 3        | 7*         | -    | -   | 7    | 2.33    |
| Paul TG         | 9       | 2       | 1        | 5*         | -    | -   | 5    | 5.00    |
| Cowan-Dillon AO | 1       | 1       | -        | 0          | -    | -   | 0    | 0.00    |
| Cooper CA       | 2       | 1       | -        | 0          | -    | -   | 0    | 0.00    |
| Nankivell CR    | 2       | -       | -        | -          | -    | -   | -    | -       |
| Ryall C         | 2       | -       | -        | -          | -    | -   | -    | -       |

### Women's First Grade Bowling

| Player          | Overs | Maidens | Runs | Wickets | Average | Best | 5 Wkts. |
|-----------------|-------|---------|------|---------|---------|------|---------|
| Randall LJ      | 111.3 | 3       | 532  | 24      | 22.17   | 3-11 | -       |
| Muller LK       | 107.2 | 11      | 445  | 20      | 22.25   | 3-3  | -       |
| Coulson CR      | 65    | 11      | 264  | 20      | 13.20   | 5-17 | 2       |
| Sunderland LA   | 81    | 8       | 387  | 17      | 22.76   | 3-12 | -       |
| Chalmers GB     | 99.1  | -       | 548  | 16      | 34.25   | 3-18 | -       |
| Knott CR        | 88    | 3       | 419  | 12      | 34.92   | 3-30 | -       |
| Vallance EP     | 64    | 5       | 325  | 8       | 40.63   | 4-24 | -       |
| Charman EJ      | 45    | -       | 282  | 6       | 47.00   | 3-22 | -       |
| Paul TG         | 16    | -       | 63   | 4       | 15.75   | 2-23 | -       |
| Cooper CA       | 7.1   | -       | 38   | 3       | 12.67   | 2-18 | -       |
| Ryall C         | 8     | 1       | 49   | 3       | 16.33   | 2-13 | -       |
| Cope JE         | 29    | 1       | 158  | 1       | 158.00  | 1-20 | -       |
| Sunderland TM   | 1     | -       | 18   | 1       | 18.00   | 1-18 | -       |
| Sutherland K    | 1     | -       | 7    | -       | -       | 0-7  | -       |
| Black KA        | 2     | -       | 12   | -       | -       | 0-12 | -       |
| Ryan MB         | 11    | -       | 72   | -       | -       | 0-14 | -       |
| Nankivell CR    | 2     | -       | 8    | -       | -       | 0-8  | -       |
| Cowan-Dillon AO | 2     | -       | 27   | -       | -       | 0-27 | -       |

**WOMEN'S FIRST GRADE TWENTY20 FINAL  
VALLEY v GOLD COAST  
27 January 2019, Allan Border Field, Albion**

| <b>Valley Batting</b>         | <b>First Innings</b>                | <b>Runs</b> |
|-------------------------------|-------------------------------------|-------------|
| CR Knott                      | lbw b. C Fuller                     | 4           |
| LK Muller                     | c. E Cornelius b. R Thomson         | 16          |
| K Sutherland                  | c. (unknown) b. H Liyanarachchi Don | 1           |
| LG Randall                    | c. G Redmayne b. R Thomson          | 4           |
| CR Coulson                    | c. C Fuller b. E Cornelius          | 18          |
| JA Bradley                    | not out                             | 20          |
| GB Chalmers                   | not out                             | 9           |
| MB Ryan                       | dnb                                 |             |
| TM Sunderland                 | dnb                                 |             |
| TG Paul                       | dnb                                 |             |
| EP Vallance                   | dnb                                 |             |
| LA Sunderland                 | dnb                                 |             |
| Extras (nb 2, w 5, b 0, lb 1) |                                     | 8           |
| TOTAL                         |                                     | <u>5/80</u> |

| <b>University Bowling</b> | <b>Overs</b> | <b>First Innings<br/>Mdns.</b> | <b>Runs</b> | <b>Wkts.</b> |
|---------------------------|--------------|--------------------------------|-------------|--------------|
| C Fuller                  | 2.0          | 0                              | 11          | 1            |
| H Liyanarachchi Don       | 3.0          | 0                              | 16          | 1            |
| R Thomson                 | 4.0          | 1                              | 13          | 2            |
| A Riddell                 | 4.0          | 0                              | 14          | 0            |
| TA Wheeler                | 4.0          | 0                              | 9           | 0            |
| E Cornelius               | 1.0          | 0                              | 7           | 1            |
| B McDougall               | 2.0          | 0                              | 9           | 0            |

| <b>University Batting</b>     | <b>First Innings</b>        | <b>Runs</b> |
|-------------------------------|-----------------------------|-------------|
| C Muller                      | c. MB Ryan b. LA Sunderland | 43          |
| A Riddell                     | not out                     | 34          |
| G Redmayne                    | not out                     | 2           |
| TA Wheeler                    | dnb                         |             |
| R Thomson                     | dnb                         |             |
| H Liyanarachchi Don           | dnb                         |             |
| E Cornelius                   | dnb                         |             |
| B McDougall                   | dnb                         |             |
| C Gan                         | dnb                         |             |
| G Parmenter                   | dnb                         |             |
| G Sandford                    | dnb                         |             |
| R van Helvoirt                | dnb                         |             |
| Extras (nb 0, w 1, b 0, lb 4) |                             | 5           |
| TOTAL                         |                             | <u>1/84</u> |

| <b>Valley Bowling</b> | <b>Overs</b> | <b>First Innings<br/>Mdns.</b> | <b>Runs</b> | <b>Wkts.</b> |
|-----------------------|--------------|--------------------------------|-------------|--------------|
| LJ Randall            | 3.0          | 0                              | 22          | 0            |
| CR Knott              | 2.0          | 0                              | 7           | 0            |
| LA Sunderland         | 4.0          | 0                              | 21          | 1            |
| CR Coulson            | 1.0          | 0                              | 9           | 0            |
| LK Muller             | 1.0          | 0                              | 4           | 0            |
| GB Chalmers           | 1.5          | 0                              | 17          | 0            |

**Match Result:** Gold Coast won  
**Toss Won by:** Gold Coast (elected to bowl first)  
**Captains:** LJ Randall (VDCC) & A Riddell (Gold Coast)  
**Umpires:** David Taylor & Steven Farrell  
**Valley Scorer:** Pat Culpan

## WOMEN'S SECOND GRADE – The Jodie Fields Shield

| Team                     | Points    | NRR            |
|--------------------------|-----------|----------------|
| Sandgate - Redcliffe     | 64        | 2.0701         |
| Sunshine Coast           | 59        | 1.5587         |
| Wynnum/Manly             | 56        | 1.5698         |
| Redlands                 | 46        | 0.6951         |
| <b>Valley</b>            | <b>40</b> | <b>-0.1253</b> |
| Ipswich / Logan          | 28        | -0.2904        |
| Western Suburbs          | 24        | -0.7348        |
| South Brisbane           | 22        | -1.5512        |
| Gold Coast               | 21        | -0.6360        |
| University of Queensland | 16        | -2.5687        |

### Women's Second Grade Captain's Report: Christie Lewis

After a solid pre-season there was a great feel of excitement and anticipation in the Second Grade camp for the 2018/2019 season ahead. Numerous familiar faces had returned and the group was keen to build on last season's results. Many of the Junior players were now entering their 3<sup>rd</sup> season of Senior Women's cricket and were keen and ready to take on a more senior role within the team.

The season started well with a solid win over Gold Coast, but in the 2<sup>nd</sup> Round we were beaten by Sunshine Coast, the eventual Jodie Field's Competition winners. After 2 washouts, we struggled to put back to back wins on the board and unfortunately lost crucial games to teams we should have defeated. We won two and lost two of the four T20 games before Xmas, but showed great fight in all matches. After Xmas we finished the season in great style, winning 4 of the last 6 matches. Unfortunately we just missed the Semi Finals, finishing in 5<sup>th</sup> place on the ladder.

The batting group is developing well, not only relying on one or two players but all the team contributing in different matches. The top four run scorers (Christie, Zelly, Zita and Sofi) all scored over 150 runs for the season, with great support from a solid group of top 6 batters (Annie, Aster, Alice and Abby) all scoring over 100 runs. The bowling was also very good, with the initial pace attack of Caitlin, Sierra, Mia and Tilly consistently taking wickets and Abby, Sofi, Kiara and Aster providing great support through the middle. With great keeping from Grace (and Alice) throughout the season and new players (Jasmine, Portia, Allegra) performing well, the next season and future of Women's cricket is very bright at Valleys.

Looking back over the season, I believe the team had the players and ability to beat any other club in the competition, but just need to maintain their focus and desire throughout all 40 overs of every match. We also unfortunately lost 2 Senior players, Zelly and Rachelle mid-season, but I was very proud of the older group of Junior players who demonstrated great maturity for the remainder of the season.

### Highlights of the season:

- Round 2 – Christie 64 and Caitlin 3/16 off 6 overs against Sunshine Coast.
- Round 5 - Zelly 2/3 off 3 overs and 66\* to help chase down Redlands 40 over total in 25 overs.
- Round 6 – Kiara 3/22 against Wynnum/Manly.
- Round 7 – Christie 47\* and Abby 4/10 off 5 overs against Wests.
- Round 9 – Aster 2/4 off 3 overs and an excellent chase by Alice 23\* to beat Sandgate in T20.
- Round 11 – Great partnership between Zelly 62 and Zita 23 to beat South Brisbane in T20.
- Round 12 – Zita 43 off 39 balls in T20 against strong Redlands attack.
- Round 14 – Sofi 50 opening and great partnership between Aster 14 and Grace 17 at the end of innings. Well supported with solid bowling Sierra 3/14 and Caitlin 3/24 for good win against Gold Coast.
- Round 15 – Solid bowling by Sierra 3/39 and Sofi 3/16 and fantastic whole team batting innings by Annie 26, Aster 20, Alice 12 and Sierra hitting 30 off 19 to win the match against Wests in the 39<sup>th</sup> over.
- Round 17 – Great opening innings against Ipswich by Annie 34 and good support from Zita 24 and Mia 25. Bowling was solid with Abby taking 2/13 off 5 overs and Phoebe taking her first Senior wicket, finishing with 2/7 off 2 overs.
- Round 18 – Good win again UQ last game of the season with Abby 24 and bowlers performing well. Abby 4/8 off 3 overs, Phoebe 2/11 and Caitlin 2/10.

Thank you to Mick Sims, Megan White and Leteysha Randall for all your guidance and support throughout the season. Thank you also to Mark Harris and Peter Ryan for your assistance with scoring and help during game time.

Personally, I will really miss training and playing with the fantastic group of women and girls at Valleys and believe we definitely have the talent at the club to contest the premiership next season. I have thoroughly enjoyed my 5 years as part of the club and wish the players and coaches all the best for next season.

Christie Lewis



Michael Dudgeon presents Christie Lewis with the Batting Average award for Second Grade

## WOMEN'S SECOND GRADE COMPETITION STATISTICS

|                 |                            |
|-----------------|----------------------------|
| Premiership:    | 5th                        |
| Matches Played: | 15: Won 9, Drawn 2, Lost 7 |

### Women's Second Grade Batting

| Player          | Matches | Innings | Not Outs | Best Score | 100s | 50s | Runs | Average |
|-----------------|---------|---------|----------|------------|------|-----|------|---------|
| Lewis CN        | 12      | 11      | 2        | 64         | -    | 1   | 253  | 28.11   |
| Barnard Z       | 8       | 7       | 1        | 66*        | -    | 2   | 158  | 26.33   |
| Varatharajan ZA | 10      | 9       | 1        | 43         | -    | -   | 158  | 19.75   |
| Maddox SL       | 15      | 14      | 1        | 50         | -    | 1   | 155  | 11.92   |
| Childs AG       | 10      | 10      | -        | 34         | -    | -   | 117  | 11.70   |
| Cowan-Dillon AO | 12      | 10      | 2        | 23         | -    | -   | 111  | 13.88   |
| Barker AE       | 12      | 10      | 3        | 23*        | -    | -   | 100  | 14.29   |
| Harris AL       | 14      | 13      | 2        | 24         | -    | -   | 89   | 8.09    |
| Nankivell GC    | 13      | 9       | 5        | 17*        | -    | -   | 73   | 18.25   |
| Jeh S           | 14      | 7       | 3        | 30*        | -    | -   | 46   | 11.50   |
| Ryan MB         | 6       | 5       | 1        | 25*        | -    | -   | 37   | 9.25    |
| Adams RP        | 8       | 7       | -        | 16         | -    | -   | 35   | 5.00    |
| White ML        | 1       | 1       | -        | 34         | -    | -   | 34   | 34.00   |
| Black KA        | 2       | 2       | -        | 17         | -    | -   | 28   | 14.00   |
| Smith AM        | 1       | 1       | -        | 27         | -    | -   | 27   | 27.00   |
| Sunderland TM   | 1       | 1       | 1        | 23*        | -    | -   | 23   | -       |
| Johnson-Wood KG | 8       | 3       | 2        | 8*         | -    | -   | 15   | 15.00   |
| Nankivell CR    | 14      | 5       | 4        | 5*         | -    | -   | 10   | 10.00   |
| Paul TG         | 7       | 4       | 1        | 5*         | -    | -   | 7    | 2.33    |
| Jones JG        | 5       | 2       | -        | 3          | -    | -   | 4    | 2.00    |
| Twigg JH        | 5       | 1       | -        | 2          | -    | -   | 2    | 2.00    |
| Pollack AJ      | 2       | 1       | -        | 2          | -    | -   | 2    | 2.00    |
| Ward PL         | 3       | -       | -        | -          | -    | -   | -    | -       |
| Du Payne PK     | 2       | -       | -        | -          | -    | -   | -    | -       |

### Women's Second Grade Bowling

| Player          | Overs | Maidens | Runs | Wickets | Average | Best | 5 Wkts. |
|-----------------|-------|---------|------|---------|---------|------|---------|
| Jeh S           | 66.5  | 2       | 310  | 18      | 17.22   | 3-14 | -       |
| Nankivell CR    | 52.3  | 3       | 264  | 16      | 16.50   | 3-16 | -       |
| Harris AL       | 51.3  | 2       | 207  | 15      | 13.80   | 4-8  | -       |
| Maddox SL       | 81.2  | 7       | 349  | 15      | 23.27   | 3-16 | -       |
| Cowan-Dillon AO | 52.1  | 3       | 219  | 13      | 16.85   | 2-4  | -       |
| Black KA        | 15    | 1       | 44   | 5       | 8.80    | 3-19 | -       |
| Johnson-Wood KG | 16.1  | -       | 95   | 5       | 19.00   | 3-22 | -       |
| Ryan MB         | 28    | 3       | 122  | 5       | 24.40   | 3-38 | -       |
| Ward PL         | 6     | -       | 18   | 4       | 4.50    | 2-7  | -       |
| Paul TG         | 35.3  | 2       | 123  | 4       | 30.75   | 2-23 | -       |
| Barnard Z       | 28.4  | 1       | 109  | 4       | 27.25   | 2-3  | -       |
| Barker AE       | 19    | 1       | 112  | 3       | 37.33   | 2-26 | -       |
| Varatharajan ZA | 16    | -       | 70   | 3       | 23.33   | 2-9  | -       |
| Jones JG        | 9     | -       | 54   | 2       | 27.00   | 1-13 | -       |
| Twigg JH        | 11    | 1       | 61   | 1       | 61.00   | 1-26 | -       |
| Lewis CN        | 2     | -       | 8    | -       | -       | 0-3  | -       |
| Du Payne PK     | 2     | -       | 10   | -       | -       | 0-10 | -       |



# TEAM AND INDIVIDUAL ALL-TIME RECORDS

## IMPORTANT NOTES & GRADES HISTORY

|   |   |  |
|---|---|--|
| <b>IMPORTANT NOTES</b>                          | <p>(i) Annual Reports from 1898-99 to 1921-22 are reported to have been lost in a flood. If anyone has, or knows of the whereabouts of any of these reports, it would be appreciated if you would contact the Club Secretary or any Club official.</p> <p>(ii) N/R — means 'Not Recorded' or 'Not Recorded Fully'</p> <p>(iii) The Top 20 All-Time Tables exclude:</p> <ul style="list-style-type: none"> <li>• First Grade One-Day competitions;</li> <li>• Open Age competition;</li> <li>• Under 19 competitions;</li> <li>• Over 40's competitions;</li> <li>• Sunday Legends T20 competitions;</li> <li>• Women's teams;</li> <li>• Zone 2 Valleys/Norths/BNJCA Junior teams.</li> </ul> <p>(iv) Premiership wins are from 1897-98 to present.</p> |  |
| <b>GRADE</b>                                    | <b>NOTES</b>  | <b>RECORD DATES</b>  |
| First – Premiership                             | Previously 'A' Grade<br>One-Day Competitions are NOT included.  | 1897-98 – 1910-11<br>1922-23 – present   |
| First – One Day Competitions                    | No records for 1984-85 & 1990-91 as scorebooks unavailable.<br>1982-83 includes only Rounds one & two.<br>Records for 1996-97 to 1999-00 taken from Annual Reports but as no scorebooks available, partnerships and some individual records unknown. In some cases statistics have been obtained from various Annual Reports. Eg: Centuries, competition wins.  | Since 1982-83  |
| First – T20 Competitions                        |   | Since 2005-06  |
| Second – Premiership                            | Previously 'Reserve' Grade<br>'B' Grade was recorded as Second Grade from 1922-23 to 1933-34 as it was the Club's second highest Grade prior to the introduction of 'Reserve' Grade in 1934-35.   | 1897-98 – 1910-11<br>1922-23 – present   |
| Second – One Day Competition                    |   | Since 2010-11  |
| Second – T20 Competition                        |   | Since 2010-11  |
| Third   | Previously 'B' Grade<br>'C' Grade was recorded as Third Grade from 1922-23 to 1933-34 as it was the Club's third highest Grade prior to the introduction of 'Reserve' Grade in 1934-35.   | Since 1922-23  |
| Fourth  | Previously 'C' Grade<br>Prior to the introduction of 'Reserve' Grade in 1934-35, 'C' Grade was recorded as 'Third' or 'B' Grade, as it was the Club's third highest Grade (until 1934-35).  | Since 1934-35  |
| Fifth   |   | Since 1979-80  |
| Sixth   |   | Since 1992-93<br>Discontinued 1997-98<br>Resumed 2007-08                         |
| Under 18  | Previously 'Intermediate'.<br>Also known as Under 17 from 1986 to 1988.   | Since 1948-49<br>Discontinued 1991-92<br>Resumed 1997-98<br>Discontinued 2007-08 |
| Under 19  | There was no Under 19 competition from 1974-75 to 1980-81 and from 1997-98 to 2003-04.<br>Resumed 2004-05 but discontinued 2010-11.   | Since 1969-70  |
| Open Age  | Replaced the Under 19 competition with its goal to provide 1-Day cricket for lower Grade players. No records in report.   | 1997-98 only   |
| Under 16/17/18<br>Lord's Taverners Competitions | Lord's Taverners Competition<br>Under 16 from 1991-92 to 2006-07, 2012-13 to 2013-14 and 2016-17 to present.<br>Under 17 in 2007-08 to 2009-10 inclusive and 2014-15 to 2015-16.<br>Under 18 in 2010-11 & 2011-12.  | Since 1991-92  |
| Schoolboy                                       | Under 15 Competition  | Since 1957-58<br>Discontinued 1975-76  |
| Sub Districts/Warehouse                         | All Sub Districts and Warehouse Grades have been combined under this heading. There were no Valley Sub District/Warehouse teams from 1979-80 to 1988-89 inclusive.  | Since 1977-78  |
| Over 40's                                       | Limited Overs One Day Competition   | Since 2001-02  |
| Sunday Legends T20 Competition                  | Limited Overs Twenty 20 Competition   | Since 2011-12  |
| Women's   | There were no Valley women's teams from 1989/90 to 1992-93 inclusive, & from 2003-04 to 2013-14.  | Since 1979-80  |
| Juniors (Zone 2)                                | Valley/Norths Zone.   | 1972-73, 1975-76 to<br>1985-86   |
| BNJCA   | Please refer to the Junior Teams Section of this report.<br>Brisbane North Junior Cricket Association (BNJCA)   | Since 1993-94<br>Since 1997-98   |

# REPRESENTATIVES IN INTERNATIONAL & INTERSTATE MATCHES

## AUSTRALIAN PLAYERS (10)

| Era whilst at VDCC | Player                                       |
|--------------------|--|
| 1911-12            | JW McLaren                                   |
| 1928-29            | OE Nothling                                  |
| 1929-30            | A Hurwood                                    |
| 1930-31            | A Hurwood                                    |
| 1946-47            | D Tallon                                     |
| 1980-81            | AR Border                                    |
| 1981-82            | AR Border                                    |
| 1982-83            | AR Border; KC Wessels                        |
| 1983-84            | AR Border; KC Wessels                        |
| 1984-85            | AR Border (Captain); KC Wessels; GM Ritchie  |
| 1985-86            | AR Border (Captain); KC Wessels; GM Ritchie  |
| 1986-87            | AR Border (Captain); GM Ritchie              |
| 1987-88            | AR Border (Captain)                          |
| 1988-89            | AR Border (Captain)                          |
| 1989-90            | AR Border (Captain)                          |
| 1990-91            | AR Border (Captain)                          |
| 1991-92            | AR Border (Captain)                          |
| 1992-93            | AR Border (Captain); ML Hayden               |
| 1993-94            | AR Border (Captain); ML Hayden               |
| 1994-95            | SG Law (One-Day Team)                        |
| 1995-96            | SG Law                                       |
| 1996-97            | ML Hayden; SG Law (One-Day Team)             |
| 1997-98            | ML Hayden (One-Day Team)                     |
| 1999-00            | ML Hayden (Test & One Day Team)              |
| 2000-01            | ML Hayden (Test & One Day Team)              |
| 2001-02            | ML Hayden (Test & One Day Team)              |
| 2002-03            | ML Hayden (Test & One Day Team)              |
| 2003-04            | ML Hayden (Test & One Day Team)              |
| 2004-05            | ML Hayden (Test & One Day Team)              |
| 2005-06            | ML Hayden (Test & Twenty20 Team)             |
| 2006-07            | ML Hayden (Test, One Day & Twenty20 Team)    |
| 2007-08            | ML Hayden (Test, One Day & Twenty20 Team)    |
| 2008-09            | ML Hayden (Test)                             |
| 2012-13            | UT Khawaja (One Day Team)                    |
| 2013-14            | UT Khawaja (Test, One Day and Twenty20 Team) |
| 2015-16            | UT Khawaja (Test, One Day and Twenty20 Team) |
| 2016-17            | UT Khawaja (Test, One Day and Twenty20 Team) |
| 2017-18            | UT Kwawaja (Test)                            |
| 2018-19            | UT Khawaja (Test, One Day and Twenty20 Team) |

## QUEENSLAND PLAYERS (68)

| Player                 | Era (whilst at Valley)         | Baggy Cap Number |        |       |
|------------------------|--------------------------------|------------------|--------|-------|
|                        |                                | Valley Blue      | Maroon | Green |
| SP (Samuel) Jones      | 1899/00                        | 28               | 31     |       |
| CF (Charles) Morgan    | 1899/00 – 05/06                | 9                | 48     |       |
| R (Robert) Macdonald   | 1899/00, 02/03 – 03/04         | 8                | 16     |       |
| CY (Charles) Adamson   | 1899/00                        | 29               | 49     |       |
| HW (Henry) Chapman     | 1901/02                        | 43               | 28     |       |
| AA (Albert) Atkins     | 1902/03 – 05/06                | 55               | 27     |       |
| RD (Richard) Pyke      | 1904/05                        | 63               | 59     |       |
| T (Thomas) Byrne       | 1901/02 - 05/06                | 42               | 33     |       |
| CW (Charles) Patrick   | 1905/06                        | 60               | 52     |       |
| MF (Michael) McCaffrey | 1908/09                        | 100              | 68     |       |
| JW (John) McLaren      | 1906/07 – 14/15                | 76               | 75     | 100   |
| SJ (Sidney) Redgrave   | 1908/09                        | 99               | 76     |       |
| SJ (Sydney) Fennelly   | 1909/10 - 1910/11, 1920/21     | 115              | 81     |       |
| AE (Albert) Sims       | 1910/11                        | 111              | 89     |       |
| LPD (Leo) O'Connor     | 1912/13 – 13/14, 20/21 – 29/30 | 156              | 98     |       |
| SW (Sydney) Ayres      | 1913/14 – 14/15, 19/20 – 24/25 | 133              | 100    |       |
| RJ (Robert) Willcocks  | 1913/14                        | 127              | 101    |       |
| LE (Lionel) Oxenham    | 1919/20                        | 162              | 111    |       |
| WM (William) Kay       | 1920/21                        | 173              | 112    |       |
| CBP (Clem) McFarlane   | 1924/25, 30/31                 | 180              | 128    |       |
| CW (Charles) Sim       | 1925/26                        | 175              | 136    |       |
| EH (Ernest) Hutcheon   | 1925/26                        | 199              | 117    |       |

| Player                | Era (whilst at Valley)         | Valley Blue | Maroon | Green |
|-----------------------|--------------------------------|-------------|--------|-------|
| ADA (Alexander) Mayes | 1925/26 – 26/27                | 202         | 139    |       |
| A (Alexander) Hurwood | 1925/26, 27/28, 29/30 – 31/32  | 176         | 137    | 135   |
| OE (Otto) Nothling    | 1927/28 – 28/29                | 225         | 143    | 127   |
| RM (Roy) Levy         | 1928/29 – 29/30, 32/33 – 35/36 | 226         | 148    |       |
| VHV (Victor) Goodwin  | 1929/30 – 30/31                | 227         | 150    |       |
| KLM (Kenneth) Mossop  | 1925/26 – 32/33                | 208         | 155    |       |
| W (William) Duncan    | 1930/31                        | 240         | 163    |       |
| JEHP (James) Hogg     | 1931/32                        | 235         | 168    |       |
| BRD (Brian) O'Connor  | 1934/35 – 35/36                | 231         | 182    |       |
| WC (Charlie) Andrews  | 1936/37                        | 272         | 170    |       |
| BL (Berrowes) Webb    | 1937/38                        | 274         | 202    |       |
| D (Don) Tallon        | 1946/47                        | 358         | 179    | 169   |
| FE (Francis) Nolan    | 1948/49 – 49/50                | 366         | 237    |       |
| JT (James) Harten     | 1948/49 – 49/50                | 311         | 243    |       |
| CE (Mick) Harvey      | 1949/50                        | 376         | 245    |       |
| RP (Peter) Easton     | 1959/60                        | 391         | 280    |       |
| GM (Greg) Egan        | 1963/64 – 64/65                | 431         | 296    |       |
| J (John) Brown        | 1965/66                        | 458         | 299    |       |
| GT (Geoffrey) Gray    | 1968/69                        | 456         | 313    |       |
| KE (Keith) Dudgeon    | 1969/70 – 74/75                | 483         | 309    |       |
| FM (Malcolm) Francke  | 1971/72 – 79/80                | 485         | 326    |       |
| PA (Peter) Ryan       | 1971/72                        | 497         | 327    |       |
| WJ (Warwick) Neville  | 1971/72                        | 498         | 324    |       |
| CJ (Colin) Cooke      | 1976/77                        | 495         | 344    |       |
| GJ (Gary) Madders     | 1979/80                        | 503         | 355    |       |
| AR (Allan) Border     | 1980/81 – 95/96                | 544         | 361    | 299   |
| KC (Kepler) Wessels   | 1980/81 – 85/86                | 545         | 357    | 317   |
| AB (Brett) Henschell  | 1981/82 – 90/91                | 538         | 367    |       |
| AN (Anthony) Brown    | 1983/84, 85/86                 | 533         | 378    |       |
| GM (Greg) Ritchie     | 1984/85 – 86/87                | 563         | 362    | 315   |
| PW (Peter) Anderson   | 1986/87 – 87/88                | 559         | 384    |       |
| PJ (Paul) Carew       | 1986/87 – 87/88, 89/90         | 568         | 387    |       |
| SG (Stuart) Law       | 1987/88 – 90/91, 92/93 – 96/97 | 567         | 392    | 365   |
| JM (Jeffrey) Walker   | 1988/89                        | 569         | 395    |       |
| PJ (Peter) Drinnen    | 1989/90                        | 588         | 394    |       |
| GI (Geoffrey) Foley   | 1989/90                        | 566         | 397    |       |
| ML (Matthew) Hayden   | 1990/91 – 2008/09              | 591         | 408    | 359   |
| JH (Joe) Dawes        | 1997/98 – 2005/06              | 628         | 429    |       |
| LA (Lee) Carseldine   | 1998/99 – 2003/04, 2007/08     | 620         | 432    |       |
| NJ (Nick) Kruger      | 2002/03, 2007/08, 2009/10      | 636         | 446    |       |
| MC (Murray) Bragg     | 2007/08                        | 655         | 461    |       |
| LW (Luke) Feldman     | 2009/10 – 18/19                | 679         | 470    |       |
| UT (Usman) Kwawaja    | 2012/13 -                      | 698         | 484    | 419   |
| JD (Jack) Wildermuth  | 2014/15 -                      | 690         | 497    |       |
| MT (Mark) Steketee    | 2015/16 -                      | 711         | 496    |       |
| LD (Lachlan) Pfeffer  | 2017/18 -                      | 714         | 506    |       |
| AJ (Andrew) Gode      | 2018/19                        | 667         |        |       |

### AUSTRALIAN WOMEN PLAYERS (1)

| Era whilst at VDCC | Player                 |
|--------------------|------------------------|
| 1993/94            | SL (Sharyn) Bow (Test) |

### QUEENSLAND WOMEN PLAYERS (11)

| Player                 | Era (whilst at Valley)         | Baggy Cap Number |          |       |
|------------------------|--------------------------------|------------------|----------|-------|
|                        |                                | Valley Blue      | Maroon * | Green |
| SL (Sharyn) Bow        | 1993/94 – 95/96                | 084              |          | 385   |
| KL (Kellie) Rich       | 1995/96 – 96/97                | 103              |          |       |
| VL (Vanessa) Pickering | 1993/94 – 01/02                | 100              |          |       |
| LA (Linda) Scott       | 1993/94 – 94/95                | 104              |          |       |
| MM (Maryanne) Brandon  | 1995/96 – 96/97, 99/00 – 01/02 | 086              |          |       |
| K (Kym) Fazackerly     | 1996/97                        | 133              |          |       |
| TE (Tricia) Brown      | 1998/99 – 2002/03              | 148              |          |       |
| CG (Cindy) Kross       | 1998/99 – 2002/03              | 150              |          |       |
| R (Reanna) Browne      | 2002/03                        | 163              |          |       |
| K (Kara) Sutherland    | 2017/18                        | 219              |          |       |
| CR (Charli) Knott      | 2018/19                        | 199              |          |       |

\* Queensland Women's Cap numbers unavailable at this time.

## VDCC PREMIERSHIPS & CHAMPIONSHIPS (109)

|   |    |                               |                              |                    |                    |                    |                               |
|---|----|-------------------------------|------------------------------|--------------------|--------------------|--------------------|-------------------------------|
| <b>FIRST GRADE</b>                        | 11 | 1901-02<br>1974-75            | 1914-15<br>1984-85           | 1918-19<br>1994-95 | 1919-20<br>1996-97 | 1928-29<br>2013-14 | 1930-31                       |
| <b>FIRST GRADE ONE DAY Limited Overs</b>  | 9  | 1972-73<br>2000-01            | 1973-74<br>2018-19           | 1983-84            | 1986-87            | 1992-93            | 1995-96<br>1996-97            |
| <b>FIRST GRADE T20 Limited Overs</b>      | 2  | 2012-13                       | 2013-14                      |                    |                    |                    |                               |
| <b>SECOND GRADE</b>                       | 12 | 1898-99<br>1949-50            | 1901-02<br>1956-57           | 1904-05<br>1961-62 | 1919-20<br>1973-74 | 1920-21<br>1978-79 | 1937-38<br>2003-04            |
| <b>SECOND GRADE ONE DAY Limited Overs</b> | 1  | 2016-17                       |                              |                    |                    |                    |                               |
| <b>THIRD GRADE</b>                        | 9  | 1953-54<br>2005-06            | 1975-76<br>2007-08           | 1978-79            | 1980-81            | 1981-82            | 2001-02<br>2003-04            |
| <b>FOURTH GRADE</b>                       | 15 | 1934-35<br>2001-02<br>2017-18 | 1978-79<br>2003-04           | 1982-83<br>2004-05 | 1990-91<br>2005-06 | 1991-92<br>2006-07 | 1998-99<br>2014-15<br>2015-16 |
| <b>FIFTH GRADE</b>                        | 11 | 1979-80<br>2009-10            | 1988-89<br>2014-15           | 1990-91<br>2016-17 | 1991-92<br>2017-18 | 1993-94            | 1995-96<br>2003-04            |
| <b>SIXTH GRADE</b>                        | 7  | 1992-93                       | 2012-13                      | 2013-14            | 2014-15            | 2015-16            | 2017-18<br>2018-19            |
| <b>SUB DISTRICTS</b>                      | 8  | 1997-98 (C1)<br>2012-13 (C3)  | 2001-02 (B2)<br>2013-14 (C2) | 2003-04 (B1)       | 2012-13 (C1)       | 2016-17 (B3)       | 2017-18 (C1)                  |
| <b>UNDER 18 GRADE</b>                     | 5  | 1955-56                       | 1973-74                      | 1981-82            | 1991-92            | 1999-00            |                               |
| <b>UNDER 19 GRADE Limited Overs</b>       | 5  | 1971-72                       | 1981-82                      | 1985-86            | 1988-89            | 1991-92            |                               |
| <b>SUNDAY LEGENDS T20 Limited Overs</b>   | 4  | 2012-13                       | 2014-15                      | 2017-18            | 2018-19            |                    |                               |
| <b>OPEN AGE GRADE Limited Overs</b>       | 1  | 1997-98                       |                              |                    |                    |                    |                               |
| <b>U16/17 LORD'S TAVERNERS</b>            | 2  | 1995-96                       | 2000-01                      |                    |                    |                    |                               |
| <b>"SCHOOLBOY" GRADE</b>                  | 2  | 1958-59                       | 1961-62                      |                    |                    |                    |                               |
| <b>WOMEN'S 1ST GRADE</b>                  | 3  | 1994-95                       | 1995-96                      | 1996-97            |                    |                    |                               |
| <b>WOMEN'S 2ND GRADE</b>                  | 2  | 1983-84                       | 1985-86                      |                    |                    |                    |                               |

## VDCC CLUB CHAMPIONSHIPS (11)

| <b>Year</b> | <b>First Grade Captain</b>    | <b>Club Coaches</b>                                    |
|-------------|-------------------------------|--|
| 1974-75     | Keith Dudgeon                 | Geoff Trivett  |
| 1978-79     | Keith Dudgeon                 | Keith Dudgeon  |
| 1982-83     | Gary Madders / Kepler Wessels | Gill Chapman, Tom Viewers                              |
| 1988-89     | Brett Henschell               | Grant Law  |
| 1990-91     | Brett Henschell               | Jim Taylor   |
| 1991-92     | Geoff Foley                   | Jim Taylor   |
| 1992-93     | Michael Ephraims              | Michael Ephraims (1sts Squad), Jim Taylor (Club)       |
| 1996-97     | Michael Ephraims              | Peter Drinnen (1sts Squad), Clinton Kempnich (Club)    |
| 2000-01     | Lee Carseldine                | Michael Ephraims (1sts Squad), Clinton Kempnich (Club) |
| 2001-02     | Lee Carseldine                | Michael Ephraims (1sts Squad), Clinton Kempnich (Club) |
| 2002-03     | Joe Dawes                     | Michael Ephraims (1sts Squad), Clinton Kempnich (Club) |

## PREMIERSHIP TEAM PLAYER LISTS

|   |   |
|---|---|
| 2-day Premiership Match Competitions    | Final Teams and players who played 5 games or more. |
| Limited Overs Championship Competitions | Final Teams and players who played multiple games.  |

### FIRST GRADE PREMIERHIPS

|                |   |
|----------------|---|
| <b>1901-02</b> | CF (Charlie) Morgan (C), WA (William) Blackstock, T (Thomas) Byrne, HW (Henry) Chapman, JT (John) Corrigan, AE (Alfred) Down, PEJ (Patrick) Fagan, RC (Robert) Hancock, WF (William) Kenny, R (Robbie) Macdonald, V (Valentine) Macdonald, PJ (Patrick) Maher, PC (Percy) Sapsford, JP (John) Smith.  |
| <b>1914-15</b> | JW (John) McLaren (C), SW (Syd) Ayres, L (Leslie) Blundell, AN (Albert) Bolton, D (Douglas) Davenport, OA (Oscar) Davenport, G (George) Down Jnr, VRH (Victor) Down, SC (Samuel) Eggleston, WA (William) Fraser, RS (Ronald) Irvine, F (Frederick) Noyes, R Parker, RW (Robert) Rice, FA (Frederick) Short, H Walker.   |
| <b>1918-19</b> | JW (John) McLaren (C), SW (Syd) Ayres, BB (Bruce) Barrack, HT (Herbert) Beasley, L (Leslie) Blundell, AN (Albert) Bolton, VR (Vivian) Gray, RS (Ronald) Irvine, EG (Ernest) Langford, GE (George) Lax, CL (Len) Mossop, LPD (Leo) O'Connor, LE (Lionel) Oxenham, R (Robert) Wiltshire.  |
| <b>1919-20</b> | JW (John) McLaren (C), SW (Syd) Ayres, AN (Albert) Bolton, H (Henry) Fewin, ? Fitzgerald, LPD (Leo) O'Connor, LE (Lionel) Oxenham, R Parker, FA (Frederick) Short, DF (Duncan) Thompson.  |
| <b>1928-29</b> | LPD (Leo) O'Connor (C), BB (Bruce) Barrack, JS (James) Bogle, JT (James) Broadfoot, AP (Alan) Chittleborough, VHV (Victor) Goodwin, DC (Douglas) Green, A (Alex) Hurwood, RM (Roy) Levy, CBP (Clement) McFarlane, OE (Otto) Nothling, AL (Albert) Peck, FA (Frederick) Short, GM (George) Ward. Scorer: JG (John) Bell. (KLM Mossop played for QCA Colts this season)                                 |
| <b>1930-31</b> | LPD (Leo) O'Connor (C), HW (Harrie) Alderton, BB (Bruce) Barrack, JT (James) Broadfoot, WS (Stanley) Coltman, W (William) Duncan, VHV (Victor) Goodwin, JEHP (James) Hogg, A (Alex) Hurwood, RM (Roy) Levy, CBP (Clement) McFarlane, AB (Alan) Mossop, BRD (Brian) O'Connor, C (Clarence) Robinson. (KLM Mossop played for QCA Colts this season)   |
| <b>1974-75</b> | Keith Dudgeon (C), Lindsay Bell, John Bourke, Col Cooke, Peter Easton, Geoff Gray, Terry Khan, John Maley, Peter Muspratt, Peter Nicholson, Geoff Trivett, Ross Wallace, Keith Ziebell.<br>(State player Malcolm Francke played 5 games but was unavailable for the Final) Coach: Geoff Trivett, Scorer: Bert McKinley.   |
| <b>1984-85</b> | Terry Khan (C), Peter Anderson, Tony N. Brown, Hilton Chilcott, Geoff Foley, Errol Harris, Brett Henschell, Stuart Law, Paul Lewis, Peter McPhee, Garry Moore, John Nothdurft, Barry Quinn, Greg Ritchie, John Welsh.<br>(Rep. players Allan Border and Kepler Wessels played 1 and 2 games respectively and were unavailable for the Final)<br>Coach: Terry Khan, Scorer: Denis Connell.             |
| <b>1994-95</b> | Brett Henschell (C), Richard Anderson, Allan Border, Lee Carseldine, Michael Ephraims, Michael Jeh, Kane Kersnovske, Chris Lanagan, Heath Pedrola, Dean Reeves, Brendan Shinnick, Jamie Timmins, Paul Whybird.<br>(Rep. players Matthew Hayden and Stuart Law played 5 and 6 games respectively but were unavailable for the Final)<br>Coach: Geoff Trivett, Manager: Ian Reeves, Scorer: Susan Hunt. |
| <b>1996-97</b> | Michael Ephraims (C), Andrew Bailey, Lee Carseldine, Joe Dawes, Ian Hansen, Brett Henschell, Trevor Irvine, Kane Kersnovske, Chris Lanagan, Heath Pedrola, Brendan Shinnick, Darin Turner.<br>(Rep. players Matthew Hayden and Stuart Law played 4 matches but were unavailable for the Final)<br>Coach: Peter Drinnen, Manager: Jim Shinnick, Scorer: Susan Hunt.                                    |
| <b>2013-14</b> | Andrew Gode (C), Josh Dascombe, Luke Feldman, Shane Kabel, Usman Khawaja, Adam Lockhart-Krause, Matthew Petrie, Lachlan Pfeffer, Ben Schuhmacher, James Spargo, Jack Wildermuth. Also played multiple games: Jacques Badenhorst, Kyle Scrimgeour, Sam Tomlinson<br>Coach: Ben Schuhmacher, Manager: Jim Shinnick, Scorer: Pat Culpan.   |

### FIRST GRADE ONE DAY LIMITED OVERS CHAMPIONSHIPS

|                |   |
|----------------|---|
| <b>1972-73</b> | Channel 0 Cup Final Team: Keith Dudgeon (C), Richie Benaud, Col Cooke, Alan Davidson, Peter Easton, Malcolm Francke, Geoff Gray, Noel King, Gary Madders, Warwick Neville, Geoff Waters.  |
| <b>1973-74</b> | Channel 0 Cup Final Team: Peter Muspratt (C), Richie Benaud, Col Cooke, Alan Davidson, Keith Dudgeon, Malcolm Francke, Geoff Gray, Terry Khan, Gary Madders, Geoff Trivett, Geoff Waters.   |
| <b>1983-84</b> | Team Not Available.   |
| <b>1986-87</b> | Gabba Sporting Products Final Team: Terry Khan (C), Gavin Brown, Paul Carew, David Cottee, Michael Ephraims, Geoff Foley, Peter McPhee, Garry Moore, Barry Quinn, Ross Perrett (12 <sup>th</sup> man), Jeff Walker, Bruce Ward.<br>Also played multiple games: Peter Anderson, Brett Henschell. Scorer: Denis Connell.  |
| <b>1992-93</b> | Team Not Available.   |
| <b>1995-96</b> | Metway Cup Final Team: Brett Henschell (C), Allan Border, Lee Carseldine, Michael Ephraims, Mark Glenn, Ian Hansen, Matthew Hayden, Kane Kersnovske, Chris Lanagan, Stuart Law, Brendan Shinnick. Also played multiple games: Richard Anderson (4), Heath Pedrola (6), Paul Whybird (4). One Day Competitions: Metway Cup - 6 games, Coca Cola Cup - 2 games.<br>Coach: Geoff Trivett, Manager: Ian Reeves, Scorer: Susan Hunt.                                 |
| <b>1996-97</b> | Coca Cola Cup Final Team: Michael Ephraims (C), Andrew Bailey, Lee Carseldine, Joe Dawes, Ian Hansen, Trevor Irvine, Kane Kersnovske, Chris Lanagan, Heath Pedrola, Brendan Shinnick, Darin Turner.<br>Also played multiple games: Richard Anderson (2), Matthew Hayden (5), Brett Henschell (3), Paul Whybird (4).<br>One Day Competitions: Metway Cup - 5 games, Coca Cola Cup - 4 games.<br>Coach: Peter Drinnen, Manager: Jim Shinnick, Scorer: Susan Hunt. |
| <b>2000-01</b> | K & R Plumbing One Day Competition Final Team: Lee Carseldine (C), Mitchell Chapman, Richard Clinton, Joe Dawes, John Dellit, Matthew Hayden, Trevor Irvine, Michael Jeh, Chris Lanagan, Brendan Shinnick, Darin Turner, Troy Webster.<br>Also played multiple games: Gavin Brown (3), Lee Dalton (6), Nick Kruger (5), Dean Reeves (3). There were a total of 8 games played.<br>Coach: Michael Ephraims, Manager: Jim Shinnick, Scorer: Pat Culpan.           |
| <b>2018-19</b> | Kookaburra One Day Competition Final Team: Andrew Gode (C), Jack Beath, Luke Corlis, Josh Dascombe, Chris Knight, Andrew Lockhart-Krause, Owen Lynch, Dylan Mullen, Josh Neill, Lachlan Pfeffer, Nick Stevens.<br>Also played multiple games: Matthew Shallcross (2), Luke Feldman (3), Mark Steketee (2). There were a total of 5 games played, plus the Semi-Final washed out. Coach: Peter Drinnen, Manager: Jim Shinnick, Scorer: Pat Culpan.               |

## FIRST GRADE TWENTY 20 LIMITED OVERS CHAMPIONSHIPS

|                |  |
|----------------|--|
| <b>2012-13</b> | Tom Viewers Cup T20 Final Team: Andrew Gode (C), Lee Carseldine, Leigh Drennan, Luke Feldman, Jack Leach, Usman Khawaja, Adam Lockhart-Krause, Brent Morgan, Matthew Petrie, James Spargo, Jack Wildermuth.<br>Also played multiple games: Shane Kabel (5), Paul West (3) Coach: Heath Pedrola, Manager: Jim Shinnick, Scorer: Pat Culpan. |
| <b>2013-14</b> | Tom Viewers Cup T20 Final Team: Andrew Gode (C), Lee Carseldine, Josh Dascombe, Luke Feldman, Shane Kabel, Adam Lockhart-Krause, Matthew Petrie, Lachlan Pfeffer, James Spargo, Michael Spargo, Jack Wildermuth.<br>Coach: Ben Schuhmacher, Manager: Jim Shinnick, Scorer: Pat Culpan.   |

## SECOND GRADE PREMIERSHIPS

|                |  |
|----------------|--|
| <b>1898-99</b> | A Brown, WH (William) Carvosso, LJ (Lachlan) Caskie, WG (Walter) Down, W (William) Exton, JA (Joseph) Flatman, DMT (Derwent) Forster, AH Hatton, H (Hugh) Jones, W (William) McAllister, JP (John) McMurray, IT (Isaac) Newell, A (Alexander) Smith. |
| <b>1901-02</b> | HG (Harry) Beardmore, L Clarke, WG (Walter) Down, WJ (William) Down, G (George) Elms, PEJ (Patrick) Fagen, RC (Robert) Hancock, WB (Wellesley) Hill, S Johns, H (Hugh) Jones, M Martin, J (John) Newell, AJ (Albert) Whyte.                          |
| <b>1904-05</b> | D Andrews, JT (John) Corrigan, JP (John) Crowe, W (William) Exton, A (Arthur) Hendy, WB (Wellesley) Hill, EG (Eric) Manson, CL (Len) Mossop, TG (Gordon) Ross, A (Alexander) Smith, ETL (Edward) Stanton.  |
| <b>1919-20</b> | Team Not Available.  |
| <b>1920-21</b> | Team Not Available.  |
| <b>1937-38</b> | Bert Yeates (C), Ted Clegg, Jim Ferguson, Vince Hodge, J Hodgson, Ern Oliver, Harry Mossop, Laurie Mossop, Dave Picking, James Podgornoff, Jack Smith, W Walker.   |
| <b>1949-50</b> | Col Hoy (C), Frank Carmody, Pat Collins, Col Cuthbertson, Crawford Duncan, Bert Haskings, Les Laracy, Bill Nolan, John Pike, Roy Richards, Bert Salisbury, Doug Thorne, Theo Sherwood.   |
| <b>1956-57</b> | Norm McMahon (C), Ian Campbell, Jim Collings, Des Connor, Percy Cramb, Alan Foote, Don Graham, Alan Haupt, Tom Nash, Peter Nilon, Bill Nolan, Frank Vidler, Dave Waddell.  |
| <b>1961-62</b> | John Troy (C), John Beard, Jim Collings, Ross Ferguson, Bill Greinke, Alan Haupt, Noel King, Kev Logan, John Taylor, Jim Punchard, Frank Vidler, Dave Waddell.   |
| <b>1973-74</b> | Gill Chapman (C), Trevor Baines, Lindsay Bell, Peter Easton, John Gamble, Bob Hunter, Noel King, Ray Kohn, Chris Lane, Kev Logan, David McKellar, Garry Moore, John Petrie, Terry Simms.   |
| <b>1978-79</b> | Lindsay Bell (C), Merv Brauer, Tony N. Brown, Peter Dempsey, Greg Egan, Geoff Harvey, Bruce Jennings, Gerard Keating, Brendan Marrinan, Noel McAuliffe, Garry Moore, Damien O'Rourke, Chris Pailthorpe, Greg Power, Jim Vanderham, Maurice Wise.     |
| <b>2003-04</b> | Richard Anderson (C), Gavin Brown, Tony J. Brown, Tony Dudgeon, Ben Evans, Andrew Forbes, Kiel Harvey, Michael Jeh, Michael Kling, Scott Martin, Tom Mitchell, Chris Raimondi. Scorer: Noel Bolton   |

## SECOND GRADE ONE DAY LIMITED OVERS CHAMPIONSHIPS

|                |   |
|----------------|---|
| <b>2016-17</b> | Adam Lockhart-Krause (C), Camron Farrell, Owen Lynch, Jonathan Knight, Dylan McLachlan, Brock McLachlan, Slater Asnicar, Tom Cramb, Teague Moloney, Jacques Badenhorst, Craig McElligott, Laurence Bristow. |
|----------------|---|

## THIRD GRADE PREMIERSHIPS

|                |   |
|----------------|---|
| <b>1953-54</b> | Roy Richards (C), Jim Barram, Des Connor, Ray Cooper, Percy Cramb, Ron Dean, Don Grimwade, Keith Jones, Len Jones, Don Lakeland, Ian Noon, Neil Scott, Don Sharpe, CH Whittred.   |
| <b>1975-76</b> | Col Leggat (C), Graham Baldwin, Chris Barnard, Ivan Board, Paul Bolton, Peter Halpin, Jim Harten (Junior), Don Langdon, Bill Markwell, John Meldrum, Kaval Sajdeh, Dal Skirving, Geoff Waters.  |
| <b>1978-79</b> | Gill Chapman (C), Trevor Baines, Peter Carpenter, Peter Dempsey, Don Langdon, Steve Lawler, Geoff Manthorpe, Tony Marrinan, Chris Pailthorpe, Frank Poulton, Barry Quinn, Dal Skirving, Jim Vanderham, Geoff Waters.                      |
| <b>1980-81</b> | Gill Chapman & Doug Johnson (shared Captaincy), Mark Behrendorf, Peter Chatman, Bruce Clark, Greg Egan, Bob Gamble, Tony Gill, Steve Janes, Richard Johnston, Steve Lawler, Peter McPhee, Greg Power, Bill Souter, Daryl Toye, Mike Weir. |
| <b>1981-82</b> | Gill Chapman (C), Ross Adams, Jeremy Claessen, Ken Edwards, Bruce Jennings, Richard Johnston, Steve Lawler, Scott Meredith, Damian O'Rourke, Steve Perkins, Greg Power, Daryl Toye, Mike Weir.  |
| <b>2001-02</b> | David Khan (C), Tim Bant, Wes Bramley, Tony J. Brown, Ben Evans, Chris Hutton, Nigel Hutton, Andrew Imrie, David Marriott, Tom Mitchell, Luke Nikolovski, Trent Scott, Justin Street, Paul Towner. Scorer: Ross Towner.                   |
| <b>2003-04</b> | David Khan (C), Tim Bant, Chris Fitzgerald, Malcolm Francke, Andrew Greig, Chris Hutton, Nigel Hutton, Andrew Imrie, Daryl Keast, Scott Martin, Grant Mitchell, Cameron Proudlove, Justin Street, Scott Wood.                             |
| <b>2005-06</b> | Gavin Brown (C), Richard Anderson, Joe Dawes, Jacob Hughes, Chris Hutton, Michael Jeh, Shane Kabel, David Khan, Adam Lockhart-Krause, Cameron Proudlove, Ross Shaw.   |
| <b>2007-08</b> | Gavin Brown (C), Richard Anderson, Jacques Badenhorst, Michael Christensen, Stephen Grummitt, Chris Hutton, Michael Jeh, Mark Jones, Darryl Keast, Grant Mitchell, Brent Morgan, Brendan Prossliner, Elliot Ryan, Sean Weeraratna.        |

### FOURTH GRADE PREMIERSHIPS

|         |   |
|---------|---|
| 1934-35 | FA (Frederick) Short (C), T Adams, WR (Walter) Barry, JL (Jack) Bretherton, EW (Eric) Baxter, D Foster, GA (George) Gooma, MH (Harry) Mossop, RA (Roy) Potter, CC (Clarrie) Robinson, B (Bruce) Thomas, A (Alan) Weller.  |
| 1978-79 | Ivan Board (C), George Blazak, Merv Brauer, Adrian Coolwell, Roland Cowles, Peter Fryer, Peter Halpin, Ken Hegerty, Steve Janes, Clinton Kempnich, Peter Massie, M Robb, Dal Skirving, Daryl Toye, Mark Warmington, Ron Wright.   |
| 1982-83 | Daryl Toye (C, No. 1 team), Gavin Brown, Rob Crawford, Darryl Cross, Bob Greenaway, Peter Halpin, Randy Kay, Andrew Knox, Paul Lewis, Steve Machin, Kel Rogers, Dal Skirving, Tony Simcox, Jon Stoddart, Ashley Tacey, Grant Tanner.  |
| 1990-91 | Clinton Kempnich (C), Paul Amos, Gill Chapman, Les Dawes, Tony Dudgeon, Lindsay Hutley, Steve Lawler, Mark Mills, Col Murphy, Ross Perrett, Peter Sherman, Jon Stoddart, Shane Toon, Ken Williams.  |
| 1991-92 | Clinton Kempnich (C), Lee Carseldine, Gill Chapman, Roland Cowles, Les Dawes, Matthew Hill, Lindsay Hutley, Paul Lewis, Gary Martin, Ross Perrett, Rohan Rainbow, Adrian Raven, Jon Stoddart, Shane Toon.   |
| 1998-99 | Jon Stoddart (C, No. 1 team), Geoff Acton (V/C), Rob Boiston, Phil Crouch, Sean Hunter, Theon Kimball, Matthew Law, Grant Mitchell, Aaron Moore, Luke Nikolovski, Martin Silec, Shane Toon, Jason Watts, Craig Weatherley. Scorer: Noel Bolton.                             |
| 2000-01 | Jon Stoddart (C, No. 1 team), Geoff Acton (V/C), Rob Boiston, Brent Crooks, Phil Crouch, Bruce Dewar, Doug Fitzgerald, Sean Hunter, Jay Jeha, Matthew Law, Bernie Sheehan, Matthew Tucker, Craig Weatherley. Scorer: Noel Bolton.   |
| 2001-02 | Clinton Kempnich (C, No. 1 team), Stewart Barlow, Niven Bawden, Brendon Boyd, Michael Dudgeon (V/C), Doug Fitzgerald, Matthew Francis, Michael Johnson, Nathan Lloyd, David Marriott, Scott Martin, Clint Matthews, Dean Reeves, Trent Scott, Michael Shinnick, Alex Short. |
| 2003-04 | Clinton Kempnich (C, No. 1 team), Corey Baker, Brendon Boyd, Michael Dudgeon (V/C), Malcolm Francke, Luke Holmes, Jacob Hughes, Troy Green, Daryl Keast, Clint Matthews, Luke Nikolovski, Dean Reeves, Michael Shinnick, Scott Wood.  |
| 2004-05 | Michael Dudgeon (C, No. 1 team), Brendon Boyd, Malcolm Francke, Justin Garrett, Stephen Grummitt, Bennett Hodges, Clinton Kempnich, Rod Lennon, Brett Neill, Luke Nikolovski, Dean Reeves, Michael Shinnick.  |
| 2005-06 | Matthew Tucker (C, No. 1 team), Nick Condon, Mitchell Elmes, Brendan Foote, Adam Gray, Jay Jeha, Tony Johnson, Theon Kimball, Peter King, Matthew Law, Charlie Moncada, Justin Street.  |
| 2006-07 | Michael Dudgeon (C, No.2 team), Martin Blackman, Brendon Boyd, Daniel Burgess, Jason Burke, Bob Donker, Justin Garrett, Mark Jones, Clinton Kempnich, Nathan Millard, Dean Reeves, Phil Saxby, Michael Shinnick.  |
| 2014-15 | Mark Jones (C), Corey Baker, Laurie Bristow, Bob Donker, Nicholas Ephraims, Trent Jones, Alex Lynch, Brock McLachlan, Nick Ryall, Alex Thompson, Lachlan Tindall, Matthew Walter.   |
| 2015-16 | Bob Donker (C), Martin Blackman, Sam Cousar, Nicholas Ephraims, William Kruip, Trent Jones, Lachlan McRae, Liam Petersen, Nick Ryall, Matthew Shallcross, Alex Thompson, Xavier Thornton, Lachlan Tindall, Michael Toolis.  |
| 2017-18 | Bob Donker (C), Reece Andrews, Kaidyn Brown, Harry Collier, Patrick Cotter, Keaghan Cronin, Rory Johnston, Daniel Larke, Kuyen Lewis, Nick McGill, Timothy O'Rourke, Mitchell Pickford, Xavier Thornton, Mitchell Van Homrigh, Harry Wilmington.                            |

### FIFTH GRADE PREMIERSHIPS

|         |   |
|---------|---|
| 1979-80 | 5 <sup>th</sup> (2) Team: Geoff Fitzpatrick (C), Chris Battersby, Doug Campbell, Dave Carter, Roland Cowles, Ross Eagles, Mark Irwin, Richard Johnston, Peter Langley, George Leigh, Steve Machin, Tony Marrinan, Kel Rogers, Tony Simcox, Mark Stegman, Kevin Tuite. |
| 1988-89 | Kevin Tuite (C), Dan Bolton, Bruce Carroll, Wayne Hamburger, Andrew Hamilton, Terry Hicks, Tony Hughes, Andrew James, Randy Kay, Peter Kent, Robert Mills, Jason Shears, Shane Toon, Rod Venn, Paul Whybird.  |
| 1990-91 | Kel Rogers (C), Bruce Carroll, Rob Crawford, Wayne Hamburger, Brett Irwin, Mark Irwin, Andrew James, Peter Kent, Col Murphy, Andrew Puller, Peter Sherman, Adrian Raven, Shane Toon.  |
| 1991-92 | Mark Irwin (C), Scott Adlington, Bruce Carroll, Martin Chulov, Rob Crawford, Wayne Hamburger, Brett Irwin, Peter Kent, Paul Owen, Rohan Rainbow, Adrian Raven, Russell Reinikka, Kel Rogers, Shane Toon, Lindsay Trigar, Jason Voll, Ken Williams.                    |
| 1993-94 | Brett Irwin (C), Brendon Boyd, Bruce Carroll, Adrian Coolwell, Michael Dudgeon, Brook Fairbairn, Damian Hickey, Gary Martin, John McBrien, Tony Micallef, Aaron Raadschelders, Steven Rankine, Michael Shinnick, Jason Voll.  |
| 1995-96 | Damian Hickey (C), Phil Crouch, Les Dawes, Bruce Dewar, Michael Francis, Sean Hunter, Brett Irwin, Tony Micallef, Peter Nicholson, Joe Petrie, Steven Rankine, Michael Richardson, Kel Rogers, Murray Smith, Shane Toon, Jason Voll.                                  |
| 2003-04 | Matthew McFadden (C), Leigh Birrell, Jason Burke, Brad Griggs, Leigh Hillier, Paul Kennedy, Michael Macionis, Derek Meggitt, Nathan Millard, Brett Price, Jared Robinson, Shane Toon, Jason Voll.   |
| 2009-10 | James O'Connor (C), Martin Blackman, Michael Blinkhoff, Sam Byrne, Tom Cramb, Patrick Hanrahan, Steve Hayes, Grant Jennings, Shane Kelly, Matthew McFadden, Tim O'Rourke, Cameron Skinner, Alex Thompson.   |
| 2014-15 | Jim Whyte (C), Harrison Beath, Jake Coolwell, Sam Cousar, Emmanuel Etheridge, Jacob Horswill, William Kruip, Kuyen Lewis, Matthew McFadden, Craig Pereira, Ashwin Raj, Chris Robinson, Kasper Rubin, Cameron Skinner, Danny Tarabay, Oliver West, Donal Whyte.        |
| 2016-17 | Cameron Skinner (C), Brodie Saw, Daniel Larke, Nathan Francis, Ajay Samvedi, Daniel Cook, Patrick Cotter, Kaidyn Brown, Harry Collier, Harry Wilmington, James Wallington, Fergus Rees, William Garske, Hayden Whyte, Adam Ball, James Whyte.                         |
| 2017-18 | Cameron Skinner (C), Lachlan Adams, Martin Blackman, Daniel Cook, Stephen Gill, Anthony Horgan, Matthew Kennedy, Kuyen Lewis, Christian Murphy, Tom Pappalardo, Fergus Rees, Brodie Saw, Christopher Sharpe, James Wallington, Harry Wilmington.                      |

## SIXTH GRADE PREMIERSHIPS

|                |   |
|----------------|---|
| <b>1992-93</b> | Mark Irwin (C), Brendan Boyd, Bruce Carroll, Michael Holmberg, Steve Janes, Clinton Kempnich, Peter Kent, Tony Micallef, Greg Minns, Matthew Ogilvie, Paul Owen, Adrian Raven, Jason Voll.  |
| <b>2012-13</b> | 6 <sup>th</sup> (1) Team: John Thompson (C), Brendan Badenhorst, Michael Blinkhoff, Sam Byrne, Mitchell Elmes, Matthew Friend, Lachlan Mitchell, Haydon Thompson, James Tippelt, Ian Vallely, Sam Wildermuth, Brett Wilson.   |
| <b>2013-14</b> | 6 <sup>th</sup> (1) Team: Clinton Kempnich (C), Adam Ball, Jackson Beath, Martin Blackman, Laurie Bristow, Sam Cousar, Jai Lembryk, Matthew McFadden, Don Mander, Jake Menot, Blyton Pendergast, Michael Shinnick, Lachlan Tindall, Brett Wilson.   |
| <b>2014-15</b> | 6 <sup>th</sup> (2) Team: Jon Malone (C), James Alexander, Jarvis Black, Jadyne Bowe, Gavin Brown, Kaidyn Brown, Ryan Brown, Patrick Chorley, Jake Coolwell, Mitchell Farley, Lachlan Kirk, David Mackie, James O'Connor, Chris Robinson, BP Shannon, Matthew Taylor, Harry Wilmington, Brett Wilson. |
| <b>2015-16</b> | 6 <sup>th</sup> (2) Team: Jon Malone (C), Adam Ball, Jadyne Bowe, Gavin Brown, Kaidyn Brown, Ryan Brown, Ben Fitzgerald, Lachlan Kirk, Samuel Kirk, Matt McFadden, Blake Micallef, James O'Connor, Tom Pappalardo, Chris Robinson, Ben Shannon, Matthew Taylor, Simon Tolhurst, Callum Zipf.          |
| <b>2017-18</b> | 6 <sup>th</sup> (1) Team: Clinton Kempnich (C), Brendan Badenhorst, Martin Blackman, Harrison Beath, Rory Campbell, James Durkin, James Hicks, Sam Hicks, Matthew Kennedy, Matthew McFadden, Conor Rees, Stuart Rees, Michael Shinnick, Stuart Wilkinson.   |
| <b>2018-19</b> | 6 <sup>th</sup> (1) Team: Clinton Kempnich (C), Brendan Badenhorst, Kyle Coleman, Thomas Conway, Matthew Friend, James Durkin, James Hicks, Sam Hicks, Hugh Leeson-Smith, Matthew McFadden, Thomas Magee, Conor Rees, Fergus Rees, Hugo Rees, Michael Shinnick, Palam Singh, Stuart Wilkinson.        |

## SUB DISTRICTS / WAREHOUSE GRADES PREMIERSHIPS

|                |  |
|----------------|--|
| <b>1997-98</b> | <b>C1 Sub Districts Grade:</b> Mark Irwin (C), Kevin Tuite (V/C), Graeme Currie, Shayne French, Wayne Hamburger, Matt Hobson, Peter Kent, Peter Lynch, Ken McKay, Ewan Macpherson, Mark Ryan, Paul Stout, Tony Moore (Scorer).   |
| <b>2001-02</b> | <b>B2 Sub Districts Grade:</b> Mark Irwin (C), Graeme Currie, Bruce Dewar, Steve Farley, Wayne Hamburger, Mark Harvey, Bob Jones, Peter Kent, Peter Lynch, Ken McKay, Dale Moorhouse, Murray Smith, Kevin Tuite.   |
| <b>2003-04</b> | <b>B1 Sub Districts Grade:</b> Mark Irwin (C), Rob Bailey, Graeme Currie, Bruce Dewar, Steve Farley, Wayne Hamburger, Mike Holmberg, Peter Kent, Peter Lynch, Dave Mackie, Ken McKay, Dale Moorhouse, Kevin Tuite.   |
| <b>2012-13</b> | <b>C1 Sub Districts Grade:</b> David Phillips (C), Craig Baldwin, Harrison Beath, Jadyne Bowe, James Boyd, Scott Farraway, Tom Gibson, Mark Horswill, Ross Maslin, Jon Malone, Aaron Randall, Peter Randall, Chris Sheehan, Peter Sherman.   |
| <b>2012-13</b> | <b>C3 Sub Districts Grade:</b> Mark Irwin (C), Jamie Alexander, Les Dawes, Bruce Dewar, James Hine, Ross Irwin, Bob Jones, Peter Lynch, Dave Mackie, Jack O'Brien, Kevin Tuite, Kyle Tuite, Harry Watson.  |
| <b>2013-14</b> | <b>C3 Sub Districts Grade:</b> Mark Irwin (C), Jamie Alexander, Craig Baldwin, James Hine, Anthony Horgan, Stephen Hurn, Ross Irwin, Peter Lynch, David Mackie, Zeke Pendergast, Kyle Tuite.   |
| <b>2016-17</b> | <b>B3 Sub Districts Grade:</b> Mark Irwin (C), Greg Carlson, David Mackie, Anthony Horgan, Kyle Tuite, Leslie Dawes, Patrick Horgan, Peter Lynch, Zeke Pendergast, Andrew Lanning, Thomas Copley, Leigh Warner, James Alexander.   |
| <b>2017-18</b> | <b>C1 Sub Districts Grade:</b> Greg Carlson (C), Thomas Andersen, Rob Bailey, LA Bembrick, Manav Chhabra, Bruce Crawford, James Durkin, Joshua Gittins, Callum Hayes, Thomas Jolly, Finlay King, Ethan Lehmann, Parth Mehta, Allan Meincke, Krishna Nair, Sean Scott-Burrows, Peter Sherman, Jack Warren |

## UNDER 18 GRADE PREMIERSHIPS

|                |   |
|----------------|---|
| <b>1955-56</b> | Nev Barber (C), Don Barber, T. Dawson, Ron Dempster, Roy Hemsley, Peter Kerr, Dennis Loel, Geoff Mackenzie, Greg Petrie, Jim Punchard, B Thompson, Brian Warlow.  |
| <b>1973-74</b> | Noel Bolton (C), Paul Bolton, Peter Chatman, Robert Forster, Jamie Herbert, David Hislop, Steve McEwan, Ross Perrett, Graham Power, Greg Power, Graham Taggart, Mike Weir, Greg Ball (12 <sup>th</sup> man). Coach: Noel Bolton.                            |
| <b>1981-82</b> | Steve Barnard & Alan Hooper (shared Captaincy), David Cottee, Craig Engstrom, Steve Forsyth, Jim Flynn, Mike Holmberg, Brett Irwin, Wayne Iszlaub, Michael Johnson, Cameron Leggat, Paul Lewis, Jim Moore, Mark Moschella, Jon Stoddart. Coach: Col Leggat. |
| <b>1991-92</b> | Dylan Dearing, Kane Kersnovske & Dean Reeves (shared Captaincy), Lee Carseldine, Nathan Davidson, Michael Dudgeon, Scott Edge, Brett Lewis, Wayne McDougall, Peter Nicholson, Scott Read, Matthew Robertson, Danny Russell. Coach: David Walker.            |
| <b>1999-00</b> | Brent Crooks (C), Corey Baker, Nathan Burrigge, Dean Butt, Chris Fitzgerald, Skie Hanifan, Kiel Harvey, David Hooper, Andrew Imrie, Michael Kling, Michael Macionis, Andrew Marriott, Adin Townsley. Coach: David Walker.                                   |

## UNDER 19 GRADE CHAMPIONSHIPS

|                |  |
|----------------|--|
| <b>1971-72</b> | Keith Bedford, Lindsay Bell, John Bourke, Greg Cooper, John Gamble, Peter Halpin, Gary Kruger, R. Mackie, Phil McMurdo, John Meldrum, John Petrie, Russell Squires, Bob Toovey.                                      |
| <b>1981-82</b> | Bruce Clarke (C), Steve Barnard, Errol Harris, Mike Holmberg, Alan Hooper, Andrew Kerr, Peter McPhee, Scott Meredith, Jim Moore, Steve Perkins, Jon Stoddart, Richard Williamson.                                    |
| <b>1985-86</b> | Geoff Foley (C), Paul Carew, Martin Denholm, Paul Graham, Rick Heilbronn, David Khan, Stuart Law, Martin Leggat, Nick Pearce, Gavin Robins, John Waldron, David Walker, Ian Williamson.                              |
| <b>1988-89</b> | Gavin Robins (C), Geoff Acton, Richard Anderson, Paul Davis, Simon Dent, Brent Durham, Nathan Eiby, Scott Hancock, Matthew Hayden, R. McClennan, Mark Norris, Chris Readdy.  |
| <b>1991-92</b> | Dean Rauchle (C), Paul Amos, Lee Carseldine, Damien Cuddihy, Tony Dudgeon, Michael Dudgeon, Scott Edge, Kane Kersnovske, Brett Lewis, Wayne McDougall, Peter Nicholson, Dean Reeves, Brendan Shinnick, Ken Williams. |



### LEGENDS T20 CHAMPIONSHIPS

|                |  |
|----------------|--|
| <b>2012-13</b> | Gavin Brown (C), Murray Bragg, Tony Brown, Adrian Coolwell, David Cottee, Owen Gilchrist, Chris Lanagan, Grant Mitchell, Mark Norris, Heath Pedrola, Darin Turner. Scorer: Pat Culpan                        |
| <b>2014-15</b> | Owen Gilchrist (C), Richard Anderson, Gavin Brown, Tony Brown, David Cottee, Tony Dudgeon, Chris Lanagan, Jason Maddox, Grant Mitchell, Mark Norris, Darin Turner. Scorer: Alison Brown                      |
| <b>2017-18</b> | Chris Lanagan (c), Gavin Brown, Owen Gilchrist, Matt Du Payne, Richard Anderson, David Cottee, Grant Mitchell, Tony Brown, Darin Turner, Brett Neill, Jeff Mays, Stuart Law, Paul Whybird Scorer: Pat Culpan |
| <b>2018-19</b> | Chris Lanagan (c), Gavin Brown, Owen Gilchrist, Matt Du Payne, Richard Anderson, David Cottee, Grant Mitchell, Tony Brown, Darin Turner, Tony Dudgeon, Trent Scott. Scorer: Pat Culpan                       |

### OPEN AGE GRADE – ZONE WINNER

|                |   |
|----------------|---|
| <b>1997-98</b> | Michael Jeh (C) (5), Richard Anderson (2), Tony Brown (6), Bruce Dewar (2), Tony Dudgeon (4), John Dieckman (3), Andrew Forbes (2), Steven Fryer (2), David Khan (2), Matthew Law (6), Trent Scott (6), Ross Shaw (2), Tim Stokes (2), Andrew Watson (5), Craig Weatherley (2). |
|----------------|---|

Note – This competition was run in 1997/98 only, as a replacement of the Under 19 competition with its goal to provide one day cricket for lower Grade players. Valley won 4 of the 6 matches played. The players listed above participated in 2 or more matches.

### UNDER 16/17 LORD’S TAVERNERS GRADE – NORTH ZONE WINNER

|                |  |
|----------------|--|
| <b>1995-96</b> | Matthew Smith (C), Andrew Barlow, Daniel Beer, Matthew Law, Anthony Mathison, Joel Popplewell, Cameron Proudlove, Martin Raadschelders, Jared Robinson, Martin Silec, Michael Vincenzi, Drew Viney. Coach: Roger Fryer.  |
| <b>2000-01</b> | Robert Mackay (C), Mitchell Barnaba, Sam Cooper, Adam Dimarco, Chris Fitzgerald, Brendan Garlick, Andrew Greig, Jacob Hughes, Sean Purvis, Chris Raimondi, Michael Robinson, Ashley Street, Scott Wood, Lachlan Zangari. Coach: David Walker, Assistant Coaches: Ian Reeves & Peter Drinnen. |

### “SCHOOLBOY GRADE”

|                |   |
|----------------|---|
| <b>1958-59</b> | Ron Barber, R Brown, Ronald Clark, Ian Dempster, Alan Green, C Green, Robert Green, Kerry Marr, Peter Morish, K Oliver, Ken Schmidt, G Ure, R Ure.    |
| <b>1961-62</b> | Greg Graham (C), Neil Campbell, W Dickenson, Lloyd Graham, Alan Green, Bill Markwell, Jeff Oliphant, Don Peele, G Slater, Ross Straughan, J Whitlock. |

### WOMEN’S FIRST GRADE PREMIERSHIPS

|                |  |
|----------------|--|
| <b>1994-95</b> | Vanessa Pickering (C), Sharyn Bow, Maryanne Brandon, Rae Dower, Liz Hutchinson, Ralee Inglis, Renee Lee, Louise O’Moore, Kellie Rich, Linda Scott, Karen Shaw, Sue Woolway.                |
| <b>1995-96</b> | Vanessa Pickering (C), Sharyn Bow, Maryanne Brandon, Monica Brogan, Rae Dower, Renee House, Janine McPhee, Louise O’Moore, Kellie Rich, Linda Scott, Karen Shaw, Lisa Weller, Sue Woolway. |
| <b>1996-97</b> | Vanessa Pickering (C), Maryanne Brandon, Suzanne Cramp, Rae Dower, Kim Fazackerley, Glenda Hall, Kellie Rich, Linda Scott, Lisa Weller, Sue Woolway.                                       |

### WOMEN’S SECOND GRADE PREMIERSHIPS

|                |  |
|----------------|--|
| <b>1983-84</b> | Nicole Irwin (C), Trudy Campbell, Jane Ellis, Beryl Fisher, Susan Hislop, Dianne Huckstadt, Jodie Irwin, Bernadine Melbourne, Gerardine Moloney, Julie O’Brien, Jenny Perrett, Janet Pickstone, Fran Tiel. |
| <b>1985-86</b> | Diane Huckstadt (C), Mary Ann Connell, Beryl Fisher, Karen Griffin, Vicki Josephs, Trish Kavanagh, Sharon Mills, Julie O’Brien, Maree Stephenson, Fran Tiel, Angie Van Eyk.                                |

## TOP 20 ALL TIME RUN SCORERS

|    | Player        | Matches | Innings | Not Outs | 100s | Best Score | Runs  | Average |
|----|---------------|---------|---------|----------|------|------------|-------|---------|
| 1  | Brown GC      | 402     | 474     | 25       | 20   | 164        | 13553 | 30.18   |
| 2  | Chapman WG    | 390     | 450     | 66       | 10   | 207*       | 10301 | 26.83   |
| 3  | Easton RP     | 373     | 458     | 47       | 4    | 195        | 10147 | 24.69   |
| 4  | Harten JT     | 280     | 366     | 45       | 15   | 204*       | 9221  | 28.73   |
| 5  | Dawes LA      | 320     | 373     | 50       | 9    | 146*       | 9171  | 28.39   |
| 6  | Dudgeon ML    | 284     | 347     | 23       | 3    | 168        | 8537  | 26.35   |
| 7  | Henschell AB  | 213     | 225     | 40       | 11   | 218        | 7759  | 41.94   |
| 8  | Dudgeon AK    | 239     | 281     | 28       | 13   | 196        | 7611  | 30.08   |
| 9  | Khan DM       | 310     | 326     | 38       | 7    | 142        | 7420  | 25.76   |
| 10 | Irwin BJ      | 234     | 300     | 15       | 8    | 178        | 7200  | 25.26   |
| 11 | Shinnick ML   | 321     | 334     | 37       | 4    | 137        | 6844  | 23.04   |
| 12 | Carseldine LA | 172     | 189     | 28       | 17   | 162*       | 6814  | 42.32   |
| 13 | Irwin MB      | 510     | 498     | 92       | 3    | 127        | 6685  | 16.47   |
| 14 | Brown AJ      | 244     | 288     | 22       | 1    | 132        | 6683  | 25.12   |
| 15 | Irvine TG     | 175     | 206     | 28       | 12   | 210        | 6564  | 36.88   |
| 16 | Stoddart JM   | 263     | 319     | 40       | 2    | 127        | 6519  | 23.37   |
| 17 | O'Connor LPD  | 0       | 167     | 27       | 16   | 189        | 6073  | 43.38   |
| 18 | Hamburger WR  | 203     | 237     | 41       | 7    | 151        | 5984  | 30.53   |
| 19 | Haupt RD      | 232     | 322     | 40       | 1    | 151        | 5851  | 20.75   |
| 20 | Coolwell AA   | 218     | 259     | 23       | 3    | 111*       | 5758  | 24.40   |

## TOP 20 ALL TIME WICKET TAKERS

|    | Player       | Matches | Overs | Mdns. | Runs  | Wkts. | Average |
|----|--------------|---------|-------|-------|-------|-------|---------|
| 1  | Kempnich CF  | 420     | 4956  | 1385  | 12312 | 852   | 14.45   |
| 2  | Irwin MB     | 510     | 4037  | 1004  | 10876 | 649   | 16.76   |
| 3  | Perrett RG   | 283     | 4415  | 1149  | 11835 | 635   | 18.64   |
| 4  | Anderson RAJ | 250     | 4300  | 1156  | 11585 | 569   | 20.36   |
| 5  | Francke FM   | 214     | 3765  | 766   | 11139 | 558   | 19.96   |
| 6  | Jeh MPW      | 293     | 4470  | 1263  | 11527 | 520   | 22.17   |
| 7  | Janes ST     | 177     | 3083  | 797   | 8482  | 514   | 16.50   |
| 8  | Mackie DJ    | 165     | 2162  | 530   | 5517  | 508   | 10.86   |
| 9  | Moore GK     | 247     | 3824  | 808   | 11548 | 506   | 22.82   |
| 10 | Nolan WE     | 250     | 2332  | 289   | 8740  | 505   | 17.31   |
| 11 | Vidler FA    | 225     | 2273  | 326   | 8177  | 486   | 16.83   |
| 12 | McLaren JW   | 118     | -     | -     | 4274  | 483   | 8.85    |
| 13 | Leggat CR    | 259     | 2691  | 445   | 9470  | 479   | 19.77   |
| 14 | Langdon D    | 165     | 2032  | 348   | 7033  | 450   | 15.63   |
| 15 | Voll J       | 264     | 2399  | 565   | 6612  | 449   | 14.73   |
| 16 | Hickey DK    | 214     | 2801  | 932   | 6340  | 444   | 14.28   |
| 17 | Jones LS     | 197     | 1518  | 133   | 5941  | 418   | 14.21   |
| 18 | Ayres SW     | 102     | -     | -     | 5304  | 404   | 13.13   |
| 19 | Rogers KR    | 254     | 2512  | 521   | 7310  | 402   | 18.18   |
| 20 | Turner DR    | 157     | 2698  | 668   | 8058  | 388   | 20.77   |

## TOP 20 ALL TIME CATCHES

|    | Player             | Matches | Catches |
|----|--------------------|---------|---------|
| 1  | Chapman WG         | 390     | 346     |
| 2  | Shinnick ML        | 321     | 314     |
| 3  | Shinnick BM        | 150     | 257     |
| 4  | Cowles RA          | 219     | 246     |
| 5  | Brown GC           | 402     | 232     |
| 6  | Mitchell TR        | 149     | 229     |
| 7  | Dudgeon ML         | 284     | 206     |
| 8  | Irwin MB           | 510     | 201     |
| 9  | Jones MT           | 168     | 197     |
| 10 | Rogers KR          | 254     | 195     |
| 11 | Lockhart-Krause AA | 183     | 182     |
|    | Dawes LA           | 320     | 182     |
| 13 | Khan DM            | 310     | 180     |
| 14 | Crouch P           | 111     | 178     |
| 15 | Tuite KG           | 329     | 177     |
| 16 | Hamburger WR       | 203     | 170     |
| 17 | Vallely IC         | 125     | 166     |
| 18 | Madders GJ         | 118     | 165     |
|    | Marrinan BC        | 181     | 165     |
| 20 | Kempnich CF        | 420     | 162     |

## TOP 20 ALL TIME STUMPINGS

|    | Player       | Matches | Stumpings |
|----|--------------|---------|-----------|
| 1  | Shinnick ML  | 321     | 60        |
| 2  | O'Connor LPD | 0       | 55        |
| 3  | Cowles RA    | 219     | 50        |
| 4  | Whiting RF   | 115     | 44        |
| 5  | Madders GJ   | 118     | 43        |
| 6  | Mitchell TR  | 149     | 41        |
| 7  | Dempster RC  | 74      | 38        |
| 8  | Kent PD      | 176     | 36        |
| 9  | Jones MT     | 168     | 33        |
| 10 | Chapman WG   | 390     | 30        |
| 11 | Bolton AN    | 50      | 29        |
| 12 | Owen PC      | 58      | 28        |
| 13 | Schwenke I   | 0       | 27        |
|    | Duncan W     | 0       | 27        |
| 15 | Graham G     | 68      | 26        |
|    | Marr K       | 14      | 26        |
| 17 | Waddell DR   | 125     | 24        |
|    | Snape J      | 70      | 24        |
| 19 | Nilon PW     | 24      | 23        |
| 20 | Vallely IC   | 125     | 22        |
|    | Kay RP       | 128     | 22        |

## TOP 20 ALL TIME CENTURIES

|    | Player        | Matches | 100s |
|----|---------------|---------|------|
| 1  | Brown GC      | 402     | 20   |
| 2  | Carseldine LA | 172     | 17   |
| 3  | O'Connor LPD  | -       | 16   |
| 4  | Harten JT     | 280     | 15   |
|    | Levy RM       | -       | 15   |
| 6  | Hayden ML     | 89      | 14   |
| 7  | Dudgeon AK    | 239     | 13   |
| 8  | Irvine TG     | 175     | 12   |
| 9  | Henschell AB  | 213     | 11   |
|    | Kruger NJ     | 130     | 11   |
| 11 | Gode AJ       | 148     | 10   |
|    | Chapman WG    | 390     | 10   |
|    | Pfeffer LD    | 89      | 10   |
| 14 | Wessels KC    | 32      | 9    |
|    | Dawes LA      | 320     | 9    |
|    | Dudgeon KE    | 146     | 9    |
| 17 | Ephraims CM   | 101     | 8    |
|    | Irwin BJ      | 234     | 8    |
|    | Jennings G    | 106     | 8    |
|    | Neill JB      | 95      | 8    |

## TOP 20 ALL TIME MATCHES

|    | Player      | Matches |
|----|-------------|---------|
| 1  | Irwin MB    | 510     |
| 2  | Kempnich CF | 420     |
| 3  | Brown GC    | 402     |
| 4  | Chapman WG  | 390     |
| 5  | Easton RP   | 373     |
| 6  | Tuite KG    | 329     |
| 7  | Shinnick ML | 321     |
| 8  | Dawes LA    | 320     |
| 9  | Khan DM     | 310     |
| 10 | Jeh MPW     | 293     |
| 11 | Dudgeon ML  | 284     |
| 12 | Perrett RG  | 283     |
| 13 | Harten JT   | 280     |
| 14 | McKay KIR   | 274     |
| 15 | Hoy C       | 267     |
| 16 | Voll J      | 264     |
| 17 | Stoddart JM | 263     |
| 18 | Lynch PF    | 261     |
| 19 | Leggat CR   | 259     |
| 20 | Rogers KR   | 254     |

## MOST MATCHES IN EACH GRADE

| Grade                   | Player                 | Matches |
|-------------------------|------------------------|---------|
| First Grade             | JT (Jim) Harten        | 234     |
| First Grade One Day     | LA (Lee) Carseldine    | 73      |
| First Grade T20         | AJ (Andrew) Gode       | 52      |
| Second Grade            | RAJ (Richard) Anderson | 142     |
| Second Grade One Day    | J (Jacques) Badenhorst | 28      |
| Second Grade T20        | SS (Shane) Kabel       | 26      |
| Third Grade             | DM (David) Khan        | 174     |
| Fourth Grade            | JM (Jon) Stoddart      | 151     |
| Fifth Grade             | MG (Matt) McFadden     | 119     |
| Sixth Grade             | CF (Clinton) Kempnich  | 184     |
| Sub Districts/Warehouse | KIR (Ken) McKay        | 273     |
| Legends T20             | OS (Owen) Glchrist     | 33      |
|                         | CJ Chris Lanagan       | 33      |
| Over 40 Grade           | JM (Jon) Stoddart      | 68      |
| Under 19 Grade          | JE (John) Bourke       | 26      |
| Under 18 Grade          | DE (Don) Barber        | 43      |
| Under 16/17 Grade       | CE (Chris) Fitzgerald  | 23      |
| "Schoolboy" Grade       | GR (Gary) Kruger       | 30      |
| Women's Teams           | MM (Maryanne) Brandon  | 95      |

## TABLE QUALIFICATIONS

The following minimums have been established as prerequisites for inclusion in the following tables. They take into account: the type of competition, number of games per season, and playing conditions.

| Grade                                    | Minimums                |
|--|-------------------------|
| First – Premiership                      | 1000 runs / 100 wickets |
| First – One Day Competitions             | 1000 runs / 40 wickets  |
| Second – Premiership                     | 1000 runs / 100 wickets |
| Third – Premiership                      | 1000 runs / 100 wickets |
| Fourth – Premiership                     | 1000 runs / 100 wickets |
| Fifth – Premiership                      | 1000 runs / 100 wickets |
| Sixth – Premiership                      | 600 runs / 50 wickets   |
| Sub Districts / Warehouse – Premiership  | 1000 runs / 100 wickets |
| Over 40's - One Day Competition          | 300 runs / 15 wickets   |
| Under 19 – Premiership                   | 500 runs / 25 wickets   |
| Under 18 – Premiership                   | 750 runs / 75 wickets   |
| Under 16/17 Lord's Taverners Competition | 500 runs / 30 wickets   |
| Schoolboys (Under 15)                    | 500 runs / 50 wickets   |
| Womens – Premiership                     | 1000 runs / 75 wickets  |

## FIRST GRADE BATTING - 1000 RUNS

|    | Player             | Matches | Innings | Not Outs | 100s | Best Score | Runs | Average | Cap No. |
|----|--------------------|---------|---------|----------|------|------------|------|---------|---------|
| 1  | Henschell AB       | 213     | 225     | 40       | 11   | 218        | 7759 | 41.94   | 538     |
| 2  | Harten JT          | 234     | 308     | 34       | 11   | 140        | 7452 | 27.20   | 311     |
| 3  | O'Connor LPD       | -       | 167     | 27       | 16   | 189        | 6073 | 43.38   | 156     |
| 4  | Gray GT            | 171     | 212     | 29       | 6    | 128        | 5591 | 30.55   | 456     |
| 5  | Carseldine LA      | 130     | 145     | 23       | 16   | 162*       | 5405 | 44.30   | 620     |
| 6  | Dudgeon KE         | 146     | 177     | 30       | 9    | 128*       | 4933 | 33.56   | 483     |
| 7  | Levy RM            | -       | 117     | 11       | 15   | 243        | 4580 | 43.21   | 226     |
| 8  | Easton RP          | 194     | 242     | 31       | -    | 94         | 4568 | 21.65   | 391     |
| 9  | Mossop AB          | -       | 184     | 18       | 7    | 153        | 4391 | 26.45   | 230     |
| 10 | Gode AJ            | 120     | 138     | 14       | 10   | 153        | 3965 | 31.98   | 667     |
| 11 | Haupt RD           | 167     | 222     | 28       | 1    | 135        | 3963 | 20.43   | 299     |
| 12 | Kruger NJ          | 85      | 103     | 8        | 9    | 206        | 3840 | 40.42   | 636     |
| 13 | Irvine TG          | 114     | 136     | 18       | 3    | 170*       | 3686 | 31.24   | 629     |
| 14 | Hayden ML          | 71      | 79      | 11       | 11   | 187        | 3685 | 54.19   | 591     |
| 15 | Mossop KLM         | -       | 213     | 37       | 1    | 113*       | 3601 | 20.46   | 208     |
| 16 | Ephraims CM        | 96      | 110     | 8        | 6    | 145        | 3561 | 34.91   | 573     |
| 17 | Egan GM            | 103     | 131     | 20       | 4    | 161*       | 3395 | 30.59   | 431     |
| 18 | Pfeffer LD         | 86      | 104     | 7        | 9    | 158        | 3340 | 34.43   | 680     |
| 19 | Pedrola HT         | 107     | 129     | 10       | 2    | 138        | 3040 | 25.55   | 614     |
| 20 | Shinnick BM        | 105     | 122     | 10       | 5    | 202        | 2828 | 25.25   | 616     |
| 21 | King NJ            | 95      | 114     | 10       | 1    | 105        | 2783 | 26.76   | 436     |
| 22 | Walker JM          | 74      | 89      | 14       | 6    | 177        | 2745 | 36.60   | 569     |
| 23 | McLaren JW         | 118     | 155     | 16       | 1    | 109*       | 2691 | 19.36   | 076     |
| 24 | Morgan CF          | 74      | 104     | 7        | 3    | 258*       | 2674 | 27.57   | 009     |
| 25 | Blackstock WA      | 97      | 137     | 13       | 1    | 101*       | 2568 | 20.71   | 003     |
| 26 | Muspratt PW        | 113     | 125     | 18       | 1    | 113        | 2554 | 23.87   | 466     |
| 27 | Robins ML          | 62      | 86      | 5        | 1    | 127*       | 2469 | 30.48   | 405     |
| 28 | Simpson DF         | 117     | 143     | 18       | -    | 98         | 2454 | 19.63   | 314     |
| 29 | Foley GI           | 76      | 89      | 9        | 5    | 146        | 2422 | 30.28   | 566     |
| 30 | Ayres SW           | 102     | 121     | 6        | -    | 81         | 2421 | 21.05   | 133     |
| 31 | Macdonald R        | 46      | 57      | 18       | 6    | 200        | 2323 | 59.56   | 008     |
| 32 | McFarlane CBP      | -       | 112     | 22       | -    | 98*        | 2302 | 25.58   | 180     |
| 33 | Fennelly SJ        | 51      | 67      | 4        | 5    | 163        | 2157 | 34.24   | 115     |
| 34 | Law SG             | 58      | 60      | 10       | 5    | 234*       | 2136 | 42.72   | 567     |
| 35 | Madders GJ         | 117     | 115     | 18       | -    | 94         | 2114 | 21.79   | 503     |
| 36 | Wessels KC         | 32      | 31      | 7        | 9    | 192*       | 2100 | 87.50   | 545     |
| 37 | Brown AN           | 54      | 58      | 3        | 4    | 169        | 2019 | 36.71   | 533     |
| 38 | Cottee DW          | 83      | 91      | 21       | 2    | 134*       | 1890 | 27.00   | 558     |
| 39 | Lockhart-Krause AA | 90      | 100     | 15       | -    | 93         | 1866 | 21.95   | 668     |
| 40 | Khan TM            | 105     | 99      | 28       | 1    | 110*       | 1810 | 25.49   | 506     |
| 41 | Bruce WB           | 68      | 104     | 8        | 2    | 104        | 1803 | 18.78   | 074     |
| 42 | Bragg MC           | 67      | 79      | 11       | 1    | 100        | 1707 | 25.10   | 655     |
| 43 | Haskings HJ        | -       | 97      | 9        | 2    | 120*       | 1695 | 19.26   | 291     |
| 44 | Wildermuth JD      | 60      | 61      | 6        | 2    | 153*       | 1643 | 29.87   | 690     |
| 45 | Atkins AA          | 51      | 68      | 4        | 2    | 144        | 1640 | 25.63   | 055     |
| 46 | Quinn BN           | 67      | 72      | 6        | 3    | 121        | 1581 | 23.95   | 539     |
| 47 | O'Connor BRD       | -       | 112     | 10       | 1    | 105        | 1565 | 15.34   | 231     |
| 48 | Eve RW             | 61      | 94      | 3        | 1    | 111        | 1557 | 17.11   | 067     |
| 49 | Fossey HL          | -       | 96      | 21       | 1    | 107        | 1526 | 20.35   | 258     |
| 50 | Kersnovske KG      | 87      | 100     | 23       | -    | 74*        | 1513 | 19.65   | 613     |
| 51 | Anderson PW        | 47      | 49      | 5        | 1    | 112        | 1473 | 33.48   | 559     |
| 52 | Welsh JF           | 63      | 71      | 6        | 1    | 101        | 1469 | 22.60   | 532     |

|    | Player      | Matches | Innings | Not Outs | 100s | Best Score | Runs | Average | Cap No. |
|----|-------------|---------|---------|----------|------|------------|------|---------|---------|
| 53 | Dudgeon AK  | 66      | 73      | 7        | -    | 86         | 1414 | 21.42   | 623     |
| 54 | Beath JH    | 57      | 59      | 2        | 1    | 106        | 1392 | 24.42   | 695     |
| 55 | Dascombe JM | 72      | 73      | 18       | 3    | 127        | 1373 | 24.96   | 702     |
| 56 | Border AR   | 31      | 26      | 3        | 3    | 150        | 1351 | 58.74   | 544     |
| 57 | Collings JG | 84      | 95      | 15       | -    | 89         | 1300 | 16.25   | 415     |
| 58 | Francke FM  | 150     | 120     | 28       | -    | 66*        | 1255 | 13.64   | 485     |
| 59 | Webb BL     | -       | 32      | 9        | 2    | 150        | 1251 | 54.39   | 274     |
| 60 | Jennings BR | 72      | 83      | 12       | -    | 72         | 1248 | 17.58   | 484     |
| 61 | Evans BD    | 47      | 55      | 6        | 1    | 125*       | 1231 | 25.12   | 650     |
| 62 | Hurwood A   | -       | 94      | 17       | 1    | 109        | 1230 | 15.97   | 176     |
| 63 | Turner DR   | 137     | 120     | 24       | -    | 56*        | 1228 | 12.79   | 612     |
| 64 | Vizer CW    | 57      | 75      | 5        | -    | 59         | 1213 | 17.33   | 402     |
| 65 | Wyeth NJ    | -       | 84      | 17       | 1    | -          | 1174 | 17.52   | 261     |
| 66 | Kabel SS    | 61      | 63      | 11       | -    | 86         | 1172 | 22.54   | 678     |
| 67 | Brown AJ    | 50      | 60      | 6        | 1    | 119        | 1142 | 21.15   | 584     |
|    | Lane CS     | 85      | 91      | 17       | -    | 60         | 1142 | 15.43   | 465     |
| 69 | Whiting RF  | 62      | 64      | 10       | -    | 93         | 1141 | 21.13   | 367     |
| 70 | Moore GK    | 158     | 123     | 53       | -    | 78         | 1132 | 16.17   | 505     |
| 71 | Spargo JT   | 43      | 51      | 7        | 3    | 108*       | 1099 | 24.98   | 687     |
| 72 | Kenny WF    | 66      | 78      | 12       | 1    | -          | 1052 | 15.94   | 006     |
| 73 | Reeves DW   | 47      | 51      | 6        | 1    | 105*       | 1032 | 22.93   | 607     |
| 74 | Bolton AN   | 50      | 66      | 1        | -    | -          | 1015 | 15.62   | 136     |
| 75 | Exton W     | 65      | 108     | 8        | -    | 77         | 1005 | 10.05   | 068     |
| 76 | Power GJ    | 54      | 61      | 4        | 1    | 127        | 1002 | 17.58   | 517     |

## FIRST GRADE BOWLING - 100 WICKETS

|    | Player        | Matches | Overs | Maidens | Runs | Wickets | Average | Cap No. |
|----|---------------|---------|-------|---------|------|---------|---------|---------|
| 1  | McLaren JW    | 118     | -     | -       | 4098 | 469     | 8.74    | 076     |
| 2  | Ayres SW      | 102     | 280   | 17      | 5304 | 404     | 13.13   | 133     |
| 3  | Francke FM    | 150     | 2471  | 441     | 7910 | 388     | 20.39   | 485     |
| 4  | Henschell AB  | 213     | 3348  | 898     | 9479 | 357     | 26.55   | 538     |
| 5  | Turner DR     | 137     | 2488  | 628     | 7285 | 355     | 20.52   | 612     |
| 6  | Hurwood A     | -       | 1403  | 195     | 4625 | 329     | 14.06   | 176     |
| 7  | Cooke CJ      | 145     | 2054  | 384     | 6748 | 328     | 20.57   | 495     |
| 8  | Byrne T       | 62      | -     | -       | 3699 | 283     | 13.07   | 042     |
| 9  | Moore GK      | 158     | 2619  | 592     | 7769 | 276     | 28.15   | 505     |
| 10 | Vidler FA     | 123     | 1358  | 190     | 5028 | 273     | 18.42   | 386     |
| 11 | Dawes JH      | 76      | 1491  | 378     | 3921 | 257     | 15.26   | 628     |
| 12 | O'Connor BRD  | -       | 1399  | 145     | 4882 | 250     | 19.53   | 231     |
| 13 | Mossop KLM    | -       | 1349  | 117     | 5461 | 241     | 22.66   | 208     |
| 14 | Gode AJ       | 120     | 2017  | 520     | 6061 | 236     | 25.68   | 667     |
| 15 | Trivett GD    | 107     | 1284  | 168     | 4673 | 232     | 20.14   | 502     |
| 16 | Davenport OA  | 64      | -     | -       | 2358 | 189     | 12.48   | 105     |
| 17 | Sim CW        | -       | -     | -       | 2360 | 187     | 12.62   | 175     |
| 18 | Hansen IJ     | 85      | 1467  | 350     | 4535 | 186     | 24.38   | 598     |
| 19 | Petrie MJ     | 75      | 1340  | 352     | 3466 | 176     | 19.69   | 666     |
| 20 | Muspratt PW   | 113     | 947   | 147     | 3373 | 166     | 20.32   | 466     |
| 21 | Egan GM       | 103     | 748   | 117     | 2955 | 160     | 18.47   | 431     |
| 22 | O'Connor LPD  | -       | 672   | 80      | 2583 | 155     | 16.66   | 156     |
| 23 | Wyeth NJ      | -       | 1026  | 88      | 3613 | 147     | 24.58   | 261     |
| 24 | Haupt RD      | 167     | 753   | 48      | 3635 | 146     | 24.90   | 299     |
| 25 | Kenny WF      | 66      | 514   | 19      | 2869 | 145     | 19.79   | 006     |
| 26 | Feldman LW    | 57      | 934   | 278     | 2447 | 142     | 17.23   | 679     |
| 27 | Collings JG   | 84      | 606   | 37      | 3045 | 141     | 21.60   | 415     |
| 28 | Lanagan CJ    | 78      | 1241  | 294     | 3748 | 138     | 27.16   | 621     |
| 29 | McPhee PT     | 51      | 1112  | 240     | 3661 | 132     | 27.73   | 554     |
|    | Bruce WB      | 68      | 461   | 26      | 2093 | 132     | 15.86   | 074     |
| 31 | Cottee DW     | 83      | 1277  | 346     | 3633 | 129     | 28.16   | 558     |
| 32 | Marriott DJ   | 69      | 1069  | 277     | 3410 | 128     | 26.64   | 653     |
| 33 | Quelch LN     | 47      | 499   | 51      | 2337 | 119     | 19.64   | 364     |
|    | McMahon NT    | 70      | 727   | 97      | 2485 | 119     | 20.88   | 362     |
| 35 | Dudgeon KE    | 146     | 779   | 151     | 2425 | 118     | 20.55   | 483     |
| 36 | Cuffe G       | 46      | -     | -       | 1457 | 115     | 12.67   | 019     |
| 37 | Dascombe JM   | 72      | 1040  | 217     | 3694 | 114     | 32.40   | 702     |
|    | Powell SD     | 60      | 1124  | 274     | 3455 | 114     | 30.31   | 662     |
| 39 | Harten JT     | 234     | 612   | 113     | 2044 | 112     | 18.25   | 311     |
| 40 | Lane CS       | 85      | 655   | 115     | 2193 | 110     | 19.94   | 465     |
| 41 | Carseldine LA | 130     | 934   | 266     | 2380 | 107     | 22.24   | 620     |
| 42 | Macdonald V   | 51      | -     | -       | 1685 | 106     | 15.90   | 025     |
|    | Manson FF     | 56      | 530   | 75      | 1989 | 106     | 18.76   | 406     |
| 44 | Simpson DF    | 117     | 411   | 10      | 2606 | 102     | 25.55   | 314     |
| 45 | Carew PJ      | 43      | 919   | 197     | 2808 | 101     | 27.80   | 568     |
| 46 | Leggat CR     | 63      | 649   | 100     | 2661 | 100     | 26.61   | 435     |

## FIRST GRADE FIELDING – 50 DISMISSALS

|    | Player             | Matches | Catches | Stumpings | Total |
|----|--------------------|---------|---------|-----------|-------|
| 1  | Shinnick BM        | 105     | 198     | 13        | 211   |
| 2  | Madders GJ         | 117     | 165     | 43        | 208   |
| 3  | O'Connor LPD       | 0       | 142     | 55        | 197   |
| 4  | Henschell AB       | 213     | 146     | 0         | 146   |
| 5  | Pfeffer LD         | 86      | 137     | 9         | 146   |
|    | Bragg MC           | 67      | 113     | 7         | 120   |
| 7  | Dudgeon KE         | 146     | 112     | 0         | 112   |
| 8  | Harten JT          | 234     | 108     | 1         | 109   |
| 9  | Chapman WG         | 56      | 90      | 12        | 102   |
| 10 | Whiting RF         | 62      | 59      | 38        | 97    |
| 11 | Gode AJ            | 120     | 94      | 0         | 94    |
| 12 | Anderson PW        | 47      | 76      | 6         | 82    |
|    | Carseldine LA      | 130     | 82      | 0         | 82    |
|    | Drimmen P          | 41      | 70      | 12        | 82    |
| 15 | Easton RP          | 194     | 81      | 0         | 81    |
|    | Mossop KLM         | 0       | 81      | 0         | 81    |
| 17 | Irvine TG          | 114     | 80      | 0         | 80    |
| 18 | Pedrola HT         | 107     | 75      | 0         | 75    |
|    | Waddell DR         | 55      | 60      | 15        | 75    |
| 20 | Haupt RD           | 167     | 72      | 0         | 72    |
| 21 | Ephraims CM        | 96      | 70      | 0         | 70    |
| 22 | Schwenke I         | 0       | 41      | 27        | 68    |
| 23 | Lockhart-Krause AA | 90      | 66      | 1         | 67    |
| 24 | Levy RM            | 0       | 58      | 5         | 63    |
| 25 | Moore GK           | 158     | 62      | 0         | 62    |
| 26 | Drennan L          | 30      | 57      | 2         | 59    |
| 27 | Bolton AN          | 50      | 28      | 29        | 57    |
| 28 | Ayres SW           | 102     | 55      | 0         | 55    |
|    | Gray GT            | 171     | 55      | 0         | 55    |
|    | Khan TM            | 105     | 55      | 0         | 55    |
| 31 | Hurwood A          | 0       | 53      | 0         | 53    |
|    | King NJ            | 95      | 53      | 0         | 53    |
| 33 | Kersnovske KG      | 87      | 52      | 0         | 52    |
|    | McLaren JW         | 118     | 52      | 0         | 52    |
|    | Mossop AB          | 0       | 52      | 0         | 52    |
|    | Nicholson PJ       | 27      | 49      | 3         | 52    |
| 37 | Muspratt PW        | 113     | 51      | 0         | 51    |



Celebrating another Luke Feldman wicket in the T20 Cup Final

## FIRST GRADE CAPTAINS (Premiership Matches)

| Captain            | Seasons   |
|--------------------|---|
| JM Blackstock      | 1897-98   |
| R Macdonald        | 1898-99 to ?  |
| CF Morgan          | 1901-02 to 1903-04  |
| AA Atkins          | 1905-06, 1907-08 (Shared)   |
| WB Bruce           | 1906-07, 1907-08(Shared)  |
| T Byrne            | 1909-10   |
| JW McLaren         | 1912-13 to 1919-20  |
| SW Ayers           | 1921-22 to 1923-24  |
| LPD O'Connor       | 1924-25 to 1934-35  |
| KLM Mossop         | 1935-36 to 1941-42; 1945-46 (Shared 3); 1946-47 to 1948-49; 1949-50 (Shared); 1951-52 |
| VF Thomas          | 1942-43   |
| R Roberts          | 1943-44 (Shared)  |
| HJ Haskings        | 1943-44 (Shared); 1944-45; 1945-46 (Shared)   |
| HL Mossop          | 1945-46 (Shared)  |
| JT Harten          | 1949-50 (Shared); 1950-51; 1955-56 (Shared); 1958-59 to 1962-63                       |
| RD Haupt           | 1952-53 to 1954-55  |
| ML Robins          | 1955-56 (Shared) 1956-57; 1957-58   |
| RP Easton          | 1963-64 to 1966-67  |
| NJ King            | 1967-68 to 1969-70  |
| PW Muspratt        | 1970-71 to 1973-74  |
| KE Dudgeon         | 1974-75 (Shared); 1975-76 to 1980-81  |
| GD Trivett         | 1974-75 (Shared)  |
| GJ Madders         | 1981-82; 1982-83 (Shared 6)   |
| KC Wessels         | 1982-83 (Shared 7)  |
| WG Chapman         | 1982-83 (Shared 1)  |
| AR Border          | 1983-84 (Shared 3)  |
| TM Khan            | 1983-84 (Shared 9); 1984-85 to 1986-87  |
| AB Henschell       | 1987-88 (Shared); 1988-89 to 1990-91 1991-92 (Shared 2); 1994-95 to 1995-96           |
| JM Walker          | 1990-91 (Shared 2)  |
| GI Foley           | 1991-92   |
| CM Ephraims        | 1987-88 (Shared); 1992-93 to 1993-94; 1996-97 to 1997-98                              |
| SG Law             | 1994-95 (Shared 3)  |
| LA Carseldine      | 1996-97 (Shared 1); 1998-99 (Shared 2), 2000-01 to 2001-02                            |
| KG Kersnovske      | 1998-99 (Shared 2); 1999-00   |
| IJ Hansen          | 1998-99 (Shared 7)  |
| BM Shinnick        | 2000-01 (Shared 2); 2002-03 (Shared 3)  |
| JH Dawes           | 2000-01 (Shared 1); 2002-03   |
| GC Brown           | 2001-02 (Shared 1)  |
| NJ Kruger          | 2002-03 (Shared 1); 2005-06 (Shared 1); 2006-07 (Shared 1); 2007-08; 2008-09 (Shared) |
| JB Neill           | 2003-04   |
| HTPedrola          | 2004-05 to 2006-07; 2011-12 (Shared 7)  |
| SD Powell          | 2008-09 (Shared)  |
| MC Bragg           | 2008-09 (Shared); 2009-10 (Shared)  |
| AJ Gode            | 2009-10 (Shared); 2012-13 to 2018-19  |
| MJ Petrie          | 2010-11 (BD Schuhmacher: 2 matches)   |
| JW Rogers          | 2011-12 (Shared 4)  |
| AA Lockhart-Krause | 2014-15 (Shared 3)  |



## FIRST GRADE ONE DAY GAME RECORDS

### 1000 RUNS

|    | Player        | Matches | Innings | Not Outs | 100s | Best Score | Runs | Average |
|----|---------------|---------|---------|----------|------|------------|------|---------|
| 1  | Carseldine LA | 73      | 70      | 7        | 3    | 130        | 2358 | 37.43   |
| 2  | Hayden ML     | 41      | 41      | 4        | 4    | 167        | 1799 | 48.62   |
| 3  | Henschell AB  | 58      | 48      | 12       | 3    | 113        | 1524 | 42.33   |
| 4  | Ephraims CM   | 58      | 54      | 8        | 1    | 128        | 1473 | 32.02   |
| 5  | Gode AJ       | 42      | 41      | 6        | 4    | 139*       | 1467 | 41.91   |
| 6  | Pedrola HT    | 56      | 50      | 4        | 0    | 80         | 1263 | 27.46   |
| 7  | Irvine TG     | 56      | 53      | 9        | 2    | 114        | 1253 | 28.48   |
| 8  | Kruger NJ     | 39      | 39      | 0        | 0    | 96         | 1116 | 28.62   |
| 9  | Law SG        | 37      | 36      | 4        | 0    | 93         | 1108 | 34.63   |
| 10 | Brown GC      | 48      | 46      | 1        | 2    | 120        | 1030 | 22.89   |

### 40 WICKETS

|    | Player        | Matches | Overs | Maidens | Runs | Wickets | Average |
|----|---------------|---------|-------|---------|------|---------|---------|
| 1  | Turner DR     | 61      | 510   | 83      | 1801 | 100     | 18.01   |
| 2  | Lanagan CJ    | 43      | 384   | 62      | 1343 | 72      | 18.65   |
| 3  | Dawes JH      | 39      | 336   | 68      | 904  | 68      | 13.29   |
| 4  | Jeh MPW       | 46      | 354   | 50      | 1253 | 53      | 23.64   |
| 5  | Gode AJ       | 42      | 302   | 23      | 1353 | 51      | 26.53   |
| 6  | Carseldine LA | 73      | 268.2 | 30      | 1020 | 47      | 21.70   |
| 7  | Cottee DW     | 38      | 300   | 38      | 1118 | 46      | 24.30   |
| 8  | McPhee PT     | 23      | 203   | 11      | 805  | 45      | 17.89   |
| 9  | Dellit JG     | 40      | 244   | 14      | 1099 | 44      | 24.98   |
| 10 | Henschell AB  | 58      | 354   | 54      | 1287 | 43      | 29.93   |
|    | Petrie MJ     | 26      | 209.1 | 26      | 767  | 43      | 17.84   |
| 12 | Pedrola HT    | 56      | 244.4 | 22      | 748  | 41      | 18.24   |

### 30 DISMISSALS (WICKET-KEEPERS)

|   | Player      | Era     | Matches | Catches | Stumpings | Total | Runs Scored |
|---|-------------|---------|---------|---------|-----------|-------|-------------|
| 1 | BM Shinnick | 1993-03 | 57      | 82      | 10        | 92    | 966         |
| 2 | PJ Drinnen  | 1989-99 | 18      | 33      | 6         | 39    | 289         |



Andrew Gode bowling in the T20 Cup Final.

## FIRST GRADE ONE DAY GAME RECORDS (continued)

### CENTURIES

| Player         | Score | Season  | Opposition                     |
|----------------|-------|---------|--------------------------------|
| Border AR      | 107   | 1983/84 | Sandgate-Redcliffe             |
|                | 116   | 1992/93 | Eastern Suburbs                |
| Brown GC       | 118   | 1987/88 | Toombul                        |
|                | 120   | 1993/94 | Northern Suburbs               |
| Carseldine LA  | 116   | 2001/02 | Toombul                        |
|                | 130   | 2002/03 | Beenleigh/Logan                |
|                | 111   | 2003/04 |                                |
| Dalton LR      | 147   | 2000/01 | Beenleigh/Logan                |
| Gode AJ        | 101   | 2012/13 | Redlands                       |
|                | 111   | 2014/15 | Western Suburbs                |
|                | 125   | 2016/17 | Sandgate-Redcliffe             |
|                | 120*  | 2017/18 | University of Queensland (T20) |
|                | 139*  | 2017/18 | Ipswich/Logan                  |
| Ephraims CM    | 128*  | 1987/88 |                                |
| Hayden ML      | 113   | 1989/90 | University of Queensland       |
|                | 100   | 1989/90 |                                |
|                | 137   | 1996/97 | University of Queensland       |
|                | 167   | 2003/04 | Toombul                        |
| Henschell AB   | 106*  | 1983/84 | Toombul                        |
|                | 112*  | 1992/93 |                                |
|                | 113*  | 1993/94 | University of Queensland       |
| Irvine TG      | 101*  | 1997/98 | Western Suburbs                |
|                | 114*  | 2001/02 | Toombul                        |
| Khawaja, UT    | 162   | 2017/18 | Wynnum-Manly                   |
| Pfeffer, LD    | 105   | 2017/18 | Gold Coast                     |
| Schuhmacher BD | 111*  | 2010/11 | Redlands                       |
| Spargo JT      | 110   | 2010/11 | Wynnum-Manly                   |
|                | 101   | 2011/12 | Beenleigh/Logan                |
| Walker JM      | 109   | 1987/88 | University of Queensland       |
| Wessels KC     | 137   | 1983/84 | Toombul                        |
| Wildermuth JD  | 119   | 2016/17 | University of Queensland       |

### 5 WICKETS IN AN INNINGS

|    | Player      | Figures | Season  | Opposition         |
|----|-------------|---------|---------|--------------------|
| 1  | MJ Petrie   | 6/8     | 2011/12 | Sandgate-Redcliffe |
| 2  | DR Turner   | 5/9     | 1997-98 | N/R                |
| 3  | DW Cottee   | 5/14    | 1992-93 | Sandgate-Redcliffe |
| 4  | IC Thompson | 5/17    | 2002-03 | Gold Coast         |
| 5  | CJ Lanagan  | 5/21    | 1996/97 | N/R                |
| 6  | CJ Lanagan  | 5/28    | 1998/99 | N/R                |
| 7  | DW Cottee   | 5/32    | 1989-90 | Easts              |
| 8  | AJ Gode     | 5/35    | 2013-14 |                    |
| 9  | PT McPhee   | 5/40    | 1987/88 | Easts              |
| 10 | D Hines     | 5/47    | 1992/93 | Sandgate-Redcliffe |
| 11 | SD Powell   | 5/59    | 2008/09 | Sunshine Coast     |



Luke Feldman during the T20 Cup Final.

## FIRST GRADE TWENTY 20 GAME RECORDS

### 200 RUNS

|    | Player             | Matches | Innings | Not Outs | 100s | Best Score | Runs | Average |
|----|--------------------|---------|---------|----------|------|------------|------|---------|
| 1  | Gode AJ            | 53      | 52      | 4        | 2    | 120*       | 1435 | 29.90   |
| 2  | Pfeffer L          | 32      | 32      | 2        | -    | 74         | 688  | 22.93   |
| 3  | Spargo J           | 26      | 25      | 1        | -    | 66         | 576  | 24.00   |
| 4  | Carseldine LA      | 18      | 18      | 4        | -    | 86         | 498  | 35.57   |
| 5  | Lockhart-Krause AA | 41      | 36      | 8        | -    | 48*        | 418  | 14.93   |
| 6  | Wildermuth JD      | 18      | 17      | 2        | -    | 64         | 318  | 21.20   |
| 7  | Beath JH           | 17      | 17      | 1        | -    | 45         | 285  | 17.81   |
| 8  | Kabel SS           | 25      | 22      | 8        | -    | 31         | 273  | 19.50   |
| 9  | Dascombe JM        | 27      | 23      | 4        | -    | 40         | 269  | 14.16   |
| 10 | Lynch ON           | 14      | 13      | 5        | -    | 44         | 202  | 25.25   |

### 15 WICKETS

|   | Player        | Matches | Overs | Maidens | Runs | Wickets | Average |
|---|---------------|---------|-------|---------|------|---------|---------|
| 1 | Gode AJ       | 53      | 173   | 1       | 1201 | 41      | 29.29   |
| 2 | Dascombe JM   | 27      | 99    | 1       | 754  | 35      | 21.54   |
| 3 | Feldman LW    | 27      | 97    | 1       | 569  | 32      | 17.78   |
| 4 | Petrie MJ     | 26      | 93    | -       | 582  | 26      | 22.38   |
| 5 | Powell S      | 18      | 56    | -       | 485  | 20      | 24.25   |
| 6 | Carseldine LA | 18      | 55    | -       | 370  | 18      | 20.56   |
| 7 | Dockrell G    | 10      | 38.5  | 1       | 301  | 15      | 20.1    |

### 10 DISMISSALS

|   | Player             | Matches | Catches | Stumpings | Dismissals |
|---|--------------------|---------|---------|-----------|------------|
| 1 | Pfeffer L          | 31      | 17      | 4         | 21         |
| 2 | Gode AJ            | 52      | 18      | -         | 18         |
| 3 | Drennan L          | 18      | 13      | 3         | 16         |
| 4 | Lockhart-Krause AA | 40      | 10      | 2         | 12         |
| 5 | Bragg MC           | 9       | 9       | 2         | 11         |
| 6 | Beath JH           | 17      | 10      | -         | 10         |
| 7 | Kabel SS           | 25      | 10      | -         | 10         |



Adam Lockhart-Krause during the T20 Cup Final.

## SECOND GRADE BATTING - 1000 RUNS

|    | Player             | Matches | Innings | Not Outs | 100s | Best Score | Runs | Average |
|----|--------------------|---------|---------|----------|------|------------|------|---------|
| 1  | Brown GC           | 141     | 180     | 7        | 6    | 145        | 5090 | 29.42   |
| 2  | Dudgeon AK         | 119     | 149     | 14       | 6    | 182        | 3781 | 28.01   |
| 3  | Brown AJ           | 123     | 149     | 10       | -    | 132        | 3600 | 25.90   |
| 4  | Easton RP          | 104     | 117     | 11       | 3    | 195        | 3083 | 29.08   |
| 5  | Forbes AR          | 126     | 142     | 15       | -    | 118*       | 2897 | 22.81   |
| 6  | Marrinan BC        | 117     | 127     | 16       | -    | 121*       | 2804 | 25.26   |
| 7  | Jeh MPW            | 123     | 135     | 25       | 2    | 130        | 2527 | 22.97   |
| 8  | Short FA           | -       | 103     | 6        | -    | 148        | 2249 | 23.19   |
| 9  | Picking DW         | -       | 93      | 8        | -    | 92*        | 2146 | 25.25   |
| 10 | Iszlaub WC         | 73      | 77      | 12       | -    | 101        | 2120 | 32.62   |
| 11 | Gilchrist OS       | 43      | 62      | 5        | 4    | 176        | 2042 | 35.82   |
| 12 | Dellit JG          | 57      | 75      | 6        | 3    | 129        | 2006 | 29.07   |
| 13 | Chapman WG         | 93      | 103     | 12       | 1    | -          | 1983 | 21.79   |
| 14 | Nolan WE           | 118     | 148     | 23       | -    | 92         | 1953 | 15.62   |
| 15 | Haupt AG           | 100     | 138     | 12       | -    | 80         | 1819 | 14.44   |
| 16 | Badenhorst J       | 82      | 86      | 18       | 4    | 146        | 1813 | 26.66   |
| 17 | Nothdurft JD       | 64      | 77      | 11       | -    | 141        | 1808 | 27.39   |
| 18 | Welsh JF           | 40      | 50      | 7        | -    | 109        | 1729 | 40.21   |
| 19 | Lockhart-Krause AA | 52      | 68      | 7        | -    | 94*        | 1686 | 27.64   |
| 20 | King NJ            | 57      | 71      | 12       | -    | 104*       | 1685 | 28.56   |
| 21 | Harten JT          | 40      | 48      | 8        | -    | 204*       | 1651 | 41.28   |
| 22 | Acton GB           | 58      | 69      | 9        | -    | 169*       | 1643 | 27.38   |
| 23 | Baines TGM         | 70      | 84      | 9        | -    | 140        | 1641 | 21.88   |
| 24 | Farrell COM        | 61      | 71      | 15       | 2    | 113        | 1608 | 28.71   |
| 25 | Hoy C              | 85      | 112     | 11       | -    | 68         | 1599 | 15.83   |
| 26 | Logan KJ           | 100     | 99      | 14       | -    | 113        | 1583 | 18.62   |
| 27 | Jennings BR        | 57      | 72      | 10       | 1    | 100        | 1531 | 24.69   |
| 28 | Kabel SS           | 58      | 68      | 7        | 1    | 150*       | 1525 | 25.00   |
| 29 | Moncada CF         | 46      | 60      | 10       | 1    | 105        | 1524 | 30.48   |
| 30 | Harvey GD          | 54      | 58      | 6        | -    | 104        | 1519 | 29.21   |
| 31 | Whybird PD         | 41      | 53      | 9        | -    | 137        | 1479 | 33.61   |
| 32 | Bell LT            | 72      | 82      | 11       | -    | 74         | 1454 | 20.48   |
| 33 | Perrett RG         | 105     | 91      | 26       | -    | 94         | 1439 | 22.14   |
| 34 | Richards CR        | 103     | 127     | 15       | -    | 55         | 1403 | 12.53   |
| 35 | Haupt RD           | -       | 72      | 8        | -    | 151        | 1402 | 21.91   |
| 36 | Adams BJ           | 52      | 61      | 9        | -    | 141        | 1395 | 26.83   |
| 37 | Graham DJ          | 71      | 100     | 4        | -    | 57         | 1362 | 14.19   |
| 38 | Evans BD           | 33      | 42      | 3        | 2    | 105        | 1362 | 34.92   |
| 39 | Wise MA            | 44      | 51      | 3        | -    | 120        | 1358 | 28.29   |
| 40 | Scott JS           | -       | 96      | 9        | -    | 134        | 1350 | 15.52   |
| 41 | Biggs KL           | 45      | 56      | 6        | -    | 83*        | 1334 | 26.68   |
| 42 | Vidler FA          | 82      | 98      | 17       | -    | 74         | 1316 | 16.25   |
| 43 | Gray VR            | -       | 161     | 29       | -    | 39         | 1310 | 9.92    |
| 44 | Khan DM            | 73      | 80      | 9        | 1    | 107        | 1306 | 18.39   |
| 45 | Magee D            | 31      | 39      | 6        | -    | 142*       | 1274 | 38.61   |
| 46 | West PD            | 37      | 49      | 9        | 1    | 100        | 1261 | 31.53   |
| 47 | Kling MP           | 52      | 68      | 7        | -    | 80         | 1243 | 20.38   |
| 48 | Shaw RF            | 42      | 46      | 1        | 2    | 113*       | 1195 | 26.56   |
| 49 | Hodge VR           | -       | 60      | 7        | -    | 109*       | 1162 | 21.92   |
| 50 | Cramb PL           | 42      | 65      | 6        | -    | 77         | 1153 | 19.54   |
| 51 | Nash TH            | 103     | 109     | 17       | -    | 79*        | 1149 | 12.49   |
| 52 | Toshack GW         | 24      | 31      | 1        | -    | 139        | 1143 | 38.10   |
| 53 | Wing MJ            | 42      | 58      | 7        | 1    | 119        | 1138 | 22.31   |
| 54 | Nicol MJ           | 30      | 41      | 3        | 3    | 128*       | 1122 | 29.53   |
| 55 | Lynch AJ           | -       | 107     | 6        | -    | 55         | 1115 | 11.04   |
| 56 | Robins G           | 42      | 46      | 6        | -    | 131*       | 1097 | 27.43   |
| 57 | Waddell DR         | 56      | 69      | 5        | -    | 95         | 1075 | 16.80   |
| 58 | Harvey KLM         | 24      | 30      | 3        | 1    | 124        | 1041 | 38.56   |
| 59 | Lane CS            | 34      | 38      | 6        | -    | 122        | 1028 | 32.13   |
| 60 | Scott TC           | 36      | 50      | 1        | -    | 109        | 1015 | 20.71   |
| 61 | Morgan BA          | 30      | 36      | 1        | 2    | 166        | 1012 | 28.91   |
| 62 | Clegg EJ           | -       | 73      | 4        | -    | 134*       | 1007 | 14.59   |
| 63 | Vinson CT          | -       | 26      | 2        | -    | 130        | 1000 | 41.67   |

## SECOND GRADE BOWLING - 100 WICKETS

|    | Player       | Matches | Overs | Maidens | Runs | Wickets | Average |
|----|--------------|---------|-------|---------|------|---------|---------|
| 1  | Anderson RAJ | 142     | 2630  | 708     | 6927 | 346     | 20.02   |
| 2  | Nash TH      | 103     | 1372  | 245     | 3950 | 271     | 14.58   |
| 3  | Perrett RG   | 105     | 1839  | 460     | 5103 | 257     | 19.86   |
| 4  | Jeh MPW      | 123     | 2051  | 584     | 5262 | 235     | 22.39   |
| 5  | Gray VR      | -       | 1119  | 160     | 3733 | 233     | 16.02   |
| 6  | Nolan WE     | 118     | 1008  | 130     | 3553 | 205     | 17.33   |
| 7  | Moore GK     | 77      | 1082  | 190     | 3415 | 203     | 16.82   |
| 8  | Corrigan JT  | -       | 639   | -       | 1831 | 200     | 9.16    |
| 9  | Hill WB      | -       | 739   | -       | 1893 | 170     | 11.14   |
|    | Short FA     | -       | 638   | 70      | 2608 | 170     | 15.34   |
| 11 | Forbes AR    | 126     | 1382  | 263     | 4681 | 168     | 27.86   |
| 12 | Badenhorst J | 82      | 1079  | 218     | 3150 | 160     | 19.69   |
| 13 | Clegg EJ     | -       | 540   | 56      | 2122 | 159     | 13.35   |
| 14 | Iszlaub WC   | 73      | 1395  | 270     | 4462 | 158     | 28.24   |
| 15 | Vidler FA    | 82      | 677   | 95      | 2444 | 157     | 15.57   |
| 16 | Leggat CR    | 78      | 997   | 154     | 3540 | 152     | 23.29   |
| 17 | Hoy C        | 85      | 536   | 75      | 1885 | 132     | 14.28   |
| 18 | McMahon NT   | 47      | 486   | 62      | 1693 | 126     | 13.44   |
| 19 | Logan KJ     | 100     | 720   | 120     | 2359 | 124     | 19.02   |
| 20 | Lane CS      | 34      | 530   | 125     | 1460 | 119     | 12.27   |
| 21 | Janes ST     | 49      | 950   | 223     | 2831 | 116     | 24.41   |
|    | Towner RV    | 40      | 588   | 83      | 2083 | 116     | 17.96   |
| 23 | Kabel SS     | 58      | 827   | 221     | 2107 | 110     | 19.15   |
| 24 | Lanagan CJ   | 31      | 707   | 177     | 1839 | 108     | 17.03   |
| 25 | Dellit JG    | 57      | 890   | 263     | 2417 | 107     | 22.59   |
| 26 | Farrell COM  | 61      | 906   | 223     | 2375 | 105     | 22.62   |
| 27 | Hendy A      | -       | 391   | -       | 1135 | 101     | 11.24   |

## SECOND GRADE FIELDING - 50 DISMISSALS

|    | Player             | Matches | Catches | Stumpings | Total |
|----|--------------------|---------|---------|-----------|-------|
| 1  | Marrinan BC        | 117     | 91      | 6         | 97    |
| 2  | Baines TGM         | 70      | 90      | 6         | 96    |
|    | Chapman WG         | 93      | 86      | 10        | 96    |
| 4  | Irving PJ          | 34      | 84      | 10        | 94    |
| 5  | Lockhart-Krause AA | 52      | 84      | 9         | 93    |
| 6  | Waddell DR         | 56      | 65      | 9         | 74    |
| 7  | Brown GC           | 141     | 71      | 1         | 72    |
| 8  | Mitchell TR        | 38      | 60      | 10        | 70    |
| 9  | Dudgeon AK         | 119     | 69      | -         | 69    |
|    | Moore AD           | 33      | 67      | 2         | 69    |
| 11 | McLachlan DP       | 34      | 63      | 3         | 66    |
| 12 | Jeh MPW            | 123     | 63      | -         | 63    |
| 13 | Forbes AR          | 126     | 55      | -         | 55    |
| 14 | Anderson RAJ       | 142     | 52      | -         | 52    |
|    | Power GN           | 28      | 49      | 3         | 52    |
| 16 | Thorne UD          | 21      | 42      | 9         | 51    |
| 17 | Brown AJ           | 123     | 50      | -         | 50    |

## THIRD GRADE FIELDING - 50 DISMISSALS

|    | Player      | Matches | Catches | Stumpings | Total |
|----|-------------|---------|---------|-----------|-------|
| 1  | Mitchell TR | 69      | 96      | 16        | 112   |
| 2  | Cowles RA   | 86      | 102     | 8         | 110   |
| 3  | Khan DM     | 175     | 101     | -         | 101   |
| 4  | Harten JL   | 87      | 89      | 3         | 92    |
| 5  | Manteit SL  | 56      | 83      | 8         | 91    |
| 6  | Brown GC    | 133     | 86      | -         | 86    |
| 7  | Chapman WG  | 113     | 82      | 3         | 85    |
| 8  | Mitchell GW | 121     | 81      | 1         | 82    |
| 9  | Marrinan A  | 32      | 63      | 8         | 71    |
| 10 | Jones LS    | 170     | 57      | 3         | 60    |
| 11 | Imrie A     | 43      | 55      | 4         | 59    |
| 12 | Lees M      | 32      | 47      | 9         | 56    |
| 14 | Lawler SA   | 119     | 54      | -         | 54    |
|    | Shaw RF     | 51      | 53      | 1         | 54    |
| 16 | Hughes J    | 22      | 47      | 3         | 50    |

### THIRD GRADE BATTING – 1000 RUNS

|    | Player       | Matches | Innings | Not Outs | 100s | Best Score | Runs | Average |
|----|--------------|---------|---------|----------|------|------------|------|---------|
| 1  | Brown GC     | 133     | 151     | 8        | 8    | 164        | 5138 | 35.93   |
| 2  | Khan DM      | 175     | 180     | 22       | 5    | 142        | 4625 | 29.27   |
| 3  | Chapman WG   | 113     | 135     | 17       | 5    | 207*       | 3962 | 33.58   |
| 4  | Jones LS     | 170     | 266     | 11       | -    | 73*        | 3842 | 15.07   |
| 5  | Mitchell GW  | 121     | 138     | 13       | 1    | 113*       | 2608 | 20.86   |
| 6  | Jennings BR  | 76      | 86      | 13       | 4    | 151*       | 2384 | 32.66   |
| 7  | Weir MJ      | 69      | 94      | 11       | -    | 112*       | 2052 | 24.72   |
| 8  | Thomas VF    | -       | 92      | 5        | -    | 116*       | 2025 | 23.28   |
| 9  | Brown AJ     | 69      | 78      | 6        | -    | 122        | 1926 | 26.75   |
| 10 | Harten JL    | 87      | 119     | 7        | -    | 90         | 1908 | 17.04   |
| 11 | Shaw RF      | 51      | 61      | 6        | 2    | 180        | 1837 | 33.40   |
| 12 | Grummitt SD  | 72      | 63      | 12       | 4    | 147        | 1823 | 35.75   |
| 13 | Martin SA    | 31      | 38      | 5        | 2    | 133        | 1592 | 48.24   |
| 14 | Hickey DK    | 78      | 82      | 15       | -    | 100        | 1550 | 23.13   |
| 15 | Noon IA      | 78      | 108     | 12       | -    | 73         | 1546 | 16.10   |
| 16 | Jeh MPW      | 89      | 92      | 19       | 1    | 100        | 1494 | 20.47   |
| 17 | Nolan WE     | 69      | 96      | 11       | -    | 92         | 1467 | 17.26   |
| 18 | Hoy C        | 74      | 101     | 24       | -    | 69         | 1440 | 18.70   |
| 19 | Lawler SA    | 119     | 107     | 27       | -    | 79         | 1359 | 16.99   |
| 20 | Stoddart JM  | 62      | 78      | 11       | -    | 68         | 1336 | 19.94   |
| 21 | Mitchell TR  | 69      | 78      | 10       | -    | 75         | 1333 | 19.60   |
| 22 | Jeha JR      | 55      | 54      | 8        | 1    | 103*       | 1320 | 28.70   |
| 23 | Dudgeon AK   | 32      | 34      | 3        | 4    | 136        | 1315 | 42.42   |
| 24 | Dawes LA     | 53      | 56      | 6        | 2    | 119        | 1286 | 25.72   |
| 25 | Scott TC     | 42      | 50      | 4        | -    | 99         | 1250 | 27.17   |
| 26 | Tacey ASM    | 38      | 46      | 4        | -    | 126*       | 1226 | 29.19   |
| 27 | Law MJ       | 54      | 69      | 6        | 1    | 103        | 1225 | 19.44   |
| 28 | Easton KJ    | 70      | 84      | 17       | -    | 58         | 1203 | 17.96   |
| 29 | Holmberg MKW | 46      | 47      | 3        | 1    | 109        | 1128 | 25.64   |
| 30 | Marrinan BC  | 28      | 37      | 4        | -    | 112        | 1127 | 34.15   |
|    | Proudlove CA | 63      | 59      | 7        | -    | 87         | 1127 | 21.67   |
| 32 | Graham DJ    | 51      | 69      | 8        | -    | 79*        | 1099 | 18.02   |
| 33 | Meredith S   | 28      | 35      | 5        | -    | 133        | 1076 | 35.87   |
| 34 | Muspratt SR  | 41      | 52      | 12       | -    | 81*        | 1069 | 26.73   |
| 35 | Landry AV    | -       | 38      | 4        | -    | 113        | 1068 | 31.41   |
| 36 | Martin GF    | 41      | 55      | 4        | -    | 67*        | 1067 | 20.92   |
| 37 | Donker BRJA  | 52      | 61      | 4        | 1    | 102        | 1058 | 18.56   |
| 38 | Bramley W    | 40      | 48      | 7        | -    | 116        | 1057 | 25.78   |
| 39 | Bant TR      | 28      | 37      | 4        | -    | 104*       | 1033 | 31.30   |
| 40 | Murphy DG    | 40      | 59      | 2        | -    | 85         | 1026 | 18.00   |
| 41 | Leggat CR    | 59      | 70      | 8        | -    | 103*       | 1020 | 16.45   |
| 42 | Waters G     | 31      | 40      | 2        | -    | 126        | 1009 | 26.55   |
| 43 | Dodson TL    | 31      | 33      | 7        | -    | 179*       | 1005 | 38.65   |

### THIRD GRADE BOWLING - 100 WICKETS

|    | Player        | Matches | Overs  | Maidens | Runs | Wickets | Average |
|----|---------------|---------|--------|---------|------|---------|---------|
| 1  | Jones LS      | 170     | 1336   | 120     | 5210 | 369     | 14.12   |
| 2  | Langdon D     | 66      | 971    | 181     | 3020 | 228     | 13.25   |
| 3  | Lawler SA     | 119     | 1400   | 242     | 4596 | 176     | 26.11   |
| 4  | Jeh MPW       | 89      | 1359.5 | 404     | 3433 | 172     | 19.96   |
| 5  | Baldwin GE    | 78      | 575    | 37      | 2436 | 161     | 15.13   |
| 6  | Nolan WE      | 69      | 666    | 86      | 2537 | 149     | 17.03   |
| 7  | Barnard S     | 54      | 1030   | 196     | 3223 | 143     | 22.54   |
| 8  | Blazak G      | 49      | 619    | 116     | 1940 | 140     | 13.86   |
| 9  | Cramb TM      | 74      | 739.5  | 86      | 2925 | 139     | 21.04   |
| 10 | Hutton CP     | 51      | 760.4  | 183     | 2086 | 131     | 15.92   |
| 11 | Hickey DK     | 78      | 923    | 272     | 2345 | 127     | 18.46   |
| 12 | Thomas VF     | -       | 423    | 40      | 1807 | 121     | 14.93   |
| 13 | Stubblings MT | 64      | 662.4  | 149     | 2101 | 118     | 17.81   |
| 14 | Janes ST      | 45      | 893    | 287     | 2178 | 115     | 18.94   |
| 16 | Proudlove CA  | 63      | 704.1  | 150     | 2026 | 111     | 18.25   |
|    | Leggat CR     | 59      | 478    | 78      | 1588 | 111     | 14.31   |
| 18 | Petrie AC     | 37      | 434    | 62      | 1583 | 100     | 15.83   |

## FOURTH GRADE BATTING - 1000 RUNS

|    | Player        | Matches | Innings | Not Outs | 100s | Best Score | Runs | Average |
|----|---------------|---------|---------|----------|------|------------|------|---------|
| 1  | Dudgeon ML    | 134     | 171     | 11       | -    | 93         | 4287 | 26.79   |
| 2  | Stoddart JM   | 151     | 176     | 24       | 1    | 108*       | 4035 | 26.55   |
| 3  | Dawes LA      | 81      | 91      | 12       | 4    | 146*       | 3105 | 39.30   |
| 4  | Boyd BJ       | 69      | 82      | 12       | 5    | 142        | 2596 | 37.09   |
| 5  | Blackman MT   | 75      | 83      | 11       | 1    | 101        | 2189 | 30.40   |
| 6  | Board IM      | 86      | 117     | 15       | -    | 89         | 2083 | 20.42   |
| 7  | Halpin PG     | 76      | 100     | 8        | -    | 130        | 2072 | 22.52   |
| 8  | Donker BRJA   | 105     | 103     | 13       | 3    | 138        | 2059 | 22.88   |
| 9  | Kimball TA    | 82      | 105     | 7        | -    | 82*        | 2027 | 20.68   |
| 10 | Irwin BJ      | 77      | 88      | 2        | -    | 102*       | 2007 | 23.34   |
| 11 | Scott JS      | 81      | 125     | 14       | -    | 83         | 1918 | 17.28   |
| 12 | Law MJ        | 77      | 109     | 10       | -    | 95         | 1896 | 19.15   |
| 13 | Jones MT      | 109     | 104     | 25       | -    | 94         | 1836 | 23.24   |
| 14 | Toye D        | 53      | 70      | 7        | 6    | 160*       | 1832 | 29.08   |
| 15 | Hegerty K     | 90      | 117     | 18       | -    | 95         | 1785 | 18.03   |
| 16 | Sherman PD    | 62      | 76      | 8        | -    | 150        | 1646 | 24.21   |
| 17 | Reeves DW     | 55      | 63      | 11       | 1    | 135        | 1597 | 30.71   |
| 18 | Chapman WG    | 56      | 60      | 13       | 1    | 106        | 1563 | 33.26   |
| 19 | Hutley LB     | 77      | 83      | 17       | -    | 98         | 1525 | 23.11   |
| 20 | Anderson AR   | 42      | 57      | 6        | -    | 111        | 1452 | 28.47   |
| 21 | Jeha JR       | 56      | 66      | 11       | 1    | 140*       | 1426 | 25.93   |
| 22 | Jennings G    | 44      | 56      | 8        | 2    | 156        | 1362 | 28.38   |
| 23 | Toon SA       | 59      | 69      | 8        | -    | 86         | 1328 | 21.77   |
| 24 | Thompson AWC  | 40      | 41      | 3        | 1    | 116        | 1323 | 34.82   |
| 25 | Hoy C         | 86      | 99      | 18       | -    | 71         | 1310 | 16.17   |
| 26 | Nicholson PJE | 35      | 39      | 3        | -    | 129*       | 1176 | 32.67   |
| 27 | Skirving DS   | 60      | 64      | 11       | -    | 111        | 1124 | 21.21   |
| 28 | Baldwin GE    | 48      | 77      | 2        | -    | 53         | 1110 | 14.80   |
| 29 | Ryall NJ      | 42      | 43      | 3        | 1    | 100        | 1091 | 27.28   |
| 30 | Leggat CR     | 56      | 65      | 6        | -    | 87         | 1080 | 18.31   |
| 31 | Shinnick ML   | 59      | 67      | 5        | -    | 99         | 1077 | 17.37   |
| 32 | Khan DM       | 42      | 43      | 3        | 1    | 126        | 1061 | 26.53   |
| 33 | Holmberg MKW  | 25      | 34      | 4        | 3    | 158        | 1052 | 35.07   |
| 34 | Gavril M      | 28      | 42      | 6        | 1    | 101        | 1050 | 29.17   |
| 35 | Nikolovski L  | 38      | 47      | 4        | -    | 93         | 1044 | 24.28   |
| 36 | Kempnich CF   | 146     | 132     | 41       | -    | 56*        | 1043 | 11.46   |
| 37 | Harten JL     | 39      | 58      | 4        | -    | 82         | 1009 | 18.69   |

## FOURTH GRADE BOWLING - 100 WICKETS

|    | Player         | Matches | Overs | Maidens | Runs | Wickets | Average |
|----|----------------|---------|-------|---------|------|---------|---------|
| 1  | Kempnich CF    | 146     | 1808  | 487     | 4651 | 277     | 16.79   |
| 2  | Hoare EL       | 57      | 842   | 143     | 2720 | 223     | 12.20   |
| 3  | Tucker MG      | 81      | 1163  | 302     | 2906 | 216     | 13.45   |
| 4  | Hegerty K      | 90      | 715   | 121     | 2598 | 161     | 16.14   |
| 5  | Barlow SW      | 36      | 783   | 199     | 2038 | 138     | 14.77   |
| 6  | Boyd BJ        | 69      | 687.1 | 159     | 1791 | 136     | 13.17   |
| 7  | Irwin MB       | 68      | 839   | 202     | 2226 | 124     | 17.95   |
|    | Rogers KR      | 69      | 818   | 153     | 2302 | 124     | 18.56   |
| 9  | Perrett RG     | 45      | 796   | 207     | 2033 | 115     | 17.68   |
| 10 | Leggat CR      | 56      | 536   | 103     | 1603 | 114     | 14.06   |
| 11 | Nolan WE       | 42      | 450   | 51      | 1734 | 107     | 16.21   |
|    | Fitzpatrick GN | 66      | 429   | 71      | 1381 | 107     | 12.91   |
|    | Duncan AL      | 25      | 332   | 75      | 927  | 107     | 8.66    |
| 14 | Francke FM     | 33      | 656   | 158     | 1631 | 105     | 15.53   |
|    | Skirving DS    | 60      | 635   | 137     | 1786 | 105     | 17.01   |
| 16 | Blackman MT    | 75      | 603.1 | 120     | 1609 | 104     | 15.47   |
|    | Baldwin GE     | 48      | 339   | 24      | 1598 | 104     | 15.37   |
| 18 | Oberthur FJ    | 47      | 336   | 24      | 1462 | 103     | 14.19   |
| 20 | Petrie AC      | 19      | 296   | 37      | 1144 | 102     | 11.22   |
|    | Squire R       | 32      | 401   | 84      | 1160 | 102     | 11.37   |
| 21 | Crispe G       | 14      | 204   | 49      | 888  | 100     | 8.88    |

## FOURTH GRADE FIELDING - 50 DISMISSALS

|    | Player      | Matches | Catches | Stumpings | Total |
|----|-------------|---------|---------|-----------|-------|
| 1  | Jones MT    | 109     | 150     | 26        | 176   |
| 2  | Dudgeon ML  | 134     | 119     | -         | 119   |
| 3  | Cowles RA   | 65      | 80      | 29        | 109   |
| 4  | Crouch PN   | 56      | 88      | 5         | 93    |
| 5  | Donker BRJA | 105     | 79      | -         | 79    |
| 6  | Shinnick ML | 59      | 72      | 5         | 77    |
| 7  | Stoddart JM | 151     | 73      | -         | 73    |
| 8  | Vallely IC  | 38      | 63      | 8         | 71    |
| 9  | Dawes LA    | 81      | 57      | -         | 57    |
|    | Hegerty K   | 90      | 57      | -         | 57    |
|    | Rogers KR   | 69      | 57      | -         | 57    |
| 12 | Scott JS    | 81      | 41      | 11        | 52    |
| 13 | Kempnich CF | 146     | 51      | -         | 51    |



## FIFTH GRADE BATTING - 1000 RUNS

|    | Player       | Matches | Innings | Not Outs | 100s | Best Score | Runs | Average |
|----|--------------|---------|---------|----------|------|------------|------|---------|
| 1  | Irwin BJ     | 115     | 155     | 9        | -    | 178        | 4555 | 31.20   |
| 2  | Kay RP       | 83      | 96      | 4        | -    | 126        | 2704 | 29.39   |
| 3  | Rogers KR    | 98      | 107     | 22       | -    | 139        | 2613 | 30.74   |
| 4  | McFadden MG  | 119     | 133     | 17       | 3    | 155        | 2607 | 22.47   |
| 5  | Toon SA      | 71      | 82      | 8        | 2    | 129        | 2261 | 30.55   |
| 6  | Hamburger WR | 57      | 67      | 13       | 4    | 138*       | 1958 | 36.26   |
| 7  | Irwin MB     | 74      | 76      | 8        | 3    | 127        | 1921 | 28.25   |
| 8  | Blackman MT  | 62      | 65      | 11       | 3    | 141*       | 1781 | 32.98   |
| 9  | Skinner CM   | 93      | 95      | 5        | 1    | 113        | 1733 | 19.26   |
| 10 | Martin GF    | 70      | 87      | 11       | -    | 116        | 1640 | 21.58   |
| 11 | Carroll BJ   | 104     | 95      | 27       | -    | 96         | 1466 | 21.56   |
| 12 | Voll J       | 108     | 103     | 19       | 1    | 146        | 1460 | 17.38   |
| 13 | Dawes LA     | 35      | 42      | 7        | 2    | 123        | 1378 | 39.37   |
| 14 | Jennings G   | 33      | 41      | 6        | 4    | 228*       | 1362 | 38.91   |
| 15 | Rankine SE   | 51      | 60      | 9        | -    | 112        | 1271 | 24.92   |
| 16 | O'Connor JD  | 45      | 52      | 3        | 1    | 100        | 1194 | 24.37   |
| 17 | Kempnich CF  | 76      | 87      | 13       | -    | 89         | 1146 | 15.49   |
| 18 | Millard NJ   | 43      | 48      | 12       | 1    | 132*       | 1123 | 31.19   |
| 19 | Sherman PD   | 34      | 40      | 9        | -    | 113        | 1096 | 35.35   |
| 20 | Robinson JE  | 53      | 61      | 2        | 1    | 120        | 1015 | 17.20   |
| 21 | Saw BA       | 38      | 44      | 3        | 1    | 102        | 1015 | 24.76   |

## FIFTH GRADE BOWLING - 100 WICKETS

|   | Player      | Matches | Overs  | Maidens | Runs | Wickets | Average |
|---|-------------|---------|--------|---------|------|---------|---------|
| 1 | Carroll BJ  | 104     | 1457   | 301     | 4467 | 220     | 20.3    |
| 2 | Voll J      | 108     | 1138.2 | 254     | 3028 | 200     | 15.14   |
| 3 | Kempnich CF | 76      | 1020.5 | 263     | 2741 | 185     | 14.82   |
|   | Rogers KR   | 98      | 1035   | 242     | 2723 | 185     | 14.72   |
| 5 | Irwin MB    | 74      | 1135   | 345     | 2560 | 161     | 15.9    |
| 6 | Blackman MT | 62      | 710.4  | 196     | 1735 | 132     | 13.14   |
| 7 | Warner LR   | 63      | 734    | 125     | 2502 | 114     | 21.95   |
| 8 | Martin GF   | 70      | 694    | 148     | 2031 | 113     | 17.97   |

## FIFTH GRADE FIELDING - 50 DISMISSALS

|    | Player      | Matches | Catches | Stumpings | Total |
|----|-------------|---------|---------|-----------|-------|
| 1  | Kay RP      | 83      | 82      | 20        | 102   |
| 2  | Shinnick ML | 56      | 83      | 5         | 88    |
| 3  | Rogers KR   | 98      | 84      | -         | 84    |
| 4  | Skinner CM  | 93      | 63      | 2         | 65    |
| 5  | McFadden MG | 119     | 63      | -         | 63    |
| 6  | Hanrahan PJ | 43      | 56      | 6         | 62    |
| 7  | Valley IC   | 49      | 54      | 6         | 60    |
| 8  | Irwin BJ    | 115     | 57      | -         | 57    |
| 9  | Tuite KG    | 101     | 54      | -         | 54    |
| 10 | Carroll BJ  | 104     | 53      | -         | 53    |
| 11 | Crouch PN   | 20      | 47      | 4         | 51    |

## SIXTH GRADE BATTING - 1000 RUNS

|    | Player        | Matches | Innings | Not Outs | 100s | Best Score | Runs | Average |
|----|---------------|---------|---------|----------|------|------------|------|---------|
| 1  | Shinnick ML   | 164     | 159     | 18       | 4    | 137        | 4189 | 29.71   |
| 2  | Dudgeon ML    | 73      | 83      | 5        | 2    | 168        | 2300 | 29.49   |
| 3  | Blackman MT   | 43      | 46      | 6        | 2    | 234*       | 1588 | 39.70   |
| 4  | McFadden MG   | 85      | 91      | 11       | 1    | 108        | 1556 | 19.45   |
| 5  | Hicks JJ      | 53      | 51      | 4        | 1    | 137        | 1451 | 30.87   |
| 6  | Friend MA     | 61      | 69      | 3        | -    | 83         | 1248 | 18.91   |
| 7  | Badenhorst B  | 82      | 83      | 10       | 1    | 104*       | 1235 | 16.92   |
| 8  | Pendergast BA | 66      | 65      | 7        | -    | 69         | 1193 | 20.57   |
| 9  | Watkinson AJ  | 44      | 46      | 3        | 2    | 153        | 1126 | 26.19   |
| 10 | O'Connor JD   | 33      | 42      | 2        | 1    | 103        | 1069 | 26.73   |
| 11 | Brown GC      | 34      | 40      | 1        | 4    | 109        | 1068 | 27.38   |

## SIXTH GRADE BOWLING - 100 WICKETS

|   | Player      | Matches | Overs | Maidens | Runs | Wickets | Average |
|---|-------------|---------|-------|---------|------|---------|---------|
| 1 | Kempnich CF | 184     | 2021  | 611     | 4558 | 370     | 12.32   |
| 2 | Wilson BT   | 72      | 844   | 188     | 2369 | 183     | 12.95   |
| 3 | Irwin MB    | 53      | 698   | 187     | 1732 | 114     | 15.19   |
| 4 | Stinson BJ  | 42      | 547   | 162     | 1407 | 106     | 13.27   |

## SIXTH GRADE FIELDING - 50 DISMISSALS

|   | Player       | Matches | Catches | Stumpings | Total |
|---|--------------|---------|---------|-----------|-------|
| 1 | Shinnick ML  | 164     | 126     | 31        | 157   |
| 2 | Bowe JK      | 60      | 68      | 2         | 70    |
| 3 | Kempnich CF  | 184     | 69      | -         | 69    |
| 4 | Watkinson AJ | 44      | 46      | 7         | 53    |
| 5 | Hicks ST     | 28      | 38      | 12        | 50    |

## SUB DISTRICTS / WAREHOUSE BATTING - 1000 RUNS

|    | Player        | Matches | Innings | Not Outs | 100s | Best Score | Runs | Average |
|----|---------------|---------|---------|----------|------|------------|------|---------|
| 1  | Lynch PF      | 248     | 288     | 28       | -    | 92         | 4970 | 19.12   |
| 2  | Dewar IB      | 97      | 122     | 20       | 2    | 128*       | 3654 | 35.82   |
| 3  | Hamburger WR  | 101     | 120     | 19       | 3    | 151        | 2999 | 29.69   |
| 4  | Dawes LA      | 132     | 168     | 24       | 1    | 101*       | 2931 | 20.35   |
| 5  | Irwin MB      | 249     | 232     | 46       | -    | 72*        | 2702 | 14.53   |
| 6  | Farley SD     | 110     | 127     | 16       | 1    | 128        | 2453 | 22.10   |
| 7  | Kent PD       | 119     | 160     | 23       | -    | 126*       | 2324 | 16.96   |
| 8  | Sheehan CJ    | 85      | 119     | 18       | 1    | 145        | 2223 | 22.01   |
| 9  | Coolwell AA   | 73      | 94      | 9        | 3    | 111*       | 2155 | 25.35   |
| 10 | Horgan AR     | 56      | 63      | 8        | 3    | 110*       | 1838 | 33.42   |
| 11 | Bowe JK       | 52      | 69      | 7        | 1    | 182*       | 1829 | 29.50   |
| 12 | Baldwin CS    | 75      | 82      | 13       | -    | 99         | 1759 | 25.49   |
| 13 | Moorhouse DW  | 175     | 206     | 28       | -    | 77         | 1608 | 9.03    |
| 14 | Horgan PM     | 42      | 42      | 10       | 2    | 120*       | 1466 | 45.81   |
| 15 | Tuite KG      | 206     | 201     | 45       | -    | 50         | 1402 | 8.99    |
| 16 | Currie GM     | 90      | 116     | 13       | -    | 77*        | 1369 | 13.29   |
| 17 | Musumeci R    | 75      | 100     | 10       | -    | 81         | 1334 | 14.82   |
| 18 | Jones RH      | 167     | 172     | 20       | -    | 55         | 1314 | 8.64    |
| 19 | Boyd JE       | 102     | 113     | 14       | -    | 63*        | 1301 | 13.14   |
| 20 | Mackie DJ     | 161     | 141     | 29       | -    | 62*        | 1212 | 10.82   |
| 21 | Voll J        | 102     | 106     | 16       | -    | 67*        | 1183 | 13.14   |
| 22 | Rainbow BW    | 60      | 80      | 5        | -    | 77         | 1144 | 15.25   |
| 23 | French SJ     | 103     | 112     | 24       | -    | 54*        | 1101 | 12.51   |
| 24 | Carlson GJ    | 70      | 71      | 11       | -    | 88*        | 1096 | 18.27   |
| 25 | Harvey ML     | 48      | 60      | 3        | -    | 150*       | 1020 | 17.89   |
| 26 | Pendergast ZT | 55      | 62      | 5        | -    | 77         | 1005 | 17.63   |

## SUB DISTRICTS / WAREHOUSE BOWLING - 100 WICKETS

|    | Player       | Matches | Overs | Maidens | Runs | Wickets | Average |
|----|--------------|---------|-------|---------|------|---------|---------|
| 1  | Mackie DJ    | 161     | 2107  | 515     | 5390 | 505     | 10.67   |
| 2  | McKay KIR    | 273     | 1569  | 150     | 7422 | 349     | 21.27   |
| 3  | Alexander JP | 102     | 1123  | 226     | 3485 | 290     | 12.02   |
| 4  | Farley SD    | 110     | 1341  | 355     | 3777 | 280     | 13.49   |
| 5  | Tuite KG     | 206     | 1072  | 250     | 3250 | 240     | 13.54   |
| 6  | Dewar IB     | 97      | 1203  | 342     | 2793 | 238     | 11.74   |
| 7  | Carlson GJ   | 70      | 629   | 221     | 1306 | 193     | 6.77    |
| 8  | Irwin MB     | 249     | 863   | 164     | 2709 | 185     | 14.64   |
| 9  | Voll J       | 102     | 769   | 175     | 2234 | 171     | 13.06   |
| 10 | Jones RH     | 167     | 656   | 122     | 2096 | 139     | 15.08   |
| 11 | Horgan AR    | 56      | 511   | 127     | 1333 | 120     | 11.11   |
| 12 | Hickey DK    | 29      | 423   | 170     | 792  | 103     | 7.69    |
| 13 | Stout PD     | 42      | 410   | 75      | 1267 | 100     | 12.67   |

## SUB DISTRICTS / WAREHOUSE FIELDING - 50 DISMISSALS

|    | Player       | Matches | Catches | Stumpings | Total |
|----|--------------|---------|---------|-----------|-------|
| 1  | Kent PD      | 119     | 106     | 36        | 142   |
| 2  | Lynch PF     | 248     | 120     | -         | 120   |
| 3  | Tuite KG     | 206     | 116     | -         | 116   |
| 4  | Tuite KT     | 107     | 96      | 18        | 114   |
| 5  | Irwin MB     | 249     | 112     | -         | 112   |
| 6  | Hamburger WR | 101     | 96      | 6         | 102   |
| 7  | Rainbow BW   | 60      | 56      | 19        | 75    |
| 8  | Moorhouse DW | 175     | 70      | -         | 70    |
| 9  | Mackie DJ    | 161     | 67      | -         | 67    |
| 10 | Boyd JE      | 102     | 65      | 1         | 66    |
| 11 | Graham RB    | 44      | 53      | 11        | 64    |
| 12 | McKay KIR    | 273     | 62      | -         | 62    |
| 13 | Sheehan CJ   | 85      | 60      | 1         | 61    |
| 14 | Dawes LA     | 132     | 58      | -         | 58    |
| 15 | Dewar IB     | 97      | 57      | -         | 57    |
| 16 | Alexander JP | 102     | 56      | -         | 56    |
| 17 | Farley SD    | 110     | 51      | -         | 51    |

## OVER 40's GRADE BATTING - 300 RUNS

|    | Player      | Matches | Innings | Not Outs | 100s | Best Score | Runs | Average |
|----|-------------|---------|---------|----------|------|------------|------|---------|
| 1  | Stoddart JM | 68      | 67      | 8        | -    | 81         | 1342 | 22.75   |
| 2  | Sherman PD  | 54      | 54      | 6        | -    | 74         | 1194 | 24.88   |
| 3  | Khan DM     | 18      | 18      | 6        | -    | 64*        | 569  | 47.42   |
| 4  | Dawes LA    | 20      | 20      | 1        | -    | 52         | 537  | 28.26   |
| 5  | Chapman WG  | 34      | 34      | 8        | -    | 68         | 523  | 20.12   |
| 6  | Marrinan BC | 19      | 18      | -        | -    | 62         | 423  | 23.50   |
| 7  | Janes ST    | 44      | 37      | 13       | -    | 73*        | 386  | 16.08   |
| 8  | Coolwell AA | 17      | 15      | 5        | -    | 47         | 366  | 36.60   |
| 9  | Gulliver MA | 25      | 22      | 3        | -    | 55*        | 348  | 18.32   |
| 10 | Farley SD   | 28      | 22      | 3        | -    | 41         | 345  | 18.16   |

## OVER 40's GRADE BOWLING - 20 WICKETS

|   | Player       | Matches | Overs | Maidens | Runs | Wickets | Average |
|---|--------------|---------|-------|---------|------|---------|---------|
| 1 | Janes ST     | 44      | 196.4 | 24      | 910  | 47      | 19.36   |
| 2 | Gode SJ      | 30      | 147.1 | 7       | 711  | 43      | 16.53   |
| 3 | Frame MF     | 36      | 187.5 | 14      | 883  | 38      | 23.24   |
| 4 | Sherman PD   | 54      | 128.2 | 4       | 607  | 35      | 17.34   |
| 5 | Crawford RJM | 27      | 117.1 | 5       | 664  | 34      | 19.53   |
| 6 | Farley SD    | 28      | 139   | 21      | 501  | 30      | 16.70   |
| 7 | Dascombe B   | 24      | 126.4 | 11      | 611  | 24      | 25.46   |
| 8 | Gulliver MA  | 25      | 86.2  | 5       | 431  | 20      | 21.55   |
|   | Coolwell AA  | 17      | 103.5 | 9       | 432  | 20      | 21.60   |
|   | Towner R     | 22      | 130   | 23      | 538  | 20      | 26.90   |

## OVER 40's GRADE FIELDING - 10 DISMISSALS

|   | Player      | Matches | Catches | Stumpings | Total |
|---|-------------|---------|---------|-----------|-------|
| 1 | Spence P    | 52      | 28      | 4         | 32    |
| 2 | Horswill MG | 25      | 14      | 6         | 20    |
| 3 | Sherman PD  | 54      | 18      | -         | 18    |
| 4 | Stoddart JM | 68      | 18      | -         | 18    |
| 5 | Cowles RA   | 30      | 9       | 5         | 14    |
| 6 | Janes ST    | 44      | 12      | -         | 12    |
| 7 | Chapman WG  | 34      | 10      | 1         | 11    |
|   | Coolwell AA | 17      | 11      | -         | 11    |
|   | Frame MF    | 36      | 11      | -         | 11    |

## UNDER 19 GRADE BATTING - 500 RUNS

|   | Player    | Era     | Matches | Innings | Not Outs | 100s | Best Score | Runs | Average | Cat/St |
|---|-----------|---------|---------|---------|----------|------|------------|------|---------|--------|
| 1 | SG Law    | 1984-88 | 15      | 17      | 5        | 4    | 202        | 1129 | 94.08   | 10     |
| 2 | GI Foley  | 1983-87 | 21      | 23      | 5        | 2    | 156        | 909  | 50.50   | 7      |
| 3 | ML Hayden | 1988-91 | 14      | 14      | 2        | 4    | 130        | 736  | 61.33   | 14     |
| 4 | DW Reeves | 1990-93 | 11      | 11      | 2        | 1    | 119        | 631  | 70.11   | 4      |
| 5 | MJ Nicol  | 2004-08 | 10      | 10      | 2        | 3    | 115*       | 614  | 76.75   | 4      |
| 6 | GC Brown  | 1982-85 | 18      | 18      | 0        | 1    | 153        | 580  | 32.22   | 12/1   |

## UNDER 19 GRADE BOWLING - 25 WICKETS

|   | Player        | Era     | Matches | Overs | Maidens | Runs | Wickets | Average | Cat/St |
|---|---------------|---------|---------|-------|---------|------|---------|---------|--------|
| 1 | JE Bourke     | 1969-73 | 26      | 299   | 58      | 872  | 101     | 8.63    | 9      |
| 2 | J Waldron     | 1983-87 | 17      | 278   | 70      | 774  | 36      | 21.50   | 4      |
| 3 | ID Williamson | 1984-88 | 15      | 269   | 59      | 856  | 33      | 25.94   | 8      |
| 4 | DW Cottee     | 1981-85 | 23      | 186   | 45      | 524  | 29      | 18.07   | 9      |
| 5 | GI Foley      | 1983-87 | 21      | 185   | 40      | 567  | 25      | 22.68   | 7      |
| 6 | J Badenhorst  | 2006-09 | 12      | 84    | 13      | 329  | 25      | 13.16   | 6      |

## UNDER 18 GRADE BATTING - 750 RUNS

|    | Player       | Era     | Matches | Innings | Not Outs | 100s | Best Score | Runs | Average |
|----|--------------|---------|---------|---------|----------|------|------------|------|---------|
| 1  | WG Chapman   | 1963-65 | 32      | 46      | 3        | 2    | 136        | 1078 | 25.07   |
| 2  | DE Barber    | 1953-57 | 43      | 60      | 12       |      | 91*        | 1063 | 22.15   |
| 3  | MKW Holmberg | 1978-83 | 41      | 52      | 3        |      | 82         | 1001 | 20.43   |
| 4  | RD Heilbronn | 1982-84 | 18      | 21      | 3        | 3    | 169        | 991  | 55.06   |
| 5  | GJ Power     | 1970-74 | 33      | 42      | 4        | 2    | 157        | 963  | 25.34   |
| 6  | PA Davis     | 1986-89 | 28      | 34      | 5        |      | 94         | 962  | 33.17   |
| 7  | DW Cottee    | 1981-84 | 32      | 36      | 4        | 1    | 129        | 959  | 29.97   |
| 8  | P Gibson     | 1966-69 | 33      | 45      | 3        | 1    | 102        | 959  | 22.83   |
| 9  | NJ King      | 1957-60 | 32      | 34      | 10       |      | 91         | 893  | 37.21   |
| 10 | DJ Greaves   | 1948-51 | 27      | 34      | 4        | 1    | 115*       | 830  | 27.67   |
| 11 | BS Warlow    | 1954-58 | 34      | 47      | 6        |      | 74         | 824  | 20.1    |
| 12 | A Hooper     | 1980-83 | 23      | 31      | 3        | 1    | 108        | 797  | 28.46   |
| 13 | PC Chatman   | 1969-74 | 28      | 34      | 2        | 1    | 105*       | 787  | 24.59   |
|    | RP Easton    | 1950-53 | 20      | 30      | 2        | 1    | 114        | 787  | 28.11   |
| 15 | T Long       | 1956-60 | 39      | 54      | 11       |      | 69*        | 764  | 17.77   |

## UNDER 18 GRADE BOWLING - 75 WICKETS

|   | Player     | Era     | Matches | Overs | Maidens | Runs | Wickets | Average |
|---|------------|---------|---------|-------|---------|------|---------|---------|
| 1 | ST Janes   | 1974-78 | 34      | 555   | 115     | 1663 | 156     | 10.66   |
| 2 | BS Warlow  | 1954-58 | 34      | 309   | 45      | 1168 | 115     | 10.16   |
| 3 | A Schmidt  | 1961-63 | 25      | 321   | 66      | 867  | 96      | 9.03    |
| 4 | DW Langdon | 1962-65 | 38      | 372   | 61      | 1326 | 95      | 13.96   |
| 5 | DE Barber  | 1953-57 | 43      | 254   | 27      | 1095 | 91      | 12.03   |
| 6 | NJ Barber  | 1953-56 | 28      | 257   | 23      | 868  | 90      | 9.64    |
| 7 | J Herbert  | 1972-76 | 30      | 427   | 97      | 1260 | 90      | 14.00   |

## UNDER 18 GRADE FIELDING - 30 DISMISSALS

|    | Player      | Era     | Matches | Catches | Stumpings | Total |
|----|-------------|---------|---------|---------|-----------|-------|
| 1  | RC Dempster | 1955-58 | 34      | 18      | 30        | 48    |
| 2  | S Forsyth   | 1981-84 | 32      | 41      | 4         | 45    |
| 3  | BC Marrinan | 1973-76 | 18      | 30      | 10        | 40    |
|    | SA Lakeland | 1997-99 | 14      | 38      | 2         | 40    |
| 5  | WG Chapman  | 1963-65 | 32      | 29      | 3         | 32    |
|    | R Mantell   | 1964-67 | 23      | 22      | 10        | 32    |
|    | GN Power    | 1970-74 | 21      | 29      | 3         | 32    |
|    | C Atkinson  | 1984-86 | 15      | 27      | 5         | 32    |
| 9  | DE Barber   | 1953-57 | 43      | 30      | 1         | 31    |
|    | D Toye      | 1976-78 | 16      | 30      | 1         | 31    |
| 11 | LMD Hill    | 1998-99 | 12      | 29      | 1         | 30    |



Teamwork!

## UNDER 16/17/18 LORD'S TAVERNERS GRADE BATTING - 500 RUNS

|   | Player        | Matches | Innings | Not Outs | 100s | Best Score | Runs | Average |
|---|---------------|---------|---------|----------|------|------------|------|---------|
| 1 | Irvine TG     | 18      | 21      | 4        | 7    | 210        | 1529 | 89.94   |
| 2 | Chapman GT    | 20      | 24      | 4        | 0    | 128        | 1015 | 50.75   |
| 3 | Fitzgerald CE | 23      | 20      | 2        | 1    | 113        | 788  | 43.78   |
| 4 | McGill NM     | 20      | 20      | 2        | 3    | 113        | 744  | 41.33   |
| 5 | Lynch ON      | 15      | 14      | 3        | 2    | 126*       | 639  | 58.09   |
| 6 | Somerville SA | 17      | 21      | 3        | 1    | 172        | 604  | 33.56   |
| 7 | Neill JS      | 14      | 13      | 2        | 2    | 105        | 514  | 46.73   |
| 8 | Purvis SW     | 16      | 18      | 2        | 0    | 71         | 502  | 31.38   |

## UNDER 16/17/18 LORD'S TAVERNERS GRADE BOWLING - 30 WICKETS

|   | Player      | Matches | Overs | Maidens | Runs | Wickets | Average |
|---|-------------|---------|-------|---------|------|---------|---------|
| 1 | Raimondi CD | 17      | 287   | 72      | 750  | 49      | 15.31   |
| 2 | Whyte DM    | 14      | 141   | 42      | 345  | 40      | 8.63    |
|   | Barlow AH   | 15      | 265   | 66      | 688  | 40      | 17.20   |
| 4 | Dellit JG   | 18      | 184   | 42      | 492  | 34      | 14.47   |
| 5 | Wade ST     | 19      | 320   | 60      | 1014 | 32      | 31.69   |

## UNDER 16/17/18 GRADE FIELDING - 20 DISMISSALS

|   | Player       | Matches | Catches | Stumpings | Total |
|---|--------------|---------|---------|-----------|-------|
| 1 | Street J     | 17      | 29      | 2         | 31    |
| 2 | McLachlan DP | 16      | 25      | 5         | 30    |
| 3 | Hill LMD     | 18      | 19      | 4         | 23    |
|   | Viney DB     | 14      | 23      | 0         | 23    |
| 5 | Douglass T   | 11      | 15      | 6         | 21    |
|   | Shinnick ML  | 16      | 9       | 12        | 21    |

## SCHOOLBOY (UNDER 15) GRADE BATTING

|   | Player     | Era     | Matches | Innings | Not Outs | Best Score | Runs | Average | Cat/St |
|---|------------|---------|---------|---------|----------|------------|------|---------|--------|
| 1 | G McEwan   | 1971-74 | 24      | 25      | 4        | 122        | 980  | 46.67   | 12     |
| 2 | GN Power   | 1970-73 | 26      | 23      | 2        | 129        | 847  | 40.33   | 7      |
| 3 | LT Bell    | 1964-68 | 16      | 23      | 5        | 113*       | 846  | 47.00   | 6      |
| 4 | GR Kruger  | 1966-70 | 30      | 35      | 9        | 104        | 647  | 24.88   | 5      |
| 5 | N Anderson | 1957-59 | 21      | 30      | 2        | 78         | 588  | 21.00   | 7      |

## SCHOOLBOY (UNDER 15) GRADE BOWLING

|   | Player    | Era     | Matches | Overs | Maidens | Runs | Wickets | Average | Cat/St |
|---|-----------|---------|---------|-------|---------|------|---------|---------|--------|
| 1 | GR Kruger | 1966-70 | 30      | 219   | 25      | 786  | 70      | 11.23   | 5      |
| 2 | R Barber  | 1957-59 | 14      | 138   | 10      | 456  | 56      | 8.14    | 5      |

## WOMEN'S BATTING - 1000 RUNS

|    | Player       | Matches | Innings | Not Outs | Best Score | Runs | Average |
|----|--------------|---------|---------|----------|------------|------|---------|
| 1  | Pickering VL | 90      | 94      | 23       | 114*       | 2676 | 37.69   |
| 2  | Brandon MM   | 93      | 94      | 13       | 156        | 2225 | 27.47   |
| 3  | Brown TE     | 36      | 51      | 6        | 143*       | 1969 | 43.76   |
| 4  | Rich KL      | 46      | 39      | 6        | 104*       | 1371 | 41.55   |
| 5  | Stephenson M | 50      | 51      | 8        | 108        | 1213 | 28.21   |
| 6  | O'Brien J    | 55      | 55      | 15       | 98*        | 1113 | 27.83   |
| 7  | Lewis CN     | 64      | 57      | 6        | 74         | 1111 | 21.78   |
| 8  | Bow SL       | 44      | 49      | 8        | 84         | 1099 | 26.80   |
| 9  | Randall LJ   | 50      | 42      | 3        | 105        | 1091 | 27.97   |
| 10 | Coulson CR   | 78      | 71      | 9        | 88*        | 1036 | 16.71   |
| 11 | Kross CG     | 45      | 46      | 5        | 126*       | 1030 | 25.12   |

## WOMEN'S BOWLING - 100 WICKETS

|   | Player      | Matches | Overs | Maidens | Runs | Wickets | Average |
|---|-------------|---------|-------|---------|------|---------|---------|
| 1 | Huckstadt D | 72      | 1133  | 433     | 1845 | 180     | 10.25   |
| 2 | Bow SL      | 44      | 642   | 145     | 1286 | 131     | 9.82    |
| 3 | Woolway SE  | 80      | 751   | 172     | 1910 | 108     | 17.69   |
| 4 | Brown TE    | 36      | 467   | 89      | 1351 | 104     | 12.99   |
| 5 | Coulson CR  | 78      | 349.1 | 55      | 1239 | 100     | 12.39   |

## BEST INDIVIDUAL PERFORMANCES

### HIGHEST SCORE

|                               |               |      |         |
|-------------------------------|---------------|------|---------|
| First Grade                   | CF Morgan     | 258* | 1904-05 |
| First Grade – One Day Games   | ML Hayden     | 167  | 2003-04 |
| First Grade – Twenty 20 Games | LA Carseldine | 86   | 2012-13 |
| Second Grade                  | JT Harten     | 204* | 1965-66 |
|                               | MP DuPayne    | 204  | 1991-92 |
| Third Grade                   | S Perkins     | 211  | 1982-83 |
| Fourth Grade                  | MH Mossop     | 199  | 1936-37 |
| Fifth Grade                   | DS Skirving   | 233* | 1979-80 |
| Sixth Grade:                  | MT Blackman   | 234* | 2015-16 |
| Sub Districts/Warehouse       | JK Bowe       | 182* | 2011-12 |
| Over 40's Grade               | CS Baldwin    | 98*  | 2008-09 |
| Sunday T20 Legends            | OS Gilchrist  | 95*  | 2012-13 |
| Under 19 Grade                | SG Law        | 202* | 1986-87 |
| Under 18 Grade                | RD Heilbronn  | 169  | 1983-84 |
| Under 16/17 L/T Grade         | TG Irvine     | 210  | 1993-94 |
| "Schoolboy" Grade             | GN Power      | 129  | 1972-73 |
| Women's Grades                | MM Brandon    | 156  | 2000-01 |

### HIGHEST AGGREGATE RUNS

|                             |              |       |         |
|-----------------------------|--------------|-------|---------|
| First Grade                 | NJ Kruger    | 903   | 2005-06 |
| First Grade - One Day Games | ML Hayden    | 409   | 1989-90 |
| Fist Grade – T20            | AJ Gode      | 460   | 2018-19 |
| Second Grade                | GC Brown     | 743   | 1989-90 |
| Third Grade                 | WG Chapman   | 905   | 1977-78 |
| Fourth Grade                | D Toye       | 746   | 1982-83 |
| Fifth Grade                 | BJ Irwin     | 610   | 1993-94 |
| Sixth Grade                 | ML Dudgeon   | 824   | 2011-12 |
| Sub Districts/Warehouse     | IB Dewar     | 759   | 2012-13 |
| Over 40's Grade             | JM Stoddart  | 188   | 2007-08 |
| Sunday T20 Legends          | OS Gilchrist | 178   | 2015-16 |
| Under 19 Grade              | SG Law       | 444   | 1986-87 |
| Under 18 Grade              | GJ Power     | 656   | 1973-74 |
| Under 16/17 L/T Grade       | TG Irvine    | 1,054 | 1993-94 |
| "Schoolboy" Grade           | GN Power     | 536   | 1972-73 |
| Women's Grades              | K Sutherland | 701   | 2018-19 |

### BEST BATTING AVERAGE

|                             |              |        |         |
|-----------------------------|--------------|--------|---------|
| First Grade                 | R MacDonald  | 203.00 | 1898-99 |
| First Grade - One Day Games | GI Foley     | 102.67 | 1989-90 |
| First Grade – T20           | AJ Gode      | 100.00 | 2017-18 |
| Second Grade                | TM Khan      | 85.75  | 1988-89 |
| Third Grade                 | SA Martin    | 84.50  | 2003-04 |
| Fourth Grade                | M Gavril     | 80.50  | 1985-86 |
| Fifth Grade                 | NJ Millard   | 81.00  | 2003-04 |
| Sixth Grade                 | SA Edge      | 61.75  | 1994-95 |
| Sub Districts/Warehouse     | DJ Doak      | 57.67  | 1992-93 |
| Over 40's Grade             | JM Stoddart  | 71.00  | 2002-03 |
| Sunday T20 Legends          | JA Maddox    | 136.00 | 2014-15 |
| Under 19 Grade              | SG Law       | 222.00 | 1986-87 |
| Under 18 Grade              | RD Heilbronn | 61.63  | 1983-84 |
| Under 16/17 L/T Grade       | TG Irvine    | 131.75 | 1993-94 |
| "Schoolboy" Grade           | GR Kruger    | 62.16  | 1969-70 |
| Women's Grades              | VL Pickering | 78.17  | 1994-95 |

## HIGHEST AGGREGATE WICKETS

|                             |              |     |         |
|-----------------------------|--------------|-----|---------|
| First Grade                 | JW McLaren   | 73  | 1910-11 |
| First Grade - One Day Games | CJ Lanagan   | 19  | 1996-97 |
|                             | DR Turner    | 19  | 1997-98 |
| First Grade – T20           | LW Feldman   | 11  | 2018-19 |
|                             | JM Dascombe  | 11  | 2018-19 |
| Second Grade                | A Hendy      | 62  | 1904-05 |
| Third Grade                 | LS Jones     | 65  | 1955-56 |
| Fourth Grade                | G Crispe     | 100 | 1964-65 |
| Fifth Grade                 | KR Rogers    | 51  | 1985-86 |
| Sixth Grade                 | BJ Stinson   | 49  | 2011-12 |
| Sub Districts/Warehouse     | JP Alexander | 62  | 2013-14 |
| Over 40's Grade             | SD Farley    | 9   | 2004-05 |
| Sunday T20 Legends          | AJ Brown     | 9   | 2014-15 |
| Under 19 Grade              | JE Bourke    | 42  | 1971-72 |
| Under 18 Grade              | ST Janes     | 68  | 1976-77 |
| Under 16/17 L/T Grade       | CD Raimondi  | 36  | 2001-02 |
| "Schoolboy" Grade           | R Barber     | 38  | 1958-59 |
| Women's Grades              | D Huckstadt  | 51  | 1983-84 |

## BEST BOWLING AVERAGE

|                             |             |       |         |
|-----------------------------|-------------|-------|---------|
| First Grade                 | JW McLaren  | 4.50  | 1912-13 |
| First Grade - One Day Games | DR Turner   | 7.94  | 1997-98 |
| First Grade – T20           | LW Feldman  | 7.67  | 2012-13 |
| Second Grade                | VM Mylne    | 6.67  | 1932-33 |
| Third Grade                 | SJ Ferguson | 6.04  | 1946-47 |
| Fourth Grade                | DG Kirkman  | 5.48  | 1959-60 |
| Fifth Grade                 | BJ Boyd     | 6.51  | 1999-00 |
| Sixth Grade                 | DK Hickey   | 7.00  | 1993-94 |
| Sub Districts/Warehouse     | GJ Carlson  | 5.68  | 2015-16 |
| Over 40's Grade             | GC Brown    | 3.00  | 2010-11 |
| Sunday T20 Legends          | GC Brown    | 3.33  | 2017-18 |
| Under 19 Grade              | JE Bourke   | 5.78  | 1971-72 |
| Under 18 Grade              | GK McKenzie | 7.18  | 1956-57 |
| Under 16/17 L/T Grade       | MKS Smith   | 10.05 | 1995-96 |
| "Schoolboy" Grade           | A Green     | 5.23  | 1961-62 |
| Women's Grades              | D Huckstadt | 3.33  | 1985-86 |

## MOST CATCHES

|                             |              |    |         |
|-----------------------------|--------------|----|---------|
| First Grade                 | BM Shinnick  | 39 | 1996-97 |
| First Grade - One Day Games | PJ Drinnen   | 13 | 1989-90 |
| First Grade – T20           | LD Pfeffer   | 6  | 2016-17 |
|                             | ON Lynch     | 6  | 2018-19 |
|                             | LD Pfeffer   | 6  | 2018-19 |
| Second Grade                | PJ Irving    | 31 | 1989-90 |
|                             | DP McLachlan | 31 | 2016/17 |
| Third Grade                 | MJ Collins   | 30 | 1974-75 |
| Fourth Grade                | LK Trotter   | 33 | 1964-65 |
| Fifth Grade                 | PN Crouch    | 35 | 1994-95 |
| Sixth Grade                 | RB Graham    | 20 | 2008-09 |
| Sub Districts/Warehouse     | WR Hamburger | 31 | 1997-98 |
| Over 40's Grade             | P Spence     | 6  | 2001-02 |
| Sunday T20 Legends          | OS Gilchrist | 6  | 2016-17 |
| Under 19 Grade              | BM Shinnick  | 11 | 1991-92 |
| Under 18 Grade              | SA Lakeland  | 34 | 1997-98 |
| Under 16/17 L/T Grade       | JD Street    | 27 | 1998-99 |
| "Schoolboy" Grade           | P Dunlop     | 10 | 1973-74 |
| Women's Grades              | T Kavanagh   | 13 | 1985-86 |

## MOST STUMPINGS

|                             |                    |    |                       |
|-----------------------------|--------------------|----|-----------------------|
| First Grade                 | RD Pyke            | 13 | 1904-05               |
| First Grade - One Day Games | PW Anderson        | 4  | 1984-85               |
|                             | PJ Drinnen         | 4  | 1991-92               |
| First Grade – T20           | AA Lockhart-Krause | 2  | 2017-18               |
|                             | LD Pfeffer         | 2  | 2018-19               |
| Second Grade                | W Duncan           | 14 | 1931-32               |
| Third Grade                 | PW Nilon           | 14 | 1954-55               |
| Fourth Grade                | RA Potter          | 9  | 1934-35               |
|                             | RA Cowles          | 9  | 1983-84               |
|                             | E Lamke            | 9  | 1985-86               |
| Fifth Grade                 | M Denholm          | 16 | 1982-83               |
| Sixth Grade                 | PC Owen            | 7  | 1992-93               |
| Sub Districts/Warehouse     | PD Kent            | 9  | 1999-00, 02-03, 04-05 |
| Over 40's Grade             | RA Cowles          | 2  | 2002-03               |
|                             | P Spence           | 2  | 2005-06               |
|                             | MG Horswill        | 2  | 2016-17               |
| Sunday T20 Legends          | OS Gilchrist       | 5  | 2014-15               |
| Under 19 Grade              | MJ Collins         | 2  | 1973-74               |
|                             | MD Norris          | 2  | 1988-89               |
|                             | GW Mitchell        | 2  | 1990-91               |
|                             | AJ Watkinson       | 2  | 1996-97               |
| Under 18 Grade              | RC Dempster        | 14 | 1955-56               |
| Under 16/17 L/T Grade       | ML Shinnick        | 7  | 1992-93               |
| "Schoolboy" Grade           | K Marr             | 15 | 1958-59               |
| Women's Grades              | JA Bradley         | 8  | 2016-17               |

## HIGHEST TEAM SCORES

|                               |       |         |
|-------------------------------|-------|---------|
| First Grade                   | 9/490 | 1994-95 |
| First Grade – One Day Games   | 5/367 | 2002-03 |
| First Grade – Twenty 20 Games | 5/261 | 2018-19 |
| Second Grade                  | 460   | 1990-91 |
| Third Grade                   | 443   | 1986-87 |
| Fourth Grade                  | 551   | 2006-07 |
| Fifth Grade                   | 9/574 | 1991-92 |
| Sixth Grade                   | 6/508 | 1992-93 |
| Sub Districts/Warehouse       | 8/442 | 2002-03 |
| Over 40's Grade               | 3/266 | 2013-14 |
| Sunday T20 Legends            | 1/189 | 2013-14 |
| Under 19 Grade                | 6/542 | 1984-85 |
| Under 18 Grade                | 427   | 1989-90 |
| Under 16/17 L/T Grade         | 4/526 | 1993-94 |
| "Schoolboy" Grade             | 249   | 1972-73 |
| Women's Grades                | 9/404 | 1994-95 |



Stuart Rees presents Sofi Maddox with the Lower Grades Club Champion Trophy.



## HIGHEST PARTNERSHIPS

(Partnerships of over 50 only in Premiership & Championship Matches unless noted otherwise\*)

### FIRST GRADE

|             |                           |      |         |
|-------------|---------------------------|------|---------|
| 1st Wicket  | RM Levy & LPD O'Connor    | 282* | 1931-32 |
| 2nd Wicket  | ML Hayden & AJ Brown      | 272  | 1991-92 |
| 3rd Wicket  | ML Hayden & AB Henschell  | 249  | 1992-93 |
| 4th Wicket  | ML Hayden & LA Carseldine | 314  | 1994-95 |
| 5th Wicket  | AB Mossop & LPD O'Connor  | 284  | 1930-31 |
| 6th Wicket  | JT Harten & DE Wise       | 174  | 1947-48 |
| 7th Wicket  | CF Morgan & RW Eve        | 278* | 1904-05 |
| 8th Wicket  | LD Pfeffer & LW Feldman   | 146  | 2017-18 |
| 9th Wicket  | LA Carseldine & MJ Petrie | 134  | 2011-12 |
| 10th Wicket | JD Wildermuth & MJ Petrie | 97   | 2012-13 |

### FIRST GRADE ONE DAY COMPETITION MATCHES\*

|             |                                 |      |         |
|-------------|---------------------------------|------|---------|
| 1st Wicket  | TG Irvine & NJ Kruger           | 181  | 2006-07 |
| 2nd Wicket  | ML Hayden & LA Carseldine       | 198  | 2003-04 |
| 3rd Wicket  | KC Wessells & AB Henschell      | 200  | 1983-84 |
| 4th Wicket  | SG Law & MC Ephraims            | 154  | 1987-88 |
| 5th Wicket  | AN Brown & PW Anderson          | 131* | 1985-86 |
| 6th Wicket  | AA Lockhart-Krause & LD Pfeffer | 111  | 2014-15 |
| 7th Wicket  | TG Irvine & LA Carseldine       | 167  | 2001-02 |
| 8th Wicket  | AK Dudgeon & MC Bragg           | 103  | 2004-05 |
| 9th Wicket  | JM Walker & PT McPhee           | 61   | 1987-88 |
| 10th Wicket | DR Turner & JH Dawes            | 54   | 2002-03 |

### FIRST GRADE TWENTY 20 COMPETITION MATCHES\*

|             |                               |     |         |
|-------------|-------------------------------|-----|---------|
| 1st Wicket  | AJ Gode & LD Pfeffer          | 147 | 2018-19 |
| 2nd Wicket  | NJ Kruger & GC Brown          | 85  | 2007-08 |
| 3rd Wicket  | JH Beath & J Badenhorst       | 94  | 2016-17 |
| 4th Wicket  | LA Carseldine & JD Wildermuth | 93  | 2013-14 |
| 5th Wicket  | JS Neill & MT Stekettee       | 80  | 2018-19 |
| 6th Wicket  | AA Lockhart-Krause & SS Kabel | 46* | 2013-14 |
| 7th Wicket  | JS Neill & DP McLachlan       | 39  | 2018-19 |
| 8th Wicket  | JG Dellit & AJ Gode           | 36* | 2007-08 |
| 9th Wicket  | DP McLachlan & DC Mullen      | 35  | 2018-19 |
| 10th Wicket | JM Dascombe & DC Mullen       | 69* | 2018-19 |

### SECOND GRADE

|             |                         |     |         |
|-------------|-------------------------|-----|---------|
| 1st Wicket  | AJ Brown & PJ Irving    | 198 | 1991-92 |
| 2nd Wicket  | AK Dudgeon & JD Timmins | 213 | 1994-95 |
| 3rd Wicket  | LN Hegvold & KL Biggs   | 212 | 1964-65 |
| 4th Wicket  | RP Easton & D Magee     | 325 | 1969-70 |
| 5th Wicket  | JG Dellit & AR Forbes   | 177 | 2002-03 |
| 6th Wicket  | S Hancock & MPW Jeh     | 176 | 1988-89 |
| 7th Wicket  | WJ Grienke & DR Waddell | 152 | 1961-62 |
| 8th Wicket  | JT Harten & WG Chapman  | 148 | 1965-66 |
| 9th Wicket  | MP DuPayne & PL Symonds | 216 | 1991-92 |
| 10th Wicket | AJ Gode & CA Proudlove  | 197 | 2007-08 |

### THIRD GRADE

|             |                          |      |         |
|-------------|--------------------------|------|---------|
| 1st Wicket  | GT Chapman & C Simpson   | 246  | 1994-95 |
| 2nd Wicket  | AJ Brown & RF Shaw       | 216  | 2004-05 |
| 3rd Wicket  | WG Chapman & N McAuliffe | 266  | 1977-78 |
| 4th Wicket  | OS Gilchrist & GO Jones  | 247  | 2001-02 |
| 5th Wicket  | PD Sherman & GW Mitchell | 200  | 1991-92 |
| 6th Wicket  | DM Khan & JD Street      | 174* | 2000-01 |
| 7th Wicket  | S Aitken & M Gordon      | 152  | 1986-87 |
| 8th Wicket  | CR Leggat & T Drummond   | 145  | 1973-74 |
| 9th Wicket  | BM Shinnick & PE Lewis   | 93   | 1991-92 |
| 10th Wicket | R Hough & RV Salmon      | 97   | 1936-37 |

### FOURTH GRADE

|             |                            |      |         |
|-------------|----------------------------|------|---------|
| 1st Wicket  | D Sinnamon & R Logan       | 256  | 1963-64 |
| 2nd Wicket  | LM Boncompagni & WA Garske | 209  | 2018-19 |
| 3rd Wicket  | WJ Bramley & RL McKenna    | 209  | 1995-96 |
| 4th Wicket  | BN Quinn & PG Halpin       | 168  | 1978-79 |
| 5th Wicket  | MA Wise & J Meldrum        | 177  | 1972-73 |
| 6th Wicket  | AR Anderson & J Stevenson  | 169  | 1974-75 |
| 7th Wicket  | JM Stoddart & IB Dewar     | 121  | 1995-96 |
| 8th Wicket  | MT Jones & AC Lynch        | 113  | 2014-15 |
| 9th Wicket  | DG Larke & HG Whyte        | 155* | 2016-17 |
| 10th Wicket | PD Sherman & PM Amos       | 96   | 1990-91 |

### FIFTH GRADE

|             |                           |      |         |
|-------------|---------------------------|------|---------|
| 1st Wicket  | TJ Tummon & JB Neill      | 222  | 1999-00 |
| 2nd Wicket  | SA Edge & LA Dawes        | 216  | 1992-93 |
| 3rd Wicket  | JS Neill & RJA Donker     | 217  | 2013-14 |
| 4th Wicket  | MJ Dearness & DS McMillan | 223  | 2010-11 |
| 5th Wicket  | NM Francis & JM Francis   | 226  | 2013-14 |
| 6th Wicket  | T Hicks & T Brown         | 213  | 1987-88 |
| 7th Wicket  | DJ Cross & D Lumb         | 133  | 1981-82 |
| 8th Wicket  | KR Rogers & J Voll        | 197  | 1991-92 |
| 9th Wicket  | M Stegman & I Smith       | 120  | 1980-81 |
| 10th Wicket | CI Weatherley & LR Warner | 118* | 1998-99 |

### SIXTH GRADE

|             |                           |      |         |
|-------------|---------------------------|------|---------|
| 1st Wicket  | WR Hawkins & TA Kimball   | 182  | 1996-97 |
| 2nd Wicket  | AJ Raven & R Oswald       | 230  | 1992-93 |
| 3rd Wicket  | MT Blackman & KE Bailey   | 353* | 2015-16 |
| 4th Wicket  | DG Larke & HG Whyte       | 153  | 2016-17 |
| 5th Wicket  | DC Souter & MJ Ogilvie    | 148  | 1992-93 |
| 6th Wicket  | GB Minns & D Russell      | 111  | 1992-93 |
| 7th Wicket  | B Badenhorst & P Singh    | 175  | 2018-19 |
| 8th Wicket  | MT Richardson & SJ French | 63   | 1993-94 |
| 9th Wicket  | CJ Arnold & HJ Thompson   | 99   | 2012-13 |
| 10th Wicket | DJ Condon & MD Cook       | 106* | 1996-97 |

### SUB DISTRICTS / WAREHOUSE

|             |                            |      |         |
|-------------|----------------------------|------|---------|
| 1st Wicket  | PD Kent & GM Currie        | 227* | 1991-92 |
| 2nd Wicket  | R Knights & GN Fitzpatrick | 192  | 1977-78 |
| 3rd Wicket  | PM Horgan & BA Pendergast  | 231* | 2016-17 |
| 4th Wicket  | JK Bowe & RB Graham        | 169  | 2008-09 |
| 5th Wicket  | JK Bowe & JE Boyd          | 219* | 2011-12 |
| 6th Wicket  | IB Dewar & SD Farley       | 179  | 2002-03 |
| 7th Wicket  | AA Coolwell & DJE Sulzer   | 191  | 2011-12 |
|             | SD Fleming & SR Niven      | 191  | 2012-13 |
| 8th Wicket  | DW Moorhouse & JE Boyd     | 130  | 2015-16 |
| 9th Wicket  | JW Durkin & JM Durkin      | 96   | 2016-17 |
| 10th Wicket | JM Durkin & AD Brien       | 82   | 2016-17 |

### OVER 40's GRADE

|             |                           |     |         |
|-------------|---------------------------|-----|---------|
| 1st Wicket  | JM Stoddart & WG Chapman  | 152 | 2007-08 |
| 2nd Wicket  | JM Stoddart & PD Sherman  | 102 | 2009-10 |
| 3rd Wicket  | JM Stoddart & SD Farley   | 148 | 2004-05 |
| 4th Wicket  | WR Hamburger & WG Chapman | 78* | 2009-10 |
| 5th Wicket  | WG Chapman & AA Coolwell  | 64  | 2004-05 |
| 6th Wicket  | ST Janes & LL Poustie     | 97  | 2006-07 |
| 7th Wicket  | RH Jones & PR Fryer       | 40* | 2001-02 |
| 8th Wicket  | P Spence & PE Lewis       | 44  | 2008-09 |
| 9th Wicket  | P Spence & S Brandon      | 38  | 2009-10 |
| 10th Wicket | SW Brandon & MF Frame     | 35  | 2010-11 |

## LEGENDS T20 GRADE

|             |                           |      |         |
|-------------|---------------------------|------|---------|
| 1st Wicket  | SG Law & BM Shinnick      | 70   | 2017-18 |
| 2nd Wicket  | OS Gilchrist & AK Dudgeon | 173* | 2013-14 |
| 3rd Wicket  | OS Gilchrist & DC Cottee  | 72*  | 2018-19 |
| 4th Wicket  | OS Gilchrist & AK Dudgeon | 127* | 2015-16 |
| 5th Wicket  | MP Du Payne & DW Cottee   | 66*  | 2017-18 |
| 6th Wicket  | GW Mitchell & MP Du Payne | 42   | 2013-14 |
| 7th Wicket  | DR Turner & GC Brown      | 114* | 2012-13 |
| 8th Wicket  | CJ Lanagan & JA Maddox    | 28   | 2015-16 |
| 9th Wicket  | DR Turner & AA Coolwell   | 28   | 2012-13 |
| 10th Wicket | RAJ Anderson & DR Turner  | 6    | 2013-14 |

## UNDER 19 GRADE

|             |                           |      |         |
|-------------|---------------------------|------|---------|
| 1st Wicket  | BA Morgan & LD Pfeffer    | 203* | 2008-09 |
| 2nd Wicket  | ML Hayden & B Kincade     | 135  | 1990-91 |
| 3rd Wicket  | SG Law & DG Walker        | 151  | 1985-86 |
| 4th Wicket  | SG Law & GC Brown         | 162  | 1984-85 |
| 5th Wicket  | M Denholm & DM Khan       | 103  | 1985-86 |
|             | MP Wade & T Anderson      | 103  | 1993-94 |
|             | TG Irvine & MT Richardson | 103  | 1995-96 |
| 6th Wicket  | TG Irvine & TC Scott      | 124  | 1995-96 |
| 7th Wicket  | JM Stoddart & A Kerr      | 77   | 1981-82 |
| 8th Wicket  | T Wolski & SD Moran       | 94   | 1993-94 |
| 9th Wicket  |                           |      |         |
| 10th Wicket | K Bedford & RJ Toovey     | 61   | 1971-72 |

## UNDER 18 GRADE

|             |                          |      |         |
|-------------|--------------------------|------|---------|
| 1st Wicket  | WG Chapman & GJ Saxby    | 184  | 1964-65 |
| 2nd Wicket  | BC Marrinan & GD Harvey  | 176  | 1974-75 |
| 3rd Wicket  | GW Mitchell & T Knox     | 241  | 1989-90 |
| 4th Wicket  | A Milosevic & T Knox     | 159  | 1989-90 |
| 5th Wicket  | M Griffen & P Gibson     | 164  | 1968-69 |
| 6th Wicket  | PA Davis & MP DuPayne    | 140  | 1987-88 |
| 7th Wicket  | DS Cuddihy & BM Shinnick | 104  | 1990-91 |
| 8th Wicket  | RD Heilbronn & J Waldron | 115  | 1982-83 |
|             | BA Clarke & T Rynders    | 115* | 2003-04 |
| 9th Wicket  | A Gibson & D Hobson      | 122  | 1966-67 |
| 10th Wicket | KLM Harvey & AR Townsley | 71   | 1999-00 |

## UNDER 16/17/18 LORD'S TAVERNERS GRADE

|             |                             |      |         |
|-------------|-----------------------------|------|---------|
| 1st Wicket  | GT Chapman & MA Baker       | 162  | 1993-94 |
| 2nd Wicket  | TG Irvine & SP Myers        | 221  | 1993-94 |
| 3rd Wicket  | TA Collier & FS Thomasson   | 193  | 2018-19 |
| 4th Wicket  | GT Chapman & M Hedditch     | 150  | 1993-94 |
| 5th Wicket  | JS Neill & HC McNeilly      | 153  | 2013-14 |
| 6th Wicket  | JD Wildermuth & TF Whip     | 266  | 2010-11 |
| 7th Wicket  | TJ Frisby & BA Clarke       | 203  | 2002-03 |
| 8th Wicket  | TJ Frisby & SJ Cotter       | 63   | 2002-03 |
| 9th Wicket  | LG Peterson & HP Wilmington | 103* | 2014-15 |
| 10th Wicket | DF Butt & AA Marriott       | 72   | 1997-98 |

## SCHOOLBOY (UNDER 15) GRADE

|             |                       |     |         |
|-------------|-----------------------|-----|---------|
| 1st Wicket  | T Drummond & GJ Power | 135 | 1970-71 |
| 2nd Wicket  | G McEwan & GD Harvey  | 117 | 1973-74 |
| 3rd Wicket  | G McEwan & T Osborne  | 116 | 1973-74 |
| 4th Wicket  | R Brown & A Schmidt   | 180 | 1958-59 |
| 5th Wicket  | J Barker & D McKie    | 112 | 1970-71 |
| 6th Wicket  | LT Bell & R Lavery    | 115 | 1966-67 |
| 7th Wicket  | GN Power & M Dall     | 84  | 1971-72 |
| 8th Wicket  |                       |     |         |
| 9th Wicket  |                       |     |         |
| 10th Wicket | LT Bell & M Porter    | 57  | 1966-67 |

## WOMEN'S GRADES

|             |                          |     |         |
|-------------|--------------------------|-----|---------|
| 1st Wicket  | TE Brown & MM Brandon    | 286 | 1998-99 |
| 2nd Wicket  | J O'Brien & M Stephenson | 178 | 1985-86 |
| 3rd Wicket  | VL Pickering & KL Rich   | 187 | 1994-95 |
| 4th Wicket  | TE Brown & G Hall        | 149 | 1998-99 |
| 5th Wicket  | CR Knott & JA Bradley    | 157 | 2017-18 |
| 6th Wicket  | VL Pickering & G Hall    | 185 | 1996-97 |
| 7th Wicket  | A Van Eyk & MA O'Connell | 58  | 1985-86 |
| 8th Wicket  | FH Tiel & T Campbell     | 50  | 1983-84 |
| 9th Wicket  |                          |     |         |
| 10th Wicket |                          |     |         |

## PJ FRAWLEY MEMORIAL SHIELD

Highest Batting Partnership Recorded Each Season by Valley Players in Q.C.A. Fixture Matches from 1949-50 to 1960-61

| Season  | Players                   | Grade        | Wicket | Runs |
|---------|---------------------------|--------------|--------|------|
| 1949-50 | DJ Greaves & E Cairns     | Intermediate | Fifth  | 140  |
| 1950-51 | R Jones & RR Shackleton   | Intermediate | Third  | 124  |
| 1951-52 | RP Easton & A McGill      | Intermediate | Third  | 129  |
| 1952-53 | JT Harten & RD Haupt      | A            | Second | 135  |
| 1953-54 | GB Nilsson & JK Bell      | Intermediate | First  | 173  |
| 1954-55 | JT Harten & DF Simpson    | A            | Third  | 128  |
| 1955-56 | JG Collings & DR Grimwade | Reserve      | Sixth  | 126  |
| 1956-57 | JT Harten & CR Hossack    | A            | Fifth  | 135  |
| 1957-58 | RD Haupt & BG Gibbs       | Reserve      | Third  | 196  |
| 1958-59 | R Brown & A Schmidt       | Schoolboy    | Fourth | 180* |
| 1959-60 | NJ King & L Hauritz       | Intermediate | Second | 111  |
| 1960-61 | JT Harten & GM Egan       | A            | Third  | 188  |



Katherine Raymont Shield Semi-Final vs Wests.

## CR THORNE MEMORIAL SHIELD

Highest Batting Partnership Recorded Each Season by Valley Players in Q.C.A. Fixture Matches from 1961-62

| Season  | Players                    | Grade        | Wicket  | Runs |
|---------|----------------------------|--------------|---------|------|
| 1961-62 | WJ Grienke & DR Waddell    | Reserve      | Seventh | 153  |
| 1962-63 | WE Nolan & DG Kirkman      | B            | Fifth   | 127  |
| 1963-64 | D Sinnamon & R Logan       | C            | First   | 256  |
| 1964-65 | KL Biggs & LN Hegvold      | Reserve      | Third   | 212  |
| 1965-66 | D Crane & TM Gannon        | Reserve      | Third   | 174  |
| 1966-67 | JT Harten & ND Campbell    | Reserve      | Sixth   | 129  |
| 1967-68 | JL Harten & KM Gunn        | B            | Second  | 123  |
| 1968-69 | BR Leggat & SR Muspratt    | B            | Fourth  | 172  |
| 1969-70 | RP Easton & D Magee        | Reserve      | Fourth  | 325  |
| 1970-71 | WG Chapman & M Griffen     | Reserve      | Third   | 148  |
|         | CS Lane & D Magee          | Reserve      | Third   | 148  |
| 1971-72 | R Hall & LT Bell           | B            | Fourth  | 198  |
| 1972-73 | J Meldrum & MA Wise        | C            | Fifth   | 177  |
| 1973-74 | CS Lane & T Sims           | Reserve      | Second  | 145  |
|         | CR Leggat & T Drummond     | B            | Eighth  | 145  |
| 1974-75 | BC Marrinan & GD Harvey    | Intermediate | Second  | 176  |
| 1975-76 | G Waters & DS Skirving     | B            | Fourth  | 159  |
| 1976-77 | KE Dudgeon & GJ Madders    | A            | Fourth  | 137  |
| 1977-78 | WG Chapman & N McAuliffe   | B            | Third   | 266  |
| 1978-79 | GM Egan & MA Wise          | Second       | Fourth  | 228  |
| 1979-80 | DS Skirving & LA Dawes     | Fifth (1)    | Fourth  | 207  |
| 1980-81 | C New & D Lee              | Fifth (2)    | First   | 164  |
| 1981-82 | KC Wessels & GJ Madders    | First        | First   | 177  |
| 1982-83 | AN Brown & TM Khan         | First        | Second  | 219  |
| 1983-84 | D Toye & S Meredith        | Third (1)    | First   | 232  |
| 1984-85 | AB Henschell & JF Welsh    | First        | Second  | 212  |
| 1985-86 | AB Henschell & KC Wessels  | First        | Fourth  | 174  |
| 1986-87 | M Gordon & LA Dawes        | Fourth       | Third   | 201  |
| 1987-88 | PL Graham & BN Quinn       | Second (1)   | Fourth  | 216  |
| 1988-89 | WG Chapman & W Leader      | Fourth       | Third   | 196  |
| 1989-90 | GW Mitchell & T Knox       | Under 18     | Third   | 241  |
| 1990-91 | SG Law & ML Hayden         | First        | Second  | 271  |
| 1991-92 | ML Hayden & AJ Brown       | First        | Second  | 272  |
| 1992-93 | ML Hayden & AB Henschell   | First        | Third   | 249  |
| 1993-94 | TG Irvine & SP Myers       | Under 16     | Second  | 221  |
| 1994-95 | ML Hayden & LA Carseldine  | First        | Fourth  | 314  |
| 1995-96 | WJ Bramley & RL McKenna    | Fourth       | Third   | 209  |
| 1996-97 | ML Hayden & LA Carseldine  | First        | Second  | 233  |
| 1997-98 | AR Forbes & WJ Bramley     | Third (1)    | Third   | 198  |
| 1998-99 | TE Brown & MM Br&on        | Women's 1st  | First   | 286  |
| 1999-00 | TJ Tummon & JB Neill       | Fifth (1)    | First   | 222  |
| 2000-01 | JB Neill & AK Dudgeon      | Third        | Third   | 213  |
| 2001-02 | OS Gilchrist & GO Jones    | Third        | Fourth  | 247  |
| 2002-03 | OS Gilchrist & BM Shinnick | First        | Fifth   | 279  |
| 2003-04 | AJ Brown & TC Scott        | Second       | First   | 169  |
| 2004-05 | AJ Brown & RF Shaw         | Third (2)    | Second  | 216  |
| 2005-06 | NJ Kruger & MC Bragg       | First        | Fourth  | 216  |
| 2006-07 | AK Dudgeon & JG Dellit     | Second       | Third   | 198  |
| 2007-08 | NJ Kruger & LA Carseldine  | First        | Second  | 239  |
| 2008-09 | BA Morgan & L Pfeffer      | Under 19     | First   | 203* |
| 2009-10 | MA Macionis & JP Alexander | Sub Dist C5  | Third   | 180  |
| 2010-11 | JD Wildermuth & TF Whip    | Under 18 L/T | Sixth   | 266  |
| 2011-12 | JK Bowe & JE Boyd          | Sub Dist C2  | Fifth   | 219* |
| 2012-13 | AJ Gode & JT Spargo        | First        | Third   | 232  |
| 2013-14 | NM & JM Francis            | Fifth        | Fifth   | 226  |
| 2014-15 | MJE Wing & JS Neill        | Second       | Second  | 207  |
| 2015-16 | MT Blackman & KE Bailey    | Sixth (1)    | Third   | 353* |
| 2016-17 | PM Horgan & BA Pendergast  | Sub Dist B3  | Third   | 231* |
| 2017-18 | LD Pfeffer & JH Beath      | First        | Third   | 194  |
| 2018-19 | DM Perkins & TA Collier    | Second       | Third   | 228  |

## OUTSTANDING BATTING ACHIEVEMENTS

### CENTURY IN EACH INNINGS OF A MATCH

|   | Player      | Scores    | Season  | Grade                          | Opposition         |
|---|-------------|-----------|---------|--------------------------------|--------------------|
| 1 | AJ Brown    | 119 / 132 | 1991-92 | First (day 2) / Second (day 1) | Sandgate-Redcliffe |
| 2 | JD Connolly | 121 & 105 | 1969-70 | Third                          | Balmoral/Wynnum    |

### 1,000 RUNS OR MORE IN A SEASON

|   | Player       | Season  | Total Runs | Grade           | Runs  |
|---|--------------|---------|------------|-----------------|-------|
| 1 | ML Hayden    | 1989-90 | 1 418      | First           | 187   |
|   |              |         |            | First (One Day) | 409   |
|   |              |         |            | Second          | 387   |
|   |              |         |            | Under 19        | 435   |
| 2 | AJ Gode      | 2018-19 | 1 348      | First           | 607   |
|   |              |         |            | First (One Day) | 281   |
|   |              |         |            | First T20       | 460   |
| 3 | TG Irvine    | 1993-94 | 1 250      | Third           | 196   |
|   |              |         |            | Under 16        | 1 054 |
| 4 | LD Pfeffer   | 2017-18 | 1 004      | First           | 692   |
|   |              |         |            | First (One Day) | 201   |
|   |              |         |            | First T20       | 111   |
| 5 | AB Henschell | 1992-93 | 1 002      | First           | 705   |
|   |              |         |            | First (One Day) | 297   |

## OUTSTANDING BOWLING ACHIEVEMENTS

|         |  |
|---------|--|
| 1937-38 | Third Grade dismissed Toombul/Sandgate for 9 (A Landry 4/5, B Thomas 3/4)        |
| 1972-73 | Schoolboy Grade dismissed Sandgate-Redcliffe for 7 (GN Power 7/1, J Herbert 3/6) |

### 100 WICKETS IN A SEASON

|   | Player   | Wickets | Season  | Grade  |
|---|----------|---------|---------|--------|
| 1 | G Crispe | 100     | 1964-65 | Fourth |

### 10 WICKETS IN AN INNINGS

|   | Player        | Figures | Season  | Grade  | Opposition      |
|---|---------------|---------|---------|--------|-----------------|
| 1 | JH Dawes      | 10/18   | 1988-89 | First  | Beenleigh/Logan |
| 2 | VR Gray       | 10/63   | 1933-34 | Second | University      |
| 3 | NJO McDermott | 10/70   | 1924-25 | Fourth | West            |

### 9 WICKETS IN AN INNINGS

|   | Player      | Figures | Season  | Grade            | Opposition         |
|---|-------------|---------|---------|------------------|--------------------|
| 1 | AL Duncan   | 9/6     | 1958-59 | Third            | Toombul/Sandgate 1 |
| 2 | SW Ayres    | 9/14    | 1914-15 | First            | Goodna             |
| 3 | AL Duncan   | 9/23    | 1958-59 | Second           | West               |
| 4 | J Voll      | 9/24    | 1999-00 | B2 Sub Districts | Bayside Muddies    |
| 5 | WE Nolan    | 9/27    | 1957-58 | Third            | West               |
| 6 | JW McLaren  | 9/34    | 1907-08 | First            | South Brisbane     |
| 7 | DG Larke    | 9/35    | 2017-18 | Fourth           | Western Suburbs    |
| 8 | W Armstrong | 9/74    | 1933-34 | Second           | North              |

## TWO HAT TRICKS IN ONE INNINGS

|   | Player      | Figures | Season  | Grade    | Opposition |
|---|-------------|---------|---------|----------|------------|
| 1 | M Retchless | 8/13    | 1957-58 | Under 18 | Toombul    |

## DOUBLE HAT TRICKS (4 Wickets in 4 Balls)

|   | Player | Season  | Grade  | Opposition       |
|---|--------|---------|--------|------------------|
| 1 | C Hoy  | 1951-52 | Second | Toombul/Sandgate |

## HAT TRICKS

|    | Player       | Season  | Grade         | Opposition               |
|----|--------------|---------|---------------|--------------------------|
| 1  | V Macdonald  | 1899-00 | First         | Nundah                   |
| 2  | T Byrne      | 1902-03 | First         | Toombul-Nundah           |
| 3  | AV Valley    | 1905-06 | First         | Oxley                    |
| 4  | JW McLaren   | 1906-07 | First         | Oxley                    |
| 5  | SW Ayres     | 1911-12 | First         | Toombul                  |
| 6  | A Hurwood    | 1922-23 | First         | N/R                      |
| 7  | J Stafford   | 1926-27 | First         | QCA Colts                |
| 8  | A Hurwood    | 1930-31 | First         | Toombul                  |
| 9  | M O'Connell  | 1934-35 | Third         | Norths                   |
| 10 | D Johnston   | 1935-36 | Second        | Norths                   |
| 11 | SJ Ferguson  | 1937-38 | Second        | Toombul-Sandgate         |
| 12 | WE Nolan     | 1938-39 | Fourth        | Toombul                  |
| 13 | EI Maguire   | 1939-40 | Third         | N/R                      |
| 14 | N Simpson    | 1946-47 | Second        | University               |
| 15 | ND Campbell  | 1949-50 | Third         | Valley (1)               |
| 16 | JD Spain     | 1949-50 | Third         | East-Balmoral            |
| 17 | M O'Shea     | 1953-54 | Fourth        | N/R                      |
| 18 | BS Warlow    | 1955-56 | Under 18      | N/R                      |
| 19 | BS Warlow    | 1955-56 | Under 18      | N/R                      |
| 20 | AL Duncan    | 1955-56 | Fourth        | N/R                      |
| 21 | AJ T Bailey  | 1956-57 | First         | Wests                    |
| 22 | RL Barber    | 1957-58 | Schoolboy     | N/R                      |
| 23 | AL Duncan    | 1959-60 | Second        | N/R                      |
| 24 | JT Oliphant  | 1959-60 | Schoolboy     | N/R                      |
| 25 | BR Freeman   | 1963-64 | Second        | Souths                   |
| 26 | L Groves     | 1964-65 | Under 18      | Balmoral-Wynnum          |
| 27 | A Gibson     | 1966-67 | Under 18      | Sandgate-Redcliffe       |
| 28 | C Thorley    | 1966-67 | Under 18      | East                     |
| 29 | B Sharp      | 1966-67 | Third         | Balmoral-Wynnum          |
| 30 | K Flanders   | 1967-68 | Fourth        | N/R                      |
| 31 | PH McMurdo   | 1969-70 | Under 18      | N/R                      |
| 32 | C Thorley    | 1970-71 | Schoolboy     | East                     |
| 33 | CR Leggat    | 1971-72 | Fourth        | Norths                   |
| 34 | DR O'Rourke  | 1976-77 | Under 18      | Wynnum-Manly             |
| 35 | ST Janes     | 1978-79 | Fourth        | East 2                   |
| 36 | A Simcox     | 1980-81 | Fourth        | Toombul                  |
| 37 | A Simcox     | 1980-81 | Fifth         | Wests                    |
| 38 | RAJ Anderson | 1992-93 | Second        | Gold Coast               |
| 39 | MJ Ogilvie   | 1992-93 | Sixth         | Wynnum-Manly             |
| 40 | CF Kempnich  | 1995-96 | Sixth         | Toombul                  |
| 41 | JW Watts     | 1996-97 | Third (1)     | Norths                   |
| 42 | MK Smith     | 1997-98 | Third (2)     | Sandgate-Redcliffe       |
| 43 | DK Hickey    | 1997-98 | B1 (Sub Dist) | Toombul                  |
| 44 | KG Tuite     | 1997-98 | C1 (Sub Dist) | Stafford                 |
| 45 | SC Barlow    | 1998-99 | Fourth (2)    | Valley (1)               |
| 46 | R Gmeinder   | 1998-99 | B2 (Sub Dist) | Bayside Muddies          |
| 47 | AR Townsley  | 1998-99 | C2 (Sub Dist) | Brookfield               |
| 48 | G Hall       | 1998-99 | Women's 1st   | Redbank Plains           |
| 49 | BJ Creevey   | 1999-00 | Fourth (1)    | Beenleigh-Logan          |
| 50 | A Mason      | 1999-00 | B2 (Sub Dist) | Taringa Rovers           |
| 51 | R Appruzzese | 1999-00 | C3 (Sub Dist) | Brookfield               |
| 52 | MI Mortimer  | 2000-01 | Under 18      | Souths                   |
| 53 | TE Brown     | 2001-02 | Women's 1st   | Sandgate-Redcliffe       |
| 54 | TE Brown     | 2002-03 | Women's 1st   | Wests                    |
| 55 | NM Hutton    | 2002-03 | Fourth (2)    | Valley (1)               |
| 56 | NJ Condon    | 2003-04 | Fifth (2)     | Souths (1)               |
| 57 | ST Barnard   | 2005-06 | Over 40's     | University               |
| 58 | DC Ham       | 2007-08 | B1 (Sub Dist) | Alexandra Hills          |
| 59 | AK Dudgeon   | 2008-09 | T20 Second    | University               |
| 60 | KIR McKay    | 2012-13 | C2 (Sub Dist) | Rochedale South          |
| 61 | HT Pedrola   | 2012-13 | T20 Legends   | Souths                   |
| 62 | JP Alexander | 2013-14 | C2 (Sub Dist) | Brackenridge             |
| 63 | AJ Gode      | 2015-16 | First         | Toombul                  |
| 64 | DJ Cook      | 2015-16 | Sixth (1)     | South Brisbane           |
| 65 | ML Taylor    | 2015-16 | Sixth (2)     | Redlands                 |
| 66 | JE Cope      | 2016-17 | Women's 2nd   | Gold Coast               |
| 67 | KG Cronin    | 2017-18 | Fourth        | Western Suburbs          |
| 68 | K Sutherland | 2017-18 | Women's 1st   | University of Queensland |



## THE FRANK & NOREEN VIDLER MEMORIAL TROPHY FOR CONTRIBUTION TO JUNIOR CRICKET

The Frank & Noreen Vidler Memorial Trophy is an important trophy awarded to a player, coach, administrator, committee member, mentor or volunteer who has done something significant in relation to junior or youth cricket during the season as Frank Vidler loved to encourage young players to enjoy the game and improve their skills. Frank was a very fine fast bowler. In 225 premierships matches from 1948 to 1968 he took 486 wickets. 123 of those matches were in First Grade where he captured 273 wickets. Frank and Noreen were wonderful people and great supporters of the club. Thanks to the financial support of the Vidler family this trophy will be presented every year as long as the club exists.

| Season  | Winner          | Achievement   |
|---------|-----------------|---|
| 2010-11 | Jack Beath      | Outstanding season as a player in junior and senior cricket |
| 2011-12 | Jai Lembryk     | Outstanding season as a player in junior and senior cricket |
| 2012-13 | Gillian Bristow | Outstanding service as an administrator of junior cricket   |
| 2013-14 | Steve Farley    | Outstanding service as an administrator of junior cricket   |
| 2014-15 | Emma Kirkland   | Outstanding service as an administrator of junior cricket   |
| 2015-16 | Martin Bell     | Outstanding service as an administrator of junior cricket   |
| 2016-17 | Karen Willis    | Outstanding service as an administrator of junior cricket   |
| 2017-18 | Robert Bailey   | Outstanding service as an administrator of junior cricket   |
| 2018-19 | Chris Zipf      | Outstanding service as an administrator of junior cricket   |



Junior Management Committee official, Chris Zipf, receiving the Frank & Noreen Vidler Memorial Trophy for his outstanding service to junior cricket during the 2018/19 season..

# JUNIORS SECTION 2018/2019

## JUNIOR MANAGEMENT COMMITTEE & COACHING REPORT

For such a huge undertaking involving so many teams and individuals, this past season was one of the smoothest I can remember. This is no doubt due to our ever improving communications and the wonderful efforts of all the JMC members. The improved mowing of grounds due to our new mowing contracts has meant that we have more control over the quality of surface at numerous junior grounds. No doubt this has an overall benefit to all users of the facilities.

The Woolworths Cricket Blast Program (Junior Blaster and Master Blaster) has been a great success at our club and with even more creative initiatives coming next season, this introductory level for kids will only grow. This provides a great springboard into our other junior comps and provides a great atmosphere down at the grounds. Well Done to Kaz (Karen Willis) and her ongoing effort here.

Our Super 6 Friday night under lights for under 8's and 9's still proves to be a flagship comp. The new improved light towers now offer fantastic lighting on Number 2 oval, with benefits for the whole complex. The introduction of these new towers with massively improved lighting means we were able to begin playing twilight games for some age groups on Sunday afternoons and past sunset. The results were very positive with the kids loving the chance to play on turf under lights with a coloured ball.

The scope and potential for use of these lights is massive. With dwindling grounds and more teams, the opportunity to play at home or even on a good surface is getting more difficult each year. This now allows for midweek and weekend games to be played for both seniors and juniors. I cannot overstate the value these lights will have for all club members in coming seasons.

We continued to present opportunities to all our juniors, even those who miss representative team. Last season was no different, with an under 16 comp that played one day games against several other Premier clubs. This gives these players a chance to further develop their skill, play on higher quality grounds and hopefully encourages them stay in the game for longer. This is a potential stepping stone into other rep sides or to lower grade senior men's teams.

We continue to run our 'coach the coach' sessions which cover all skills and these were well attended by coaches and other interested

parents. Our wicketkeeping night, when junior keepers were upskilled by our great stable of coaching/playing keepers was first class. This is an area we will continue to put more effort into, as our junior coaches are the most important and easiest way to establish a sound skill base at each age level. A one hour session can add so much knowledge for a coach, as well as widening the coaching networks.

The end of season gala night went extremely well and was very well attended. This event keeps growing and is a great way to celebrate the end of the season. Thanks to Jack Wildermuth for his time to hand out awards, sign autographs and pose for countless photos.

Girls cricket is still on the rise and there are multiple new programs and coaching available for these players. We will have to find more venues for the girls to play and train, but it will be worth the challenge.

The many portfolio holders within the JMC have roles that involve a huge amount of organisational skill, time, patience and resilience. Without this committee we could not get anywhere near the level of product that is delivered. As always, we are striving to get better and continue to face many challenges, but this forward thinking committee has a broad knowledge base and I feel the club is well placed for the future.

Many thanks again to those who contribute so much behind the scenes and to the ongoing full support offered from our club's senior executive committee. Well done parents for helping your kids to be involved in a great sport for life and a club for life.

See you next season.

**Clinton "George" Kempnich**  
**Chairman Junior Management Committee**  
**Director of Junior Coaching**  
CA Level 3 High Performance Coach

**KEEPING YOUTH BUSY IN SPORT**



Just some of the team kits being checked and restocked in preparation for the season.

## JUNIOR TEAM COACHES & MANAGERS FOR 91 TEAMS

| Age Group                     | Team   | Coach                                   | Manager                                |
|-------------------------------|--------|---|--|
| <b>Open Div</b><br>(4 teams)  | Blue   | Geoff Waite                             | Geoff Waite                            |
|                               | Green  | Blake Micallef                          | David Keir                             |
|                               | Orange | Murray Smith & Campbell Forbes          | Luen Pearce                            |
|                               | Red    | Stephen Harding                         | Anthony Lyons                          |
| <b>Under 15</b><br>(8 teams)  | Blue   | Rob Ferrier                             | Robert Hughes                          |
|                               | Green  | Stephen Barwell                         | Chris Mackie                           |
|                               | Grey   | Eugene Newman                           | Karl Innes                             |
|                               | Navy   | Shannon O'Connell                       | John Pye                               |
|                               | Orange | Peter Kelly                             | Lucy Snelling                          |
|                               | Purple | Craig Willis                            | Will Vandenberg                        |
|                               | White  | Cameron Taylor                          | Andrea Hurwood                         |
|                               | Yellow | Matt Watt & Michael Foxlee              | Luke Treston                           |
| <b>Under 14</b><br>(7 teams)  | Blue   | Richard Anderson & Matt Du Payne        | Gavin Nuss                             |
|                               | Green  | Craig Trindall                          | Steve Marton                           |
|                               | Grey   | Mac Feltham                             | Alex Coleman                           |
|                               | Navy   | Tony Dudgeon                            | Goolam Cassim                          |
|                               | Orange | Danny Syrett                            | John Weaver                            |
|                               | Purple | Tim Cope                                | Daniel Bear                            |
|                               | Yellow | Rod Huntley                             | Tim Ferguson                           |
| <b>Under 13</b><br>(8 teams)  | Black  | Phil Tinetti                            | Darren Jones                           |
|                               | Blue   | Craig Willis & Rufus Gandhi             | Amanda Gandhi                          |
|                               | Green  | Fergus Rees & Craig Bellamy             | Nicola Buck                            |
|                               | Maroon | Nathan Sharland                         | Matt Watt                              |
|                               | Navy   | Paul Collins & Will Garske              | Jim Gordon                             |
|                               | Purple | Matt Wilcox                             | Mick O'Keeffe                          |
|                               | Red    | Carl Hallion                            | Brendan Reck                           |
|                               | Silver | Matthew Nickelson                       | Mark Frost                             |
| <b>Under 12</b><br>(11 teams) | Black  | Nick Winwood                            | Julie Stannard, Emma Smith (Post-Xmas) |
|                               | Blue   | Tony Lewis & Peter Barr                 | Rachel Charles                         |
|                               | Green  | Matthew Horton                          | Ben Wallwork                           |
|                               | Grey   | Matt Forrester                          | Rebecca Treston                        |
|                               | Maroon | David Gant & Nick Syrett                | Jacqui Greaves                         |
|                               | Navy   | Peter Tozer & Paul Grady                | Tracey Grady                           |
|                               | Orange | Justin Beirne                           | Jeanette Davidson                      |
|                               | Purple | Fergus Rees                             | Andrew Barron                          |
|                               | Red    | Michael Moore                           | Mark Smeaton                           |
|                               | Silver | Martyn Hancock & Brett Spicer           | Natasha Forrest                        |
|                               | Yellow | James Naughton                          | Justin Clarke                          |
| <b>Under11</b><br>(11 teams)  | Black  | Philip Collins                          | Scott Craig                            |
|                               | Blue   | Paul Clive                              | Ian Walsh                              |
|                               | Gold   | Colin Clark                             | Sam Daly                               |
|                               | Green  | Jason Lambley                           | Jules Horton                           |
|                               | Grey   | John Bacalakis                          | Brian Polich                           |
|                               | Maroon | Matt McPhee                             | Alan Flynn                             |
|                               | Navy   | Chris Smith & Cameron Mercer            | Sean Rothwell                          |
|                               | Orange | Greg Noon, Nirav Goradia & Julian Cosmi | Daniel Lewis                           |
|                               | Purple | Darren Schmidt                          | Ian Preston                            |
|                               | Silver | Fergus Rees                             | Alexandra Blake                        |
|                               | Yellow | Andrew Varvari                          | Tim Powell                             |

## JUNIOR TEAM COACHES & MANAGERS continued

| Age Group                     | Team                           | Coach                                  | Manager                                    |
|-------------------------------|--------------------------------|--|--|
| <b>Under 10</b><br>(17 teams) | Amber                          | Chris McCahon                          | Carolyn Keogh                              |
|                               | Aqua                           | Danny Clementson & Paul Szumowski      | Matt Mahoney                               |
|                               | Black                          | Jim Grayson & Scott Ullman             | Julian Page                                |
|                               | Blue                           | Andrew Carlson                         | Kristine Murdoch                           |
|                               | Brown                          | Doug Vickery & Gavin Bartlett          | Sandy Miller, Damien Butler (Post-Xmas)    |
|                               | Gold                           | Luke Nothdurft                         | Robert Isaac                               |
|                               | Green                          | Mark Wiebgen                           | James Metzeling                            |
|                               | Grey                           | Steele Tallon & Craig Smith            | Emma McGlade                               |
|                               | Maroon                         | Simon Marlow                           | Shelley Carter                             |
|                               | Navy                           | Peter Beaton & Clint Easter            | Jodie Beaton                               |
|                               | Orange                         | Chris Smith                            | Emma Blanch                                |
|                               | Purple                         | Tony O'Neill & Warwick Walsh           | Joel Hockey                                |
|                               | Red                            | Martin Blaszczyk                       | John Garden                                |
|                               | Red (Post)                     | Derek Hanna & Shaun O'Leary            | Sarah Thomas                               |
|                               | Silver                         | Brendan McConville, Jeremy Bird (Post) | Sam Barrett                                |
|                               | White                          | Simon Andrews                          | Carleigh Andrews                           |
| Yellow                        | Tony Speedy & Michael O'Keeffe | Rebecca Ambrose                        |  |
| <b>Under 9</b><br>(15 teams)  | Bulls                          | Ian Bathgate                           | Brent and Heidi Stevens                    |
|                               | Colts (Post)                   | Michael Jordan                         | Emma Taylor                                |
|                               | Crocodiles                     | Nick Revis                             | Vanessa Johansen                           |
|                               | Dolphins                       | David Blakemore & Paul Armstrong       | Melissa Blakemore                          |
|                               | Falcons                        | Andrew Schimke & Matt Blinkhoff        | Krista Champion                            |
|                               | Kangaroos                      | John Bacalakis                         | Cindy Bacalakis                            |
|                               | Koalas                         | Ben Wallwork & Tim Gordon              | Charlotte Smith                            |
|                               | Lions                          | Andrew Green                           | Jeremy Durbin                              |
|                               | Magpies                        | Marc Banvill                           | Ryan Spain                                 |
|                               | Rams                           | John Duncan                            | Rob Macfarlane                             |
|                               | Redbacks                       | Michael Chandler                       | Donna Lynn                                 |
|                               | Rosellas                       | Fergus Rees                            | Georgia Gordon                             |
|                               | Sharks                         | Justin Barlow                          | Lynette Barlow                             |
|                               | Stingrays                      | William Stafford                       | Karen Stafford                             |
| Waterdragons                  | Jim Costello                   | Charles O'Reilly                       |  |
| <b>Under 8</b><br>(10 teams)  | Brumbies                       | Andrew Deane                           | Noreen Dillane, Steven Canning (Post-Xmas) |
|                               | Crows                          | Matthew Newlands                       | Simon Marlow                               |
|                               | Eagles                         | Scott Craig                            | Tracey Gordon                              |
|                               | Emus                           | Rory O'Shea                            | Franki Simmons                             |
|                               | Geckos                         | Bec Betteridge                         | Claire Nicholas                            |
|                               | Goannas                        | Mark Rainbow                           | Sharon Gillett                             |
|                               | Hawks                          | Wayne Hamburger                        | Rod Smith                                  |
|                               | Marlins                        | Sophie Vidakovic                       | Danita Martin                              |
|                               | Taipans                        | Julian Farrugia, Sarah & Geoff Bell    | Robyn Garrett                              |
|                               | Wallabies                      | Luke Steel                             | Nadia Vedelago                             |



## JUNIOR GIRLS TEAM COACHES & MANAGERS FOR 13 TEAMS

| Age Group                     | Team               | Coach                          | Manager          |
|-------------------------------|--------------------|--------------------------------|------------------|
| <b>Under 8/9</b><br>(4 teams) | Cockatiels         | Mike Moore                     | Megan Daniel     |
|                               | Kookaburras        | Mehan Siriwardhane             | Janaki Retnasaba |
|                               | Lorikeets          | Robert Bailey                  | Marin Bell       |
|                               | Owls               | Warwick Walsh & Russell Goslin | Susan Blumhardt  |
| <b>Under 11</b><br>(2 teams)  | Blue               | Adam Callaghan                 | Tony Martin      |
|                               | Pink               | Courtney Stevens               | Alex Dunlop      |
| <b>Under 13</b><br>(3 teams)  | Blue (Pre-Xmas)*   | Robert Bailey                  | Keith Crighton   |
|                               | Green              | Rikki Hoe                      | Sally Lee-Archer |
|                               | Pink (Pre-Xmas)+   | Justin Bond                    | Anthony Lyons    |
| <b>Under 15</b><br>(4 teams)  | Azure (Post-Xmas)* | Robert Bailey                  | Keith Crighton   |
|                               | Blue               | Maurie McNeil                  | Rod Smith        |
|                               | Green              | Grant Mitchell                 | Peter Ryan       |
|                               | Navy               | Jason Pearce                   | Penny McBride    |

\* U13 Blue team moved up to U15 Azure

+U13 Pink players merged into U13 Green and U15 Azure



Junior Blasters at the 'Gabba before a Heat BBL fixture.

# BRISBANE NORTH JUNIOR CRICKET ASSOCIATION TEAM POINTS TABLES

The points below are taken from the BNJCA website. They are based on results and statistics entered into the MyCricket system by club and team volunteers.

## OPEN DIVISION LYNN Pre-Christmas

|                      |              |
|----------------------|--------------|
| Toombul Blue         | 53.63        |
| <b>Valley Red</b>    | <b>36.57</b> |
| Toombul White        | 35.34        |
| Wilston Norths Red   | 29.43        |
| <b>Valley Orange</b> | <b>15.93</b> |
| <b>Valley Blue</b>   | <b>12.88</b> |

## OPEN DIVISION FORREST Pre-Christmas

|                     |              |
|---------------------|--------------|
| <b>Valley Green</b> | <b>44.05</b> |
| Toombul Gold        | 35.00        |
| Wilston Norths Blue | 28.30        |
| Albany Creek Hawks  | 21.15        |

## UNDER 15 LILLEE

|                          |              |
|--------------------------|--------------|
| <b>Valley White</b>      | 49.23        |
| Albany Creek Eagle Hawks | 42.44        |
| St Patricks Gold         | 34.78        |
| <b>Valley Grey</b>       | <b>19.30</b> |
| <b>Valley Yellow</b>     | <b>13.96</b> |

## UNDER 15 CUTTING

|                      |              |
|----------------------|--------------|
| Everton Districts    | 41.57        |
| Ferny Districts Red  | 34.34        |
| <b>Valley Purple</b> | <b>24.04</b> |
| Marist Ashgrove      | 4.20         |

## UNDER 15 REARDON Pre-Christmas

|                      |              |
|----------------------|--------------|
| Wilston-Norths Blue  | 44.75        |
| <b>Valley Navy</b>   | <b>34.88</b> |
| Wilston-Norths Red   | 33.80        |
| Ferny Districts      | 31.48        |
| <b>Valley Orange</b> | <b>20.43</b> |
| Everton Districts    | 20.09        |

## UNDER 15 PRESTWIDGE GIRLS

|                               |              |
|-------------------------------|--------------|
| <b>Valley Green</b>           | <b>71.20</b> |
| <b>Valley Blue</b>            | <b>57.62</b> |
| <b>Valley Navy</b>            | <b>45.93</b> |
| Everton Districts             | 44.70        |
| Wilston Norths                | 23.54        |
| Sandgate Redcliffe Prestwidge | 23.33        |

## UNDER 15 HOPES Pre-Christmas

|                      |              |
|----------------------|--------------|
| <b>Valley Green</b>  | <b>55.88</b> |
| Toombul Blue         | 46.33        |
| Wilston Norths Green | 33.68        |
| <b>Valley Purple</b> | <b>21.16</b> |
| <b>Valley Blue</b>   | <b>20.07</b> |
| Wilston Norths White | 15.97        |

## UNDER 15 JONASSEN GIRLS

|                               |              |
|-------------------------------|--------------|
| Valley Green                  | 54.59        |
| Sandgate Redcliffe Prestwidge | 51.36        |
| Wilston Norths Red            | 44.51        |
| Everton Districts             | 32.20        |
| <b>Valley Azure</b>           | <b>31.75</b> |
| <b>Valley Navy</b>            | <b>26.55</b> |
| <b>Valley Blue</b>            | <b>25.45</b> |

## BRISBANE NORTH JUNIOR CRICKET ASSOCIATION TEAM POINTS TABLES continued

### UNDER 14 BRACKEN Pre-Christmas

|                          |              |
|--------------------------|--------------|
| Toombul Red              | 52.50        |
| Albany Creek Eagle Hawks | 29.89        |
| Ferny Districts Green    | 29.80        |
| Wilston Norths Blue      | 26.58        |
| <b>Valley Yellow</b>     | <b>23.15</b> |
| <b>Valley Purple</b>     | <b>18.77</b> |

### UNDER 14 McKAY Post-Christmas

|                          |              |
|--------------------------|--------------|
| <b>Valley Purple</b>     | <b>40.19</b> |
| <b>Valley Green</b>      | <b>27.12</b> |
| Wilston Norths / Toombul | 23.28        |
| Marist Ashgrove          | 15.94        |

### UNDER 14 JOHNSON Pre-Christmas

|                      |              |
|----------------------|--------------|
| <b>Valley Navy</b>   | <b>46.32</b> |
| St Paul's School     | 36.22        |
| Toombul Green        | 30.18        |
| Wilson Norths Green  | 28.82        |
| <b>Valley Grey</b>   | <b>24.69</b> |
| <b>Valley Orange</b> | <b>24.02</b> |

### UNDER 14 HARRIS Pre-Christmas

|                        |              |
|------------------------|--------------|
| Albany Creek Sea Hawks | 55.96        |
| Ferny Districts Gold   | 35.41        |
| Toombul Black          | 34.63        |
| <b>Valley Blue</b>     | <b>34.22</b> |
| Wilson Norths Red      | 17.80        |
| <b>Valley Green</b>    | <b>15.78</b> |

### UNDER 13 LOVE Pre-Christmas

|                          |              |
|--------------------------|--------------|
| Sandgate Redcliffe Dixon | 51.74        |
| <b>Valley Silver</b>     | <b>46.59</b> |
| Albany Creek Sea Hawks   | 29.44        |
| <b>Valley Navy</b>       | <b>12.92</b> |

### UNDER 13 FINCH Post-Christmas

|                          |              |
|--------------------------|--------------|
| Albany Creek Eagle Hawks | 51.68        |
| <b>Valley Blue</b>       | <b>25.44</b> |
| Ferny Districts White    | 10.78        |
| Marist Ashgrove          | 3.18         |

### UNDER 13 KERR Pre-Christmas

|                      |              |
|----------------------|--------------|
| Wilston Norths Blue  | 58.13        |
| Toombul Yellow       | 44.41        |
| <b>Valley Red</b>    | <b>39.79</b> |
| Toombul Gold         | 20.42        |
| Ferny Districts Red  | 17.42        |
| <b>Valley Purple</b> | <b>15.33</b> |

### UNDER 13 MARSH Post-Christmas

|                                  |              |
|----------------------------------|--------------|
| <b>Valley Black</b>              | <b>47.84</b> |
| <b>Albany Creek Falcon Hawks</b> | <b>31.81</b> |
| Ferny Districts Red              | 26.00        |
| Redcliffe City Cyclones          | 15.65        |

# BRISBANE NORTH JUNIOR CRICKET ASSOCIATION TEAM POINTS TABLES continued

## UNDER 13 PERRY GIRLS Post-Christmas

|                           |              |
|---------------------------|--------------|
| Sandgate Redcliffe Mooney | 60.94        |
| Albany Creek Diamonds     | 51.95        |
| Wilston Norths Gold       | 48.08        |
| Ferny Districts Red       | 41.41        |
| <b>Valley Blue</b>        | <b>32.10</b> |
| <b>Valley Pink</b>        | <b>26.44</b> |
| Ferny Districts Green     | 20.61        |

## UNDER 13 BARSBY Girls

|                             |              |
|-----------------------------|--------------|
| <b>Valley Blue</b>          | <b>76.36</b> |
| <b>Valley Pink</b>          | <b>71.74</b> |
| Ferny Districts Red         | 44.62        |
| Ferny Districts Green       | 36.88        |
| Albany Creek Diamond Hawks  | 36.09        |
| Wilston Norths              | 31.04        |
| Albany Creek Sapphire Hawks | 28.19        |
| <b>Valley Green</b>         | <b>15.93</b> |

## UNDER 13 BURNS Pre-Christmas

|                          |              |
|--------------------------|--------------|
| Albany Creek Eagle Hawks | 53.26        |
| <b>Valley Green</b>      | <b>38.86</b> |
| St Paul's School         | 35.94        |
| Albany Creek Hawks       | 13.35        |
| <b>Valley Maroon</b>     | <b>12.21</b> |
| St Patricks Green        | 3.98         |

## UNDER 13 HENSHELL Pre-Christmas

|                       |              |
|-----------------------|--------------|
| Valley Black          | 53.75        |
| Wilston Norths Red    | 49.15        |
| <b>Valley Blue</b>    | <b>38.89</b> |
| Ferny Districts White | 26.71        |
| Toombul Red           | 22.31        |
| Toombul Silver        | 13.37        |

## UNDER 12 BICHEL

|                          |              |
|--------------------------|--------------|
| Ferny Districts Red      | 44.60        |
| Toombul Yellow           | 44.58        |
| Albany Creek Eagle Hawks | 38.69        |
| <b>Valley Black</b>      | <b>36.10</b> |
| Albany Creek Hawks       | 20.83        |
| Ferny Districts White    | 12.54        |

## UNDER 12 FAULKNER

|                       |              |
|-----------------------|--------------|
| Toombul Black         | 43.46        |
| Toombul Blue          | 41.42        |
| <b>Valley Navy</b>    | <b>28.12</b> |
| Wilston Norths Purple | 27.84        |
| <b>Valley Maroon</b>  | <b>27.78</b> |
| <b>Valley Orange</b>  | <b>15.78</b> |

## UNDER 12 COWAN

|                            |              |
|----------------------------|--------------|
| Wilston Norths Blue        | 52.85        |
| Ferny Districts Red        | 38.06        |
| <b>Valley Silver</b>       | <b>34.86</b> |
| Wilston Norths Red         | 33.31        |
| Albany Creek Sparrow Hawks | 12.17        |
| <b>Valley Yellow</b>       | <b>10.09</b> |

## UNDER 12 BOYCE

|                      |              |
|----------------------|--------------|
| Toombul Silver       | 52.31        |
| Wilston Norths Green | 47.89        |
| Wilston Norths White | 47.64        |
| <b>Valley Blue</b>   | <b>44.02</b> |
| <b>Valley Black</b>  | <b>24.86</b> |
| Toombul Yellow       | 20.68        |

## UNDER 12 WARNE

|                       |              |
|-----------------------|--------------|
| <b>Valley Green</b>   | <b>55.60</b> |
| Wilston Norths Yellow | 41.91        |
| Wilston Norths Black  | 38.23        |
| <b>Valley Grey</b>    | <b>30.09</b> |
| Ferny Districts Gold  | 23.12        |
| Ferny Districts White | 10.68        |

## UNDER 12 HEALY

|                           |              |
|---------------------------|--------------|
| Albany Creek Falcon Hawks | 53.79        |
| Toombul Red               | 41.49        |
| Albany Creek Eagle Hawks  | 35.72        |
| <b>Valley Purple</b>      | <b>31.42</b> |
| Toombul Orange            | 28.99        |
| <b>Valley Red</b>         | <b>15.74</b> |

## UNDER 12 HAURITZ

|                            |              |
|----------------------------|--------------|
| Albany Creek Night Hawks   | 48.64        |
| <b>Valley Maroon</b>       | <b>38.66</b> |
| Albany Creek Kitty Hawks   | 36.64        |
| <b>Valley Red</b>          | <b>21.64</b> |
| Albany Creek Sparrow Hawks | 19.28        |
| Ferny Districts Gold       | 17.50        |



## VDCC JUNIORS HONOUR BOARD CRITERIA

| Area  | Criteria  |
|---|---|
| Representative Players  | <ul style="list-style-type: none"> <li>• Australian Schoolboys</li> <li>• Queensland Schoolboys</li> <li>• Queensland School Sport Metro. Players</li> <li>• BNJCA Championship Team Players</li> <li>• BNJCA Development Team Players</li> </ul> |
| Batting   | <ul style="list-style-type: none"> <li>• Top 10 Run Scorers</li> <li>• Centuries</li> <li>• Half Centuries</li> </ul>   |
| Bowling   | <ul style="list-style-type: none"> <li>• Top 10 Wicket-takers</li> <li>• 5 or more wickets in an innings</li> </ul>   |
| Fielding/Wicketkeeping  | <ul style="list-style-type: none"> <li>• Top 10 Fielding Dismissal-takers</li> </ul>  |
| Please refer to the following pages for current season honour board achievements & the current season team statistics that follow. For all time junior records, please refer to the records section at the very back of the book. |   |

## REPRESENTATIVE PLAYERS

### NATIONAL & STATE REPRESENTATIVES.

|  |                               |
|--|-------------------------------|
| Queensland Metro Under 19 Development Squad (Male)     | Nick McGill                   |
| Queensland Academy of Sport Development Squad (Female) | Charli Knott                  |
| Queensland Under 18 Training Squad (Female)            | Jessica Bradley, Charli Knott |

### QUEENSLAND SCHOOL SPORT STATE REPS.

|                                   |                  |
|-----------------------------------|------------------|
| Queensland Schoolboys 15-19 Years | Christian Murphy |
|-----------------------------------|------------------|

### QUEENSLAND SCHOOL SPORT METROPOLITAN REPS.

| AGE GROUPS | REGION | PLAYERS             |
|------------|--------|---------------------|
|            |        | No details provided |

## REPRESENTATIVE PLAYERS continued

### BRISBANE NORTH JCA CHAMPIONSHIP TEAM PLAYERS

Valley Reps. for the Queensland Junior Cricket Association State Championships

| AGE GROUPS      | PLAYERS   | VENUES & OFFICIALS  |
|-----------------|---|---|
| <b>UNDER 15</b> | Charlie Sims  | <b><u>Sunshine Coast</u></b><br>Coach: Col Wade<br>Manager: Craig Manly<br>Scorer: Melinda Balkin                       |
| <b>UNDER 14</b> | Charlie Thomas<br>Angus Tolhurst<br>Hugh Weibgen                | <b><u>Brisbane (Northgate)</u></b><br>Coach: Bryan Hadden / Nick McPhee<br>Manager: Mark Weibgen<br>Scorer: Nick Thomas |
| <b>UNDER 13</b> | Tom Hallion<br>William Nickleson<br>Billy Nuss<br>Callum Vidler | <b><u>Gold Coast</u></b><br>Coach: Ian Reeves<br>Manager: David Fielding<br>Scorer: Melinda Balkin                      |
| <b>UNDER 12</b> | Harry Frost<br>Leo Henry<br>Findlay Jones<br>Samuel Lewis       | <b><u>Rockhampton</u></b><br>Coach: Steve Casey<br>Manager: Michael Corrie<br>Scorer: Dan Cleary                        |

**BRISBANE NORTH JCA DEVELOPMENT TEAM PLAYERS**  
**Valley Reps. for the Queensland Junior Cricket Association Development Tournaments**

| AGE GROUP                                     | PLAYERS   | VENUES & OFFICIALS   |
|---|---|--|
| <b>UNDER 14</b><br>(2 teams)                  | <b><u>Maroon:</u></b><br>Benjamin Ferguson<br><b><u>Blue:</u></b><br>Max Clark<br>Max Hrstich<br>Lachlan Mackay   | <b><u>Sunshine Coast</u></b><br><b>Maroon / Blue</b><br>Coaches: Mark Redmond / Hamish Thompson<br>Managers: Craig McLean / Craig Grauf<br>Scorer: Tim Dutton / Tom Hadden |
| <b>UNDER 13</b><br>(2 teams)                  | <b><u>Ballina:</u></b><br>Riley Dudgeon<br>Jock Horton<br>Saxon Jeh<br>John Morrisey<br>Lachlan Reck<br>Thomas Stubbin<br><b><u>Ipswich:</u></b><br>Thomas Howard<br>Jude Seton | <b><u>Ballina / Ipswich</u></b><br>Coaches: Aaron Mills / Richard Clay (Matthew Clay)<br>Managers: Tony Dudgeon / Laurie Hallam<br>Scorers: Garth Stubbin / Brendan Storer |
| <b>UNDER 12</b><br>Ian Healy Cup<br>(2 teams) | <b><u>Blue:</u></b><br>Kevin Kingsmill<br>Lachlan McCall<br>Luke Ward<br><b><u>Maroon:</u></b><br>James Brandon<br>Ryan Gant<br>Jackson Grady<br>Harry Gulliver                 | <b><u>Brisbane</u></b><br><b>Blue / Maroon</b><br>Coaches: Jack Doyle / Blake Wrigley<br>Managers: Damien Walker / Mark Gulliver<br>Scorers: Brad Ward / Jacqui Greaves    |



Under 14 team at Ashgrove Sports Ground.

# REPRESENTATIVE PLAYER DEVELOPMENT COMPETITIONS

VDCC players participate in club representative teams that compete in the **Brisbane North Junior Cricket Association** competitive development competitions.

The **BNJCA U13 REEVESIE CUP** and **U14 ANSTEY LA FRANTZ SHIELD** teams, are utilised by the club to give our improving players opportunities to play at higher levels than the junior club competitions, so that they could gauge their development and seek opportunities to be selected in BNJCA Representative Championship and Development teams that compete in annual Queensland Junior Cricket Association State Championships and Development Tournaments.

These teams also provide opportunities for club coaches, managers and scorers to be involved, which can lead to them being appointed to various Brisbane North teams for QJCA Championships. This is a wonderful experience for these people to be able to work with and mentor players during these weeks with their teams.

The **U13 REEVESIE CUP COMPETITION** is used for the selection of Under 13 representative teams. It provides good opportunities for selectors to have a look at the players in real game situations.

The **U14 ANSTEY LA FRANTZ SHIELD COMPETITION** provides Under 14 players with opportunities to play competitive games in environments that aim to replicate representative or senior grade cricket. Grading players at trials spreads the talent as evenly as possible across all teams and this method is adopted to help improve competitiveness and provide a better 'view' of the players for representative selection.

## **U15 RAY WEIER CUP (not contested this season)**

| <b>UNDER 13 REEVESIE CUP COMPETITION</b> |                   |             |               |
|--|-------------------|-------------|---------------|
| <b>Team</b>                              | <b>Team Name</b>  | <b>Wins</b> | <b>Points</b> |
| <b>1</b>                                 | <b>Heat</b>       | <b>2</b>    | <b>24.40</b>  |
| <b>2</b>                                 | <b>Scorchers</b>  | <b>2</b>    | <b>23.88</b>  |
| <b>3</b>                                 | <b>Thunder</b>    | <b>1</b>    | <b>14.95</b>  |
| <b>4</b>                                 | <b>Hurricanes</b> | <b>0</b>    | <b>7.01</b>   |

### **Report from VDCC Parent, Tony Dudgeon:**

The Reevesie Cup is a great concept. Held annually it is used for selection of BNJCA U13 representative teams. The format is 3 x 50 over matches held over three consecutive Sundays at Everton CC on Turf wickets. The best 48 players selected in our zone all compete against each other and the winner of the competition is announced.

Valleys had a strong group of boys across the four teams. In team Heat: William Nickelson, John Morrissey, Callum Vidler and Max Slaughter. In team Thunder: Jock Horton, Tom Hallion and Dylan Hollins. Featuring in Hurricanes: Daniel Johnson and Thomas Howard. Billy Nuss and Riley Dudgeon were featured in the Scorchers side.

At the end of the competition (played on challenging decks) the Heat took home the number one spot, with the Scorchers trailing behind in second. The Thunder placed 3rd and the Hurricanes took 4th spot. All the boys played well, doing the club and themselves immensely proud.

From the games three sides were picked, with these Valleys players below selected to represent Brisbane North at the following cricket carnivals:

#### U13 State Championship (Gold Coast)

Billy Nuss, Callum Vidler, Tom Hallion, William Nickelson and John Morrissey

#### Ballina Cup (Ballina)

Daniel Johnson, Riley Dudgeon, John Morrissey and Jock Horton

#### Ipswich Cup (Ipswich)

Thomas Howard.

| <b>UNDER 14 ANSTEY LA FRANTZ SHIELD COMPETITION</b> |                    |             |               |
|---|--------------------|-------------|---------------|
| <b>Team</b>   | <b>Team Name</b>   | <b>Wins</b> | <b>Points</b> |
| <b>1</b>  | <b>Bushrangers</b> | <b>2</b>    | <b>24.78</b>  |
| <b>2</b>  | <b>Redbacks</b>    | <b>2</b>    | <b>23.93</b>  |
| <b>3</b>  | <b>Tigers</b>      | <b>0</b>    | <b>11.71</b>  |
| <b>4</b>  | <b>Lions</b>       | <b>0</b>    | <b>10.96</b>  |

### **Report from VDCC Parent, Simon Tolhurst:**

Valleys were again well represented in the battle for the Anstey/La Frantz Shield (**ALF**) in November 2018.

ALF brings together the best players from within the Brisbane North region, placing them into four teams for a round robin competition played over 3 weekends. The concept is to have the best players in the region pit their skills against each other in a game situation – the goal being not only to select the players that are to represent Brisbane North at the State Championships, but to also identify and develop up and coming players.

This year the U14 Brisbane North Championship team won the State Championships and remain undefeated 4 years in a row, which is an indication of the strength and depth in the ALF.

This year's competition saw the Bushrangers collect the ALF Shield with 25 points, closely followed by the Redbacks on 24 points, Tigers on 12 and Lions on 11.

Congratulations should go to the following Valley's players on their selection in the ALF competition and on their performances: Oliver Spence (35), Lachlan Mackay (1/25), Tom Francey, Max Clark, Ethan Du Payne (1/12), Hugh Weibgen (77)(3/28), Charlie Thomas and Angus Tolhurst (79\*)(2/10).

## UNDER 15 DEVELOPMENT COMPETITION

|                |  |
|----------------|--|
| <b>Coach</b>   | <b>Tony Dudgeon &amp; Andrew Francey</b> |
| <b>Manager</b> | <b>Chris Zipf</b>                        |

### U15 Development Squad members:

Tom Francey, Harry Forster, Cameron Willis, Jesse O'Neill, Matthew Trotter, Marcus Zipf, Ryan Harten, Ethan Du Payne, Jack McAuliffe, Matthew Gant, Aiden O'Connell, Nick Muir, Cooper Mackie, Connor Nowlan, Darcy Lewis, Jaxon Barwell, Lachlan Mackay, Dan Matheson and Tom Pfitzner.

### Report from VDCC Parent, Chris Zipf:

In response to the loss of the Weir and Watson Cup competitions, the four Brisbane north-side senior Premier Cricket clubs came together to play a series of inter-club games under the banner of an U15 competition, focusing on the development of junior players in this intermediate age group.

The concept was initially developed by Valleys to assist with the step-up between Saturday junior cricket, and Taverners and Senior Cricket. The concept also allowed for up to two U16 Taverners squad members play depending on weekly selection.

The competition consisted of six 40-over games played between Valleys, Norths, Toombul and Sandgate-Redcliffe on a Sunday in the pre-Christmas period, around other junior representative commitments, each team playing each other twice on a home & away basis.

Rather than traditional competition play, the emphasis was on coaching higher-level skills such as scenario-based game awareness, in addition to refining core technical skills and building experience through the challenge of playing at a higher standard on turf wickets. Fielding restrictions and power plays were introduced providing a further learning experience for these developing cricketers. Jessie O'Neill, Harry Forster and Marcus Zipf also developed their captaincy skills leading the side in different rounds.

The concept proved successful, with an additional T20 day where all four teams played two games each to complete the concept (and make up for an earlier round lost to weather). All four clubs have agreed to continue the concept in the 2019/20 season.



Pat Culpan with Peter Anderson on Grand Cayman Island.  
A former First Grader and First Class player for both Queensland and South Australia,  
Peter is now the National Coach of the Cayman Islands cricket team.

# HONOUR BOARD PERFORMANCES 2018/19

## JUNIOR GRADES U11 – OPEN

### TOP 10 RUN-SCORERS

|    | Player                     | Team           | Inns | Runs | Avg    |
|----|----------------------------|----------------|------|------|--------|
| 1  | Clark, Angus A             | 11 Gold        | 15   | 431  | -      |
| 2  | Tozer, William             | 12 Navy/Maroon | 10   | 412  | 137.33 |
| 3  | Smith, Archie C            | 12 Black       | 11   | 378  | 63.00  |
| 4  | Hogan, Holly R             | 11 Gold        | 15   | 366  | 366.00 |
| 5  | Willis, Cameron B          | 15 Purple      | 8    | 353  | 117.67 |
| 6  | Tolhurst, Angus S          | 14 Navy        | 5    | 351  | 117.00 |
| 7  | Knowles, George S          | 11 Gold        | 15   | 347  | -      |
| 8  | Hogan, Harry G             | 11 Gold        | 15   | 322  | 322.00 |
|    | Sorensen-Bews, Christian A | 13 Black       | 10   | 322  | 64.40  |
| 10 | Reck, Harrison             | 12 Black       | 11   | 302  | 50.33  |

### TOP 10 WICKET-TAKERS

|   | Player                     | Team            | Mtchs | Overs | Runs | Wkts | Avg   | BBowl |
|---|----------------------------|-----------------|-------|-------|------|------|-------|-------|
| 1 | Hogan, Harry G             | 11 Gold         | 15    | 35    | 157  | 23   | 6.83  | 5/15  |
| 2 | Hogan, Holly R             | 11 Gold         | 15    | 47    | 215  | 20   | 10.75 | 4/21  |
|   | Duncan, Luke P             | 11 Gold         | 15    | 42    | 233  | 20   | 11.65 | 4/25  |
|   | Knowles, George S          | 11 Gold         | 15    | 44.1  | 228  | 20   | 11.40 | 4/11  |
| 5 | Clark, Angus A             | 11 Gold         | 15    | 42    | 176  | 19   | 9.26  | 3/14  |
| 6 | Martin, Sophie A           | 11 Blue         | 9     | 24    | 144  | 15   | 9.60  | 4/9   |
|   | Skioen, Daniel A           | Open Green      | 5     | 52    | 170  | 15   | 11.33 | 5/62  |
|   | Vavra-Quintanilla, Luka    | 11 Gold         | 14    | 38.1  | 275  | 15   | 18.33 | 5/15  |
| 9 | Sorensen-Bews, Christian A | 13 Black        | 10    | 37.5  | 103  | 14   | 7.36  | 2/0   |
|   | Scott, Dominic L           | 11 Navy         | 8     | 23    | 117  | 14   | 8.36  | 4/15  |
|   | Challenor, Ted J           | 12 Purple/Black | 10    | 39.1  | 126  | 14   | 9.00  | 4/8   |

### TOP 10 FIELDING DISMISSALS (including 'keepers)

|   | Player               | Team             | Mtchs | Ct | St | Total |
|---|----------------------|------------------|-------|----|----|-------|
| 1 | Fischer, Thomas I    | Open Green       | 4     | 9  | 4  | 13    |
| 2 | Hollins, Brodie J    | 14 Green         | 8     | 12 | 0  | 12    |
|   | Ward, Luke M         | 13 Blue          | 8     | 8  | 4  | 12    |
| 4 | Challenor, Ted J     | 12 Purple/Black  | 10    | 11 | 0  | 11    |
|   | Hughes, Ryan         | 15 Blue          | 5     | 6  | 5  | 11    |
| 6 | Keir, Oscar W        | Open Green       | 5     | 6  | 4  | 10    |
|   | Meutermans, Oscar W  | 15 Orange/Purple | 9     | 10 | 0  | 10    |
| 8 | Coulam, Rudy D       | 13 Black         | 10    | 9  | 0  | 9     |
|   | Nickelson, William A | 13 Silver        | 5     | 7  | 2  | 9     |
|   | Seton, Jude G        | 14 Green         | 10    | 9  | 0  | 9     |

### CENTURY SCORERS

|   | Player                  | Grade     | Runs |
|---|-------------------------|-----------|------|
| 1 | Lachlan Biggs           | 15 Grey   | 138* |
| 2 | Archie Smith            | 12 Black  | 110* |
| 3 | Cameron Willis          | 15 Purple | 105* |
|   | Christian Sorensen-Bews | 13 Black  | 105* |
|   | Hugh Weibgen            | 14 Navy   | 105* |
| 6 | Cameron Willis          | 15 Purple | 102* |
| 7 | Angus Tolhurst          | 14 Navy   | 101* |
|   | Robert Cochrane         | 12 Green  | 101* |
| 9 | Daniel Matheson         | 15 Purple | 100* |

## HALF-CENTURY SCORERS

|    | <b>Player</b>              | <b>Team</b> | <b>Runs</b> |
|----|----------------------------|-------------|-------------|
| 1  | Coulam, Rudy D             | 13 Black    | 98*         |
| 2  | Poore, Nicholas            | 15 White    | 93          |
| 3  | Gant, Matthew T            | 15 Purple   | 92          |
| 4  | Spence, Oliver L           | 14 Yellow   | 85*         |
| 5  | Philp, Tomas J             | Open Red    | 82          |
| 6  | Hoffman, Thomas J          | 15 Orange   | 81*         |
|    | Smith, Archie C            | 12 Black    | 81          |
| 8  | Reck, Harrison             | 12 Black    | 79*         |
| 9  | Challenor, Ted J           | 12 Purple   | 77          |
| 10 | Tozer, William             | 12 Navy     | 72*         |
|    | Carr-Brown, Louie          | 15 Yellow   | 72          |
| 12 | Lilienstein, Kit           | 13 Purple   | 71*         |
|    | Williams, Thomas C         | 13 Red      | 71*         |
| 14 | Nowlan, Connor J           | 15 Green    | 70*         |
| 15 | Harding, Nathan C          | Open Red    | 69          |
|    | Heading, Thomas W          | Open Green  | 69          |
| 17 | Reck, Lachlan              | 13 Green    | 68*         |
| 18 | Du Payne, Ethan G          | 14 Blue     | 67*         |
| 19 | Powe, Oliver B             | 12 Purple   | 66          |
| 20 | Sharland, Matthew C        | 13 Maroon   | 65          |
| 21 | McGauley, William R        | 13 Navy     | 64          |
| 22 | Boys, Owen M               | 12 Red      | 63*         |
|    | Spencer, Hayden W          | Open Green  | 63*         |
|    | Pfitzner, Thomas D         | 15 Grey     | 63          |
| 25 | Barwell, Jaxon B           | 15 Green    | 62*         |
|    | Le flay, Thomas            | 12 Silver   | 62          |
|    | Spence, Alexander L        | 12 Orange   | 62          |
| 28 | O'Connell, Aidan P         | 15 Navy     | 60*         |
|    | Jackson, William C         | Open Red    | 60          |
|    | Watt, Roman S              | 13 Maroon   | 60          |
| 31 | Clark, Angus A             | 11 Gold     | 58*         |
|    | Dudgeon, Riley P           | 14 Purple   | 58*         |
|    | Hallion, Tom R             | 13 Red      | 58*         |
|    | Lewis, Darcy W             | 15 Green    | 58*         |
| 35 | Pearson, James W           | 15 White    | 57*         |
| 36 | Hollins, Brodie J          | 14 Green    | 56*         |
|    | Surani, Aum N              | 13 Purple   | 56*         |
|    | Waite, Samuel W            | Open Blue   | 56*         |
| 39 | Boiston, Oliver W          | 14 Green    | 55*         |
|    | McCall, Lachlan F          | 12 Black    | 55          |
|    | Mulcahy, James T           | 12 Grey     | 55          |
| 42 | Mackay, Lachlan E          | 15 White    | 54*         |
|    | Sorensen-Bews, Hamish K    | 13 Black    | 54*         |
| 44 | Bennett, Jakub J           | 15 Grey     | 53*         |
|    | Burke, Hugh H              | 12 Maroon   | 53*         |
|    | Coco, Noah T               | 13 Silver   | 53*         |
|    | Cole, Tate                 | 15 Grey     | 53*         |
|    | Howard, Thomas D           | 13 Red      | 53*         |
|    | Scott, Dominic L           | 11 Navy     | 53*         |
|    | Sorensen-Bews, Christian A | 13 Black    | 53*         |
|    | Tinetti, Tristan C         | 13 Black    | 53*         |
|    | Tozer, William             | 12 Maroon   | 53*         |
|    | Tozer, William             | 14 Orange   | 53*         |
|    | Turley, Dylan J            | 12 Maroon   | 53*         |
|    | Tallon, Heath W            | 13 Black    | 53          |



### HALF-CENTURY SCORERS (continued)

|    | Player                | Team      | Runs |
|----|-----------------------|-----------|------|
| 56 | Andrews, Samuel J     | 13 Maroon | 52*  |
|    | Gant, Matthew T       | 15 Purple | 52*  |
|    | Reeves, Benjamin W    | 14 Purple | 52*  |
|    | Syrett, Rhys J        | 14 Orange | 52*  |
|    | Wallwork, Sam         | 12 Green  | 52*  |
|    | Williams, Jackson M   | 13 Red    | 52*  |
|    | Tinetti, Tristan C    | 13 Black  | 52   |
| 63 | Henderson, Mitchell L | 13 Black  | 51*  |
|    | Hurwood, Thomas W     | 15 White  | 51*  |
| 65 | Adams, Griffith T     | Open Blue | 50*  |
|    | Beirne, Harry T       | 12 Orange | 50*  |
|    | Benfield, Jonty A     | 11 Grey   | 50*  |
|    | Ferguson, Benjamin A  | 14 Yellow | 50*  |
|    | Harten, Ryan J        | 15 Navy   | 50*  |
|    | Ikin, Joseph A        | 15 Grey   | 50*  |
|    | Love, Ethan J         | 14 Yellow | 50*  |
|    | Shearer-Smith, Oliver | 12 Green  | 50*  |
|    | Weibgen, Hugh D       | 15 Green  | 50*  |

### 5 WICKETS OR MORE IN AN INNINGS

|   | Player                  | Team       | 5 Wkts + |
|---|-------------------------|------------|----------|
| 1 | Woodward, Andrew J      | 11 Purple  | 5/5      |
| 2 | Hogan, Harry G          | 11 Gold    | 5/15     |
|   | Vavra-Quintanilla, Luka | 11 Gold    | 5/15     |
| 4 | Hollins, Dylan W        | 14 Green   | 5/18     |
| 5 | Lambley, William J      | 11 Green   | 5/22     |
| 6 | Skoien, Daniel A        | Open Green | 5/62     |



Even the team mascot embraced the “Bats for Bhadohi” fundraising effort.



# HONOUR BOARD PERFORMANCES 2018/19

## JUNIOR GIRLS COMPETITION

### GRADES UNDER 11 – UNDER 15

#### TOP 10 RUN-SCORERS

|    | Player               | Team             | Inn | Runs | Avg    |
|----|----------------------|------------------|-----|------|--------|
| 1  | Bateman, Daisey G    | 13 Blue/15 Azure | 12  | 388  | 97.00  |
| 2  | Bond, Genevieve A    | 15 Green         | 11  | 383  | 191.50 |
| 3  | Spencer, Ava E       | 13 Blue/15 Azure | 12  | 327  | 327.00 |
| 4  | Pearson, Bronte A    | 15 Navy          | 11  | 317  | 63.40  |
| 5  | Lyons, Bridget A     | 13 Pink/15 Azure | 11  | 289  | 144.50 |
| 6  | Dudgeon, Grace J     | 13 Blue/15 Azure | 12  | 281  | 93.67  |
| 7  | O'Kane, Elise D      | 13 Pink/15 Azure | 12  | 279  | 93.00  |
| 8  | Varatharajan, Zita A | 15 Green         | 11  | 236  | 59.00  |
| 9  | Twigg, Jaida H       | 15 Green         | 13  | 225  | 32.14  |
| 10 | Maddox, Sofi L       | 15 Blue          | 5   | 208  | -      |

#### TOP 10 WICKET-TAKERS

|   | Player             | Team             | Mtchs | Overs | Runs | Wkts | Avg   | BBowl |
|---|--------------------|------------------|-------|-------|------|------|-------|-------|
| 1 | Lyons, Bridget A   | 13 Pink/15 Azure | 12    | 36.1  | 122  | 13   | 9.38  | 5/12  |
|   | O'Kane, Elise D    | 13 Pink/15 Azure | 12    | 31.5  | 145  | 13   | 11.15 | 3/4   |
| 3 | Bond, Genevieve A  | 15 Green         | 13    | 29.4  | 117  | 11   | 10.64 | 3/3   |
| 4 | Pearce, Kara M     | 15 Navy          | 12    | 32    | 128  | 11   | 11.64 | 3/2   |
|   | Pearce, Brianna J  | 11 Pink          | 8     | 24    | 93   | 10   | 9.30  | 4/6   |
| 6 | Papas, Ellie I     | 11 Blue          | 12    | 16    | 119  | 10   | 11.90 | 2/6   |
|   | Rothwell, Sophia   | 15 Navy          | 14    | 35    | 190  | 10   | 19.00 | 2/17  |
|   | Martin, Isla M     | 11 Blue          | 14    | 14    | 111  | 9    | 12.33 | 2/7   |
| 9 | Lakkoju, Vinaya M  | 15 Green         | 13    | 24    | 96   | 9    | 10.66 | 3/25  |
|   | Bateman, Daisey G  | 13 Blue/15 Azure | 12    | 35    | 159  | 9    | 17.67 | 4/13  |
|   | Winwood, Katherine | 13 Blue/15 Azure | 13    | 35    | 162  | 9    | 18.00 | 4/6   |
|   | Ferguson, Amy G    | 13 Green         | 11    | 39    | 229  | 9    | 25.44 | 3/18  |

#### TOP FIELDING DISMISSALS (including 'keepers)

|   | Player               | Team     | Mtchs | Ct | St | Total |
|---|----------------------|----------|-------|----|----|-------|
| 1 | Varatharajan, Zita A | 15 Green | 13    | 6  | 0  | 6     |
|   | Goodwin, Frances Y   | 15 Navy  | 13    | 6  | 0  | 6     |

#### HALF-CENTURY SCORERS

|   | Player            | Team     | Runs |
|---|-------------------|----------|------|
| 1 | Maddox, Sofi L    | 15 Blue  | 78*  |
|   | Pearson, Bronte A | 15 Navy  | 78*  |
| 3 | Deem, Eloise L    | 15 Green | 77*  |
| 4 | Bond, Genevieve A | 15 Green | 74*  |
| 5 | Bateman, Daisey G | 13 Blue  | 54*  |
| 6 | Bond, Genevieve A | 15 Green | 53*  |
| 7 | Twigg, Jaida H    | 15 Green | 52*  |

#### 5 WICKETS OR MORE IN AN INNINGS

|   | Player           | Team    | 5 Wkts + |
|---|------------------|---------|----------|
| 1 | Lyons, Bridget A | 13 Pink | 5/12     |

# PLAYER STATISTICS – JUNIOR GRADES U11 - OPEN

## GENERAL NOTES RE STATISTICS, RECORDS & FORMAT

Please note that all tables are based on team abstracts or MyCricket entries submitted by team volunteers. Care has been taken to publish accurate tables but we apologise for any errors or omissions. Due to the way player statistics are collected and treated, we cannot provide team-based statistics. All players from U11 to Open Division teams are listed by surname per age group. Statistics are not recorded for U8 to U10 teams, but all players, coaches and managers are listed in the report.

### OPEN DIVISION BATTING (4 teams/49 players)

| Player                  | Team        | Innings | Not Outs | Best Score | Runs | Average | Catches | Stumpings | Run Outs |
|-------------------------|-------------|---------|----------|------------|------|---------|---------|-----------|----------|
| Adams, Griffith T       | Open Blue   | 3       | 1        | 50*        | 91   | 45.50   | 1       | 0         | 0        |
| Andersen, Jacob H       | Open Green  | 4       | 1        | 12*        | 26   | 8.67    | 3       | 3         | 1        |
| Appleyard, Tom N        | Open Blue   | 5       | 0        | 33         | 51   | 10.20   | 2       | 0         | 2        |
| Atchison, Callum        | Open Blue   | 2       | 0        | 2          | 2    | 1.00    | 0       | 0         | 0        |
| Bacon, Liam S           | Open Red    | 5       | 2        | 25         | 39   | 13.00   | 2       | 0         | 0        |
| Bidgood, Hilton F       | Open Red    | 4       | 1        | 13         | 22   | 7.33    | 0       | 0         | 0        |
| Chapman, Harry S        | Open Green  | 4       | 2        | 21         | 31   | 15.50   | 2       | 0         | 0        |
| Clarke, James L         | Open Red    | 2       | 1        | 0*         | 0    | 0.00    | 0       | 0         | 0        |
| Cope, Dylan J           | Open Red    | 5       | 0        | 45         | 115  | 23.00   | 1       | 0         | 0        |
| Curnow, Max A           | Open Orange | 6       | 0        | 27         | 47   | 7.83    | 1       | 0         | 0        |
| Fischer, Thomas I       | Open Orange | 6       | 1        | 32         | 86   | 17.20   | 9       | 4         | 0        |
| Forbes, Campbell R      | Open Orange | 6       | 0        | 8          | 13   | 2.17    | 3       | 0         | 0        |
| Grace, Riley J          | Open Red    | 4       | 1        | 44         | 69   | 23.00   | 2       | 0         | 1        |
| Hallion, Jack R         | Open Red    | 3       | 0        | 36         | 41   | 13.67   | 1       | 0         | 0        |
| Harding, Nathan C       | Open Red    | 5       | 1        | 69         | 151  | 37.75   | 3       | 3         | 1        |
| Heading, Thomas W       | Open Green  | 5       | 1        | 69         | 144  | 36.00   | 4       | 0         | 0        |
| Hogarth, Mathew E       | Open Blue   | 2       | 1        | 2*         | 3    | 3.00    | 0       | 0         | 0        |
| Honan, Indy M           | Open Green  | 5       | 1        | 30*        | 70   | 17.50   | 2       | 0         | 0        |
| Hosking, Angus          | Open Blue   | 5       | 2        | 25         | 49   | 16.33   | 0       | 0         | 1        |
| Hunter, Harry K         | Open Blue   | 4       | 1        | 24         | 28   | 9.33    | 2       | 1         | 0        |
| Jackson, William C      | Open Red    | 4       | 1        | 60         | 115  | 38.33   | 1       | 0         | 1        |
| Keir, Oscar W           | Open Green  | 5       | 0        | 33         | 38   | 7.60    | 6       | 4         | 2        |
| Knight, Darcy J         | Open Orange | 4       | 3        | 6*         | 17   | 17.00   | 0       | 0         | 0        |
| Kyprios, Thomas         | Open Orange | 4       | 0        | 3          | 5    | 1.25    | 4       | 0         | 0        |
| Lanigan, Ben T          | Open Blue   | 5       | 1        | 34*        | 72   | 18.00   | 0       | 0         | 0        |
| Long, Jackson O         | Open Orange | 6       | 1        | 5          | 7    | 1.40    | 1       | 0         | 0        |
| Lyons, Harry R          | Open Red    | 5       | 0        | 27         | 75   | 15.00   | 6       | 0         | 1        |
| McClure, Alistair J*    | Open Red    | 1       | dnb      | dnb        | dnb  | dnb     | 0       | 0         | 0        |
| McClure, Joel M         | Open Red    | 3       | 2        | 10*        | 22   | 22.00   | 1       | 0         | 0        |
| Mellick, George P       | Open Orange | 4       | 0        | 26         | 37   | 9.25    | 0       | 0         | 0        |
| O'Connell, Riley F      | Open Blue   | 2       | 0        | 29         | 41   | 20.50   | 1       | 0         | 0        |
| Pearce, Patrick W       | Open Orange | 6       | 1        | 16         | 32   | 6.40    | 1       | 0         | 0        |
| Petersen, William P     | Open Green  | 5       | 0        | 39         | 97   | 19.40   | 2       | 0         | 0        |
| Philp, Tomas J          | Open Red    | 4       | 1        | 82         | 171  | 57.00   | 4       | 0         | 0        |
| Roden-Cohen, Benjamin E | Open Orange | 4       | 1        | 37*        | 69   | 23.00   | 1       | 0         | 1        |
| Ross, Finlay A          | Open Green  | 4       | 1        | 48         | 63   | 21.00   | 0       | 0         | 1        |
| Ryan, Charlie T         | Open Red    | 4       | 1        | 28*        | 35   | 11.67   | 2       | 0         | 0        |
| Siddle, Tom O           | Open Green  | 3       | 1        | 18         | 30   | 15.00   | 1       | 0         | 2        |
| Skoien, Daniel A        | Open Green  | 3       | 1        | 25*        | 28   | 14.00   | 0       | 0         | 0        |
| Smith, Billy J          | Open Blue   | 1       | 0        | 32         | 32   | 32.00   | 0       | 0         | 0        |
| Smith, Billy R          | Open Blue   | 3       | 0        | 14         | 20   | 6.67    | 2       | 0         | 2        |
| Smith, Ethan J          | Open Orange | 1       | 0        | 3          | 3    | 3.00    | 0       | 0         | 0        |
| Spencer, Hayden W       | Open Green  | 5       | 2        | 63*        | 215  | 71.67   | 1       | 0         | 0        |
| Stanes, Angus           | Open Orange | 2       | 0        | 13         | 14   | 7.00    | 0       | 0         | 0        |
| Theile, James D         | Open Green  | 2       | 1        | 12         | 12   | 12.00   | 1       | 0         | 1        |
| Thomas, Callum J        | Open Blue   | 4       | 1        | 41*        | 51   | 17.00   | 3       | 0         | 0        |
| Treston, Liam S         | Open Blue   | 2       | 1        | 22*        | 23   | 23.00   | 1       | 0         | 0        |
| Urquhart, Ned O         | Open Orange | 6       | 1        | 27         | 67   | 13.40   | 2       | 0         | 0        |
| Waite, Samuel W         | Open Blue   | 3       | 3        | 56*        | 76   | -       | 2       | 0         | 0        |
| Wilkinson, Charles H    | Open Orange | 3       | 1        | 9          | 13   | 6.50    | 0       | 0         | 0        |

\*Substitute player  
dnb – did not bat

### **OPEN DIVISION BOWLING (4 teams/49 players)**

| <b>Player</b>           | <b>Team</b> | <b>Overs</b> | <b>Maidens</b> | <b>Runs</b> | <b>Wickets</b> | <b>Best</b> | <b>Average</b> |
|-------------------------|-------------|--------------|----------------|-------------|----------------|-------------|----------------|
| Adams, Griffith T       | Open Blue   | 18           | 4              | 85          | 0              | 0/42        | -              |
| Andersen, Jacob H       | Open Green  | 4            | 1              | 13          | 0              | 0/13        | -              |
| Appleyard, Tom N        | Open Blue   | 19           | 1              | 72          | 5              | 2/12        | 14.40          |
| Atchison, Callum        | Open Blue   | 10           | 1              | 73          | 2              | 2/16        | 36.50          |
| Bacon, Liam S           | Open Red    | 15           | 0              | 71          | 3              | 2/19        | 23.67          |
| Bidgood, Hilton F       | Open Red    | 22           | 6              | 79          | 3              | 1/4         | 26.33          |
| Chapman, Harry S        | Open Green  | 19           | 4              | 47          | 7              | 4/2         | 6.71           |
| Clarke, James L         | Open Red    | 22           | 2              | 93          | 1              | 1/21        | 93.00          |
| Cope, Dylan J           | Open Red    | 9            | 0              | 52          | 2              | 1/7         | 26.00          |
| Curnow, Max A           | Open Orange | 9            | 1              | 43          | 3              | 1/25        | 14.33          |
| Fischer, Thomas I       | Open Orange | 8            | 0              | 33          | 2              | 2/33        | 16.50          |
| Forbes, Campbell R      | Open Orange | 17           | 1              | 69          | 5              | 3/8         | 13.80          |
| Grace, Riley J          | Open Red    | 29           | 6              | 83          | 4              | 2/5         | 20.75          |
| Hallion, Jack R         | Open Red    | 7            | 1              | 28          | 1              | 1/3         | 28.00          |
| Harding, Nathan C       | Open Red    | 3            | 0              | 8           | 0              | 0/8         | -              |
| Heading, Thomas W       | Open Green  | 12           | 2              | 30          | 1              | 1/5         | 30.00          |
| Hogarth, Mathew E       | Open Blue   | 9            | 0              | 34          | 1              | 1/15        | 34.00          |
| Honan, Indy M           | Open Green  | 29           | 6              | 74          | 8              | 3/15        | 9.25           |
| Hosking, Angus          | Open Blue   | 13           | 0              | 109         | 4              | 2/16        | 27.25          |
| Hunter, Harry K         | Open Blue   | 16           | 0              | 90          | 0              | 0/10        | -              |
| Jackson, William C      | Open Red    | 12           | 2              | 38          | 3              | 2/11        | 12.67          |
| Knight, Darcy J         | Open Orange | 27           | 3              | 109         | 8              | 3/21        | 13.63          |
| Kyprios, Thomas         | Open Orange | 10           | 0              | 33          | 1              | 0/15        | 33.00          |
| Lanigan, Ben T          | Open Blue   | 37           | 7              | 101         | 10             | 3/26        | 10.10          |
| Long, Jackson O         | Open Orange | 15           | 0              | 78          | 1              | 1/48        | 78.00          |
| McClure, Alistair J     | Open Red    | 1            | 0              | 7           | 0              | 0/7         | -              |
| McClure, Joel M         | Open Red    | 26           | 5              | 103         | 4              | 2/11        | 25.75          |
| Mellick, George P       | Open Orange | 2            | 0              | 13          | 0              | 0/13        | -              |
| O'Connell, Riley F      | Open Blue   | 7            | 0              | 37          | 0              | 0/10        | -              |
| Pearce, Patrick W       | Open Orange | 7            | 0              | 61          | 1              | 1/61        | 61.00          |
| Petersen, William P     | Open Green  | 1            | 0              | 4           | 0              | 0/4         | -              |
| Philp, Tomas J          | Open Red    | 38           | 5              | 113         | 13             | 4/11        | 8.69           |
| Roden-Cohen, Benjamin E | Open Orange | 23           | 1              | 82          | 3              | 2/35        | 27.33          |
| Ross, Finlay A          | Open Green  | 41           | 12             | 110         | 6              | 3/25        | 18.33          |
| Ryan, Charlie T         | Open Red    | 36           | 5              | 134         | 6              | 3/25        | 22.33          |
| Siddle, Tom O           | Open Green  | 34           | 9              | 83          | 3              | 2/30        | 27.67          |
| Skoiien, Daniel A       | Open Green  | 52           | 9              | 170         | 15             | 5/62        | 11.33          |
| Smith, Billy J          | Open Blue   | 1            | 0              | 8           | 0              | 0/8         | -              |
| Smith, Billy R          | Open Blue   | 17           | 2              | 94          | 1              | 1/33        | 94.00          |
| Smith, Ethan J          | Open Orange | 19           | 2              | 65          | 3              | 1/15        | 21.67          |
| Spencer, Hayden W       | Open Green  | 3            | 0              | 6           | 0              | 0/6         | -              |
| Stanes, Angus           | Open Orange | 19           | 5              | 59          | 1              | 1/13        | 59.00          |
| Theile, James D         | Open Green  | 25           | 2              | 76          | 8              | 3/2         | 9.50           |
| Thomas, Callum J        | Open Blue   | 3            | 0              | 16          | 0              | 0/16        | -              |
| Treston, Liam S         | Open Blue   | 7            | 0              | 49          | 1              | 1/20        | 49.00          |
| Urquhart, Ned O         | Open Orange | 6            | 0              | 46          | 1              | 1/46        | 46.00          |
| Waite, Samuel W         | Open Blue   | 32           | 5              | 148         | 2              | 1/37        | 74.00          |
| Wilkinson, Charles H    | Open Orange | 29           | 3              | 122         | 7              | 3/54        | 17.43          |

**UNDER 15 BATTING (8 teams/92 players)**

| Player                   | Team      | Innings | Not Outs | Best Score | Runs | Average | Catches | Stumpings | Run Outs |
|--------------------------|-----------|---------|----------|------------|------|---------|---------|-----------|----------|
| Anderson, Toby L         | 15 Navy   | 4       | 1        | 7*         | 13   | 4.33    | 2       | 0         | 0        |
| Apps, Fergal J           | 15 Green  | 4       | 0        | 5          | 12   | 3.00    | 5       | 0         | 1        |
| Atkinson, Byron L        | 15 Orange | 5       | 1        | 35*        | 71   | 17.75   | 2       | 0         | 0        |
| Atkinson, Byron L*       | 15 Purple | 5       | 0        | 44         | 112  | 22.40   | 1       | 0         | 0        |
| Barbieri Yates, Lucio G  | 15 Yellow | 3       | 0        | 3          | 4    | 1.33    | 0       | 0         | 0        |
| Barbieri Yates, Lucio G* | 15 Purple | 2       | 0        | 3          | 5    | 2.50    | 0       | 0         | 0        |
| Barwell, Jaxon B         | 15 Green  | 5       | 3        | 62*        | 143  | 71.50   | 7       | 0         | 2        |
| Beirne, Sebastian M      | 15 White  | 3       | 0        | 24         | 42   | 14.00   | 1       | 0         | 0        |
| Bell, Henry w            | 15 Purple | 3       | 0        | 8          | 10   | 3.33    | 1       | 0         | 0        |
| Bennett, Jakub J         | 15 Grey   | 4       | 1        | 53*        | 88   | 29.33   | 0       | 0         | 0        |
| Bennett, Jakub J+        | 15 Purple | 1       | 1        | 26*        | 26   | -       | 0       | 0         | 0        |
| Biggs, Lachlan           | 15 Grey   | 5       | 2        | 138*       | 202  | 67.33   | 0       | 0         | 0        |
| Black, Harrison T        | 15 Orange | 5       | 2        | 27*        | 36   | 12.00   | 1       | 0         | 0        |
| Burg, Oscar J            | 15 Navy   | 4       | 0        | 18         | 33   | 8.25    | 3       | 1         | 0        |
| Butcher, James L         | 15 Blue   | 5       | 3        | 11         | 18   | 9.00    | 1       | 0         | 1        |
| Carr-Brown, Louie        | 15 Yellow | 3       | 0        | 72         | 97   | 32.33   | 2       | 0         | 0        |
| Chapman, Ethan J         | 15 Yellow | 3       | 0        | 4          | 8    | 2.67    | 0       | 0         | 0        |
| Cole, Tate               | 15 Grey   | 5       | 1        | 53*        | 90   | 22.50   | 0       | 0         | 0        |
| Cooper, Lachie           | 15 Purple | 1       | 0        | 0          | 0    | 0.00    | 3       | 0         | 0        |
| Cotton, Harold           | 15 Blue   | 4       | 2        | 18*        | 51   | 25.50   | 1       | 0         | 1        |
| Crighton, Jay M          | 15 Purple | 5       | 1        | 19         | 30   | 7.50    | 1       | 0         | 0        |
| Crighton, Jay M*         | 15 Purple | 6       | 2        | 26         | 79   | 19.75   | 2       | 0         | 0        |
| Cudmore, Nicholas        | 15 Blue   | 5       | 1        | 9          | 14   | 3.50    | 3       | 0         | 0        |
| Dangerfield, Bailey J    | 15 Orange | 5       | 1        | 12         | 33   | 8.25    | 2       | 0         | 0        |
| Dangerfield, Bailey J*   | 15 Purple | 4       | 1        | 21         | 35   | 11.67   | 2       | 0         | 0        |
| Deacon, Zeke M           | 15 Orange | 5       | 1        | 10         | 22   | 5.50    | 0       | 0         | 0        |
| Edwards, Perry V         | 15 Grey   | 3       | 1        | 19         | 36   | 18.00   | 0       | 0         | 0        |
| Edwards, Perry V+        | 15 Orange | 1       | 1        | 3*         | 3    | -       | 0       | 0         | 0        |
| Fagan, Lachie D          | 15 Blue   | 2       | 2        | 6*         | 7    | -       | 3       | 0         | 0        |
| Ferguson, Benjamin A     | 15 Purple | 1       | 1        | 23*        | 23   | -       | 0       | 0         | 0        |
| Ferrier, Ben J           | 15 Blue   | 4       | 0        | 8          | 18   | 4.50    | 2       | 0         | 0        |
| Fitzpatrick, Jack W      | 15 Navy   | 4       | 0        | 7          | 10   | 2.50    | 3       | 0         | 0        |
| Foreman, Darcy           | 15 Blue   | 2       | 0        | 2          | 4    | 2.00    | 2       | 0         | 1        |
| Forster, Harry J         | 15 Green  | 4       | 0        | 28         | 82   | 20.50   | 3       | 0         | 0        |
| Foxlee, Conor N          | 15 Yellow | 3       | 0        | 24         | 57   | 19.00   | 1       | 0         | 0        |
| France, Henry J          | 15 Grey   | 3       | 0        | 9          | 20   | 6.67    | 0       | 0         | 0        |
| Galvin, Joseph H         | 15 Navy   | 5       | 0        | 19         | 32   | 6.40    | 1       | 0         | 0        |
| Gant, Dylan H            | 15 Purple | 2       | 0        | 0          | 0    | 0.00    | 0       | 0         | 0        |
| Gant, Matthew T          | 15 Purple | 4       | 2        | 92         | 193  | 96.50   | 2       | 0         | 0        |
| Gant, Matthew T*         | 15 Purple | 4       | 1        | 52*        | 75   | 25.00   | 0       | 0         | 0        |
| Hardy, Matthew K         | 15 Purple | 3       | 0        | 3          | 5    | 1.67    | 1       | 0         | 0        |
| Hardy, Matthew K*        | 15 Purple | 5       | 1        | 17*        | 27   | 6.75    | 0       | 0         | 0        |
| Harland, Riley           | 15 Orange | 3       | 0        | 1          | 1    | 0.33    | 0       | 0         | 1        |
| Harland, Riley*          | 15 Purple | 6       | 1        | 30         | 71   | 14.20   | 3       | 0         | 0        |
| Harten, Ryan J           | 15 Navy   | 5       | 1        | 50*        | 114  | 28.50   | 1       | 0         | 0        |
| Hobson, Hiro             | 15 White  | 3       | 1        | 10*        | 10   | 5.00    | 0       | 0         | 0        |
| Hoffman, Thomas J        | 15 Orange | 3       | 1        | 81*        | 111  | 55.50   | 0       | 0         | 1        |
| Hogarth Howes, Gabe M    | 15 White  | 3       | 0        | 11         | 17   | 5.67    | 0       | 0         | 2        |
| Hrstich, Max R           | 15 Navy   | 5       | 3        | 28*        | 88   | 44.00   | 1       | 0         | 0        |
| Hughes, Ryan             | 15 Blue   | 5       | 1        | 13         | 32   | 8.00    | 6       | 5         | 4        |
| Hunter, William K        | 15 Yellow | 3       | 0        | 34         | 49   | 16.33   | 0       | 0         | 0        |
| Hurwood, Thomas W        | 15 White  | 4       | 3        | 51*        | 94   | 94.00   | 0       | 0         | 0        |
| Ikin, Joseph A           | 15 Grey   | 5       | 1        | 50*        | 89   | 22.25   | 0       | 0         | 0        |
| Ikin, Joseph A+          | 15 Orange | 1       | 0        | 3          | 3    | 3.00    | 0       | 0         | 0        |

**UNDER 15 BATTING (continued) (8 teams/92 players)**

| Player                | Team      | Innings | Not Outs | Best Score | Runs | Average | Catches | Stumpings | Run Outs |
|-----------------------|-----------|---------|----------|------------|------|---------|---------|-----------|----------|
| Innes, Cale W         | 15 Grey   | 4       | 0        | 20         | 24   | 6.00    | 0       | 0         | 0        |
| Kelly, Clancy N       | 15 Orange | 5       | 0        | 33         | 101  | 20.20   | 1       | 0         | 0        |
| Kendall, Harvey C     | 15 Blue   | 5       | 0        | 12         | 30   | 6.00    | 2       | 0         | 0        |
| Kerr, Joshua R        | 15 Yellow | 3       | 1        | 37*        | 49   | 24.50   | 1       | 0         | 2        |
| Lansom, Matthew T     | 15 Blue   | 5       | 2        | 48         | 117  | 39.00   | 0       | 0         | 0        |
| Lewis, Darcy W        | 15 Green  | 4       | 3        | 58*        | 142  | 142.00  | 1       | 0         | 1        |
| Logan, Ryan A         | 15 White  | 4       | 3        | 47*        | 106  | 106.00  | 0       | 0         | 0        |
| Mackay, Lachlan E     | 15 White  | 4       | 2        | 54*        | 105  | 52.50   | 0       | 0         | 2        |
| Mackie, Cooper P      | 15 Green  | 6       | 2        | 48         | 131  | 32.75   | 4       | 0         | 1        |
| Marshall, Alexander J | 15 Green  | 5       | 1        | 45*        | 134  | 33.50   | 1       | 0         | 0        |
| Matheson, Daniel M    | 15 Purple | 5       | 2        | 100*       | 133  | 44.33   | 1       | 0         | 0        |
| McAuliffe, Jack O     | 15 Green  | 4       | 0        | 26         | 42   | 10.50   | 1       | 0         | 0        |
| McCabe, Jack R        | 15 Grey   | 5       | 2        | 41*        | 49   | 16.33   | 0       | 0         | 0        |
| McGill, Luke M        | 15 Green  | 4       | 2        | 17         | 24   | 12.00   | 1       | 0         | 0        |
| McKartzel, Nathan C   | 15 Green  | 4       | 1        | 30*        | 42   | 14.00   | 0       | 0         | 0        |
| Meutermans, Oscar W   | 15 Orange | 5       | 0        | 25         | 51   | 10.20   | 6       | 0         | 2        |
| Meutermans, Oscar W*  | 15 Purple | 5       | 1        | 17         | 37   | 9.25    | 4       | 0         | 0        |
| Miller, Andrew J      | 15 White  | 4       | 0        | 9          | 17   | 4.25    | 0       | 0         | 0        |
| Morris, Liam C        | 15 Navy   | 4       | 1        | 19         | 31   | 10.33   | 1       | 0         | 0        |
| Murphy, Benjamin      | 15 Navy   | 4       | 1        | 1*         | 2    | 0.67    | 0       | 0         | 1        |
| Newman, Patrick M     | 15 Grey   | 5       | 1        | 35         | 44   | 11.00   | 0       | 0         | 0        |
| Newman, Patrick M+    | 15 Purple | 1       | 1        | 22*        | 22   | -       | 0       | 0         | 0        |
| Nowlan, Connor J      | 15 Green  | 5       | 2        | 70*        | 149  | 49.67   | 1       | 0         | 2        |
| O'Connell, Aidan P    | 15 Navy   | 5       | 3        | 60*        | 200  | 100.00  | 2       | 0         | 0        |
| O'Neill, Jesse R      | 15 Green  | 5       | 1        | 47         | 134  | 33.50   | 2       | 0         | 1        |
| Panesar, Yuvraj Y     | 15 Orange | 5       | 3        | 17*        | 31   | 15.50   | 2       | 0         | 0        |
| Panesar, Yuvraj Y*    | 15 Purple | 4       | 3        | 10*        | 24   | 24.00   | 0       | 0         | 0        |
| Parkin, Jamieson T    | 15 Navy   | 5       | 0        | 38         | 51   | 10.20   | 1       | 0         | 0        |
| Pearson, James W      | 15 White  | 3       | 1        | 57*        | 94   | 47.00   | 0       | 0         | 0        |
| Petersen, Charlie R   | 15 White  | 3       | 1        | 7*         | 14   | 7.00    | 0       | 0         | 0        |
| Pfitzner, Thomas D    | 15 Grey   | 5       | 1        | 63         | 92   | 23.00   | 0       | 0         | 0        |
| Poore, Nicholas       | 15 White  | 4       | 0        | 93         | 137  | 34.25   | 0       | 0         | 0        |
| Price, Hunter W       | 15 Blue   | 4       | 1        | 21*        | 34   | 11.33   | 1       | 0         | 0        |
| Pye, Fraser J         | 15 Navy   | 2       | 0        | 1          | 1    | 0.50    | 5       | 0         | 0        |
| Raj, Eshaan D         | 15 Orange | 5       | 0        | 21         | 76   | 15.20   | 2       | 0         | 0        |
| Rogers, Oliver M      | 15 Purple | 2       | 0        | 4          | 5    | 2.50    | 0       | 0         | 0        |
| Rogers, Oliver M*     | 15 Purple | 4       | 0        | 4          | 8    | 2.00    | 0       | 0         | 0        |
| Sims, Charlie T       | 15 Orange | 3       | 1        | 28*        | 39   | 19.50   | 5       | 0         | 1        |
| Syrett, Rhys J        | 15 Purple | 4       | 1        | 23         | 48   | 16.00   | 3       | 0         | 0        |
| Taylor, Oliver M      | 15 White  | 3       | 1        | 18         | 48   | 24.00   | 1       | 0         | 2        |
| Thomas, Liam P        | 15 Navy   | 4       | 2        | 28*        | 54   | 27.00   | 3       | 2         | 0        |
| Treston, Dylan A      | 15 Yellow | 3       | 1        | 3          | 5    | 2.50    | 0       | 0         | 0        |
| Vandenberg, Oliver    | 15 Purple | 3       | 1        | 0*         | 0    | 0.00    | 2       | 0         | 1        |
| Waite, Joshua D       | 15 Yellow | 1       | 0        | 2          | 2    | 2.00    | 0       | 0         | 0        |
| Watt, Louie G         | 15 Yellow | 3       | 1        | 7          | 10   | 5.00    | 1       | 0         | 0        |
| Weibgen, Hugh D       | 15 Green  | 1       | 1        | 50*        | 50   | -       | 0       | 0         | 0        |
| West, James B         | 15 Yellow | 3       | 0        | 21         | 30   | 10.00   | 1       | 0         | 0        |
| West, Tristan L       | 15 Purple | 5       | 0        | 22         | 52   | 10.40   | 2       | 0         | 0        |
| West, Tristan L*      | 15 Purple | 5       | 1        | 18         | 53   | 13.25   | 2       | 0         | 0        |
| Westerhuis, Cooper    | 15 Blue   | 5       | 0        | 37         | 99   | 19.80   | 3       | 0         | 4        |
| Willis, Cameron B     | 15 Purple | 4       | 2        | 102*       | 156  | 78.00   | 3       | 0         | 0        |
| Willis, Cameron B*    | 15 Purple | 4       | 3        | 105*       | 197  | 197.00  | 3       | 0         | 0        |
| Wood, Austin          | 15 Grey   | 4       | 1        | 1          | 1    | 0.33    | 0       | 0         | 0        |
| Zipf, Marcus G        | 15 Yellow | 2       | 1        | 17         | 19   | 19.00   | 1       | 0         | 1        |

+Substitute player

\*Played Post-Christmas

**UNDER 15 BOWLING (8 teams/92 players)**

| Player                   | Team      | Overs | Maidens | Runs | Wickets | Best | Average |
|--------------------------|-----------|-------|---------|------|---------|------|---------|
| Anderson, Toby L         | 15 Navy   | 26.4  | 4       | 106  | 5       | 3/18 | 21.20   |
| Apps, Fergal J           | 15 Green  | 18    | 1       | 64   | 5       | 2/4  | 12.80   |
| Atkinson, Byron L        | 15 Orange | 19    | 3       | 84   | 1       | 1/22 | 84.00   |
| Atkinson, Byron L*       | 15 Purple | 12    | 1       | 74   | 1       | 1/21 | 74.00   |
| Barbieri Yates, Lucio G  | 15 Yellow | 9     | 1       | 42   | 2       | 2/11 | 21.00   |
| Barbieri Yates, Lucio G* | 15 Purple | 4     | 0       | 25   | 2       | 2/25 | 12.50   |
| Barwell, Jaxon B         | 15 Green  | 10.5  | 0       | 74   | 2       | 2/25 | 37.00   |
| Beirne, Sebastian M      | 15 White  | 13    | 0       | 62   | 4       | 2/15 | 15.50   |
| Bell, Henry W            | 15 Purple | 19    | 1       | 106  | 1       | 1/9  | 106.00  |
| Bennett, Jakub J         | 15 Grey   | 20    | 2       | 68   | 4       | 2/35 | 17.00   |
| Bennett, Jakub J+        | 15 Purple | 2     | 0       | 11   | 0       | 0/11 | -       |
| Biggs, Lachlan           | 15 Grey   | 13    | 0       | 72   | 1       | 1/28 | 72.00   |
| Black, Harrison T        | 15 Orange | 25    | 1       | 98   | 6       | 2/18 | 16.33   |
| Burg, Oscar J            | 15 Navy   | 14    | 0       | 70   | 1       | 1/13 | 70.00   |
| Butcher, James L         | 15 Blue   | 21    | 4       | 85   | 2       | 1/23 | 42.50   |
| Carr-Brown, Louie        | 15 Yellow | 10    | 0       | 35   | 3       | 2/7  | 11.67   |
| Chapman, Ethan J         | 15 Yellow | 7     | 0       | 37   | 0       | 0/15 | -       |
| Cole, Tate               | 15 Grey   | 21.4  | 0       | 113  | 6       | 3/21 | 18.83   |
| Cooper, Lachie           | 15 Purple | 8     | 0       | 75   | 0       | 0/32 | -       |
| Cotton, Harold           | 15 Blue   | 29    | 4       | 119  | 2       | 1/6  | 59.50   |
| Crichton, Jay M          | 15 Purple | 12.3  | 0       | 66   | 3       | 2/8  | 22.00   |
| Crichton, Jay M*         | 15 Purple | 8     | 2       | 16   | 2       | 2/2  | 8.00    |
| Cudmore, Nicholas        | 15 Blue   | 11    | 0       | 81   | 1       | 1/15 | 81.00   |
| Dangerfield, Bailey J    | 15 Orange | 13    | 4       | 72   | 2       | 2/61 | 36.00   |
| Dangerfield, Bailey J*   | 15 Purple | 2.2   | 0       | 9    | 1       | 1/4  | 9.00    |
| Deacon, Zeke M           | 15 Orange | 19    | 0       | 110  | 4       | 2/20 | 27.50   |
| Edwards, Perry V         | 15 Grey   | 10    | 0       | 59   | 6       | 3/13 | 9.83    |
| Fagan, Lachie D          | 15 Blue   | 21    | 0       | 111  | 6       | 2/13 | 18.50   |
| Ferguson, Benjamin A+    | 15 Purple | 3     | 1       | 38   | 1       | 1/38 | 38.00   |
| Ferrier, Ben J           | 15 Blue   | 14    | 1       | 64   | 6       | 3/17 | 10.67   |
| Fitzpatrick, Jack W      | 15 Navy   | 14    | 1       | 67   | 3       | 1/9  | 22.33   |
| Foreman, Darcy           | 15 Blue   | 14    | 1       | 84   | 3       | 2/11 | 28.00   |
| Forster, Harry J         | 15 Green  | 18.3  | 5       | 55   | 3       | 1/2  | 18.33   |
| Foxlee, Conor N          | 15 Yellow | 5     | 0       | 48   | 1       | 1/34 | 48.00   |
| France, Henry J          | 15 Grey   | 5     | 0       | 26   | 2       | 1/6  | 13.00   |
| Galvin, Joseph H         | 15 Navy   | 16    | 1       | 86   | 1       | 1/24 | 86.00   |
| Gant, Dylan H            | 15 Purple | 1     | 0       | 13   | 1       | 1/13 | 13.00   |
| Gant, Matthew T          | 15 Purple | 22    | 3       | 122  | 2       | 1/23 | 61.00   |
| Gant, Matthew T*         | 15 Purple | 18    | 2       | 82   | 6       | 3/21 | 13.67   |
| Hardy, Matthew K         | 15 Purple | 8     | 0       | 70   | 2       | 2/4  | 35.00   |
| Hardy, Matthew K*        | 15 Purple | 10    | 0       | 59   | 3       | 1/14 | 19.67   |
| Harland, Riley           | 15 Orange | 22    | 2       | 114  | 6       | 4/24 | 19.00   |
| Harland, Riley*          | 15 Purple | 12    | 2       | 37   | 1       | 1/1  | 37.00   |
| Harten, Ryan J           | 15 Navy   | 34    | 6       | 103  | 8       | 3/8  | 12.88   |
| Hobson, Hiro             | 15 White  | 12    | 0       | 80   | 2       | 1/26 | 40.00   |
| Hoffman, Thomas J        | 15 Orange | 10    | 2       | 20   | 5       | 4/5  | 4.00    |
| Hogarth Howes, Gabe M    | 15 White  | 18    | 1       | 85   | 3       | 1/17 | 28.33   |
| Hrstich, Max R           | 15 Navy   | 10    | 0       | 58   | 3       | 2/12 | 19.33   |
| Hunter, William K        | 15 Yellow | 7     | 0       | 45   | 0       | 0/12 | -       |
| Hurwood, Thomas W        | 15 White  | 6     | 1       | 22   | 2       | 1/2  | 11.00   |
| Ikin, Joseph A+          | 15 Orange | 3     | 1       | 8    | 1       | 1/8  | 8.00    |
| Ikin, Joseph A           | 15 Grey   | 19    | 2       | 96   | 0       | 0/12 | -       |
| Innes, Cale W            | 15 Grey   | 7     | 0       | 59   | 0       | 0/16 | -       |
| Kelly, Clancy N          | 15 Orange | 13    | 2       | 41   | 1       | 1/12 | 41.00   |
| Kendall, Harvey C        | 15 Blue   | 8     | 0       | 42   | 3       | 1/2  | 14.00   |

**UNDER 15 BOWLING (continued) (8 teams/92 players)**



| Player                | Team      | Overs | Maidens | Runs | Wickets | Best | Average |
|-----------------------|-----------|-------|---------|------|---------|------|---------|
| Kerr, Joshua R        | 15 Yellow | 15    | 0       | 114  | 2       | 2/58 | 57.00   |
| Lansom, Matthew T     | 15 Blue   | 9     | 0       | 49   | 1       | 1/4  | 49.00   |
| Lewis, Darcy W        | 15 Green  | 12    | 1       | 30   | 0       | 0/6  | -       |
| Logan, Ryan A         | 15 White  | 16    | 4       | 55   | 6       | 3/7  | 9.17    |
| Mackay, Lachlan E     | 15 White  | 13    | 2       | 23   | 0       | 0/1  | -       |
| Mackie, Cooper P      | 15 Green  | 18    | 2       | 122  | 6       | 2/16 | 20.33   |
| Marshall, Alexander J | 15 Green  | 12    | 1       | 52   | 3       | 2/8  | 17.33   |
| Matheson, Daniel M    | 15 Purple | 23    | 1       | 113  | 8       | 3/18 | 14.13   |
| McAuliffe, Jack O     | 15 Green  | 29    | 3       | 133  | 4       | 3/31 | 33.25   |
| McCabe, Jack R+       | 15 Purple | 3     | 0       | 27   | 2       | 2/27 | 13.50   |
| McCabe, Jack R        | 15 Grey   | 15    | 1       | 81   | 2       | 1/15 | 40.50   |
| McGill, Luke M        | 15 Green  | 21    | 3       | 65   | 6       | 2/1  | 10.83   |
| McKarzel, Nathan C    | 15 Green  | 7     | 0       | 33   | 1       | 1/27 | 33.00   |
| Meutermans, Oscar W*  | 15 Purple | 2     | 0       | 19   | 0       | 0/19 | -       |
| Miller, Andrew J      | 15 White  | 8.1   | 1       | 33   | 2       | 1/0  | 16.50   |
| Morris, Liam C        | 15 Navy   | 13    | 1       | 74   | 0       | 0/4  | -       |
| Murphy, Benjamin      | 15 Navy   | 14    | 0       | 94   | 3       | 1/7  | 31.33   |
| Newman, Patrick M     | 15 Grey   | 12    | 1       | 81   | 1       | 1/12 | 81.00   |
| Newman, Patrick M+    | 15 Purple | 2     | 0       | 24   | 0       | 0/24 | -       |
| Nowlan, Connor J      | 15 Green  | 10.5  | 0       | 49   | 5       | 3/27 | 9.80    |
| O'Connell, Aidan P    | 15 Navy   | 29.3  | 5       | 80   | 8       | 3/5  | 10.00   |
| O'Neill, Jesse R      | 15 Green  | 25    | 5       | 73   | 4       | 2/26 | 18.25   |
| Panesar, Yuvraj Y     | 15 Orange | 11    | 1       | 51   | 2       | 1/1  | 25.50   |
| Panesar, Yuvraj Y*    | 15 Purple | 15    | 0       | 73   | 4       | 4/30 | 18.25   |
| Parkin, Jamieson T    | 15 Navy   | 24.1  | 5       | 63   | 9       | 3/21 | 7.00    |
| Pearson, James W      | 15 White  | 27    | 4       | 105  | 8       | 3/12 | 13.13   |
| Petersen, Charlie R   | 15 White  | 19    | 3       | 71   | 2       | 1/22 | 35.50   |
| Pfitzner, Thomas D    | 15 Grey   | 4     | 0       | 23   | 1       | 1/23 | 23.00   |
| Poore, Nicholas       | 15 White  | 18    | 2       | 91   | 2       | 1/23 | 45.50   |
| Price, Hunter W       | 15 Blue   | 30    | 4       | 96   | 7       | 3/21 | 13.71   |
| Pye, Fraser J         | 15 Navy   | 25    | 5       | 73   | 4       | 3/16 | 18.25   |
| Raj, Eshaan D         | 15 Orange | 19.2  | 1       | 97   | 3       | 2/41 | 32.33   |
| Rogers, Oliver M      | 15 Purple | 15    | 4       | 55   | 1       | 1/36 | 55.00   |
| Rogers, Oliver M*     | 15 Purple | 21    | 4       | 71   | 2       | 1/4  | 35.50   |
| Sims, Charlie T       | 15 Orange | 6     | 2       | 17   | 1       | 1/17 | 17.00   |
| Smith, Oscar J+       | 15 White  | 2     | 0       | 23   | 0       | 0/23 | -       |
| Syrett, Rhys J        | 15 Purple | 8     | 2       | 51   | 5       | 2/7  | 10.20   |
| Taylor, Oliver M      | 15 White  | 1     | 0       | 8    | 0       | 0/8  | -       |
| Treston, Dylan A      | 15 Yellow | 10.5  | 0       | 90   | 1       | 1/45 | 90.00   |
| Vandenberg, Oliver    | 15 Purple | 12    | 0       | 84   | 1       | 1/12 | 84.00   |
| Waite, Joshua D       | 15 Yellow | 7     | 3       | 22   | 0       | 0/22 | -       |
| Watt, Louie G         | 15 Yellow | 13.5  | 2       | 57   | 3       | 2/17 | 19.00   |
| West, James B         | 15 Yellow | 8     | 0       | 51   | 2       | 1/20 | 25.50   |
| West, Tristan L       | 15 Purple | 13    | 3       | 95   | 2       | 1/0  | 47.50   |
| West, Tristan L+      | 15 Purple | 9     | 1       | 51   | 2       | 2/34 | 25.50   |
| Westerhuis, Cooper    | 15 Blue   | 18.2  | 0       | 85   | 4       | 2/8  | 21.25   |
| Willis, Cameron B     | 15 Purple | 17    | 3       | 63   | 4       | 2/21 | 15.75   |
| Willis, Cameron B*    | 15 Purple | 12    | 0       | 57   | 5       | 3/10 | 11.40   |
| Wood, Austin          | 15 Grey   | 11    | 0       | 52   | 3       | 2/11 | 17.33   |
| Zipf, Marcus G        | 15 Yellow | 16    | 4       | 50   | 1       | 1/19 | 50.00   |


+Substitute player

\*Played Post-Christmas



## UNDER 15 GREEN PREMIERSHIP TEAM



 **VALLEY DISTRICT CRICKET CLUB**  
KEEPING YOUTH BUSY IN SPORT 




**UNDER 15 GREEN - 2018/2019**

Back Row: Chris Mackie (Manager), Cooper Mackie, Fergal Apps, Jack McAuliffe, Stephen Barwell (Coach).  
Front Row: Harry Forster, Connor Nowlan, Jesse O'Neill, Darcy Lewis, Nathan McKarzel, Jaxon Barwell, Alexander Marshall.  
Insert: Luke McGill.

## UNDER 15 WHITE PREMIERSHIP TEAM

 **VALLEY DISTRICT CRICKET CLUB**  
KEEPING YOUTH BUSY IN SPORT 



**UNDER 15 WHITE - 2018/2019**

Back Row: Lachlan Mackay, Sebastian Beirne, Cameron Taylor (Coach), Nick Poore, Ollie Taylor.  
Front Row: Ryan Logan, Charlie Petersen, James Pearson, Andy Miller.  
Absent: Hiro Hobson, Gabe Hogarth Howes, Thomas Hurwood, Andrea Hurwood (Manager).

### UNDER 14 BATTING (7 teams/83 players)

| Player                | Team      | Innings | Not Outs | Best Score | Runs | Average | Catches | Stumpings | Run Outs |
|-----------------------|-----------|---------|----------|------------|------|---------|---------|-----------|----------|
| Allan, Joseph P       | 14 Green  | 7       | 1        | 15         | 39   | 6.50    | 0       | 0         | 1        |
| Anderson, Joshua T    | 14 Blue   | 2       | 0        | 17         | 24   | 12.00   | 0       | 0         | 0        |
| Bidgood, Carter C     | 14 Orange | 4       | 1        | 20         | 45   | 15.00   | 0       | 0         | 0        |
| Bist, Yuvraj          | 14 Navy   | 5       | 4        | 42*        | 98   | 98.00   | 0       | 0         | 0        |
| Bist, Yuvraj*         | 14 Purple | 3       | 1        | 10         | 16   | 8.00    | 0       | 0         | 0        |
| Boiston, Oliver W     | 14 Green  | 7       | 0        | 30         | 94   | 13.43   | 2       | 0         | 0        |
| Boiston, Oliver W*    | 14 Green  | 6       | 1        | 55*        | 102  | 20.40   | 0       | 0         | 0        |
| Brown, Alex D         | 14 Grey   | 4       | 1        | 10*        | 25   | 8.33    | 1       | 0         | 0        |
| Brown, Declan E       | 14 Blue   | 4       | 1        | 34         | 55   | 18.33   | 1       | 0         | 1        |
| Cassim, Hasnain       | 14 Navy   | 5       | 3        | 18*        | 30   | 15.00   | 0       | 0         | 0        |
| Cassim, Hasnain*      | 14 Purple | 4       | 1        | 4          | 10   | 3.33    | 0       | 0         | 0        |
| Chapman, Douglas      | 14 Grey   | 5       | 1        | 24         | 51   | 12.75   | 0       | 0         | 0        |
| Clark, Max S          | 14 Grey   | 4       | 1        | 19*        | 24   | 8.00    | 2       | 0         | 0        |
| Cleary, Flynn D+      | 14 Green  | 1       | dnb      | dnb        | dnb  | dnb     | 1       | 0         | 0        |
| Colen, Lachlan L      | 14 Purple | 4       | 1        | 12         | 22   | 7.33    | 1       | 0         | 1        |
| Colen, Lachlan L*     | 14 Purple | 3       | 2        | 22*        | 62   | 62.00   | 0       | 0         | 1        |
| Collings, Kaleb J     | 14 Purple | 4       | 1        | 17*        | 29   | 9.67    | 1       | 0         | 0        |
| Collings, Kaleb J*    | 14 Purple | 4       | 1        | 4          | 6    | 2.00    | 0       | 0         | 2        |
| Cook, Jenson J        | 14 Navy   | 5       | 2        | 11         | 32   | 10.67   | 2       | 0         | 2        |
| Cook, Jenson J*       | 14 Green  | 5       | 4        | 41         | 102  | 102.00  | 1       | 0         | 1        |
| Cooper, Dylan G       | 14 Orange | 5       | 1        | 13         | 37   | 9.25    | 2       | 0         | 1        |
| Cope, Harry J         | 14 Purple | 5       | 1        | 32*        | 87   | 21.75   | 3       | 0         | 1        |
| Cope, Harry J*        | 14 Purple | 4       | 1        | 42         | 131  | 43.67   | 0       | 0         | 1        |
| Courtenay, Benjamin O | 14 Navy   | 4       | 1        | 2          | 5    | 1.67    | 0       | 0         | 1        |
| Daglish, Flynn A      | 14 Green  | 6       | 1        | 3          | 6    | 1.20    | 1       | 0         | 0        |
| Daglish, Flynn A*     | 14 Green  | 5       | 1        | 24         | 30   | 7.50    | 1       | 0         | 0        |
| Davies, Thomas L+     | 14 Green  | 1       | 1        | 11*        | 11   | -       | 0       | 0         | 0        |
| Du Payne, Ethan G     | 14 Blue   | 5       | 2        | 67*        | 188  | 62.67   | 2       | 0         | 1        |
| Dudgeon, Riley P      | 14 Navy   | 5       | 0        | 39         | 66   | 13.20   | 2       | 0         | 1        |
| Dudgeon, Riley P*     | 14 Purple | 4       | 1        | 58*        | 94   | 31.33   | 1       | 0         | 2        |
| Evans, Xavier J       | 14 Yellow | 3       | 1        | 24*        | 34   | 17.00   | 1       | 0         | 0        |
| Feltham, Duncan A     | 14 Grey   | 6       | 1        | 14         | 43   | 8.60    | 4       | 1         | 1        |
| Ferguson, Benjamin A  | 14 Yellow | 5       | 3        | 50*        | 101  | 50.50   | 4       | 0         | 0        |
| Ford, Lachlan P       | 14 Orange | 5       | 1        | 34         | 77   | 19.25   | 4       | 0         | 1        |
| Frost, Harry R        | 14 Blue   | 2       | 2        | 23*        | 36   | -       | 0       | 0         | 1        |
| Gant, Dylan H         | 14 Orange | 4       | 0        | 11         | 21   | 5.25    | 1       | 0         | 1        |
| Gavin, Patrick C      | 14 Orange | 5       | 1        | 14         | 32   | 8.00    | 1       | 0         | 0        |
| Griffin, Nicholas D   | 14 Orange | 5       | 1        | 13*        | 39   | 9.75    | 1       | 0         | 0        |
| Hancock, Sol K        | 14 Blue   | 4       | 1        | 15*        | 24   | 8.00    | 1       | 0         | 0        |
| Harriden, Beau        | 14 Orange | 4       | 2        | 6*         | 13   | 6.50    | 0       | 0         | 0        |
| Hilditch, Guy J       | 14 Grey   | 4       | 2        | 39*        | 95   | 47.50   | 1       | 0         | 0        |
| Hobart, Cameron A     | 14 Navy   | 5       | 0        | 15         | 31   | 6.20    | 8       | 0         | 2        |
| Hollins, Brodie J     | 14 Green  | 5       | 1        | 28         | 50   | 12.50   | 6       | 0         | 0        |
| Hollins, Brodie J*    | 14 Green  | 6       | 3        | 56*        | 144  | 48.00   | 6       | 0         | 1        |
| Hollins, Dylan W      | 14 Green  | 5       | 0        | 15         | 24   | 4.80    | 0       | 0         | 0        |
| Hollins, Dylan W*     | 14 Green  | 6       | 2        | 13*        | 25   | 6.25    | 4       | 0         | 0        |
| Horton, Jock B        | 14 Grey   | 5       | 2        | 46         | 122  | 40.67   | 0       | 0         | 0        |
| Hubbard, Flynn K      | 14 Yellow | 5       | 0        | 11         | 32   | 6.40    | 0       | 0         | 1        |
| Huntley, Lachlan H    | 14 Yellow | 5       | 2        | 13*        | 33   | 11.00   | 0       | 0         | 0        |
| Huntley, Liam H+      | 14 Yellow | 1       | 1        | 4*         | 4    | -       | 1       | 0         | 0        |
| Ilangamage, Binupa    | 14 Yellow | 5       | 2        | 14*        | 40   | 13.33   | 1       | 0         | 0        |
| Jeh, Saxon            | 14 Navy   | 3       | 2        | 27*        | 49   | 49.00   | 2       | 0         | 0        |
| Jeh, Saxon*           | 14 Purple | 4       | 1        | 28*        | 45   | 15.00   | 1       | 0         | 1        |
| Kingsmill, Kevin      | 14 Blue   | 5       | 2        | 24*        | 44   | 14.67   | 1       | 0         | 1        |
| Labrom, George L      | 14 Navy   | 5       | 0        | 12         | 40   | 8.00    | 3       | 0         | 0        |
| Lister, Oliver F      | 14 Yellow | 3       | 2        | 19*        | 26   | 26.00   | 2       | 0         | 1        |
| Love, Ethan J         | 14 Yellow | 4       | 2        | 50*        | 119  | 59.50   | 1       | 0         | 0        |
| Love, Jack E          | 14 Yellow | 4       | 0        | 37         | 77   | 19.25   | 1       | 0         | 0        |
| Mackintosh, Brad A    | 14 Grey   | 3       | 2        | 11*        | 15   | 15.00   | 0       | 0         | 0        |

## UNDER 14 BATTING (continued) (7 teams/83 players)

| Player               | Team      | Innings | Not Outs | Best Score | Runs | Average | Catches | Stumpings | Run Outs |
|----------------------|-----------|---------|----------|------------|------|---------|---------|-----------|----------|
| Marshall, Harry+     | 14 Green  | 1       | 1        | 5*         | 5    | -       | 2       | 0         | 0        |
| Martin, Macaleb W    | 14 Green  | 7       | 1        | 13*        | 37   | 6.17    | 1       | 0         | 0        |
| Marton, Henry S      | 14 Green  | 4       | 2        | 18*        | 31   | 15.50   | 1       | 0         | 0        |
| Marton, Henry S*     | 14 Green  | 5       | 2        | 22*        | 43   | 14.33   | 0       | 0         | 1        |
| McCall, Jim D        | 14 Blue   | 5       | 0        | 16         | 48   | 9.60    | 4       | 0         | 0        |
| McClure, Alistair J  | 14 Purple | 5       | 0        | 31         | 76   | 15.20   | 0       | 0         | 0        |
| McKim, Harry W       | 14 Yellow | 5       | 2        | 20*        | 44   | 14.67   | 1       | 0         | 0        |
| Mckinnon, Jake       | 14 Navy   | 5       | 1        | 4*         | 11   | 2.75    | 0       | 0         | 0        |
| Morrissey, John J    | 14 Grey   | 5       | 0        | 41         | 55   | 11.00   | 5       | 0         | 0        |
| Neep, Jonathan J     | 14 Grey   | 4       | 1        | 9*         | 23   | 7.67    | 4       | 0         | 1        |
| Nuss, Billy T        | 14 Blue   | 5       | 2        | 28*        | 90   | 30.00   | 2       | 0         | 2        |
| O'Neill, Lachlan M   | 14 Orange | 2       | 0        | 7          | 8    | 4.00    | 3       | 0         | 1        |
| O'Rourke, Cooper A   | 14 Yellow | 4       | 1        | 12         | 27   | 9.00    | 2       | 0         | 0        |
| Phillips, Ross C     | 14 Purple | 3       | 1        | 2          | 2    | 1.00    | 0       | 0         | 0        |
| Phillips, Ross C*    | 14 Purple | 3       | 0        | 7          | 12   | 4.00    | 1       | 0         | 1        |
| Poore, Lachlan       | 14 Purple | 6       | 1        | 16         | 38   | 7.60    | 4       | 0         | 1        |
| Poore, Lachlan*      | 14 Purple | 4       | 1        | 20*        | 46   | 15.33   | 2       | 0         | 0        |
| Reeves, Benjamin W   | 14 Purple | 5       | 1        | 52*        | 84   | 21.00   | 5       | 0         | 0        |
| Reeves, Benjamin W*  | 14 Purple | 4       | 0        | 11         | 28   | 7.00    | 2       | 0         | 0        |
| Roe, Alexander S     | 14 Grey   | 4       | 0        | 20         | 52   | 13.00   | 3       | 0         | 0        |
| Sasinandan, Abhay    | 14 Purple | 4       | 1        | 12         | 15   | 5.00    | 2       | 0         | 1        |
| Scriven, Harry       | 14 Blue   | 5       | 1        | 12*        | 22   | 5.50    | 0       | 0         | 1        |
| Seton, Jude G        | 14 Green  | 4       | 1        | 14         | 37   | 12.33   | 6       | 0         | 0        |
| Seton, Jude G*       | 14 Green  | 4       | 0        | 20         | 50   | 12.50   | 3       | 0         | 0        |
| Sharland, Matthew C+ | 14 Green  | 1       | 0        | 0          | 0    | 0.00    | 0       | 0         | 0        |
| Simpson, Thomas A    | 14 Yellow | 5       | 1        | 18         | 30   | 7.50    | 0       | 0         | 0        |
| Smith, Oscar J       | 14 Blue   | 5       | 1        | 25         | 37   | 9.25    | 1       | 0         | 0        |
| Speakman, Jett       | 14 Purple | 4       | 2        | 13*        | 28   | 14.00   | 0       | 0         | 0        |
| Speakman, Jett*      | 14 Purple | 5       | 1        | 11*        | 21   | 5.25    | 1       | 0         | 0        |
| Spence, Alexander L+ | 14 Yellow | 1       | 0        | 3          | 3    | 3.00    | 0       | 0         | 0        |
| Spence, Oliver L     | 14 Yellow | 5       | 3        | 85*        | 183  | 91.50   | 1       | 0         | 1        |
| Steane-Bear, Fred M  | 14 Purple | 6       | 3        | 19         | 59   | 19.67   | 1       | 0         | 1        |
| Steane-Bear, Fred M* | 14 Purple | 4       | 1        | 34         | 67   | 22.33   | 4       | 0         | 1        |
| Swift, Jack          | 14 Green  | 5       | 0        | 9          | 10   | 2.00    | 3       | 0         | 0        |
| Swift, Jack*         | 14 Green  | 2       | 0        | 8          | 8    | 4.00    | 1       | 0         | 0        |
| Syrett, Rhys J       | 14 Orange | 5       | 1        | 52*        | 82   | 20.50   | 3       | 0         | 1        |
| Telfer, Hamish A     | 14 Purple | 5       | 1        | 35         | 73   | 18.25   | 3       | 0         | 0        |
| Thomas, Callum J     | 14 Navy   | 1       | 0        | 21         | 21   | 21.00   | 0       | 0         | 0        |
| Titmus, Alasdair E   | 14 Green  | 4       | 1        | 13*        | 26   | 8.67    | 1       | 0         | 0        |
| Titmus, Alasdair E*  | 14 Green  | 3       | 0        | 11         | 20   | 6.67    | 0       | 0         | 0        |
| Tolhurst, Angus S    | 14 Navy   | 5       | 2        | 101*       | 351  | 117.00  | 0       | 0         | 0        |
| Tozer, Thomas        | 14 Orange | 5       | 0        | 37         | 84   | 16.80   | 3       | 2         | 0        |
| Tozer, William+      | 14 Orange | 1       | 1        | 53*        | 53   | -       | 0       | 0         | 0        |
| Trindall, Jinali     | 14 Green  | 7       | 4        | 11         | 27   | 9.00    | 1       | 0         | 0        |
| Trindall, Jinali*    | 14 Green  | 4       | 2        | 14*        | 21   | 10.50   | 0       | 0         | 0        |
| Trotter, Matthew J   | 14 Blue   | 4       | 2        | 49*        | 137  | 68.50   | 6       | 0         | 0        |
| Vengateri, Rohan     | 14 Blue   | 4       | 0        | 19         | 23   | 5.75    | 0       | 0         | 1        |
| Vengateri, Rohan*    | 14 Green  | 6       | 2        | 38*        | 70   | 17.50   | 1       | 0         | 0        |
| Vidler, Callum A     | 14 Grey   | 6       | 2        | 38         | 128  | 32.00   | 0       | 0         | 0        |
| Wark, Ashton*        | 14 Purple | 4       | 2        | 12*        | 31   | 15.50   | 2       | 0         | 0        |
| Watson, Ben A        | 14 Grey   | 2       | 0        | 8          | 15   | 7.50    | 0       | 0         | 0        |
| Weaver, Thomas       | 14 Orange | 5       | 1        | 32         | 52   | 13.00   | 2       | 0         | 0        |
| Weibgen, Hugh D      | 14 Navy   | 4       | 2        | 105*       | 213  | 106.50  | 4       | 1         | 0        |
| Whitten, Joseph R    | 14 Green  | 1       | 1        | 3*         | 3    | -       | 0       | 0         | 0        |
| Zahner, Max P        | 14 Green  | 7       | 1        | 4*         | 8    | 1.33    | 0       | 0         | 0        |
| Zahner, Max P*       | 14 Green  | 2       | 1        | 4*         | 5    | 5.00    | 1       | 0         | 0        |

\*Played Post-Christmas

+Substitute player

dnb - did not bat

### UNDER 14 BOWLING (7 teams/83 players)

| Player                | Team      | Overs | Maidens | Runs | Wickets | Best | Average |
|-----------------------|-----------|-------|---------|------|---------|------|---------|
| Allan, Joseph P       | 14 Green  | 20    | 1       | 88   | 5       | 1/8  | 17.60   |
| Anderson, Joshua T    | 14 Blue   | 22.1  | 0       | 91   | 1       | 1/17 | 91.00   |
| Bidgood, Carter C     | 14 Orange | 13    | 1       | 40   | 3       | 1/8  | 13.33   |
| Bist, Yuvraj          | 14 Navy   | 27    | 4       | 78   | 3       | 2/32 | 26.00   |
| Bist, Yuvraj*         | 14 Purple | 19    | 5       | 62   | 2       | 2/23 | 31.00   |
| Boiston, Oliver W     | 14 Green  | 27    | 3       | 77   | 8       | 3/16 | 9.63    |
| Boiston, Oliver W*    | 14 Green  | 21.5  | 9       | 51   | 6       | 4/21 | 8.50    |
| Brown, Alex D         | 14 Grey   | 11    | 0       | 76   | 1       | 1/25 | 76.00   |
| Cassim, Hasnain       | 14 Navy   | 14    | 1       | 73   | 3       | 3/16 | 24.33   |
| Cassim, Hasnain*      | 14 Purple | 9     | 0       | 59   | 0       | 0/7  | -       |
| Chapman, Douglas      | 14 Grey   | 16    | 2       | 57   | 3       | 1/8  | 19.00   |
| Clark, Max S          | 14 Grey   | 18    | 1       | 90   | 7       | 4/31 | 12.86   |
| Cleary, Flynn D+      | 14 Green  | 3     | 0       | 14   | 1       | 1/14 | 14.00   |
| Colen, Lachlan L      | 14 Purple | 15    | 1       | 91   | 5       | 1/12 | 18.20   |
| Colen, Lachlan L*     | 14 Purple | 13    | 0       | 43   | 2       | 1/5  | 21.50   |
| Collings, Kaleb J     | 14 Purple | 16    | 0       | 70   | 1       | 1/26 | 70.00   |
| Collings, Kaleb J*    | 14 Purple | 14    | 0       | 69   | 3       | 2/21 | 23.00   |
| Cook, Jenson J        | 14 Navy   | 19    | 2       | 75   | 5       | 2/20 | 15.00   |
| Cook, Jenson J*       | 14 Green  | 8     | 2       | 24   | 4       | 2/6  | 6.00    |
| Cooper, Dylan G       | 14 Orange | 21.5  | 2       | 108  | 5       | 2/15 | 21.60   |
| Cope, Harry J         | 14 Purple | 30    | 4       | 125  | 5       | 2/32 | 25.00   |
| Cope, Harry J*        | 14 Purple | 22    | 5       | 48   | 3       | 2/3  | 16.00   |
| Courtenay, Benjamin O | 14 Navy   | 9     | 0       | 60   | 2       | 2/7  | 30.00   |
| Daglish, Flynn A      | 14 Green  | 9     | 1       | 50   | 0       | 0/2  | -       |
| Daglish, Flynn A*     | 14 Green  | 11    | 1       | 40   | 1       | 1/22 | 40.00   |
| Davies, Thomas L+     | 14 Green  | 2     | 1       | 1    | 1       | 1/1  | 1.00    |
| Du Payne, Ethan G     | 14 Blue   | 26.1  | 3       | 71   | 5       | 2/3  | 14.20   |
| Dudgeon, Riley P      | 14 Navy   | 19    | 1       | 86   | 4       | 2/16 | 21.50   |
| Dudgeon, Riley P*     | 14 Purple | 16    | 2       | 82   | 1       | 1/20 | 82.00   |
| Evans, Xavier J       | 14 Yellow | 11    | 1       | 62   | 1       | 1/23 | 62.00   |
| Feltham, Duncan A     | 14 Grey   | 2     | 0       | 8    | 1       | 1/8  | 8.00    |
| Ferguson, Benjamin A  | 14 Yellow | 14    | 0       | 63   | 1       | 1/14 | 63.00   |
| Ford, Lachlan P       | 14 Orange | 23    | 4       | 86   | 2       | 2/23 | 43.00   |
| Frost, Harry R        | 14 Blue   | 11    | 3       | 10   | 2       | 1/1  | 5.00    |
| Gant, Dylan H         | 14 Orange | 9     | 1       | 58   | 4       | 2/8  | 14.50   |
| Gavin, Patrick C      | 14 Orange | 16    | 1       | 59   | 1       | 1/11 | 59.00   |
| Griffin, Nicholas D   | 14 Orange | 20    | 0       | 104  | 6       | 2/10 | 17.33   |
| Hancock, Sol K        | 14 Blue   | 28.1  | 3       | 112  | 6       | 2/27 | 18.67   |
| Harriden, Beau        | 14 Orange | 10    | 0       | 106  | 2       | 1/17 | 53.00   |
| Hilditch, Guy J       | 14 Grey   | 17.2  | 2       | 51   | 2       | 2/7  | 25.50   |
| Hobart, Cameron A     | 14 Navy   | 18    | 3       | 76   | 6       | 2/10 | 12.67   |
| Hollins, Brodie J     | 14 Green  | 16    | 1       | 58   | 3       | 1/7  | 19.33   |
| Hollins, Brodie J*    | 14 Green  | 19    | 3       | 52   | 4       | 2/7  | 13.00   |
| Hollins, Dylan W      | 14 Green  | 25    | 1       | 97   | 3       | 2/23 | 32.33   |
| Hollins, Dylan W*     | 14 Green  | 22.3  | 8       | 39   | 8       | 5/18 | 4.88    |
| Horton, Jock B        | 14 Grey   | 16    | 2       | 81   | 2       | 1/23 | 40.50   |
| Hubbard, Flynn K      | 14 Yellow | 18    | 2       | 91   | 1       | 1/27 | 91.00   |
| Huntley, Lachlan H    | 14 Yellow | 14    | 1       | 93   | 1       | 1/14 | 93.00   |
| Huntley, Liam H       | 14 Yellow | 11    | 2       | 48   | 2       | 1/17 | 24.00   |
| Ilangamage, Binupa    | 14 Yellow | 18.3  | 1       | 44   | 6       | 3/13 | 7.33    |
| Jeh, Saxon            | 14 Navy   | 21.4  | 3       | 71   | 4       | 1/2  | 17.75   |
| Jeh, Saxon*           | 14 Purple | 22    | 1       | 68   | 4       | 1/4  | 17.00   |
| Kingsmill, Kevin      | 14 Blue   | 19.5  | 2       | 84   | 4       | 2/11 | 21.00   |
| Labrom, George L      | 14 Navy   | 18    | 0       | 97   | 3       | 1/14 | 32.33   |
| Lister, Oliver F      | 14 Yellow | 11    | 2       | 58   | 2       | 1/8  | 29.00   |
| Love, Ethan J         | 14 Yellow | 12    | 1       | 34   | 2       | 2/6  | 17.00   |
| Love, Jack E          | 14 Yellow | 14    | 0       | 83   | 1       | 1/25 | 83.00   |
| Mackintosh, Brad A    | 14 Grey   | 6     | 1       | 17   | 0       | 0/3  | -       |
| Marshall, Harry       | 14 Green  | 1     | 0       | 6    | 0       | 0/6  | -       |
| Martin, Macaleb W     | 14 Green  | 13.2  | 0       | 87   | 2       | 1/0  | 43.50   |
| Marton, Henry S       | 14 Green  | 10    | 0       | 54   | 0       | 0/5  | -       |
| Marton, Henry S*      | 14 Green  | 11    | 1       | 56   | 1       | 1/13 | 56.00   |

### UNDER 14 BOWLING (continued) (7 teams/83 players)



| Player               | Team      | Overs | Maidens | Runs | Wickets | Best | Average |
|----------------------|-----------|-------|---------|------|---------|------|---------|
| McCall, Jim D        | 14 Blue   | 17.3  | 3       | 62   | 4       | 3/6  | 15.50   |
| McClure, Alistair J  | 14 Purple | 22    | 2       | 90   | 4       | 2/16 | 22.50   |
| McKim, Harry W       | 14 Yellow | 17.5  | 0       | 109  | 0       | 0/16 | -       |
| Mckinnon, Jake       | 14 Navy   | 7     | 1       | 36   | 2       | 1/2  | 18.00   |
| Morrissey, John J    | 14 Grey   | 16    | 2       | 45   | 2       | 1/12 | 22.50   |
| Neep, Jonathan J     | 14 Grey   | 21    | 1       | 82   | 5       | 2/8  | 16.40   |
| Nuss, Billy T        | 14 Blue   | 25.1  | 2       | 100  | 2       | 2/38 | 50.00   |
| O'Neill, Lachlan M   | 14 Orange | 9     | 0       | 67   | 3       | 2/26 | 22.33   |
| O'Rourke, Cooper A   | 14 Yellow | 16    | 0       | 70   | 1       | 1/22 | 70.00   |
| Phillips, Ross C     | 14 Purple | 18    | 0       | 83   | 0       | 0/9  | -       |
| Phillips, Ross C*    | 14 Purple | 14.5  | 2       | 33   | 0       | 0/5  | -       |
| Poore, Lachlan       | 14 Purple | 25    | 1       | 107  | 1       | 1/12 | 107.00  |
| Poore, Lachlan*      | 14 Purple | 15    | 1       | 45   | 0       | 0/3  | -       |
| Reeves, Benjamin W   | 14 Purple | 20    | 3       | 103  | 2       | 1/7  | 51.50   |
| Reeves, Benjamin W*  | 14 Purple | 16    | 2       | 47   | 3       | 2/5  | 15.67   |
| Roe, Alexander S     | 14 Grey   | 18    | 2       | 58   | 3       | 2/12 | 19.33   |
| Sasinandan, Abhay    | 14 Purple | 11.4  | 0       | 104  | 1       | 1/24 | 104.00  |
| Scriven, Harry       | 14 Blue   | 8     | 1       | 34   | 1       | 1/2  | 34.00   |
| Seton, Jude G        | 14 Green  | 12    | 1       | 49   | 1       | 1/15 | 49.00   |
| Seton, Jude G*       | 14 Green  | 7     | 1       | 32   | 2       | 1/1  | 16.00   |
| Simpson, Thomas A    | 14 Yellow | 11.3  | 0       | 72   | 0       | 0/12 | -       |
| Smith, Oscar J       | 14 Blue   | 22.1  | 1       | 110  | 1       | 1/26 | 110.00  |
| Speakman, Jett       | 14 Purple | 14    | 0       | 105  | 1       | 1/22 | 105.00  |
| Speakman, Jett*      | 14 Purple | 15    | 0       | 56   | 1       | 1/27 | 56.00   |
| Spence, Alexander L+ | 14 Yellow | 2     | 0       | 25   | 1       | 1/25 | 25.00   |
| Spence, Oliver L     | 14 Yellow | 22    | 3       | 92   | 2       | 1/11 | 46.00   |
| Steane-Bear, Fred M  | 14 Purple | 17    | 1       | 58   | 3       | 1/11 | 19.33   |
| Steane-Bear, Fred M* | 14 Purple | 17    | 2       | 57   | 2       | 1/10 | 28.50   |
| Swift, Jack          | 14 Green  | 10.2  | 0       | 67   | 3       | 2/10 | 22.33   |
| Swift, Jack*         | 14 Green  | 5     | 0       | 29   | 0       | 0/3  | -       |
| Syrett, Rhys J       | 14 Orange | 15    | 1       | 67   | 1       | 1/13 | 67.00   |
| Telfer, Hamish A     | 14 Purple | 23    | 1       | 110  | 3       | 2/13 | 36.67   |
| Titmus, Alasdair E   | 14 Green  | 17    | 1       | 88   | 2       | 1/9  | 44.00   |
| Titmus, Alasdair E*  | 14 Green  | 12    | 1       | 56   | 1       | 1/11 | 56.00   |
| Tolhurst, Angus S    | 14 Navy   | 21    | 1       | 59   | 4       | 1/9  | 14.75   |
| Tozer, Thomas        | 14 Orange | 13    | 2       | 44   | 3       | 2/21 | 14.67   |
| Tozer, William+      | 14 Orange | 6.4   | 0       | 18   | 1       | 1/7  | 18.00   |
| Trindall, Jinali     | 14 Green  | 8     | 0       | 50   | 1       | 1/12 | 50.00   |
| Trindall, Jinali*    | 14 Green  | 8.1   | 0       | 48   | 2       | 1/9  | 24.00   |
| Trotter, Matthew J   | 14 Blue   | 11    | 1       | 32   | 3       | 1/5  | 10.67   |
| Vengateri, Rohan     | 14 Blue   | 11    | 1       | 54   | 3       | 2/5  | 18.00   |
| Vengateri, Rohan*    | 14 Green  | 11    | 3       | 45   | 2       | 2/6  | 22.50   |
| Vidler, Callum A     | 14 Grey   | 27    | 2       | 111  | 7       | 4/16 | 15.86   |
| Wark, Ashton*        | 14 Purple | 13.3  | 3       | 44   | 4       | 3/8  | 11.00   |
| Watson, Ben A        | 14 Grey   | 13    | 0       | 50   | 3       | 1/10 | 16.67   |
| Weaver, Thomas       | 14 Orange | 16    | 1       | 67   | 3       | 1/8  | 22.33   |
| Weibgen, Hugh D      | 14 Navy   | 14    | 5       | 34   | 0       | 0/6  | -       |
| Whitten, Joseph R    | 14 Green  | 2     | 0       | 12   | 0       | 0/12 | -       |
| Zahner, Max P        | 14 Green  | 9     | 0       | 45   | 2       | 1/15 | 22.50   |
| Zahner, Max P*       | 14 Green  | 10    | 1       | 36   | 2       | 1/3  | 18.00   |


\*Played Post-Christmas

+Substitute player



## UNDER 14 NAVY PREMIERSHIP TEAM



 **VALLEY DISTRICT CRICKET CLUB**  
KEEPING YOUTH BUSY IN SPORT 




**UNDER 14 NAVY - 2018/2019**

Back Row: Hugh Weibgen, Angus Tolhurst, Goolam Cassim (Manager), Jenson Cook, Yuvraj Bist.  
Front Row: Riley Dudgeon, George Labrom, Hasnain Cassim, Benjamin Courtenay, Jake Mckinnon.  
Absent: Cameron Hobart, Saxon Jeh, Tony Dudgeon (Coach).

## UNDER 14 PURPLE PREMIERSHIP TEAM

 **VALLEY DISTRICT CRICKET CLUB**  
KEEPING YOUTH BUSY IN SPORT 



**UNDER 14 PURPLE - 2018/2019**

Back Row: Daniel Bear (Manager), Lachlan Poore, Fred Steane-Bear, Tim Cope (Coach), Harry Cope, Kaleb Collings, Peter Reeves (Coach).  
Front Row: Ross Phillips, Alistair McClure, Jett Speakman, Lachlan Colen, Benjamin Reeves, Hamish Telfer.  
Absent: Abhay Sasinandan.

### UNDER 13 BATTING (8 teams/94 players)

| Player                 | Team      | Innings | Not Outs | Best Score | Runs | Average | Catches | Stumpings | Run Outs |
|------------------------|-----------|---------|----------|------------|------|---------|---------|-----------|----------|
| Abraham, Arran R       | 13 Navy   | 7       | 2        | 5          | 13   | 2.60    | 0       | 0         | 0        |
| Anderson, Patrick J    | 13 Silver | 1       | 1        | 13*        | 13   | -       | 0       | 0         | 1        |
| Andrews, Samuel J      | 13 Maroon | 3       | 2        | 52*        | 68   | 68.00   | 0       | 0         | 0        |
| Bamford, Jasper R      | 13 Black  | 4       | 1        | 8          | 11   | 3.67    | 0       | 0         | 0        |
| Bamford, Jasper R*     | 13 Black  | 4       | 2        | 34*        | 60   | 30.00   | 5       | 1         | 0        |
| Barry, Jasper R        | 13 Red    | 5       | 3        | 30*        | 70   | 35.00   | 2       | 0         | 0        |
| Bellamy, Mitchell T    | 13 Green  | 6       | 2        | 8*         | 25   | 6.25    | 3       | 0         | 0        |
| Benson, Jake O         | 13 Red    | 3       | 1        | 20*        | 40   | 20.00   | 1       | 0         | 0        |
| Bosse, Angus M         | 13 Maroon | 2       | 0        | 3          | 3    | 1.50    | 1       | 0         | 0        |
| Buck, Oliver W         | 13 Green  | 6       | 1        | 40*        | 85   | 17.00   | 4       | 0         | 1        |
| Cheesman, Peter R      | 13 Navy   | 6       | 1        | 16         | 38   | 7.60    | 2       | 0         | 0        |
| Clay, Tom              | 13 Black  | 5       | 4        | 22*        | 48   | 48.00   | 1       | 0         | 0        |
| Cleary, Flynn D        | 13 Silver | 5       | 1        | 30         | 71   | 17.75   | 2       | 0         | 0        |
| Coco, Noah T           | 13 Silver | 4       | 3        | 53*        | 131  | 131.00  | 2       | 0         | 2        |
| Collins, Samuel J      | 13 Navy   | 6       | 1        | 12*        | 17   | 3.40    | 1       | 0         | 1        |
| Cooper, Ryan M         | 13 Purple | 4       | 1        | 1          | 2    | 0.67    | 1       | 0         | 0        |
| Coulam, Rudy D         | 13 Black  | 5       | 3        | 98*        | 178  | 89.00   | 4       | 0         | 0        |
| Coulam, Rudy D*        | 13 Black  | 4       | 0        | 8          | 19   | 4.75    | 5       | 0         | 0        |
| Dahiya, Saahil         | 13 Green  | 4       | 2        | 23*        | 42   | 21.00   | 0       | 0         | 0        |
| Davidson, Jake D       | 13 Silver | 5       | 2        | 16         | 39   | 13.00   | 1       | 0         | 0        |
| Davies, Thomas L       | 13 Maroon | 3       | 0        | 1          | 1    | 0.33    | 0       | 0         | 0        |
| Donaldson, Thomas J    | 13 Red    | 6       | 1        | 4*         | 13   | 2.60    | 1       | 0         | 0        |
| Donovan, Parker J      | 13 Blue   | 7       | 5        | 38*        | 136  | 68.00   | 2       | 0         | 1        |
| Duncan, Dylan          | 13 Maroon | 3       | 1        | 11         | 16   | 8.00    | 0       | 0         | 0        |
| Dunne, Jack W          | 13 Green  | 5       | 1        | 10*        | 18   | 4.50    | 0       | 0         | 2        |
| Ephraims, Joel T       | 13 Maroon | 3       | 2        | 42*        | 55   | 55.00   | 1       | 0         | 1        |
| Fitzpatrick, Cooper K  | 13 Maroon | 2       | 2        | 14*        | 20   | -       | 0       | 0         | 0        |
| Frost, Harry R         | 13 Silver | 5       | 4        | 40*        | 139  | 139.00  | 6       | 0         | 1        |
| Gandhi, Ruben J        | 13 Blue   | 7       | 3        | 11*        | 30   | 7.50    | 0       | 0         | 0        |
| Gandhi, Ruben J*       | 13 Blue   | 3       | 2        | 13*        | 26   | 26.00   | 0       | 0         | 0        |
| Gandhi, Tasmin J       | 13 Blue   | 7       | 2        | 10         | 27   | 5.40    | 1       | 0         | 0        |
| Gandhi, Tasmin J*      | 13 Blue   | 3       | 1        | 11*        | 16   | 8.00    | 0       | 0         | 1        |
| Garske, Michael J      | 13 Navy   | 7       | 0        | 11         | 41   | 5.86    | 3       | 0         | 0        |
| Gittins, Samuel        | 13 Blue   | 5       | 3        | 8*         | 22   | 11.00   | 0       | 0         | 0        |
| Gittins, Samuel*       | 13 Blue   | 3       | 1        | 9*         | 18   | 9.00    | 1       | 0         | 0        |
| Goodman, Jude A        | 13 Black  | 5       | 4        | 46*        | 130  | 130.00  | 3       | 0         | 0        |
| Goodman, Jude A*       | 13 Black  | 5       | 3        | 33*        | 59   | 29.50   | 2       | 3         | 0        |
| Goodwin, Alexander     | 13 Blue   | 6       | 3        | 11*        | 34   | 11.33   | 2       | 0         | 1        |
| Goodwin, Alexander*    | 13 Blue   | 3       | 0        | 21         | 51   | 17.00   | 2       | 0         | 0        |
| Gordon, Oliver J       | 13 Navy   | 7       | 1        | 21         | 55   | 9.17    | 0       | 0         | 0        |
| Grellman, Harry        | 13 Purple | 5       | 1        | 19         | 35   | 8.75    | 0       | 0         | 0        |
| Griggs, Sander G       | 13 Purple | 4       | 0        | 18         | 28   | 7.00    | 3       | 0         | 0        |
| Grimson, Leo M         | 13 Red    | 6       | 4        | 12*        | 32   | 16.00   | 1       | 0         | 0        |
| Guise, Cooper G        | 13 Silver | 5       | 1        | 18*        | 37   | 9.25    | 1       | 0         | 1        |
| Gulliver, Harry L      | 13 Blue   | 6       | 3        | 35*        | 63   | 21.00   | 1       | 0         | 1        |
| Gulliver, Harry L*     | 13 Blue   | 3       | 1        | 18*        | 39   | 19.50   | 2       | 0         | 0        |
| Hallion, Tom R         | 13 Red    | 6       | 3        | 58*        | 155  | 51.67   | 0       | 0         | 1        |
| Harris, Henry G        | 13 Blue   | 7       | 3        | 27         | 84   | 21.00   | 2       | 0         | 0        |
| Harris, Henry G*       | 13 Blue   | 3       | 2        | 21*        | 27   | 27.00   | 3       | 0         | 3        |
| Harrison, Marly O      | 13 Blue   | 6       | 2        | 11*        | 21   | 5.25    | 1       | 0         | 1        |
| Harrison, Marly O*     | 13 Blue   | 2       | 1        | 18         | 27   | 27.00   | 0       | 0         | 1        |
| Hayter, Michael W      | 13 Navy   | 7       | 1        | 22*        | 67   | 11.17   | 2       | 0         | 0        |
| Henderson, Mitchell L  | 13 Black  | 5       | 1        | 51*        | 89   | 22.25   | 2       | 0         | 0        |
| Henderson, Mitchell L* | 13 Black  | 4       | 0        | 21         | 29   | 7.25    | 3       | 0         | 0        |
| Henry, Leo D           | 13 Silver | 5       | 3        | 42*        | 140  | 70.00   | 0       | 0         | 0        |
| Howard, Thomas D       | 13 Red    | 5       | 2        | 53*        | 73   | 24.33   | 4       | 0         | 0        |
| Irving, Kaleb          | 13 Purple | 4       | 0        | 5          | 13   | 3.25    | 0       | 0         | 0        |
| Jamieson, Reuben A     | 13 Purple | 5       | 0        | 11         | 17   | 3.40    | 1       | 0         | 1        |
| Johnson, Daniel C      | 13 Green  | 6       | 1        | 30         | 73   | 14.60   | 1       | 0         | 0        |
| Jones, Hayden E        | 13 Black  | 5       | 0        | 28         | 42   | 8.40    | 1       | 0         | 0        |
| Jones, Hayden E*       | 13 Black  | 4       | 2        | 18*        | 32   | 16.00   | 1       | 0         | 0        |
| Jones, Ryan A          | 13 Black  | 5       | 3        | 27*        | 85   | 42.50   | 3       | 0         | 1        |
| Jones, Ryan A*         | 13 Black  | 5       | 4        | 43*        | 82   | 82.00   | 2       | 0         | 1        |
| Kyprios, Stephen       | 13 Green  | 5       | 2        | 46         | 89   | 29.67   | 3       | 0         | 0        |

### UNDER 13 BATTING (continued) (8 teams/94 players)

| Player                      | Team      | Innings | Not Outs | Best Score | Runs | Average | Catches | Stumpings | Run Outs |
|-----------------------------|-----------|---------|----------|------------|------|---------|---------|-----------|----------|
| Lilienstein, Kit            | 13 Purple | 4       | 2        | 71*        | 152  | 76.00   | 3       | 0         | 0        |
| Lynn, Isaac J               | 13 Navy   | 6       | 0        | 7          | 20   | 3.33    | 0       | 0         | 0        |
| Marshall, Harry             | 13 Silver | 5       | 2        | 44*        | 110  | 36.67   | 3       | 0         | 1        |
| Martyn-Jones, Finnbar P     | 13 Navy   | 7       | 1        | 5          | 13   | 2.17    | 2       | 0         | 1        |
| McGauley, William R         | 13 Navy   | 7       | 0        | 64         | 161  | 23.00   | 1       | 1         | 1        |
| Miles, Jonah L              | 13 Silver | 5       | 2        | 8*         | 29   | 9.67    | 1       | 0         | 1        |
| Morris, Louis H             | 13 Maroon | 3       | 1        | 30         | 54   | 27.00   | 0       | 0         | 0        |
| Nickelson, William A        | 13 Silver | 5       | 2        | 26         | 95   | 31.67   | 7       | 2         | 2        |
| O'Keeffe, Daniel Q+         | 13 Purple | 1       | 0        | 6          | 6    | 6.00    | 2       | 0         | 1        |
| O'Malley, Henry J           | 13 Purple | 5       | 2        | 30         | 58   | 19.33   | 0       | 0         | 1        |
| O'Keeffe, Rory              | 13 Purple | 3       | 1        | 37*        | 41   | 20.50   | 0       | 0         | 0        |
| Petersen, Jack A            | 13 Black  | 5       | 3        | 10         | 18   | 9.00    | 2       | 0         | 0        |
| Petersen, Jack A*           | 13 Black  | 4       | 2        | 3*         | 7    | 3.50    | 1       | 0         | 0        |
| Pope, Harrison J            | 13 Green  | 5       | 1        | 23         | 60   | 15.00   | 1       | 0         | 0        |
| Power, Robbie C             | 13 Maroon | 3       | 0        | 6          | 7    | 2.33    | 0       | 0         | 1        |
| Pratt, Isaac W              | 13 Blue   | 6       | 2        | 18*        | 37   | 9.25    | 1       | 0         | 0        |
| Pratt, Isaac W*             | 13 Blue   | 3       | 2        | 12*        | 25   | 25.00   | 1       | 0         | 1        |
| Reck, Lachlan               | 13 Green  | 6       | 4        | 68*        | 200  | 100.00  | 1       | 0         | 0        |
| Reck, Thomas                | 13 Red    | 6       | 1        | 25*        | 55   | 11.00   | 1       | 0         | 0        |
| Reinke, Benjamin R          | 13 Green  | 4       | 0        | 19         | 32   | 8.00    | 4       | 0         | 1        |
| Scarcella, Charles          | 13 Navy   | 7       | 4        | 4          | 7    | 2.33    | 0       | 0         | 0        |
| Scott, Nicholas A           | 13 Green  | 5       | 2        | 27*        | 43   | 14.33   | 3       | 0         | 1        |
| Sharland, Matthew C         | 13 Maroon | 3       | 1        | 65         | 75   | 37.50   | 0       | 0         | 1        |
| Shield, Harry               | 13 Purple | 2       | 0        | 0          | 0    | 0.00    | 0       | 0         | 1        |
| Siddle, Will R              | 13 Green  | 4       | 0        | 23         | 44   | 11.00   | 0       | 0         | 0        |
| Small, Thomas A             | 13 Purple | 5       | 1        | 26         | 33   | 8.25    | 1       | 0         | 0        |
| Smith, Jack H               | 13 Silver | 4       | 3        | 11         | 23   | 23.00   | 1       | 0         | 0        |
| Sorensen-Bews, Christian A  | 13 Black  | 5       | 3        | 53*        | 125  | 62.50   | 7       | 0         | 0        |
| Sorensen-Bews, Christian A* | 13 Black  | 5       | 2        | 105*       | 197  | 65.67   | 1       | 0         | 0        |
| Sorensen-Bews, Hamish K     | 13 Black  | 5       | 4        | 54*        | 113  | 113.00  | 3       | 0         | 1        |
| Sorensen-Bews, Hamish K*    | 13 Black  | 5       | 4        | 29         | 95   | 95.00   | 0       | 0         | 0        |
| Surani, Aum N               | 13 Purple | 4       | 3        | 56*        | 165  | 165.00  | 1       | 0         | 3        |
| Surani, Aum N*              | 13 Blue   | 3       | 2        | 10*        | 22   | 22.00   | 0       | 0         | 0        |
| Tallon, Heath W             | 13 Black  | 5       | 3        | 37*        | 74   | 37.00   | 3       | 0         | 0        |
| Tallon, Heath W*            | 13 Black  | 5       | 3        | 53         | 105  | 52.50   | 1       | 0         | 1        |
| Thomas, Edward G            | 13 Green  | 6       | 2        | 6*         | 17   | 4.25    | 1       | 0         | 0        |
| Thompson, James W           | 13 Red    | 6       | 0        | 4          | 14   | 2.33    | 0       | 0         | 0        |
| Tinetti, Tristan C          | 13 Black  | 4       | 0        | 52         | 75   | 18.75   | 1       | 0         | 0        |
| Tinetti, Tristan C*         | 13 Black  | 5       | 2        | 53*        | 65   | 21.67   | 1       | 0         | 0        |
| Towns, Adam                 | 13 Blue   | 7       | 3        | 18*        | 58   | 14.50   | 1       | 0         | 1        |

\*Played Post-Christmas

+Substitute player

### UNDER 13 BOWLING (8 teams/94 players)

| Player              | Team      | Overs | Maidens | Runs | Wickets | Best | Average |
|---------------------|-----------|-------|---------|------|---------|------|---------|
| Abraham, Arran R    | 13 Navy   | 13    | 1       | 71   | 2       | 2/17 | 35.50   |
| Anderson, Patrick J | 13 Silver | 2     | 0       | 6    | 0       | 0/6  | -       |
| Andrews, Samuel J   | 13 Maroon | 2     | 0       | 25   | 0       | 0/25 | -       |
| Bamford, Jasper R   | 13 Black  | 19    | 2       | 95   | 6       | 3/2  | 15.83   |
| Bamford, Jasper R*  | 13 Black  | 10    | 2       | 38   | 3       | 2/5  | 12.67   |
| Barry, Jasper R     | 13 Red    | 13    | 1       | 87   | 0       | 0/6  | -       |
| Bellamy, Mitchell T | 13 Green  | 19    | 1       | 108  | 5       | 2/11 | 21.60   |
| Benson, Jake O      | 13 Red    | 16    | 3       | 51   | 7       | 4/17 | 7.29    |
| Bosse, Angus M      | 13 Maroon | 8     | 1       | 44   | 0       | 0/21 | -       |
| Buck, Oliver W      | 13 Green  | 19    | 1       | 83   | 3       | 1/3  | 27.67   |
| Cheesman, Peter R   | 13 Navy   | 17.1  | 1       | 92   | 1       | 1/26 | 92.00   |
| Clay, Tom           | 13 Black  | 22    | 6       | 62   | 3       | 1/3  | 20.67   |
| Cleary, Flynn D     | 13 Silver | 34    | 4       | 110  | 9       | 3/32 | 12.22   |
| Coco, Noah T        | 13 Silver | 18    | 5       | 83   | 4       | 2/18 | 20.75   |
| Collins, Samuel J   | 13 Navy   | 20    | 2       | 153  | 3       | 1/0  | 51.00   |
| Cooper, Ryan M      | 13 Purple | 14    | 1       | 106  | 1       | 1/20 | 106.00  |
| Coulam, Rudy D      | 13 Black  | 21    | 2       | 110  | 4       | 2/8  | 27.50   |
| Coulam, Rudy D*     | 13 Black  | 12    | 2       | 78   | 1       | 1/6  | 78.00   |
| Dahiya, Saahil      | 13 Green  | 12    | 0       | 32   | 1       | 1/14 | 32.00   |
| Davidson, Jake D    | 13 Silver | 20    | 2       | 70   | 1       | 1/18 | 70.00   |



**UNDER 13 BOWLING (continued) (8 teams/94 players)**

| <b>Player</b>           | <b>Team</b> | <b>Overs</b> | <b>Maidens</b> | <b>Runs</b> | <b>Wickets</b> | <b>Best</b> | <b>Average</b> |
|-------------------------|-------------|--------------|----------------|-------------|----------------|-------------|----------------|
| Davies, Thomas L        | 13 Maroon   | 7            | 0              | 27          | 0              | 0/5         | -              |
| Donaldson, Thomas J     | 13 Red      | 7            | 1              | 34          | 3              | 2/17        | 11.33          |
| Donovan, Parker J       | 13 Blue     | 7            | 0              | 44          | 1              | 1/9         | 44.00          |
| Duncan, Dylan           | 13 Maroon   | 5            | 0              | 28          | 2              | 2/21        | 14.00          |
| Dunne, Jack W           | 13 Green    | 17           | 1              | 86          | 5              | 2/30        | 17.20          |
| Ephraims, Joel T        | 13 Maroon   | 7.5          | 1              | 51          | 0              | 0/51        | -              |
| Fitzpatrick, Cooper K   | 13 Maroon   | 2            | 0              | 4           | 0              | 0/4         | -              |
| Frost, Harry R          | 13 Silver   | 24           | 6              | 69          | 2              | 1/8         | 34.50          |
| Gandhi, Ruben J         | 13 Blue     | 23           | 2              | 101         | 3              | 2/11        | 33.67          |
| Gandhi, Ruben J*        | 13 Blue     | 22           | 5              | 56          | 5              | 3/6         | 11.20          |
| Gandhi, Tasmin J        | 13 Blue     | 17           | 3              | 69          | 3              | 1/1         | 23.00          |
| Gandhi, Tasmin J*       | 13 Blue     | 19           | 3              | 74          | 5              | 3/4         | 14.80          |
| Garske, Michael J       | 13 Navy     | 13.5         | 0              | 99          | 2              | 1/13        | 49.50          |
| Gittins, Samuel         | 13 Blue     | 14           | 0              | 76          | 1              | 1/10        | 76.00          |
| Gittins, Samuel*        | 13 Blue     | 14           | 0              | 68          | 5              | 2/9         | 13.60          |
| Goodman, Jude A         | 13 Black    | 18.5         | 2              | 85          | 4              | 2/9         | 21.25          |
| Goodman, Jude A*        | 13 Black    | 22           | 9              | 33          | 4              | 2/4         | 8.25           |
| Goodwin, Alexander      | 13 Blue     | 14           | 0              | 82          | 1              | 1/23        | 82.00          |
| Goodwin, Alexander*     | 13 Blue     | 11           | 0              | 62          | 2              | 1/12        | 31.00          |
| Gordon, Oliver J        | 13 Navy     | 23           | 1              | 71          | 3              | 1/9         | 23.67          |
| Grellman, Harry         | 13 Purple   | 15           | 0              | 89          | 3              | 1/22        | 29.67          |
| Griggs, Sander G        | 13 Purple   | 12.1         | 1              | 69          | 0              | 0/11        | -              |
| Grimson, Leo M          | 13 Red      | 26           | 1              | 114         | 4              | 2/2         | 28.50          |
| Guise, Cooper G         | 13 Silver   | 17.2         | 2              | 85          | 4              | 3/15        | 21.25          |
| Gulliver, Harry L       | 13 Blue     | 25           | 3              | 71          | 7              | 3/18        | 10.14          |
| Gulliver, Harry L*      | 13 Blue     | 21           | 2              | 86          | 4              | 2/18        | 21.50          |
| Hallion, Tom R          | 13 Red      | 28           | 5              | 70          | 5              | 2/11        | 14.00          |
| Harris, Henry G         | 13 Blue     | 20           | 4              | 56          | 2              | 1/7         | 28.00          |
| Harris, Henry G*        | 13 Blue     | 12           | 5              | 38          | 4              | 3/0         | 9.50           |
| Harrison, Marly O       | 13 Blue     | 20           | 1              | 101         | 4              | 2/11        | 25.25          |
| Harrison, Marly O*      | 13 Blue     | 15           | 0              | 88          | 2              | 1/6         | 44.00          |
| Hayter, Michael W       | 13 Navy     | 17           | 1              | 104         | 1              | 1/21        | 104.00         |
| Henderson, Mitchell L   | 13 Black    | 14           | 3              | 53          | 4              | 2/2         | 13.25          |
| Henderson, Mitchell L*  | 13 Black    | 9            | 0              | 35          | 1              | 1/13        | 35.00          |
| Henry, Leo D            | 13 Silver   | 27           | 7              | 86          | 5              | 2/5         | 17.20          |
| Howard, Thomas D        | 13 Red      | 19           | 5              | 52          | 3              | 1/4         | 17.33          |
| Irving, Kaleb           | 13 Purple   | 11           | 1              | 106         | 1              | 1/14        | 106.00         |
| Jamieson, Reuben A      | 13 Purple   | 18           | 1              | 78          | 2              | 1/17        | 39.00          |
| Johnson, Daniel C       | 13 Green    | 24.1         | 3              | 76          | 4              | 2/17        | 19.00          |
| Jones, Hayden E         | 13 Black    | 13           | 3              | 61          | 2              | 1/3         | 30.50          |
| Jones, Hayden E*        | 13 Black    | 15           | 1              | 52          | 1              | 1/21        | 52.00          |
| Jones, Ryan A           | 13 Black    | 10           | 0              | 59          | 4              | 2/29        | 14.75          |
| Jones, Ryan A*          | 13 Black    | 3            | 0              | 16          | 0              | -           | -              |
| Kyprios, Stephen        | 13 Green    | 16           | 2              | 54          | 3              | 2/12        | 18.00          |
| Lilienstein, Kit        | 13 Purple   | 18.1         | 1              | 72          | 0              | 0/14        | -              |
| Lynn, Isaac J           | 13 Navy     | 19           | 1              | 93          | 2              | 1/18        | 46.50          |
| Marshall, Harry         | 13 Silver   | 26           | 4              | 82          | 9              | 3/29        | 9.11           |
| Martyn-Jones, Finnbar P | 13 Navy     | 18           | 2              | 88          | 3              | 1/6         | 29.33          |
| McGauley, William R     | 13 Navy     | 19           | 0              | 100         | 2              | 1/13        | 50.00          |
| Miles, Jonah L          | 13 Silver   | 26           | 4              | 105         | 8              | 2/10        | 13.13          |
| Morris, Louis H         | 13 Maroon   | 8            | 0              | 33          | 1              | 1/27        | 33.00          |
| Nickelson, William A    | 13 Silver   | 2            | 0              | 7           | 0              | 0/7         | -              |
| O'Keeffe, Daniel Q+     | 13 Purple   | 4            | 0              | 33          | 0              | 0/33        | -              |
| O'Malley, Henry J       | 13 Purple   | 20.1         | 0              | 121         | 2              | 1/20        | 60.50          |
| O'Keeffe, Rory          | 13 Purple   | 16           | 2              | 74          | 0              | 0/4         | -              |
| Petersen, Jack A        | 13 Black    | 15           | 4              | 65          | 3              | 2/17        | 21.67          |
| Petersen, Jack A*       | 13 Black    | 25           | 7              | 81          | 8              | 3/27        | 10.13          |
| Pope, Harrison J        | 13 Green    | 16           | 2              | 58          | 3              | 1/0         | 19.33          |
| Power, Robbie C         | 13 Maroon   | 9.5          | 2              | 31          | 2              | 2/28        | 15.50          |
| Pratt, Isaac W          | 13 Blue     | 11           | 1              | 27          | 2              | 1/6         | 13.50          |
| Pratt, Isaac W*         | 13 Blue     | 24           | 4              | 79          | 3              | 1/0         | 26.33          |
| Reck, Lachlan           | 13 Green    | 20           | 6              | 52          | 9              | 3/4         | 5.78           |
| Reck, Thomas            | 13 Red      | 29.2         | 1              | 131         | 10             | 4/17        | 13.10          |
| Reinke, Benjamin R      | 13 Green    | 14           | 0              | 43          | 2              | 1/7         | 21.50          |
| Scarcella, Charles      | 13 Navy     | 20           | 0              | 88          | 2              | 1/13        | 44.00          |
| Scott, Nicholas A       | 13 Green    | 33.1         | 10             | 91          | 7              | 2/0         | 13.00          |

### UNDER 13 BOWLING (continued) (8 teams/94 players)

| Player                      | Team      | Overs | Maidens | Runs | Wickets | Best | Average |
|-----------------------------|-----------|-------|---------|------|---------|------|---------|
| Sharland, Matthew C         | 13 Maroon | 7     | 0       | 39   | 0       | 0/11 | -       |
| Shield, Harry               | 13 Purple | 13.2  | 0       | 100  | 4       | 1/9  | 25.00   |
| Siddle, Will R              | 13 Green  | 14    | 1       | 63   | 0       | 0/0  | -       |
| Small, Thomas A             | 13 Purple | 21.1  | 1       | 115  | 8       | 3/33 | 14.38   |
| Smith, Jack H               | 13 Silver | 11.5  | 1       | 52   | 3       | 1/0  | 17.33   |
| Sorensen-Bews, Christian A  | 13 Black  | 14    | 2       | 45   | 8       | 2/2  | 5.63    |
| Sorensen-Bews, Christian A* | 13 Black  | 23.5  | 4       | 58   | 6       | 2/0  | 9.67    |
| Sorensen-Bews, Hamish K     | 13 Black  | 16    | 1       | 69   | 3       | 1/7  | 23.00   |
| Sorensen-Bews, Hamish K*    | 13 Black  | 20    | 6       | 67   | 5       | 2/16 | 13.40   |
| Surani, Aum N               | 13 Purple | 21    | 3       | 128  | 0       | 0/7  | -       |
| Surani, Aum N*              | 13 Blue   | 13    | 0       | 86   | 2       | 1/3  | 43.00   |
| Tallon, Heath W             | 13 Black  | 15    | 2       | 56   | 5       | 2/2  | 11.20   |
| Tallon, Heath W*            | 13 Black  | 27    | 7       | 58   | 6       | 2/6  | 9.67    |
| Thomas, Edward G            | 13 Green  | 18    | 3       | 61   | 1       | 1/18 | 61.00   |
| Thompson, James W           | 13 Red    | 20    | 2       | 75   | 6       | 2/28 | 12.50   |
| Tinetti, Tristan C          | 13 Black  | 20    | 1       | 94   | 4       | 2/8  | 23.50   |
| Tinetti, Tristan C*         | 13 Black  | 15    | 1       | 62   | 4       | 2/10 | 15.50   |
| Towns, Adam                 | 13 Blue   | 10    | 0       | 64   | 1       | 1/19 | 64.00   |
| Towns, Adam*                | 13 Blue   | 10    | 0       | 76   | 1       | 1/31 | 76.00   |
| Trotter, Mitchell A         | 13 Silver | 28    | 1       | 128  | 5       | 2/12 | 25.60   |
| Ward, Luke M                | 13 Blue   | 15    | 2       | 64   | 2       | 1/16 | 32.00   |
| Ward, Luke M*               | 13 Blue   | 15    | 0       | 52   | 6       | 4/7  | 8.67    |
| Wark, Ashton                | 13 Maroon | 8     | 0       | 46   | 0       | 0/46 | -       |
| Watt, Roman S               | 13 Maroon | 7     | 0       | 36   | 1       | 1/9  | 36.00   |
| Weaver, Beau                | 13 Red    | 8.5   | 0       | 41   | 1       | 1/1  | 41.00   |
| Weaver, Thomas+             | 13 Red    | 2     | 0       | 20   | 0       | 0/20 | -       |
| Wex, Thomas C               | 13 Navy   | 17    | 0       | 92   | 1       | 1/21 | 92.00   |
| Whitten, Joseph R           | 13 Maroon | 9     | 1       | 43   | 2       | 2/12 | 21.50   |
| Wilcox, Samuel              | 13 Purple | 18    | 2       | 61   | 5       | 2/5  | 12.20   |
| Williams, Jackson M         | 13 Red    | 3     | 0       | 14   | 1       | 1/1  | 14.00   |
| Williams, Thomas C          | 13 Red    | 22    | 3       | 130  | 6       | 2/28 | 21.67   |
| Willis, Harrison R          | 13 Blue   | 20    | 5       | 64   | 1       | 1/8  | 64.00   |
| Willis, Harrison R*         | 13 Blue   | 21.2  | 2       | 81   | 2       | 1/16 | 40.50   |
| Andrews, Samuel J           | 13 Maroon | 2     | 0       | 25   | 0       | 0/25 | -       |

\*Played Post-Christmas


+Substitute player


### UNDER 13 BLACK PREMIERSHIP TEAM



## VALLEY DISTRICT CRICKET CLUB

KEEPING YOUTH BUSY IN SPORT





**UNDER 13 BLACK - 2018/2019**

Back Row: Phil Tinetti (Coach), Jasper Bamford, Tristan Tinetti, Rudy Coulam, Jack Petersen, Darren Jones (Manager).  
 Front Row: Ryan Jones, Hamish Sorensen-Bews, Jude Goodman, Hayden Jones, Mitchell Henderson, Heath Tallon,  
 Christian Sorensen-Bews.      Insert: Tom Clay.

## UNDER 12 BATTING (11 teams/135 players)

| Player                    | Team      | Innings | Not Outs | Best Score | Runs | Average | Catches | Stumpings | Run Outs |
|---------------------------|-----------|---------|----------|------------|------|---------|---------|-----------|----------|
| Abdilla, Jonathan         | 12 Red    | 4       | 0        | 3          | 5    | 1.25    | 1       | 0         | 1        |
| Abdilla, Jonathan*        | 12 Red    | 2       | 0        | 1          | 1    | 0.50    | 0       | 0         | 1        |
| Abdilla, Mathew           | 12 Red    | 5       | 0        | 21         | 36   | 7.20    | 1       | 0         | 0        |
| Abdilla, Mathew*          | 12 Red    | 4       | 0        | 8          | 19   | 4.75    | 0       | 0         | 0        |
| Ashman, Bailey J          | 12 Black  | 5       | 1        | 25*        | 35   | 8.75    | 1       | 0         | 1        |
| Ashman, Bailey J*         | 12 Black  | 4       | 2        | 17         | 38   | 19.00   | 0       | 0         | 0        |
| Barr-Thomson, Alexander S | 12 Blue   | 6       | 2        | 14*        | 25   | 6.25    | 3       | 0         | 1        |
| Barron, Ted M             | 12 Purple | 5       | 2        | 12         | 26   | 8.67    | 2       | 0         | 0        |
| Beikoff, Jax B            | 12 Orange | 5       | 0        | 8          | 17   | 3.40    | 0       | 0         | 0        |
| Beirne, Harry T           | 12 Orange | 4       | 3        | 50*        | 106  | 106.00  | 0       | 0         | 0        |
| Belanszky, Nicholas D     | 12 Navy   | 5       | 0        | 4          | 10   | 2.00    | 0       | 0         | 0        |
| Blanshard, Charles        | 12 Yellow | 6       | 0        | 8          | 11   | 1.83    | 2       | 0         | 0        |
| Boys, Owen M              | 12 Red    | 5       | 2        | 63*        | 102  | 34.00   | 1       | 0         | 0        |
| Boys, Owen M*             | 12 Red    | 3       | 1        | 22*        | 39   | 19.50   | 0       | 0         | 0        |
| Brandon, James A          | 12 Maroon | 7       | 5        | 41*        | 184  | 92.00   | 1       | 0         | 1        |
| Brandon, Thomas E         | 12 Maroon | 6       | 4        | 19*        | 50   | 25.00   | 1       | 0         | 1        |
| Brandon, Thomas E*        | 12 Maroon | 5       | 2        | 28*        | 85   | 28.33   | 2       | 0         | 0        |
| Brown, Luca J             | 12 Black  | 4       | 0        | 4          | 5    | 1.25    | 0       | 0         | 0        |
| Brown, Luca J*            | 12 Black  | 5       | 3        | 11*        | 16   | 8.00    | 2       | 0         | 0        |
| Burke, Hugh H             | 12 Maroon | 6       | 2        | 53*        | 160  | 40.00   | 0       | 0         | 0        |
| Burke, Hugh H*            | 12 Maroon | 5       | 3        | 44*        | 141  | 70.50   | 4       | 0         | 2        |
| Butler, Lenny N           | 12 Black  | 6       | 3        | 28*        | 58   | 19.33   | 0       | 0         | 0        |
| Butler, Lenny N*          | 12 Black  | 3       | 1        | 9*         | 11   | 5.50    | 0       | 0         | 0        |
| Carr-Brown, Calvin        | 12 Silver | 5       | 1        | 18*        | 45   | 11.25   | 0       | 0         | 0        |
| Carroll, Levi             | 12 Red    | 4       | 0        | 6          | 17   | 4.25    | 0       | 0         | 0        |
| Challenor, Ted J          | 12 Purple | 7       | 2        | 77         | 136  | 27.20   | 2       | 0         | 3        |
| Challenor, Ted J*         | 12 Black  | 5       | 2        | 28*        | 69   | 23.00   | 9       | 0         | 0        |
| Chanson, Sacha R          | 12 Red    | 4       | 0        | 3          | 5    | 1.25    | 0       | 0         | 0        |
| Chanson, Sacha R*         | 12 Red    | 4       | 1        | 4          | 6    | 2.00    | 0       | 0         | 1        |
| Charles, William J        | 12 Blue   | 7       | 3        | 43*        | 140  | 35.00   | 3       | 0         | 0        |
| Cheesman, Xavier H        | 12 Orange | 5       | 1        | 18         | 57   | 14.25   | 0       | 0         | 0        |
| Chudleigh, Drew           | 12 Green  | 4       | 1        | 38*        | 77   | 25.67   | 4       | 0         | 0        |
| Clarke, Edward T          | 12 Yellow | 7       | 1        | 27         | 67   | 11.17   | 2       | 0         | 1        |
| Cochrane, Robert G        | 12 Green  | 5       | 3        | 101*       | 144  | 72.00   | 4       | 0         | 0        |
| Cole, Max W               | 12 Blue   | 6       | 3        | 25*        | 56   | 18.67   | 3       | 0         | 0        |
| Coleman, Lachlan A        | 12 Blue   | 6       | 2        | 17*        | 60   | 15.00   | 1       | 0         | 1        |
| Curley, Jim A             | 12 Silver | 4       | 2        | 28*        | 49   | 24.50   | 1       | 0         | 0        |
| Curtin, Noah              | 12 Navy   | 5       | 2        | 32*        | 82   | 27.33   | 1       | 0         | 0        |
| Davidson, Lachlan J       | 12 Orange | 5       | 3        | 31*        | 102  | 51.00   | 2       | 0         | 0        |
| Dreghorn, Tom M           | 12 Grey   | 4       | 2        | 12*        | 23   | 11.50   | 0       | 0         | 1        |
| Dyer, Harrison N          | 12 Blue   | 7       | 3        | 18*        | 36   | 9.00    | 0       | 0         | 0        |
| Forrest, Benjamin A       | 12 Silver | 4       | 0        | 15         | 25   | 6.25    | 0       | 0         | 0        |
| Forrester, Jack T         | 12 Grey   | 4       | 2        | 44*        | 62   | 31.00   | 5       | 0         | 0        |
| Foster, Ewan P            | 12 Navy   | 6       | 2        | 15         | 37   | 9.25    | 0       | 0         | 0        |
| Foster, Ewan P*           | 12 Red    | 3       | 1        | 8*         | 16   | 8.00    | 0       | 0         | 0        |
| France, Zac H             | 12 Grey   | 4       | 3        | 22*        | 35   | 35.00   | 0       | 0         | 1        |
| Gallagher, Joseph D       | 12 Yellow | 2       | 1        | 11*        | 13   | 13.00   | 1       | 0         | 1        |
| Gant, Ryan F              | 12 Maroon | 6       | 2        | 35*        | 69   | 17.25   | 2       | 0         | 0        |
| Gant, Ryan F*             | 12 Maroon | 5       | 0        | 33         | 83   | 16.60   | 2       | 0         | 0        |
| Gardner, Tom F            | 12 Grey   | 4       | 0        | 20         | 26   | 6.50    | 2       | 0         | 3        |
| Gaspar, Charlie J         | 12 Blue   | 5       | 2        | 22*        | 68   | 22.67   | 0       | 0         | 1        |
| Gatehouse, Harvey E       | 12 Orange | 4       | 1        | 15         | 26   | 8.67    | 0       | 0         | 0        |
| Gentile, Oliver           | 12 Yellow | 4       | 0        | 10         | 14   | 3.50    | 0       | 0         | 0        |
| Gibson, Matt              | 12 Grey   | 3       | 0        | 10         | 18   | 6.00    | 2       | 0         | 1        |
| Gillett, Austin J         | 12 Grey   | 4       | 2        | 26         | 38   | 19.00   | 0       | 0         | 1        |
| Gillman, Elliott F        | 12 Navy   | 6       | 2        | 41         | 137  | 34.25   | 2       | 0         | 1        |
| Gomez, Sebastian J        | 12 Grey   | 4       | 0        | 10         | 19   | 4.75    | 0       | 0         | 1        |
| Grady, Jackson            | 12 Navy   | 5       | 3        | 42*        | 122  | 61.00   | 1       | 0         | 1        |
| Grady, Jackson*           | 12 Maroon | 4       | 1        | 15         | 30   | 10.00   | 1       | 0         | 1        |
| Graham, Harrison J        | 12 Yellow | 5       | 0        | 2          | 4    | 0.80    | 0       | 0         | 1        |
| Grasso, Vinnie J*         | 12 Black  | 5       | 0        | 7          | 26   | 5.20    | 0       | 0         | 0        |
| Green, Isaac W            | 12 Purple | 7       | 2        | 42         | 138  | 27.60   | 0       | 0         | 1        |
| Hall, William J           | 12 Silver | 5       | 2        | 12         | 28   | 9.33    | 1       | 0         | 0        |
| Hancock, Lucas R          | 12 Silver | 7       | 4        | 27*        | 62   | 20.67   | 1       | 0         | 0        |

## UNDER 12 BATTING (continued) (11 teams/135 players)

| Player                        | Team      | Innings | Not Outs | Best Score | Runs | Average | Catches | Stumpings | Run Outs |
|-------------------------------|-----------|---------|----------|------------|------|---------|---------|-----------|----------|
| Hanigan, Conor                | 12 Silver | 6       | 0        | 14         | 34   | 5.67    | 1       | 0         | 0        |
| Hislop, Harrison C            | 12 Orange | 5       | 0        | 10         | 27   | 5.40    | 1       | 0         | 0        |
| Hollingdrake, Thomas          | 12 Purple | 6       | 1        | 11         | 26   | 5.20    | 1       | 0         | 1        |
| Horton, Flynn E               | 12 Green  | 6       | 3        | 33*        | 54   | 18.00   | 5       | 0         | 0        |
| Howard, Xavier J              | 12 Orange | 4       | 0        | 27         | 56   | 14.00   | 1       | 0         | 0        |
| Huntley, Liam H               | 12 Blue   | 7       | 2        | 18*        | 57   | 11.40   | 1       | 0         | 0        |
| Johnson, Will                 | 12 Green  | 5       | 0        | 0          | 0    | 0.00    | 0       | 0         | 0        |
| Justice, Jack W               | 12 Maroon | 6       | 2        | 7*         | 18   | 4.50    | 0       | 0         | 1        |
| Kenyon, Toby                  | 12 Maroon | 6       | 2        | 18         | 54   | 13.50   | 1       | 0         | 1        |
| Kenyon, Toby*                 | 12 Maroon | 5       | 1        | 12*        | 15   | 3.75    | 0       | 0         | 0        |
| Klaassen, Sam J               | 12 Navy   | 4       | 2        | 28*        | 65   | 32.50   | 0       | 0         | 0        |
| Kleinschmidt, Henry           | 12 Black  | 5       | 0        | 3          | 7    | 1.40    | 1       | 0         | 1        |
| Kleinschmidt, Henry*          | 12 Black  | 5       | 1        | 11         | 16   | 4.00    | 0       | 0         | 0        |
| Kotze, Luka                   | 12 Purple | 5       | 1        | 27         | 52   | 13.00   | 1       | 0         | 0        |
| Krogh, Ryan                   | 12 Navy   | 6       | 2        | 31*        | 89   | 22.25   | 0       | 0         | 0        |
| Lambley, Henry E              | 12 Blue   | 6       | 0        | 25         | 42   | 7.00    | 2       | 0         | 0        |
| Le flay, Thomas               | 12 Silver | 4       | 1        | 62         | 97   | 32.33   | 4       | 0         | 0        |
| Lewis, Joshua G               | 12 Yellow | 8       | 2        | 15         | 61   | 10.17   | 1       | 0         | 0        |
| Lewis, Samuel P               | 12 Blue   | 6       | 2        | 30         | 134  | 33.50   | 4       | 0         | 0        |
| Long, Sam A                   | 12 Green  | 4       | 0        | 2          | 4    | 1.00    | 0       | 0         | 0        |
| Lyons, Matthew                | 12 Yellow | 4       | 1        | 11         | 26   | 8.67    | 2       | 0         | 1        |
| Macfarlane, Andrew D          | 12 Red    | 5       | 0        | 15         | 25   | 5.00    | 0       | 0         | 0        |
| Macfarlane, Andrew D*         | 12 Red    | 4       | 3        | 13*        | 37   | 37.00   | 1       | 0         | 0        |
| Malone, Mason J               | 12 Yellow | 8       | 2        | 30*        | 85   | 14.17   | 0       | 0         | 1        |
| Martin, Sophie A              | 12 Orange | 1       | 0        | 2          | 2    | 2.00    | 0       | 0         | 0        |
| Mazurkiewicz, Thomas          | 12 Yellow | 7       | 2        | 9          | 18   | 3.60    | 0       | 0         | 0        |
| McCall, Lachlan F             | 12 Black  | 6       | 3        | 55         | 178  | 59.33   | 1       | 0         | 3        |
| McClure, Cameron G            | 12 Black  | 5       | 0        | 21         | 48   | 9.60    | 5       | 0         | 0        |
| McClure, Cameron G*           | 12 Black  | 3       | 0        | 30         | 33   | 11.00   | 0       | 0         | 0        |
| McConnel, Alexander           | 12 Purple | 6       | 2        | 22*        | 65   | 16.25   | 3       | 0         | 0        |
| McKinnon, Ashton B            | 12 Yellow | 7       | 1        | 16*        | 22   | 3.67    | 0       | 0         | 0        |
| Moore, Max W                  | 12 Red    | 4       | 3        | 23*        | 42   | 42.00   | 2       | 0         | 0        |
| Mulcahy, James T              | 12 Grey   | 4       | 0        | 55         | 87   | 21.75   | 0       | 0         | 2        |
| Murray-Brown, Lincoln D       | 12 Red    | 4       | 0        | 2          | 3    | 0.75    | 0       | 0         | 0        |
| Murray-Brown, Lincoln D*      | 12 Red    | 3       | 0        | 1          | 1    | 0.33    | 0       | 0         | 0        |
| Naughton, Daniel K            | 12 Yellow | 8       | 1        | 7*         | 22   | 3.14    | 0       | 0         | 0        |
| Nisbett, Matthew L            | 12 Grey   | 4       | 3        | 42*        | 87   | 87.00   | 0       | 0         | 1        |
| Norton, Max E                 | 12 Green  | 4       | 1        | 25*        | 57   | 19.00   | 0       | 1         | 0        |
| O'Neill, Ky B                 | 12 Blue   | 6       | 1        | 10         | 17   | 3.40    | 1       | 0         | 0        |
| O'Toole, Ryan                 | 12 Orange | 5       | 1        | 20*        | 49   | 12.25   | 0       | 0         | 0        |
| Parkin, Asher W               | 12 Green  | 4       | 1        | 43         | 83   | 27.67   | 4       | 1         | 0        |
| Peacock, Oliver I             | 12 Green  | 5       | 2        | 32*        | 67   | 22.33   | 3       | 0         | 1        |
| Peters, Alexander W           | 12 Blue   | 7       | 1        | 31         | 77   | 12.83   | 3       | 0         | 0        |
| Petersen, Harry J             | 12 Orange | 4       | 2        | 12*        | 30   | 15.00   | 0       | 0         | 0        |
| Pink, Brody W                 | 12 Maroon | 5       | 3        | 41*        | 110  | 55.00   | 1       | 1         | 3        |
| Powe, Oliver B                | 12 Purple | 5       | 2        | 66         | 109  | 36.33   | 1       | 0         | 0        |
| Quarterman, Zachary           | 12 Silver | 5       | 3        | 30*        | 83   | 41.50   | 0       | 0         | 0        |
| Rajendraprasad, Nithin Pranav | 12 Purple | 7       | 4        | 34         | 99   | 33.00   | 3       | 0         | 1        |
| Rakesh, Nishanth              | 12 Navy   | 4       | 2        | 16*        | 36   | 18.00   | 0       | 0         | 1        |
| Rakesh, Nishanth*             | 12 Red    | 2       | 0        | 0          | 0    | 0.00    | 0       | 0         | 1        |
| Reck, Harrison                | 12 Black  | 6       | 2        | 38*        | 127  | 31.75   | 2       | 0         | 2        |
| Reck, Harrison*               | 12 Black  | 5       | 3        | 79*        | 175  | 87.50   | 0       | 0         | 2        |
| Reinders, Caleb J             | 12 Yellow | 6       | 3        | 26*        | 46   | 15.33   | 0       | 0         | 0        |
| Roberts, Riley                | 12 Red    | 5       | 3        | 22         | 69   | 34.50   | 1       | 0         | 2        |
| Roberts, Riley*               | 12 Red    | 4       | 1        | 28*        | 48   | 16.00   | 0       | 0         | 2        |
| Roberts, Sid A*               | 12 Red    | 4       | 2        | 24*        | 77   | 38.50   | 1       | 0         | 1        |
| Rodgers, Thomas R             | 12 Navy   | 4       | 1        | 8*         | 18   | 6.00    | 0       | 0         | 0        |
| Rodman, Maximus J             | 12 Black  | 6       | 0        | 1          | 2    | 0.33    | 1       | 0         | 0        |
| Rodman, Maximus J*            | 12 Black  | 5       | 2        | 35         | 77   | 25.67   | 1       | 0         | 0        |
| Rogers, Gabriel G             | 12 Blue   | 6       | 1        | 19         | 47   | 9.40    | 2       | 0         | 0        |
| Rose, Blake M                 | 12 Purple | 6       | 3        | 44         | 103  | 34.33   | 0       | 0         | 1        |
| Scarinci, Hugh W              | 12 Silver | 6       | 1        | 21*        | 51   | 10.20   | 1       | 0         | 1        |
| Scholes, Hayden B             | 12 Maroon | 7       | 2        | 34         | 76   | 15.20   | 0       | 0         | 0        |
| Scholes, Hayden B*            | 12 Maroon | 4       | 0        | 5          | 8    | 2.00    | 1       | 0         | 2        |

## UNDER 12 BATTING (continued) (11 teams/135 players)

| Player                 | Team      | Innings | Not Outs | Best Score | Runs | Average | Catches | Stumpings | Run Outs |
|------------------------|-----------|---------|----------|------------|------|---------|---------|-----------|----------|
| Scott-Day, Nate G      | 12 Grey   | 4       | 3        | 33         | 70   | 70.00   | 1       | 0         | 0        |
| Shearer-Smith, Oliver  | 12 Green  | 4       | 1        | 50*        | 95   | 31.67   | 3       | 0         | 0        |
| Shearer, Isaac M       | 12 Purple | 5       | 1        | 5*         | 7    | 1.75    | 1       | 0         | 0        |
| Slaughter, Max P       | 12 Purple | 3       | 0        | 24         | 29   | 9.67    | 0       | 0         | 3        |
| Smeaton, Isaac B       | 12 Red    | 4       | 0        | 45         | 76   | 19.00   | 1       | 0         | 0        |
| Smeaton, Isaac B*      | 12 Red    | 4       | 1        | 34*        | 60   | 20.00   | 2       | 0         | 3        |
| Smeaton, William*      | 12 Red    | 1       | DNB      | DNB        | DNB  | DNB     | 0       | 0         | 1        |
| Smith, Archie C        | 12 Black  | 6       | 3        | 110*       | 180  | 60.00   | 3       | 0         | 2        |
| Smith, Archie C*       | 12 Black  | 5       | 2        | 81         | 198  | 66.00   | 3       | 0         | 0        |
| Smith, Billy J         | 12 Green  | 5       | 0        | 18         | 27   | 5.40    | 5       | 0         | 0        |
| Sones, Sammy R         | 12 Purple | 4       | 2        | 8*         | 11   | 5.50    | 0       | 0         | 0        |
| Spence, Alexander L    | 12 Orange | 5       | 2        | 62         | 136  | 45.33   | 0       | 0         | 1        |
| Spicer, Oscar M        | 12 Silver | 5       | 2        | 41         | 69   | 23.00   | 2       | 0         | 0        |
| Stanley, William A     | 12 Red    | 4       | 0        | 3          | 8    | 2.00    | 2       | 0         | 2        |
| Stanley, William A*    | 12 Red    | 4       | 1        | 9          | 12   | 4.00    | 2       | 0         | 0        |
| Stannard, Thomas F     | 12 Black  | 6       | 4        | 35*        | 82   | 41.00   | 1       | 0         | 1        |
| Swindells, Lysander L  | 12 Silver | 4       | 1        | 3*         | 6    | 2.00    | 2       | 0         | 0        |
| Syrett, Mitchell J     | 12 Maroon | 6       | 2        | 31*        | 92   | 23.00   | 1       | 0         | 1        |
| Syrett, Mitchell J*    | 12 Maroon | 4       | 1        | 39         | 49   | 16.33   | 0       | 0         | 0        |
| Tausney, Luke R        | 12 Maroon | 3       | 0        | 25         | 36   | 12.00   | 0       | 0         | 0        |
| Tausney, Luke R*       | 12 Maroon | 4       | 1        | 26*        | 33   | 11.00   | 0       | 0         | 0        |
| Taylor, Adam*          | 12 Maroon | 4       | 1        | 16*        | 28   | 9.33    | 0       | 0         | 1        |
| Telford, Luke C        | 12 Orange | 3       | 0        | 16         | 20   | 6.67    | 1       | 0         | 0        |
| Tozer, William         | 12 Navy   | 5       | 4        | 72*        | 201  | 201.00  | 3       | 1         | 5        |
| Tozer, William*        | 12 Maroon | 4       | 2        | 53*        | 158  | 79.00   | 0       | 0         | 1        |
| Treston, Tom P         | 12 Grey   | 4       | 3        | 16*        | 27   | 27.00   | 1       | 0         | 0        |
| Turley, Dylan J        | 12 Maroon | 5       | 2        | 31*        | 70   | 23.33   | 2       | 0         | 1        |
| Turley, Dylan J*       | 12 Maroon | 5       | 3        | 53*        | 91   | 45.50   | 1       | 0         | 0        |
| Turner, George M       | 12 Black  | 5       | 2        | 15*        | 50   | 16.67   | 1       | 0         | 0        |
| Turner, George M*      | 12 Black  | 5       | 1        | 26         | 45   | 11.25   | 2       | 0         | 0        |
| Tyrrell, Owen          | 12 Navy   | 5       | 2        | 46*        | 74   | 24.67   | 1       | 0         | 2        |
| Tyrrell, Owen*         | 12 Maroon | 4       | 3        | 44*        | 69   | 69.00   | 1       | 1         | 0        |
| Versace, Remy Lawrence | 12 Grey   | 1       | 0        | 0          | 0    | 0.00    | 0       | 0         | 0        |
| Vink, Lachlan          | 12 Orange | 2       | 0        | 1          | 1    | 0.50    | 1       | 0         | 0        |
| Wallwork, Sam          | 12 Green  | 5       | 1        | 52*        | 154  | 38.50   | 1       | 0         | 0        |
| Waring, William H      | 12 Maroon | 6       | 1        | 11*        | 20   | 4.00    | 0       | 0         | 0        |
| Waring, William H*     | 12 Maroon | 5       | 1        | 20         | 51   | 12.75   | 1       | 0         | 0        |
| Willoughby, Edward T   | 12 Navy   | 5       | 1        | 7*         | 15   | 3.75    | 1       | 0         | 1        |
| Winwood, Oliver        | 12 Black  | 5       | 2        | 5*         | 14   | 4.67    | 0       | 0         | 0        |
| Winwood, Oliver*       | 12 Black  | 5       | 1        | 16*        | 23   | 5.75    | 0       | 0         | 0        |
| Woolaston, James M     | 12 Yellow | 8       | 1        | 24         | 42   | 6.00    | 2       | 0         | 1        |

\* Played Post-Christmas  
 dnb - did not bat



Jack Wildermuth with a young Melbourne Renegades fan at Ashgrove Sports Ground.

## UNDER 12 BOWLING (11 teams/135 players)

| Player                    | Team      | Overs | Maidens | Runs | Wickets | Best | Average |
|---------------------------|-----------|-------|---------|------|---------|------|---------|
| Abdilla, Jonathan         | 12 Red    | 7     | 0       | 67   | 2       | 2/14 | 33.50   |
| Abdilla, Jonathan*        | 12 Red    | 8     | 1       | 32   | 0       | 0/4  | -       |
| Abdilla, Mathew           | 12 Red    | 9     | 0       | 62   | 0       | 0/5  | -       |
| Abdilla, Mathew*          | 12 Red    | 9     | 3       | 13   | 3       | 1/1  | 4.33    |
| Ashman, Bailey J          | 12 Black  | 15    | 0       | 115  | 1       | 1/17 | 115.00  |
| Ashman, Bailey J*         | 12 Black  | 6.5   | 0       | 42   | 0       | 0/5  | -       |
| Barr-Thomson, Alexander S | 12 Blue   | 14    | 0       | 72   | 3       | 1/6  | 24.00   |
| Barron, Ted M             | 12 Purple | 21    | 4       | 64   | 2       | 2/13 | 32.00   |
| Beikoff, Jax B            | 12 Orange | 12    | 0       | 93   | 0       | 0/10 | -       |
| Beirne, Harry T           | 12 Orange | 11    | 2       | 40   | 5       | 2/9  | 8.00    |
| Belanszky, Nicholas D     | 12 Navy   | 17    | 0       | 135  | 2       | 1/13 | 67.50   |
| Blanshard, Charles        | 12 Yellow | 20    | 0       | 115  | 3       | 1/19 | 38.33   |
| Boys, Owen M              | 12 Red    | 13    | 0       | 59   | 0       | 0/5  | -       |
| Boys, Owen M*             | 12 Red    | 6     | 1       | 29   | 1       | 1/8  | 29.00   |
| Brandon, James A          | 12 Maroon | 17    | 1       | 72   | 1       | 1/13 | 72.00   |
| Brandon, Thomas E         | 12 Maroon | 18    | 0       | 88   | 2       | 2/20 | 44.00   |
| Brandon, Thomas E*        | 12 Maroon | 14    | 0       | 69   | 1       | 1/12 | 69.00   |
| Brown, Luca J             | 12 Black  | 14    | 1       | 85   | 3       | 1/11 | 28.33   |
| Brown, Luca J*            | 12 Black  | 11.5  | 1       | 41   | 1       | 1/5  | 41.00   |
| Burke, Hugh H             | 12 Maroon | 17    | 0       | 90   | 4       | 2/21 | 22.50   |
| Burke, Hugh H*            | 12 Maroon | 13    | 2       | 72   | 4       | 1/6  | 18.00   |
| Butler, Lenny N           | 12 Black  | 13    | 0       | 61   | 3       | 1/2  | 20.33   |
| Butler, Lenny N*          | 12 Black  | 7     | 0       | 32   | 4       | 2/13 | 8.00    |
| Carr-Brown, Calvin        | 12 Silver | 10    | 0       | 56   | 0       | 0/9  | -       |
| Carroll, Levi             | 12 Red    | 6     | 0       | 43   | 2       | 1/0  | 21.50   |
| Challenor, Ted J          | 12 Purple | 19.4  | 5       | 73   | 5       | 3/1  | 14.60   |
| Challenor, Ted J*         | 12 Black  | 19.3  | 3       | 53   | 9       | 4/8  | 5.89    |
| Chanson, Sacha R          | 12 Red    | 5     | 0       | 44   | 0       | 0/9  | -       |
| Chanson, Sacha R*         | 12 Red    | 8.2   | 0       | 57   | 1       | 1/17 | 57.00   |
| Charles, William J        | 12 Blue   | 17    | 1       | 90   | 6       | 2/10 | 15.00   |
| Cheesman, Xavier H        | 12 Orange | 14.5  | 0       | 78   | 2       | 2/28 | 39.00   |
| Chudleigh, Drew           | 12 Green  | 17    | 1       | 76   | 8       | 3/23 | 9.50    |
| Clarke, Edward T          | 12 Yellow | 12    | 0       | 70   | 2       | 2/14 | 35.00   |
| Cochrane, Robert G        | 12 Green  | 13    | 1       | 79   | 3       | 1/9  | 26.33   |
| Cole, Max W               | 12 Blue   | 14    | 1       | 73   | 2       | 1/12 | 36.50   |
| Coleman, Lachlan A        | 12 Blue   | 15.5  | 1       | 70   | 2       | 2/5  | 35.00   |
| Curley, Jim A             | 12 Silver | 9     | 0       | 30   | 0       | 0/5  | -       |
| Curtin, Noah              | 12 Navy   | 15    | 1       | 109  | 1       | 1/11 | 109.00  |
| Davidson, Lachlan J       | 12 Orange | 13    | 1       | 66   | 1       | 1/7  | 66.00   |
| Dreghorn, Tom M           | 12 Grey   | 12    | 0       | 62   | 2       | 2/3  | 31.00   |
| Dyer, Harrison N          | 12 Blue   | 13    | 0       | 44   | 3       | 1/2  | 14.67   |
| Forrest, Benjamin A       | 12 Silver | 9     | 0       | 58   | 4       | 3/10 | 14.50   |
| Forrester, Jack T         | 12 Grey   | 12    | 0       | 58   | 2       | 1/2  | 29.00   |
| Foster, Ewan P            | 12 Navy   | 17    | 2       | 94   | 2       | 1/6  | 47.00   |
| Foster, Ewan P*           | 12 Red    | 6     | 0       | 53   | 1       | 1/23 | 53.00   |
| France, Zac H             | 12 Grey   | 10    | 1       | 55   | 2       | 2/5  | 27.50   |
| Gallagher, Joseph D       | 12 Yellow | 9     | 0       | 40   | 2       | 1/9  | 20.00   |
| Gant, Ryan F              | 12 Maroon | 18.4  | 2       | 90   | 7       | 2/5  | 12.86   |
| Gant, Ryan F*             | 12 Maroon | 14    | 1       | 46   | 2       | 1/2  | 23.00   |
| Gardner, Tom F            | 12 Grey   | 6     | 0       | 15   | 1       | 1/4  | 15.00   |
| Gaspar, Charlie J         | 12 Blue   | 16    | 1       | 50   | 4       | 3/7  | 12.50   |
| Gatehouse, Harvey E       | 12 Orange | 15    | 1       | 85   | 1       | 1/11 | 85.00   |
| Gentile, Oliver           | 12 Silver | 2     | 0       | 9    | 2       | 2/9  | 4.50    |
| Gentile, Oliver           | 12 Yellow | 10    | 0       | 91   | 0       | 0/7  | -       |
| Gibson, Matt              | 12 Grey   | 11    | 1       | 60   | 4       | 3/15 | 15.00   |
| Gillett, Austin J         | 12 Grey   | 11    | 0       | 67   | 3       | 2/19 | 22.33   |
| Gillman, Elliott F        | 12 Navy   | 19    | 1       | 79   | 3       | 1/12 | 26.33   |
| Gomez, Sebastian J        | 12 Grey   | 7     | 0       | 58   | 0       | 0/1  | -       |
| Grady, Jackson            | 12 Navy   | 19    | 1       | 96   | 2       | 1/14 | 48.00   |
| Grady, Jackson*           | 12 Maroon | 9     | 0       | 36   | 2       | 1/8  | 18.00   |
| Graham, Harrison J        | 12 Yellow | 13.2  | 1       | 87   | 2       | 2/13 | 43.50   |
| Grasso, Vinnie J*         | 12 Black  | 14    | 3       | 44   | 1       | 1/5  | 44.00   |
| Green, Isaac W            | 12 Purple | 17.2  | 2       | 75   | 6       | 2/5  | 12.50   |
| Hall, William J           | 12 Silver | 9     | 1       | 49   | 1       | 1/1  | 49.00   |
| Hancock, Lucas R          | 12 Silver | 17    | 4       | 50   | 10      | 2/1  | 5.00    |

## **UNDER 12 BOWLING (continued) (11 teams/135 players)**

| <b>Player</b>                 | <b>Team</b> | <b>Overs</b> | <b>Maidens</b> | <b>Runs</b> | <b>Wickets</b> | <b>Best</b> | <b>Average</b> |
|-------------------------------|-------------|--------------|----------------|-------------|----------------|-------------|----------------|
| Hanigan, Conor                | 12 Silver   | 16           | 1              | 77          | 5              | 3/10        | 15.40          |
| Hislop, Harrison C            | 12 Orange   | 13           | 0              | 59          | 2              | 1/9         | 29.50          |
| Hollingdrake, Thomas          | 12 Purple   | 18           | 1              | 97          | 4              | 2/10        | 24.25          |
| Horton, Flynn E               | 12 Green    | 20           | 2              | 72          | 9              | 4/9         | 8.00           |
| Howard, Xavier J              | 12 Orange   | 12           | 1              | 52          | 1              | 1/12        | 52.00          |
| Huntley, Liam H               | 12 Blue     | 15           | 1              | 94          | 2              | 1/9         | 47.00          |
| Johnson, Will                 | 12 Green    | 12           | 0              | 76          | 4              | 3/18        | 19.00          |
| Justice, Jack W               | 12 Maroon   | 15           | 0              | 109         | 3              | 2/37        | 36.33          |
| Kenyon, Toby                  | 12 Maroon   | 15           | 0              | 91          | 0              | 0/11        | -              |
| Kenyon, Toby*                 | 12 Maroon   | 15           | 0              | 90          | 5              | 2/14        | 18.00          |
| Klaassen, Sam J               | 12 Navy     | 18           | 1              | 112         | 3              | 2/36        | 37.33          |
| Kleinschmidt, Henry           | 12 Black    | 11           | 0              | 59          | 1              | 1/10        | 59.00          |
| Kleinschmidt, Henry*          | 12 Black    | 14           | 1              | 65          | 3              | 1/8         | 21.67          |
| Kotze, Luka                   | 12 Purple   | 16.3         | 0              | 87          | 3              | 2/30        | 29.00          |
| Krogh, Ryan                   | 12 Navy     | 14           | 2              | 89          | 2              | 2/38        | 44.50          |
| Lambley, Henry E              | 12 Blue     | 18           | 1              | 69          | 4              | 4/9         | 17.25          |
| Le flay, Thomas               | 12 Silver   | 12           | 0              | 46          | 5              | 2/2         | 9.20           |
| Lewis, Joshua G               | 12 Yellow   | 21           | 0              | 90          | 2              | 1/10        | 45.00          |
| Lewis, Samuel P               | 12 Blue     | 17           | 2              | 55          | 8              | 3/7         | 6.88           |
| Long, Sam A                   | 12 Green    | 10           | 0              | 73          | 2              | 2/12        | 36.50          |
| Lyons, Matthew                | 12 Yellow   | 10.1         | 0              | 72          | 2              | 1/11        | 36.00          |
| Lyons, Matthew                | 12 Silver   | 2            | 0              | 13          | 0              | 0/13        | -              |
| Macfarlane, Andrew D          | 12 Red      | 9            | 1              | 58          | 1              | 1/9         | 58.00          |
| Macfarlane, Andrew D*         | 12 Red      | 8            | 0              | 56          | 2              | 1/8         | 28.00          |
| Malone, Mason J               | 12 Yellow   | 17           | 0              | 130         | 5              | 2/5         | 26.00          |
| Martin, Sophie A              | 12 Orange   | 2            | 0              | 19          | 0              | 0/19        | -              |
| Mazurkiewicz, Thomas          | 12 Yellow   | 12.3         | 0              | 103         | 0              | 0/5         | -              |
| Mazurkiewicz, Thomas          | 12 Silver   | 2            | 0              | 17          | 0              | 0/17        | -              |
| McCall, Lachlan F             | 12 Black    | 17           | 2              | 80          | 3              | 1/1         | 26.67          |
| McClure, Cameron G            | 12 Black    | 16.1         | 1              | 100         | 2              | 1/8         | 50.00          |
| McClure, Cameron G*           | 12 Black    | 8            | 1              | 21          | 1              | 1/5         | 21.00          |
| McConnel, Alexander           | 12 Purple   | 11           | 0              | 65          | 1              | 1/14        | 65.00          |
| McKinnon, Ashton B            | 12 Yellow   | 17           | 1              | 75          | 2              | 1/8         | 37.50          |
| Moore, Max W                  | 12 Red      | 9            | 0              | 62          | 2              | 2/18        | 31.00          |
| Mulcahy, James T              | 12 Grey     | 12.1         | 1              | 49          | 3              | 2/30        | 16.33          |
| Murray-Brown, Lincoln D       | 12 Red      | 8            | 0              | 77          | 0              | 0/17        | -              |
| Murray-Brown, Lincoln D*      | 12 Red      | 6            | 0              | 47          | 0              | 0/9         | -              |
| Naughton, Daniel K            | 12 Yellow   | 22.5         | 1              | 158         | 1              | 1/28        | 158.00         |
| Nisbett, Matthew L            | 12 Grey     | 11.1         | 0              | 54          | 2              | 1/10        | 27.00          |
| Norton, Max E                 | 12 Green    | 15           | 2              | 58          | 7              | 3/14        | 8.29           |
| O'Neill, Ky B                 | 12 Blue     | 15           | 0              | 120         | 2              | 1/13        | 60.00          |
| O'Toole, Ryan                 | 12 Orange   | 11           | 0              | 87          | 3              | 1/14        | 29.00          |
| Parkin, Asher W               | 12 Green    | 11           | 1              | 25          | 1              | 1/2         | 25.00          |
| Peacock, Oliver I             | 12 Green    | 13           | 1              | 62          | 1              | 1/10        | 62.00          |
| Peters, Alexander W           | 12 Blue     | 19.2         | 3              | 82          | 7              | 2/16        | 11.71          |
| Petersen, Harry J             | 12 Orange   | 12           | 0              | 57          | 0              | 0/6         | -              |
| Pink, Brody W                 | 12 Maroon   | 19           | 2              | 99          | 5              | 2/24        | 19.80          |
| Powe, Oliver B                | 12 Purple   | 10.4         | 0              | 57          | 5              | 2/3         | 11.40          |
| Quarterman, Zachary           | 12 Silver   | 11           | 1              | 41          | 1              | 1/6         | 41.00          |
| Rajendraprasad, Nithin Pranav | 12 Purple   | 18           | 1              | 141         | 2              | 1/8         | 70.50          |
| Rakesh, Nishanth              | 12 Navy     | 17           | 0              | 79          | 2              | 1/20        | 39.50          |
| Rakesh, Nishanth*             | 12 Red      | 6            | 2              | 16          | 2              | 2/8         | 8.00           |
| Reck, Harrison                | 12 Black    | 18           | 3              | 67          | 5              | 3/16        | 13.40          |
| Reck, Harrison*               | 12 Black    | 16           | 0              | 40          | 5              | 3/16        | 8.00           |
| Reinders, Caleb J             | 12 Yellow   | 11           | 0              | 52          | 3              | 1/10        | 17.33          |
| Roberts, Riley                | 12 Red      | 13           | 2              | 50          | 2              | 1/2         | 25.00          |
| Roberts, Riley*               | 12 Red      | 10           | 3              | 24          | 1              | 1/2         | 24.00          |
| Roberts, Sid A*               | 12 Red      | 7            | 3              | 40          | 3              | 3/6         | 13.33          |
| Rodgers, Thomas R             | 12 Navy     | 14           | 1              | 61          | 0              | 0/6         | -              |
| Rodman, Maximus J             | 12 Black    | 15           | 1              | 113         | 3              | 1/9         | 37.67          |
| Rodman, Maximus J*            | 12 Black    | 11           | 1              | 57          | 0              | 0/8         | -              |
| Rogers, Gabriel G             | 12 Blue     | 12           | 1              | 52          | 6              | 3/10        | 8.67           |
| Rose, Blake M                 | 12 Purple   | 18.5         | 2              | 85          | 5              | 2/12        | 17.00          |
| Scarinci, Hugh W              | 12 Silver   | 16           | 3              | 54          | 3              | 2/7         | 18.00          |
| Scholes, Hayden B             | 12 Maroon   | 17           | 0              | 106         | 3              | 1/10        | 35.33          |



## UNDER 12 BOWLING (continued) (11 teams/135 players)

| Player                 | Team      | Overs | Maidens | Runs | Wickets | Best | Average |
|------------------------|-----------|-------|---------|------|---------|------|---------|
| Scholes, Hayden B*     | 12 Maroon | 17.4  | 3       | 75   | 5       | 2/8  | 15.00   |
| Scott-Day, Nate G      | 12 Grey   | 9     | 0       | 51   | 3       | 2/9  | 17.00   |
| Shearer-Smith, Oliver  | 12 Green  | 15    | 3       | 37   | 2       | 1/4  | 18.50   |
| Shearer, Isaac M       | 12 Purple | 9.1   | 2       | 82   | 1       | 1/0  | 82.00   |
| Slaughter, Max P       | 12 Purple | 10    | 1       | 68   | 1       | 1/21 | 68.00   |
| Smeaton, Isaac B       | 12 Red    | 10    | 0       | 59   | 4       | 3/24 | 14.75   |
| Smeaton, Isaac B*      | 12 Red    | 8     | 1       | 39   | 1       | 1/6  | 39.00   |
| Smith, Archie C        | 12 Black  | 18    | 3       | 107  | 0       | 0/12 | -       |
| Smith, Archie C*       | 12 Black  | 13    | 2       | 36   | 4       | 2/7  | 9.00    |
| Smith, Billy J         | 12 Green  | 12    | 0       | 32   | 5       | 3/14 | 6.40    |
| Sones, Sammy R         | 12 Purple | 10.5  | 0       | 71   | 2       | 1/8  | 35.50   |
| Spence, Alexander L    | 12 Orange | 6     | 0       | 21   | 5       | 4/9  | 4.20    |
| Spicer, Oscar M        | 12 Silver | 13    | 2       | 54   | 5       | 2/11 | 10.80   |
| Stanley, William A     | 12 Red    | 11    | 1       | 66   | 3       | 2/4  | 22.00   |
| Stanley, William A*    | 12 Red    | 7     | 0       | 25   | 2       | 1/6  | 12.50   |
| Stannard, Thomas F     | 12 Black  | 18    | 2       | 102  | 3       | 1/7  | 34.00   |
| Swindells, Lysander L  | 12 Silver | 13    | 0       | 71   | 7       | 2/6  | 10.14   |
| Syrett, Mitchell J     | 12 Maroon | 15    | 0       | 83   | 2       | 2/28 | 41.50   |
| Syrett, Mitchell J*    | 12 Maroon | 13    | 3       | 26   | 4       | 1/2  | 6.50    |
| Tausney, Luke R        | 12 Maroon | 12.3  | 0       | 80   | 1       | 1/24 | 80.00   |
| Tausney, Luke R*       | 12 Maroon | 13    | 0       | 64   | 2       | 1/4  | 32.00   |
| Taylor, Adam*          | 12 Maroon | 13    | 1       | 70   | 1       | 1/11 | 70.00   |
| Telford, Luke C        | 12 Orange | 12.1  | 0       | 77   | 2       | 1/11 | 38.50   |
| Tozer, William         | 12 Navy   | 21    | 6       | 74   | 5       | 2/12 | 14.80   |
| Tozer, William*        | 12 Maroon | 12    | 1       | 54   | 2       | 1/7  | 27.00   |
| Treston, Tom P         | 12 Grey   | 9     | 0       | 45   | 0       | 0/4  | -       |
| Turley, Dylan J        | 12 Maroon | 16    | 0       | 79   | 2       | 1/5  | 39.50   |
| Turley, Dylan J*       | 12 Maroon | 19    | 3       | 69   | 5       | 2/9  | 13.80   |
| Turner, George M       | 12 Black  | 19    | 3       | 63   | 2       | 1/1  | 31.50   |
| Turner, George M*      | 12 Black  | 19    | 1       | 51   | 3       | 1/1  | 17.00   |
| Tyrell, Owen           | 12 Navy   | 19    | 0       | 75   | 2       | 1/15 | 37.50   |
| Tyrell, Owen*          | 12 Maroon | 12    | 4       | 34   | 6       | 3/8  | 5.67    |
| Verface, Remy Lawrence | 12 Grey   | 2     | 0       | 19   | 0       | 0/19 | -       |
| Vink, Lachlan          | 12 Orange | 7     | 0       | 33   | 2       | 2/22 | 16.50   |
| Wallwork, Sam          | 12 Green  | 23    | 3       | 113  | 7       | 3/19 | 16.14   |
| Waring, William H      | 12 Maroon | 15    | 0       | 103  | 3       | 1/16 | 34.33   |
| Waring, William H*     | 12 Maroon | 13.3  | 0       | 69   | 2       | 1/4  | 34.50   |
| Willoughby, Edward T   | 12 Navy   | 14    | 1       | 89   | 0       | 0/0  | -       |
| Winwood, Oliver        | 12 Black  | 16.4  | 0       | 129  | 3       | 2/27 | 43.00   |
| Winwood, Oliver*       | 12 Black  | 10.3  | 0       | 46   | 2       | 2/10 | 23.00   |
| Woolaston, James M     | 12 Yellow | 13.5  | 0       | 75   | 1       | 1/16 | 75.00   |

\*Played Post-Christmas



Skills training at Ashgrove Sports Ground.

### UNDER 11 BATTING (11 teams/94 players)

| Player                | Team      | Innings | Not Outs | Best Score | Runs | Average | Catches | Stumpings | Run Outs |
|-----------------------|-----------|---------|----------|------------|------|---------|---------|-----------|----------|
| Bacalakis, Theodore J | 11 Grey   | 8       | 8        | 47*        | 211  | -       | 7       | 0         | 4        |
| Bellamy, Lachie L     | 11 Navy   | 6       | 5        | 11*        | 40   | 40.00   | 2       | 0         | 1        |
| Benfield, Jonty A     | 11 Grey   | 7       | 7        | 50*        | 157  | -       | 4       | 0         | 4        |
| Blake, George N+      | 11 Silver | na      | na       | na         | na   | na      | 0       | 0         | 0        |
| Braben, Tom J+        | 11 Silver | na      | na       | na         | na   | na      | 0       | 0         | 0        |
| Brant, Thomas J       | 11 Blue   | 8       | 8        | 35*        | 172  | -       | 1       | 0         | 0        |
| Brown, Jude K         | 11 Black  | 6       | 5        | 14*        | 49   | 49.00   | 0       | 0         | 0        |
| Brown, Jude K*        | 11 Black  | 5       | 4        | 16         | 47   | 47.00   | 0       | 0         | 0        |
| Bryant, Sam J         | 11 Black  | 7       | 6        | 28*        | 81   | 81.00   | 0       | 0         | 0        |
| Bryant, Sam J*        | 11 Black  | 6       | 6        | 15*        | 55   | -       | 0       | 0         | 0        |
| Carracedo, Xavier M   | 11 Black  | 7       | 5        | 22         | 73   | 36.50   | 0       | 0         | 0        |
| Carracedo, Xavier M*  | 11 Black  | 6       | 5        | 21*        | 66   | 66.00   | 1       | 2         | 0        |
| Casey, Declan L       | 11 Grey   | 7       | 7        | 40*        | 150  | -       | 1       | 1         | 2        |
| Clark, Angus A        | 11 Gold   | 8       | 8        | 46*        | 234  | -       | 4       | 0         | 2        |
| Clark, Angus A*       | 11 Gold   | 7       | 7        | 58*        | 197  | -       | 1       | 1         | 0        |
| Clive, Dylan N        | 11 Blue   | 7       | 6        | 30         | 99   | 99.00   | 0       | 0         | 0        |
| Cole, Jed P           | 11 Green  | 8       | 8        | 28*        | 180  | -       | 3       | 0         | 0        |
| Collins, Isaac M      | 11 Black  | 7       | 6        | 25*        | 111  | 111.00  | 0       | 0         | 0        |
| Collins, Isaac M*     | 11 Black  | 6       | 6        | 27*        | 72   | -       | 0       | 0         | 0        |
| Cosmi, Lucas          | 11 Orange | 8       | 8        | 18*        | 91   | -       | 1       | 0         | 0        |
| Craig, Harry G        | 11 Black  | 6       | 4        | 28*        | 110  | 55.00   | 0       | 0         | 0        |
| Craig, Harry G*       | 11 Black  | 6       | 5        | 23*        | 104  | 104.00  | 1       | 1         | 0        |
| Cray, Ewan W+         | 11 Silver | na      | na       | na         | na   | na      | 0       | 0         | 0        |
| Dauber, Oliver H      | 11 Black  | 7       | 7        | 37*        | 176  | -       | 3       | 0         | 0        |
| de Maria, Jack P      | 11 Green  | 8       | 8        | 15*        | 92   | -       | 1       | 0         | 0        |
| Deem, Isaac H         | 11 Maroon | 2       | 2        | 8*         | 14   | -       | 0       | 0         | 0        |
| Douglas, Eddie J+     | 11 Silver | na      | na       | na         | na   | na      | 0       | 0         | 0        |
| Douglas, Zach         | 11 Blue   | 8       | 8        | 16*        | 82   | -       | 0       | 0         | 0        |
| Duncan, Luke P        | 11 Gold   | 8       | 7        | 23         | 116  | 116.00  | 3       | 0         | 1        |
| Duncan, Luke P*       | 11 Gold   | 7       | 7        | 27*        | 129  | -       | 1       | 0         | 0        |
| Fearnley, Wil A       | 11 Navy   | 8       | 7        | 39*        | 144  | 144.00  | 3       | 0         | 0        |
| Ferguson, Luke J      | 11 Yellow | 6       | 6        | 42*        | 85   | -       | 1       | 0         | 0        |
| Fitzpatrick, Archie R | 11 Maroon | 2       | 2        | 21*        | 37   | -       | 2       | 0         | 0        |
| Flynn, Kian J         | 11 Maroon | 2       | 2        | 9*         | 13   | -       | 0       | 0         | 0        |
| Fuller, Henry         | 11 Blue   | 8       | 8        | 13*        | 75   | -       | 0       | 0         | 0        |
| Goradia, Rayan        | 11 Orange | 8       | 8        | 13*        | 66   | -       | 1       | 1         | 0        |
| Goradia, Yohan        | 11 Orange | 8       | 8        | 24*        | 154  | -       | 0       | 0         | 0        |
| Graham, Dean N        | 11 Maroon | 2       | 2        | 4*         | 8    | -       | 0       | 0         | 0        |
| Hagarty, Breyton J    | 11 Maroon | 2       | 2        | 36*        | 40   | -       | 1       | 0         | 0        |
| Hogan, Harry G        | 11 Gold   | 8       | 7        | 40*        | 193  | 193.00  | 4       | 1         | 1        |
| Hogan, Harry G*       | 11 Gold   | 7       | 7        | 25*        | 129  | -       | 3       | 0         | 5        |
| Hogan, Holly R        | 11 Gold   | 8       | 7        | 36*        | 176  | 176.00  | 2       | 0         | 3        |
| Hogan, Holly R        | 11 Gold   | 7       | 7        | 41*        | 190  | -       | 3       | 1         | 0        |
| Hopes, Patrick J      | 11 Grey   | 8       | 8        | 32*        | 149  | -       | 2       | 0         | 4        |
| Horton, Edward P      | 11 Green  | 8       | 8        | 25*        | 142  | -       | 6       | 0         | 0        |
| Hughes, Casey J       | 11 Navy   | 7       | 6        | 23*        | 107  | 107.00  | 3       | 0         | 1        |
| Hughes, Cooper C      | 11 Purple | 2       | 2        | 7*         | 11   | -       | 0       | 0         | 1        |
| Jay, Zachary J        | 11 Purple | 2       | 2        | 9*         | 12   | -       | 0       | 0         | 0        |
| Jobbins, Michael      | 11 Purple | 2       | 2        | 15*        | 26   | -       | 0       | 0         | 0        |
| Kerrigan, Henry M+    | 11 Silver | na      | na       | na         | na   | na      | 0       | 0         | 0        |
| Knowles, George S     | 11 Gold   | 8       | 8        | 43*        | 166  | -       | 3       | 0         | 0        |
| Knowles, George S*    | 11 Gold   | 7       | 7        | 39*        | 181  | -       | 2       | 1         | 4        |
| Kotze, Ivo I          | 11 Grey   | 8       | 8        | 18*        | 56   | -       | 2       | 0         | 1        |
| Krueger, Lachlan      | 11 Gold   | 8       | 7        | 20*        | 111  | 111.00  | 3       | 0         | 3        |
| Krueger, Lachlan*     | 11 Gold   | 6       | 6        | 31*        | 124  | -       | 2       | 1         | 1        |
| Lambley, William J    | 11 Green  | 8       | 8        | 29*        | 185  | -       | 2       | 0         | 2        |
| Leadbetter, Angus     | 11 Black  | 6       | 4        | 10*        | 31   | 15.50   | 0       | 0         | 0        |
| Leadbetter, Angus*    | 11 Black  | 5       | 5        | 14*        | 58   | -       | 0       | 0         | 0        |
| Lewis, William F      | 11 Orange | 6       | 6        | 26*        | 116  | -       | 0       | 0         | 1        |
| Longworth, Hamish C+  | 11 Silver | na      | na       | na         | na   | na      | 0       | 0         | 0        |
| Lush, Cooper J        | 11 Orange | 8       | 8        | 34*        | 193  | -       | 1       | 0         | 0        |
| Lyster, Harry         | 11 Blue   | 7       | 7        | 41*        | 136  | -       | 0       | 0         | 0        |
| Macfarlane, Rafferty* | 11 Gold   | 1       | 1        | 27*        | 27   | -       | 2       | 0         | 0        |
| Malton, Kian L        | 11 Grey   | 9       | 9        | 18*        | 86   | -       | 3       | 0         | 2        |

### **UNDER 11 BATTING (continued) (11 teams/94 players)**

| Player                   | Team      | Innings | Not Outs | Best Score | Runs | Average | Catches | Stumpings | Run Outs |
|--------------------------|-----------|---------|----------|------------|------|---------|---------|-----------|----------|
| Martin, Brodie           | 11 Blue   | 8       | 8        | 25*        | 107  | -       | 0       | 0         | 0        |
| Martin, Sophie A         | 11 Blue   | 7       | 7        | 27*        | 133  | -       | 0       | 0         | 0        |
| McDade, William S        | 11 Grey   | 8       | 8        | 25*        | 130  | -       | 2       | 0         | 2        |
| Mcdonald, Ben            | 11 Purple | 2       | 2        | 17*        | 27   | -       | 0       | 0         | 0        |
| McPhee, Cameron J        | 11 Maroon | 2       | 2        | 21*        | 38   | -       | 0       | 0         | 0        |
| Mellick, Henry J         | 11 Black  | 7       | 5        | 18*        | 85   | 42.50   | 0       | 0         | 0        |
| Mellick, Henry J*        | 11 Black  | 5       | 5        | 33*        | 91   | -       | 0       | 2         | 1        |
| Mellick, Oliver B        | 11 Black  | 7       | 6        | 30         | 143  | 143.00  | 2       | 0         | 0        |
| Mercer, Jack H           | 11 Navy   | 8       | 7        | 36*        | 215  | 215.00  | 5       | 1         | 2        |
| Miller, Angus W          | 11 Yellow | 4       | 4        | 8*         | 29   | -       | 1       | 0         | 0        |
| Moore, Flynn R+          | 11 Silver | na      | na       | na         | na   | na      | 0       | 0         | 0        |
| Murray, Lachlan J        | 11 Maroon | 2       | 2        | 16*        | 30   | -       | 0       | 0         | 0        |
| Nanda, Sachin            | 11 Green  | 7       | 7        | 21*        | 63   | -       | 1       | 0         | 0        |
| Nanda, Sachin*           | 11 Black  | 5       | 5        | 8*         | 25   | -       | 1       | 0         | 0        |
| Noon, Adam               | 11 Orange | 7       | 7        | 24*        | 119  | -       | 0       | 0         | 0        |
| Petersen, Matthew J      | 11 Yellow | 6       | 6        | 29*        | 89   | -       | 0       | 0         | 0        |
| Polich, Braidyn C        | 11 Grey   | 9       | 9        | 40*        | 227  | -       | 5       | 0         | 2        |
| Powell, Archie W         | 11 Yellow | 6       | 6        | 20*        | 54   | -       | 2       | 0         | 0        |
| Preston, William M       | 11 Purple | 2       | 2        | 12*        | 16   | -       | 0       | 0         | 0        |
| Roberts, Darren          | 11 Orange | 8       | 8        | 24*        | 137  | -       | 3       | 0         | 1        |
| Rogers, Archie M+        | 11 Silver | na      | na       | na         | na   | na      | 0       | 0         | 0        |
| Rombola, Ferdinando      | 11 Blue   | 7       | 7        | 27*        | 119  | -       | 1       | 0         | 1        |
| Rothwell, Benjamin       | 11 Navy   | 8       | 7        | 41*        | 224  | 224.00  | 7       | 0         | 2        |
| Ryan, Rishi              | 11 Green  | 7       | 7        | 26*        | 108  | -       | 2       | 0         | 1        |
| Ryan, Rishi*             | 11 Black  | 6       | 5        | 13*        | 62   | 62.00   | 0       | 0         | 0        |
| Schmidt, Max J           | 11 Purple | 2       | 2        | 46*        | 63   | -       | 0       | 0         | 0        |
| Schmidt, Oliver C        | 11 Green  | 8       | 8        | 32*        | 190  | -       | 0       | 0         | 1        |
| Schulz, Ethan            | 11 Yellow | 5       | 5        | 26*        | 93   | -       | 1       | 0         | 0        |
| Schulz, Harvey           | 11 Yellow | 5       | 5        | 8*         | 28   | -       | 0       | 0         | 0        |
| Scott, Dominic L         | 11 Navy   | 8       | 7        | 53*        | 263  | 263.00  | 8       | 0         | 2        |
| Small, Harry L           | 11 Gold   | 6       | 5        | 30*        | 93   | 93.00   | 4       | 1         | 0        |
| Small, Harry L*          | 11 Gold   | 6       | 6        | 36*        | 127  | -       | 2       | 1         | 2        |
| Smith, Colby T           | 11 Navy   | 8       | 7        | 20*        | 110  | 110.00  | 2       | 0         | 2        |
| Standfield, Archie M     | 11 Orange | 7       | 7        | 17*        | 68   | -       | 1       | 0         | 0        |
| Teall, Henry A           | 11 Maroon | 2       | 2        | 19*        | 26   | -       | 0       | 0         | 0        |
| Todman, Hugh             | 11 Purple | 2       | 2        | 12*        | 23   | -       | 0       | 0         | 0        |
| Uhlmann, Max             | 11 Navy   | 7       | 6        | 27*        | 98   | 98.00   | 1       | 0         | 3        |
| Varvari, Angus H         | 11 Yellow | 5       | 5        | 21*        | 70   | -       | 3       | 0         | 0        |
| Vavra-Quintanilla, Luka  | 11 Gold   | 8       | 7        | 16*        | 74   | 74.00   | 2       | 3         | 1        |
| Vavra-Quintanilla, Luka* | 11 Gold   | 6       | 6        | 17*        | 68   | -       | 0       | 1         | 0        |
| Veneris, William D       | 11 Maroon | 2       | 2        | 8*         | 12   | -       | 0       | 0         | 1        |
| Walsh, Myles             | 11 Blue   | 7       | 7        | 11*        | 51   | -       | 0       | 0         | 0        |
| Ward, Archie L+          | 11 Silver | na      | na       | na         | na   | na      | 0       | 0         | 0        |
| Wark, Finn               | 11 Green  | 8       | 8        | 31*        | 184  | -       | 4       | 0         | 0        |
| Waters, Henry J          | 11 Yellow | 5       | 5        | 13*        | 29   | -       | 1       | 0         | 0        |
| Watson, Ivan             | 11 Purple | 2       | 2        | 13*        | 22   | -       | 0       | 0         | 0        |
| Woodward, Andrew J       | 11 Purple | 2       | 2        | 19*        | 29   | -       | 0       | 0         | 0        |

\*Played Post-Christmas

+na - No MyCricket statistics available

### **UNDER 11 BOWLING (11 teams / 94 players)**

| <b>Player</b>         | <b>Team</b> | <b>Overs</b> | <b>Maidens</b> | <b>Runs</b> | <b>Wickets</b> | <b>Best</b> | <b>Average</b> |
|-----------------------|-------------|--------------|----------------|-------------|----------------|-------------|----------------|
| Bacalakis, Theodore J | 11 Grey     | 22           | 1              | 112         | 10             | 3/15        | 11.20          |
| Bellamy, Lachie L     | 11 Navy     | 20           | 0              | 149         | 8              | 4/15        | 18.63          |
| Benfield, Jonty A     | 11 Grey     | 19           | 0              | 115         | 7              | 2/11        | 16.43          |
| Blake, George N       | 11 Silver   | 1            | 0              | 0           | 1              | 1/0         | 0.00           |
| Braben, Tom J         | 11 Silver   | 1            | 1              | 0           | 1              | 1/0         | 0.00           |
| Brant, Thomas J       | 11 Blue     | 20           | 0              | 147         | 4              | 2/11        | 36.75          |
| Brown, Jude K         | 11 Black    | 13           | 0              | 109         | 1              | 1/30        | 109.00         |
| Brown, Jude K*        | 11 Black    | 12           | 0              | 104         | 8              | 3/4         | 13.00          |
| Bryant, Sam J         | 11 Black    | 17           | 0              | 127         | 5              | 1/8         | 25.40          |
| Bryant, Sam J*        | 11 Black    | 16           | 0              | 155         | 2              | 2/13        | 77.50          |
| Carracedo, Xavier M   | 11 Black    | 16           | 0              | 123         | 2              | 2/19        | 61.50          |
| Carracedo, Xavier M*  | 11 Black    | 9            | 0              | 86          | 4              | 2/27        | 21.50          |
| Casey, Declan L       | 11 Grey     | 19           | 0              | 141         | 6              | 2/7         | 23.50          |
| Clark, Angus A        | 11 Gold     | 22           | 1              | 92          | 9              | 3/14        | 10.22          |
| Clark, Angus A*       | 11 Gold     | 20           | 5              | 84          | 10             | 2/1         | 8.40           |
| Clive, Dylan N        | 11 Blue     | 13           | 0              | 56          | 3              | 2/6         | 18.67          |
| Cole, Jed P           | 11 Green    | 20           | 1              | 157         | 9              | 2/11        | 17.44          |
| Collins, Isaac M      | 11 Black    | 18           | 1              | 134         | 4              | 1/5         | 33.50          |
| Collins, Isaac M*     | 11 Black    | 16           | 0              | 145         | 5              | 2/19        | 29.00          |
| Cosmi, Lucas          | 11 Orange   | 23           | 0              | 166         | 8              | 2/25        | 20.75          |
| Craig, Harry G        | 11 Black    | 14           | 0              | 87          | 3              | 2/6         | 29.00          |
| Craig, Harry G*       | 11 Black    | 17           | 0              | 95          | 9              | 3/22        | 10.56          |
| Dauber, Oliver H      | 11 Black    | 14           | 0              | 82          | 6              | 3/9         | 13.67          |
| de Maria, Jack P      | 11 Green    | 19           | 0              | 177         | 6              | 3/17        | 29.50          |
| Deem, Isaac H         | 11 Maroon   | 5            | 0              | 28          | 2              | 2/19        | 14.00          |
| Douglas, Eddie J      | 11 Silver   | 2            | 1              | 15          | 2              | 2/15        | 7.50           |
| Douglas, Zach         | 11 Blue     | 16           | 1              | 105         | 6              | 3/16        | 17.50          |
| Duncan, Luke P        | 11 Gold     | 21           | 1              | 129         | 10             | 4/25        | 12.90          |
| Duncan, Luke P*       | 11 Gold     | 21           | 1              | 104         | 10             | 3/13        | 10.40          |
| Fearnley, Wil A       | 11 Navy     | 22           | 0              | 135         | 10             | 3/9         | 13.50          |
| Ferguson, Luke J      | 11 Yellow   | 15           | 0              | 129         | 3              | 2/23        | 43.00          |
| Fitzpatrick, Archie R | 11 Maroon   | 2            | 0              | 22          | 0              | 0/22        | -              |
| Flynn, Kian J         | 11 Maroon   | 4            | 0              | 32          | 0              | 0/12        | -              |
| Fuller, Henry         | 11 Blue     | 18           | 0              | 131         | 6              | 3/29        | 21.83          |
| Goradia, Rayan        | 11 Orange   | 19           | 0              | 148         | 5              | 2/23        | 29.60          |
| Goradia, Yohan        | 11 Orange   | 21           | 0              | 145         | 6              | 2/10        | 24.17          |
| Graham, Dean N        | 11 Maroon   | 5            | 0              | 63          | 1              | 1/45        | 63.00          |
| Hagarty, Breyton J    | 11 Maroon   | 6            | 0              | 64          | 4              | 4/26        | 16.00          |
| Hogan, Harry G        | 11 Gold     | 21           | 1              | 106         | 7              | 2/8         | 15.14          |
| Hogan, Harry G*       | 11 Gold     | 14           | 3              | 51          | 16             | 5/15        | 3.19           |
| Hogan, Holly R        | 11 Gold     | 24           | 5              | 95          | 15             | 4/21        | 6.33           |
| Hogan, Holly R*       | 11 Gold     | 23           | 1              | 120         | 5              | 1/14        | 24.00          |
| Hopes, Patrick J      | 11 Grey     | 22           | 0              | 103         | 5              | 3/5         | 20.60          |
| Horton, Edward P      | 11 Green    | 19           | 0              | 134         | 9              | 2/9         | 14.89          |
| Hughes, Casey J       | 11 Navy     | 17           | 0              | 117         | 6              | 2/8         | 19.50          |
| Hughes, Cooper C      | 11 Purple   | 14           | 0              | 70          | 1              | 1/12        | 70.00          |
| Jay, Zachary J        | 11 Purple   | 13           | 0              | 83          | 3              | 2/24        | 27.67          |
| Jobbins, Michael      | 11 Purple   | 14           | 1              | 74          | 6              | 4/5         | 12.33          |
| Knowles, George S     | 11 Gold     | 25.1         | 1              | 116         | 13             | 4/11        | 8.92           |
| Knowles, George S*    | 11 Gold     | 19           | 1              | 112         | 7              | 2/12        | 16.00          |
| Kotze, Ivo I          | 11 Grey     | 18           | 0              | 110         | 6              | 2/5         | 18.33          |
| Krueger, Lachlan      | 11 Gold     | 19           | 0              | 82          | 10             | 2/2         | 8.20           |
| Krueger, Lachlan*     | 11 Gold     | 9            | 0              | 57          | 3              | 2/15        | 19.00          |
| Lambley, William J    | 11 Green    | 22           | 0              | 185         | 11             | 5/22        | 16.82          |
| Leadbetter, Angus     | 11 Black    | 15           | 0              | 118         | 3              | 1/17        | 39.33          |
| Leadbetter, Angus*    | 11 Black    | 9            | 0              | 91          | 3              | 1/4         | 30.33          |
| Lewis, William F      | 11 Orange   | 17           | 1              | 88          | 8              | 2/4         | 11.00          |
| Lush, Cooper J        | 11 Orange   | 21           | 0              | 180         | 5              | 2/35        | 36.00          |
| Lyster, Harry         | 11 Blue     | 17           | 0              | 140         | 6              | 2/7         | 23.33          |
| Macfarlane, Rafferty* | 11 Gold     | 3            | 0              | 11          | 3              | 3/11        | 3.67           |
| Malton, Kian L        | 11 Grey     | 21           | 1              | 114         | 8              | 3/3         | 14.25          |
| Martin, Brodie        | 11 Blue     | 20           | 0              | 154         | 4              | 2/20        | 38.50          |
| Martin, Sophie A      | 11 Blue     | 22           | 0              | 125         | 15             | 4/9         | 8.33           |

## UNDER 11 BOWLING (continued) (11 teams / 94 players)

| Player                   | Team      | Overs | Maidens | Runs | Wickets | Best | Average |
|--------------------------|-----------|-------|---------|------|---------|------|---------|
| McDade, William S        | 11 Grey   | 19    | 0       | 95   | 5       | 3/10 | 19.00   |
| McDonald, Ben            | 11 Purple | 9     | 0       | 69   | 3       | 2/20 | 23.00   |
| McPhee, Cameron J        | 11 Maroon | 5     | 0       | 39   | 0       | 0/18 | -       |
| Mellick, Henry J         | 11 Black  | 15    | 2       | 113  | 5       | 3/4  | 22.60   |
| Mellick, Henry J*        | 11 Black  | 10    | 0       | 88   | 4       | 2/3  | 22.00   |
| Mellick, Oliver B        | 11 Black  | 17    | 0       | 119  | 10      | 4/23 | 11.90   |
| Mercer, Jack H           | 11 Navy   | 23    | 1       | 106  | 7       | 2/12 | 15.14   |
| Miller, Angus W          | 11 Yellow | 11    | 0       | 69   | 2       | 2/11 | 34.50   |
| Moore, Flynn R           | 11 Silver | 3.1   | 2       | 15   | 2       | 2/15 | 7.50    |
| Murray, Lachlan J        | 11 Maroon | 5     | 0       | 35   | 0       | 0/17 | -       |
| Nanda, Sachin            | 11 Green  | 19    | 0       | 209  | 3       | 1/14 | 69.67   |
| Nanda, Sachin*           | 11 Black  | 14    | 0       | 115  | 5       | 2/10 | 23.00   |
| Noon, Adam               | 11 Orange | 18    | 2       | 105  | 8       | 3/16 | 13.13   |
| Petersen, Matthew J      | 11 Yellow | 12    | 0       | 99   | 2       | 1/18 | 49.50   |
| Polich, Braidyn C        | 11 Grey   | 21    | 0       | 95   | 11      | 3/4  | 8.64    |
| Powell, Archie W         | 11 Yellow | 13    | 0       | 57   | 2       | 2/14 | 28.50   |
| Preston, William M       | 11 Purple | 12    | 0       | 70   | 3       | 1/7  | 23.33   |
| Roberts, Darren          | 11 Orange | 21    | 1       | 148  | 11      | 4/8  | 13.45   |
| Rogers, Archie M         | 11 Silver | 0.5   | 0       | 15   | 0       | 0/15 | -       |
| Rombola, Ferdinando      | 11 Blue   | 20    | 0       | 124  | 5       | 2/23 | 24.80   |
| Rothwell, Benjamin       | 11 Navy   | 16    | 0       | 99   | 8       | 3/3  | 12.38   |
| Ryan, Rishi              | 11 Green  | 18    | 0       | 126  | 6       | 2/9  | 21.00   |
| Ryan, Rishi*             | 11 Black  | 14    | 0       | 74   | 5       | 2/7  | 14.80   |
| Schmidt, Max J           | 11 Purple | 15    | 1       | 75   | 3       | 2/13 | 25.00   |
| Schmidt, Oliver C        | 11 Green  | 21    | 0       | 159  | 12      | 4/24 | 13.25   |
| Schulz, Ethan            | 11 Yellow | 12    | 0       | 105  | 3       | 1/4  | 35.00   |
| Schulz, Harvey           | 11 Yellow | 14    | 0       | 112  | 4       | 1/11 | 28.00   |
| Scott, Dominic L         | 11 Navy   | 23    | 0       | 117  | 14      | 4/15 | 8.36    |
| Small, Harry L           | 11 Gold   | 14    | 0       | 58   | 7       | 3/5  | 8.29    |
| Small, Harry L*          | 11 Gold   | 15    | 0       | 81   | 3       | 1/15 | 27.00   |
| Smith, Colby T           | 11 Navy   | 22    | 0       | 147  | 7       | 2/16 | 21.00   |
| Standfield, Archie M     | 11 Orange | 19    | 1       | 133  | 4       | 1/8  | 33.25   |
| Teall, Henry A           | 11 Maroon | 4     | 0       | 55   | 0       | 0/12 | -       |
| Todman, Hugh             | 11 Purple | 13    | 1       | 74   | 2       | 1/9  | 37.00   |
| Uhlmann, Max             | 11 Navy   | 17    | 0       | 116  | 4       | 1/6  | 29.00   |
| Varvari, Angus H         | 11 Yellow | 13    | 0       | 116  | 6       | 3/19 | 19.33   |
| Vavra-Quintanilla, Luka  | 11 Gold   | 20.1  | 0       | 130  | 9       | 5/15 | 14.44   |
| Vavra-Quintanilla, Luka* | 11 Gold   | 18    | 0       | 145  | 6       | 2/21 | 24.17   |
| Veneris, William D       | 11 Maroon | 4     | 0       | 28   | 0       | 0/8  | -       |
| Walsh, Myles             | 11 Blue   | 15    | 0       | 107  | 3       | 2/22 | 35.67   |
| Ward, Archie L           | 11 Silver | 4     | 0       | 32   | 1       | 1/0  | 32.00   |
| Wark, Finn               | 11 Green  | 21    | 1       | 146  | 12      | 4/19 | 12.17   |
| Waters, Henry J          | 11 Yellow | 10    | 0       | 60   | 1       | 1/21 | 60.00   |
| Watson, Ivan             | 11 Purple | 10    | 0       | 58   | 1       | 1/12 | 58.00   |
| Woodward, Andrew J       | 11 Purple | 17    | 1       | 94   | 8       | 5/5  | 11.75   |

\*Played Post-Christmas



Two thumbs up for cricket at Valleys

# PLAYER STATISTICS – JUNIOR GIRLS GRADES U13 – U15

## GENERAL NOTES RE STATISTICS, RECORDS & FORMAT

Please note that all tables are based on team abstracts or MyCricket entries submitted by team volunteers. Care has been taken to publish accurate tables but we apologise for any errors or omissions. Due to the way player statistics are collected and treated, we cannot provide team-based statistics. All players from U11 to Open Division teams are listed by surname per age group. Statistics are not recorded for U8 to U10 teams, but all players, coaches and managers are listed in the report.

### UNDER 15 GIRLS BATTING (4 teams/36 players)

| Player               | Team     | Innings | Not Outs | Best Score | Runs | Average | Catches | Stumpings | Run Outs |
|----------------------|----------|---------|----------|------------|------|---------|---------|-----------|----------|
| Appleyard, Erin      | 15 Blue  | 8       | 4        | 25         | 118  | 29.50   | 4       | 0         | 1        |
| Appleyard, Erin*     | 15 Blue  | 5       | 2        | 14*        | 29   | 9.67    | 0       | 0         | 0        |
| Bailey, Indiana R*   | 15 Azure | 3       | 0        | 9          | 10   | 3.33    | 0       | 0         | 0        |
| Bateman, Daisey G*   | 15 Azure | 5       | 1        | 44*        | 95   | 23.75   | 0       | 0         | 1        |
| Bond, Genevieve A    | 15 Green | 6       | 6        | 53*        | 214  | -       | 1       | 0         | 1        |
| Bond, Genevieve A*   | 15 Green | 5       | 3        | 74*        | 169  | 84.50   | 3       | 0         | 1        |
| Choo, Elizabeth F    | 15 Navy  | 6       | 4        | 28*        | 75   | 37.50   | 1       | 0         | 0        |
| Choo, Elizabeth F*   | 15 Navy  | 5       | 1        | 34*        | 53   | 13.25   | 3       | 0         | 0        |
| Coghill, Isobel M    | 15 Navy  | 5       | 1        | 25*        | 40   | 10.00   | 0       | 0         | 0        |
| Coghill, Isobel M*   | 15 Navy  | 6       | 0        | 10         | 21   | 3.50    | 1       | 0         | 0        |
| Colen, Eden*         | 15 Azure | 4       | 0        | 34         | 79   | 19.75   | 2       | 0         | 3        |
| Crighton, Holly M*   | 15 Azure | 5       | 2        | 11*        | 29   | 9.67    | 0       | 0         | 3        |
| Crighton, Jessica M* | 15 Azure | 5       | 1        | 19*        | 35   | 8.75    | 1       | 0         | 3        |
| Davies, Thea         | 15 Navy  | 2       | 0        | 1          | 1    | 0.50    | 0       | 0         | 0        |
| Davies, Thea*        | 15 Blue  | 3       | 2        | 2          | 3    | 3.00    | 1       | 0         | 2        |
| Deem, Eloise L       | 15 Green | 7       | 4        | 31*        | 91   | 30.33   | 3       | 0         | 1        |
| Deem, Eloise L*      | 15 Green | 5       | 2        | 77*        | 100  | 33.33   | 0       | 0         | 1        |
| Dudgeon, Grace J*    | 15 Azure | 5       | 2        | 36*        | 93   | 31.00   | 0       | 0         | 0        |
| Dudgeon, Lily R*+    | 15 Azure | 1       | dnb      | dnb        | dnb  | dnb     | 0       | 0         | 0        |
| Eddy, Sacha R        | 15 Blue  | 8       | 1        | 7*         | 24   | 3.43    | 3       | 0         | 0        |
| Eddy, Sacha R*       | 15 Blue  | 4       | 3        | 6*         | 11   | 11.00   | 2       | 0         | 0        |
| Goodwin, Frances Y   | 15 Navy  | 8       | 0        | 33         | 127  | 15.88   | 3       | 0         | 0        |
| Goodwin, Frances Y*  | 15 Navy  | 5       | 2        | 20*        | 70   | 23.33   | 3       | 0         | 3        |
| Kuiters, Rebecca     | 15 Navy  | 2       | 1        | 49*        | 68   | 68.00   | 2       | 0         | 0        |
| Kuiters, Rebecca*    | 15 Navy  | 5       | 3        | 29*        | 95   | 47.50   | 0       | 0         | 1        |
| Lakkoju, Vinaya M    | 15 Green | 7       | 2        | 9          | 35   | 7.00    | 2       | 0         | 0        |
| Lakkoju, Vinaya M*   | 15 Green | 3       | 2        | 8          | 17   | 17.00   | 1       | 0         | 0        |
| Lilley, Sophie J     | 15 Green | 7       | 1        | 10*        | 29   | 4.83    | 3       | 0         | 1        |
| Lilley, Sophie J*    | 15 Green | 5       | 3        | 28*        | 77   | 38.50   | 1       | 0         | 0        |
| Lyons, Bridget A*    | 15 Azure | 3       | 1        | 28*        | 40   | 20.00   | 0       | 0         | 0        |
| Maddox, Sofi L       | 15 Blue  | 5       | 5        | 78*        | 208  | -       | 3       | 0         | 0        |
| Maddox, Sofi L*      | 15 Blue  | 1       | dnb      | dnb        | dnb  | dnb     | 0       | 0         | 0        |
| Malczewski, Emily    | 15 Blue  | 7       | 1        | 3          | 9    | 1.50    | 0       | 0         | 0        |
| Malczewski, Emily*   | 15 Blue  | 4       | 3        | 9*         | 12   | 12.00   | 1       | 0         | 0        |
| Martin, Sophie A*    | 15 Blue  | 4       | 2        | 15*        | 47   | 23.50   | 0       | 0         | 2        |
| Massy, Georgie E     | 15 Blue  | 5       | 1        | 8          | 19   | 4.75    | 1       | 0         | 1        |
| Massy, Georgie E*    | 15 Blue  | 1       | dnb      | dnb        | dnb  | dnb     | 0       | 0         | 1        |
| McNeill, Chelsea B   | 15 Blue  | 7       | 3        | 7*         | 27   | 6.75    | 3       | 0         | 4        |
| McNeill, Chelsea B*  | 15 Blue  | 4       | 1        | 16         | 36   | 12.00   | 2       | 0         | 2        |

**UNDER 15 GIRLS BATTING (continued) (4 teams/36 players)**

| Player                | Team     | Innings | Not Outs | Best Score | Runs | Average | Catches | Stumpings | Run Outs |
|-----------------------|----------|---------|----------|------------|------|---------|---------|-----------|----------|
| Mitchell, Celeste C   | 15 Green | 6       | 5        | 7*         | 27   | 27.00   | 1       | 0         | 0        |
| Mitchell, Celeste C*  | 15 Green | 3       | 1        | 2          | 4    | 2.00    | 1       | 0         | 0        |
| Mitchell, Sofia R     | 15 Green | 5       | 5        | 6*         | 8    | -       | 1       | 0         | 0        |
| Mitchell, Sofia R*    | 15 Green | 2       | 1        | 3*         | 3    | 3.00    | 0       | 0         | 0        |
| O'Kane, Elise D*      | 15 Azure | 4       | 1        | 20*        | 34   | 11.33   | 0       | 0         | 0        |
| Pearce, Kara M        | 15 Navy  | 7       | 3        | 26*        | 68   | 17.00   | 1       | 0         | 0        |
| Pearce, Kara M*       | 15 Navy  | 4       | 2        | 11*        | 29   | 14.50   | 3       | 0         | 0        |
| Pearson, Bronte A     | 15 Navy  | 7       | 4        | 78*        | 248  | 82.67   | 1       | 0         | 0        |
| Pearson, Bronte A*    | 15 Navy  | 4       | 2        | 29*        | 69   | 34.50   | 4       | 0         | 0        |
| Peters, Isabella R    | 15 Blue  | 6       | 0        | 7          | 15   | 2.50    | 0       | 0         | 2        |
| Peters, Isabella R*   | 15 Blue  | 4       | 2        | 4*         | 9    | 4.50    | 0       | 0         | 2        |
| Pollack, Allegra J    | 15 Blue  | 5       | 4        | 35*        | 81   | 81.00   | 1       | 0         | 2        |
| Pollack, Allegra J*   | 15 Blue  | 5       | 4        | 34*        | 93   | 93.00   | 1       | 0         | 0        |
| Rothwell, Emma        | 15 Navy  | 8       | 1        | 7          | 27   | 3.86    | 0       | 0         | 0        |
| Rothwell, Emma*       | 15 Navy  | 6       | 1        | 7          | 16   | 3.20    | 0       | 0         | 0        |
| Rothwell, Sophia      | 15 Navy  | 8       | 3        | 16*        | 26   | 5.20    | 1       | 0         | 0        |
| Rothwell, Sophia*     | 15 Navy  | 6       | 1        | 15         | 32   | 6.40    | 0       | 0         | 0        |
| Ryan, Billie H        | 15 Green | 8       | 4        | 11*        | 29   | 7.25    | 0       | 0         | 0        |
| Ryan, Billie H*       | 15 Green | 5       | 3        | 8*         | 14   | 7.00    | 2       | 0         | 0        |
| Seed, Beth A          | 15 Blue  | 7       | 2        | 24*        | 44   | 8.80    | 0       | 0         | 0        |
| Seed, Beth A*         | 15 Blue  | 5       | 1        | 20         | 60   | 15.00   | 1       | 0         | 0        |
| Smith, Emma L         | 15 Blue  | 8       | 4        | 6          | 22   | 5.50    | 1       | 0         | 0        |
| Smith, Emma L*        | 15 Blue  | 5       | 1        | 9          | 23   | 5.75    | 1       | 0         | 0        |
| Smith, Sophie L       | 15 Blue  | 8       | 4        | 44*        | 134  | 33.50   | 1       | 0         | 0        |
| Spencer, Ava E*       | 15 Azure | 4       | 3        | 25*        | 88   | 88.00   | 0       | 0         | 1        |
| Taylan, Caira         | 15 Navy  | 7       | 2        | 3*         | 8    | 1.60    | 0       | 0         | 0        |
| Taylan, Caira*        | 15 Navy  | 6       | 2        | 10*        | 20   | 5.00    | 1       | 0         | 0        |
| Tosoni, Stella C*     | 15 Azure | 1       | dnb      | dnb        | dnb  | dnb     | 0       | 0         | 0        |
| Twigg, Jaida H        | 15 Green | 8       | 5        | 52*        | 129  | 43.00   | 1       | 0         | 0        |
| Twigg, Jaida H*       | 15 Green | 5       | 1        | 46         | 96   | 24.00   | 0       | 0         | 0        |
| Varatharajan, Zita A  | 15 Green | 6       | 5        | 42*        | 156  | 156.00  | 6       | 0         | 0        |
| Varatharajan, Zita A* | 15 Green | 5       | 2        | 40*        | 80   | 26.67   | 0       | 0         | 0        |
| Ward, Miranda         | 15 Green | 1       | 1        | 3*         | 3    | -       | 0       | 0         | 0        |
| Ward, Miranda         | 15 Navy  | 3       | 1        | 3*         | 3    | 1.50    | 0       | 0         | 0        |
| Ward, Miranda*        | 15 Blue  | 2       | 1        | 1          | 1    | 1.00    | 0       | 0         | 0        |
| Ward, Miranda*        | 15 Green | 1       | 1        | 4*         | 4    | -       | 0       | 0         | 0        |
| Ward, Miranda*        | 15 Navy  | 1       | 0        | 7          | 7    | 7.00    | 0       | 0         | 1        |
| Wijesuriya, Thilini   | 15 Navy  | 6       | 2        | 7*         | 12   | 3.00    | 0       | 0         | 0        |
| Wijesuriya, Thilini*  | 15 Navy  | 4       | 0        | 7          | 12   | 3.00    | 0       | 0         | 0        |
| Winwood, Katherine*   | 15 Azure | 4       | 0        | 5          | 8    | 2.00    | 0       | 0         | 0        |

\*Played Post-Christmas  
dnb - did not bat



### UNDER 15 GIRLS BOWLING (4 teams/36 players)

| Player               | Team     | Overs | Maidens | Runs | Wickets | Best | Average |
|----------------------|----------|-------|---------|------|---------|------|---------|
| Appleyard, Erin      | 15 Blue  | 19    | 2       | 79   | 4       | 2/5  | 19.75   |
| Appleyard, Erin*     | 15 Blue  | 9.4   | 0       | 53   | 4       | 3/3  | 13.25   |
| Bailey, Indiana R*   | 15 Azure | 8     | 0       | 57   | 0       | 0/12 | -       |
| Bateman, Daisey G*   | 15 Azure | 17    | 2       | 58   | 2       | 1/7  | 29.00   |
| Bond, Genevieve A    | 15 Green | 17    | 0       | 49   | 5       | 3/3  | 9.80    |
| Bond, Genevieve A*   | 15 Green | 12.4  | 0       | 68   | 6       | 2/0  | 11.33   |
| Choo, Elizabeth F    | 15 Navy  | 18.2  | 0       | 100  | 7       | 3/14 | 14.29   |
| Choo, Elizabeth F*   | 15 Navy  | 15.1  | 1       | 88   | 0       | 0/7  | -       |
| Coghill, Isobel M    | 15 Navy  | 16    | 0       | 145  | 2       | 1/18 | 72.50   |
| Coghill, Isobel M*   | 15 Navy  | 11    | 0       | 89   | 2       | 1/22 | 44.50   |
| Colen, Eden*         | 15 Azure | 5     | 0       | 21   | 0       | 0/10 | -       |
| Crighton, Holly M*   | 15 Azure | 14    | 0       | 89   | 2       | 2/12 | 44.50   |
| Crighton, Jessica M* | 15 Azure | 15    | 0       | 52   | 0       | 0/7  | -       |
| Davies, Thea         | 15 Navy  | 6     | 0       | 54   | 0       | 0/11 | -       |
| Davies, Thea         | 15 Green | 3     | 0       | 19   | 0       | 0/19 | -       |
| Davies, Thea*        | 15 Blue  | 6     | 0       | 45   | 1       | 1/8  | 45.00   |
| Deem, Eloise L       | 15 Green | 17.1  | 1       | 99   | 3       | 1/2  | 33.00   |
| Deem, Eloise L*      | 15 Green | 16.5  | 1       | 84   | 1       | 1/10 | 84.00   |
| Dudgeon, Grace J*    | 15 Azure | 14    | 1       | 76   | 1       | 1/22 | 76.00   |
| Eddy, Sacha R        | 15 Blue  | 21    | 2       | 73   | 5       | 2/17 | 14.60   |
| Eddy, Sacha R*       | 15 Blue  | 9     | 0       | 64   | 1       | 1/31 | 64.00   |
| Goodwin, Frances Y   | 15 Navy  | 19    | 0       | 108  | 2       | 1/9  | 54.00   |
| Goodwin, Frances Y*  | 15 Navy  | 12.4  | 1       | 53   | 3       | 2/2  | 17.67   |
| Kuiters, Rebecca     | 15 Navy  | 4     | 0       | 21   | 0       | 0/4  | -       |
| Kuiters, Rebecca*    | 15 Navy  | 14    | 1       | 51   | 4       | 2/8  | 12.75   |
| Lakkoju, Vinaya M    | 15 Green | 18    | 0       | 60   | 5       | 2/5  | 12.00   |
| Lakkoju, Vinaya M*   | 15 Green | 6     | 0       | 36   | 4       | 3/25 | 9.00    |
| Lilley, Sophie J     | 15 Green | 5     | 0       | 38   | 2       | 2/21 | 19.00   |
| Lilley, Sophie J*    | 15 Green | 5     | 0       | 31   | 0       | 0/13 | -       |
| Lyons, Bridget A*    | 15 Azure | 8     | 2       | 28   | 4       | 3/13 | 7.00    |
| Maddox, Sofi L       | 15 Blue  | 13.2  | 3       | 41   | 3       | 2/3  | 13.67   |
| Malczewski, Emily    | 15 Blue  | 17    | 1       | 80   | 2       | 1/14 | 40.00   |
| Malczewski, Emily*   | 15 Blue  | 9     | 0       | 48   | 3       | 2/9  | 16.00   |
| Martin, Sophie A*    | 15 Blue  | 9     | 0       | 59   | 2       | 1/8  | 29.50   |
| Massy, Georgie E     | 15 Blue  | 9.1   | 0       | 48   | 0       | 0/8  | -       |
| McNeill, Chelsea B   | 15 Blue  | 16    | 1       | 81   | 5       | 2/1  | 16.20   |
| McNeill, Chelsea B*  | 15 Blue  | 8     | 0       | 63   | 2       | 1/13 | 31.50   |
| Mitchell, Celeste C  | 15 Green | 12    | 0       | 40   | 3       | 1/2  | 13.33   |
| Mitchell, Celeste C* | 15 Green | 5.5   | 0       | 41   | 1       | 1/13 | 41.00   |
| Mitchell, Sofia R    | 15 Green | 13    | 4       | 54   | 1       | 1/0  | 54.00   |
| Mitchell, Sofia R*   | 15 Green | 7     | 0       | 51   | 1       | 1/8  | 51.00   |
| O'Kane, Elise D*     | 15 Azure | 11    | 0       | 61   | 4       | 2/14 | 15.25   |
| Pearce, Kara M       | 15 Navy  | 21    | 2       | 75   | 7       | 3/2  | 10.71   |
| Pearce, Kara M*      | 15 Navy  | 11    | 1       | 53   | 4       | 2/21 | 13.25   |
| Pearson, Bronte A    | 15 Navy  | 19    | 3       | 86   | 2       | 1/0  | 43.00   |
| Pearson, Bronte A*   | 15 Navy  | 11    | 0       | 62   | 2       | 1/11 | 31.00   |
| Peters, Isabella R   | 15 Blue  | 11    | 0       | 55   | 1       | 1/5  | 55.00   |
| Peters, Isabella R*  | 15 Blue  | 8     | 0       | 29   | 1       | 1/5  | 29.00   |
| Pollack, Allegra J   | 15 Blue  | 13    | 2       | 44   | 2       | 1/10 | 22.00   |
| Pollack, Allegra J*  | 15 Blue  | 14    | 0       | 83   | 5       | 2/17 | 16.60   |
| Rothwell, Emma       | 15 Navy  | 19    | 0       | 129  | 2       | 1/13 | 64.50   |
| Rothwell, Emma*      | 15 Navy  | 14    | 0       | 98   | 1       | 1/16 | 98.00   |

### **UNDER 15 GIRLS BOWLING (continued) (4 teams/36 players)**

| Player                | Team     | Overs | Maidens | Runs | Wickets | Best | Average |
|-----------------------|----------|-------|---------|------|---------|------|---------|
| Rothwell, Sophia      | 15 Navy  | 20    | 0       | 99   | 5       | 2/17 | 19.80   |
| Rothwell, Sophia*     | 15 Navy  | 15    | 0       | 91   | 5       | 2/20 | 18.20   |
| Ryan, Billie H        | 15 Green | 19.4  | 1       | 74   | 6       | 3/4  | 12.33   |
| Ryan, Billie H*       | 15 Green | 15    | 1       | 70   | 2       | 1/4  | 35.00   |
| Seed, Beth A          | 15 Blue  | 18    | 2       | 67   | 5       | 2/1  | 13.40   |
| Seed, Beth A*         | 15 Blue  | 10.2  | 1       | 45   | 3       | 1/3  | 15.00   |
| Smith, Emma L         | 15 Blue  | 20.2  | 0       | 86   | 4       | 1/1  | 21.50   |
| Smith, Emma L*        | 15 Blue  | 10    | 0       | 71   | 2       | 2/6  | 35.50   |
| Smith, Sophie L       | 15 Blue  | 21    | 3       | 77   | 7       | 2/0  | 11.00   |
| Spencer, Ava E*       | 15 Azure | 12    | 4       | 32   | 1       | 1/0  | 32.00   |
| Taylan, Caira         | 15 Navy  | 17    | 0       | 93   | 4       | 3/17 | 23.25   |
| Taylan, Caira*        | 15 Navy  | 14    | 0       | 90   | 3       | 2/12 | 30.00   |
| Twigg, Jaida H        | 15 Green | 16    | 3       | 37   | 4       | 2/11 | 9.25    |
| Twigg, Jaida H*       | 15 Green | 12    | 1       | 32   | 1       | 1/6  | 32.00   |
| Varatharajan, Zita A  | 15 Green | 14    | 1       | 42   | 3       | 1/5  | 14.00   |
| Varatharajan, Zita A* | 15 Green | 16    | 1       | 59   | 4       | 1/6  | 14.75   |
| Ward, Miranda         | 15 Navy  | 6     | 0       | 39   | 1       | 1/7  | 39.00   |
| Ward, Miranda         | 15 Green | 3     | 0       | 19   | 0       | 0/19 | -       |
| Ward, Miranda*        | 15 Navy  | 1     | 0       | 3    | 0       | 0/3  | -       |
| Ward, Miranda*        | 15 Green | 4     | 0       | 32   | 0       | 0/32 | -       |
| Ward, Miranda*        | 15 Blue  | 4     | 0       | 59   | 0       | 0/29 | -       |
| Wijesuriya, Thilini   | 15 Navy  | 10    | 0       | 74   | 0       | 0/7  | -       |
| Wijesuriya, Thilini*  | 15 Navy  | 7     | 0       | 49   | 1       | 1/14 | 49.00   |
| Winwood, Katherine*   | 15 Azure | 12    | 0       | 90   | 3       | 1/5  | 30.00   |

\*Played Post-Christmas

### **UNDER 13 GIRLS BATTING (3 teams/24 players)**

| Player                  | Team     | Innings | Not Outs | Best Score | Runs | Average | Catches | Stumpings | Run Outs |
|-------------------------|----------|---------|----------|------------|------|---------|---------|-----------|----------|
| Axman-Friend, Jasmine L | 13 Green | 6       | 6        | 17*        | 59   | -       | 0       | 0         | 1        |
| Bailey, Indiana R       | 13 Blue  | 5       | 5        | 20*        | 68   | -       | 0       | 0         | 0        |
| Bateman, Daisey G       | 13 Blue  | 7       | 7        | 54*        | 293  | -       | 3       | 0         | 4        |
| Bond, Kate E            | 13 Pink  | 7       | 7        | 24*        | 103  | -       | 0       | 0         | 2        |
| Bond, Kate E*           | 13 Green | 4       | 3        | 16*        | 40   | 40.00   | 0       | 0         | 1        |
| Bond, Olivia            | 13 Pink  | 5       | 5        | 21*        | 62   | -       | 0       | 0         | 0        |
| Bond, Olivia*           | 13 Green | 3       | 3        | 15*        | 39   | -       | 0       | 0         | 0        |
| Crighton, Holly M       | 13 Blue  | 7       | 7        | 28*        | 119  | -       | 1       | 0         | 1        |
| Crighton, Jessica M     | 13 Blue  | 7       | 7        | 27*        | 151  | -       | 0       | 0         | 3        |
| Dudgeon, Grace J        | 13 Blue  | 7       | 7        | 35*        | 188  | -       | 0       | 0         | 1        |
| Dudgeon, Lily R         | 13 Blue  | 7       | 7        | 23*        | 106  | -       | 0       | 0         | 2        |
| Dudgeon, Lily R*        | 13 Green | 3       | 3        | 27*        | 38   | -       | 0       | 0         | 0        |
| Ferguson, Amy G         | 13 Green | 6       | 6        | 15*        | 50   | -       | 0       | 0         | 0        |
| Ferguson, Amy G*        | 13 Green | 4       | 3        | 10*        | 23   | 23.00   | 0       | 0         | 1        |
| Hoe, Lilly G            | 13 Green | 5       | 5        | 13*        | 51   | -       | 0       | 0         | 0        |
| Hoe, Lilly G*           | 13 Green | 4       | 4        | 9*         | 32   | -       | 0       | 0         | 2        |
| Lec-Archer, Matilda M   | 13 Green | 6       | 6        | 29*        | 96   | -       | 0       | 0         | 1        |
| Leon, Sienna M          | 13 Pink  | 7       | 7        | 31*        | 141  | -       | 0       | 0         | 2        |
| Lyons, Bridget A        | 13 Pink  | 8       | 8        | 45*        | 249  | -       | 1       | 0         | 8        |
| O'Kane, Elise D         | 13 Pink  | 8       | 8        | 43*        | 245  | -       | 1       | 1         | 2        |
| Pye, Julia H            | 13 Green | 4       | 4        | 20*        | 74   | -       | 0       | 0         | 2        |
| Seneviratne, Anila S    | 13 Green | 5       | 5        | 15*        | 34   | -       | 0       | 0         | 0        |
| Shepley, Tahlia E       | 13 Pink  | 8       | 8        | 24*        | 134  | -       | 1       | 0         | 0        |
| Shepley, Tahlia E*      | 13 Green | 4       | 4        | 29*        | 52   | -       | 0       | 0         | 1        |

### UNDER 13 GIRLS BATTING (continued) (3 teams/24 players)

| Player                 | Team     | Innings | Not Outs | Best Score | Runs | Average | Catches | Stumpings | Run Outs |
|------------------------|----------|---------|----------|------------|------|---------|---------|-----------|----------|
| Spencer, Ava E         | 13 Blue  | 8       | 8        | 43*        | 239  | -       | 1       | 0         | 4        |
| Tosoni, Stella C       | 13 Blue  | 7       | 7        | 33*        | 195  | -       | 3       | 0         | 2        |
| Vidakovic, Katarina C  | 13 Green | 1       | 1        | 11*        | 17   | -       | 0       | 0         | 0        |
| Vidakovic, Katarina C* | 13 Green | 1       | 0        | 1          | 1    | 1.00    | 0       | 0         | 0        |
| Winwood, Katherine     | 13 Blue  | 8       | 8        | 16*        | 71   | -       | 0       | 0         | 0        |
| Yoong, Midiama J       | 13 Pink  | 4       | 4        | 19*        | 47   | -       | 0       | 0         | 0        |
| Yoong, Midiama J*      | 13 Green | 4       | 4        | 16*        | 31   | -       | 0       | 0         | 0        |
| Yoong, Rosezetta J     | 13 Pink  | 7       | 7        | 30*        | 112  | -       | 0       | 0         | 0        |
| Yoong, Rosezetta J*    | 13 Green | 4       | 3        | 14*        | 40   | 40.00   | 1       | 0         | 0        |



\*Played Post-Christmas


### UNDER 13 GIRLS BOWLING (3 teams/24 players)

| Player                  | Team     | Overs | Maidens | Runs | Wickets | Best | Average |
|-------------------------|----------|-------|---------|------|---------|------|---------|
| Axman-Friend, Jasmine L | 13 Green | 25    | 1       | 126  | 3       | 2/12 | 42.00   |
| Bailey, Indiana R       | 13 Blue  | 13    | 0       | 67   | 2       | 1/11 | 33.50   |
| Bateman, Daisey G       | 13 Blue  | 18    | 0       | 101  | 7       | 4/13 | 14.43   |
| Bond, Kate E            | 13 Pink  | 26    | 1       | 104  | 4       | 2/3  | 26.00   |
| Bond, Kate E*           | 13 Green | 9     | 0       | 57   | 0       | 0/9  | -       |
| Bond, Olivia            | 13 Pink  | 14    | 0       | 56   | 1       | 1/7  | 56.00   |
| Bond, Olivia*           | 13 Green | 6     | 1       | 26   | 1       | 1/11 | 26.00   |
| Crighton, Holly M       | 13 Blue  | 21    | 1       | 83   | 5       | 3/11 | 16.60   |
| Crighton, Jessica M     | 13 Blue  | 21    | 2       | 79   | 2       | 1/10 | 39.50   |
| Dudgeon, Grace J        | 13 Blue  | 20    | 0       | 120  | 2       | 1/16 | 60.00   |
| Dudgeon, Lily R         | 13 Blue  | 20    | 0       | 79   | 8       | 2/6  | 9.88    |
| Dudgeon, Lily R*        | 13 Green | 7     | 0       | 41   | 0       | 0/12 | -       |
| Ferguson, Amy G         | 13 Green | 28    | 0       | 136  | 6       | 3/18 | 22.67   |
| Ferguson, Amy G*        | 13 Green | 11    | 0       | 93   | 3       | 2/27 | 31.00   |
| Hoe, Lilly G            | 13 Green | 24    | 1       | 111  | 3       | 1/11 | 37.00   |
| Hoe, Lilly G*           | 13 Green | 14    | 0       | 86   | 1       | 1/25 | 86.00   |
| Lee-Archer, Matilda M   | 13 Green | 22    | 1       | 124  | 1       | 1/16 | 124.00  |
| Leon, Sienna M          | 13 Pink  | 21    | 1       | 79   | 8       | 2/5  | 9.88    |
| Lyons, Bridget A        | 13 Pink  | 28.1  | 3       | 94   | 9       | 5/12 | 10.44   |
| O'Kane, Elise D         | 13 Pink  | 20.5  | 0       | 84   | 9       | 3/4  | 9.33    |
| Pye, Julia H            | 13 Green | 14    | 0       | 48   | 3       | 3/10 | 16.00   |
| Seneviratne, Anila S    | 13 Green | 21    | 1       | 151  | 0       | 0/12 | -       |
| Shepley, Tahlia E       | 13 Pink  | 25    | 1       | 111  | 6       | 3/5  | 18.50   |
| Shepley, Tahlia E*      | 13 Green | 9     | 1       | 64   | 0       | 0/11 | -       |
| Spencer, Ava E          | 13 Blue  | 18    | 0       | 76   | 5       | 3/5  | 15.20   |
| Tosoni, Stella C        | 13 Blue  | 13    | 0       | 54   | 3       | 1/3  | 18.00   |
| Vidakovic, Katarina C   | 13 Green | 6     | 0       | 39   | 1       | 1/28 | 39.00   |
| Vidakovic, Katarina C*  | 13 Green | 3     | 0       | 24   | 1       | 1/24 | 24.00   |
| Winwood, Katherine      | 13 Blue  | 23    | 2       | 72   | 6       | 4/6  | 12.00   |
| Yoong, Midiama J        | 13 Pink  | 15    | 0       | 54   | 3       | 1/6  | 18.00   |
| Yoong, Midiama J*       | 13 Green | 10    | 0       | 77   | 1       | 1/19 | 77.00   |
| Yoong, Rosezetta J      | 13 Pink  | 23    | 3       | 115  | 3       | 2/15 | 38.33   |
| Yoong, Rosezetta J*     | 13 Green | 9     | 0       | 54   | 1       | 1/12 | 54.00   |

\*Played Post-Christmas

## UNDER 15 GIRLS GREEN PREMIERSHIP TEAM


 **VALLEY DISTRICT CRICKET CLUB**  
KEEPING YOUTH BUSY IN SPORT 




**UNDER 15 GREEN - 2018/2019**

Back Row: Peter Ryan (Manager), Genevieve Bond, Zita Varatharajan, Grant Mitchell (Coach).  
Front Row: Celeste Mitchell, Vinaya Lakkoju, Jaida Twigg, Billie Ryan, Eloise Deem, Sophie Lilley.  
Absent: Sofia Mitchell.

## UNDER 13 GIRLS BLUE PREMIERSHIP TEAM

 **VALLEY DISTRICT CRICKET CLUB**  
KEEPING YOUTH BUSY IN SPORT 



**UNDER 13 BLUE - 2018/2019**

Back Row: Robert Bailey (Coach), Grace Dudgeon, Daisey Bateman, Keith Crighton (Manager).  
Front Row: Ava Spencer, Jessica Crighton, Stella Tosoni, Lily Dudgeon, Holly Crighton, Indiana Bailey.  
Insert: Katherine Winwood.

### UNDER 11 GIRLS BATTING (2 teams/16 players)

| Player                  | Team    | Innings | Not Outs | Best Score | Runs | Average | Catches | Stumpings | Run Outs |
|-------------------------|---------|---------|----------|------------|------|---------|---------|-----------|----------|
| Anderson, Maeve M       | 11 Pink | 3       | 3        | 28*        | 53   | -       | 0       | 0         | 2        |
| Ayliffe, Emma C         | 11 Blue | 8       | 8        | 16*        | 77   | -       | 0       | 0         | 2        |
| Ayliffe, Emma C*        | 11 Blue | 5       | 5        | 16*        | 46   | -       | 0       | 0         | 0        |
| Callaghan, Lucy C       | 11 Blue | 7       | 7        | 17*        | 68   | -       | 0       | 0         | 3        |
| Callaghan, Lucy C*      | 11 Blue | 6       | 6        | 13*        | 63   | -       | 1       | 0         | 0        |
| Dunlop, Amani           | 11 Pink | 3       | 2        | 32*        | 70   | 70.00   | 0       | 0         | 0        |
| Dunlop, Sasha           | 11 Pink | 4       | 4        | 13*        | 30   | -       | 1       | 0         | 1        |
| Goslin, Anna G          | 11 Blue | 8       | 8        | 9*         | 50   | -       | 0       | 0         | 0        |
| Goslin, Anna G*         | 11 Blue | 6       | 6        | 15*        | 56   | -       | 0       | 0         | 0        |
| Hunter, Poliana R       | 11 Blue | 8       | 8        | 25*        | 92   | -       | 0       | 0         | 1        |
| Hunter, Poliana R*      | 11 Blue | 6       | 6        | 14*        | 63   | -       | 0       | 0         | 0        |
| Laing, Madison E        | 11 Pink | 3       | 3        | 23*        | 51   | -       | 2       | 0         | 0        |
| Martin, Isla M          | 11 Blue | 6       | 6        | 15*        | 67   | -       | 0       | 0         | 1        |
| Martin, Isla M*         | 11 Blue | 6       | 6        | 24*        | 88   | -       | 0       | 0         | 0        |
| Martin, Neve F          | 11 Blue | 7       | 7        | 31*        | 118  | -       | 0       | 0         | 0        |
| Martin, Neve F*         | 11 Blue | 5       | 5        | 21*        | 80   | -       | 0       | 0         | 1        |
| Papas, Ellie I          | 11 Blue | 6       | 6        | 15*        | 57   | -       | 1       | 0         | 0        |
| Papas, Ellie I*         | 11 Blue | 5       | 5        | 16*        | 59   | -       | 0       | 0         | 0        |
| Pearce, Brianna J       | 11 Pink | 4       | 3        | 41*        | 97   | 97.00   | 2       | 0         | 1        |
| Stevens, Edie           | 11 Pink | 4       | 3        | 14*        | 49   | 49.00   | 0       | 0         | 1        |
| Stewart-Koster, Orla R  | 11 Blue | 7       | 7        | 35*        | 123  | -       | 0       | 0         | 0        |
| Stewart-Koster, Orla R* | 11 Blue | 6       | 6        | 14*        | 63   | -       | 0       | 0         | 1        |
| Whitely, Claire J       | 11 Pink | 4       | 4        | 33*        | 103  | -       | 2       | 0         | 1        |
| Yunker, Charlotte V     | 11 Blue | 6       | 6        | 24*        | 59   | -       | 0       | 0         | 0        |
| Yunker, Charlotte V*    | 11 Blue | 1       | 1        | 11*        | 11   | -       | 0       | 0         | 0        |

\*Played Post-Christmas

### UNDER 11 GIRLS BOWLING (2 teams/16 players)

| Player                  | Team    | Overs | Maidens | Runs | Wickets | Best | Average |
|-------------------------|---------|-------|---------|------|---------|------|---------|
| Anderson, Maeve M       | 11 Pink | 22    | 0       | 95   | 6       | 2/7  | 15.83   |
| Ayliffe, Emma C         | 11 Blue | 17    | 0       | 83   | 1       | 1/8  | 83.00   |
| Ayliffe, Emma C*        | 11 Blue | 3     | 0       | 77   | 0       | 0/8  | -       |
| Callaghan, Lucy C       | 11 Blue | 15    | 0       | 89   | 3       | 1/3  | 29.67   |
| Callaghan, Lucy C*      | 11 Blue | 5     | 0       | 74   | 1       | 1/20 | 74.00   |
| Dunlop, Amani           | 11 Pink | 15    | 1       | 44   | 3       | 2/7  | 14.67   |
| Dunlop, Sasha           | 11 Pink | 18    | 0       | 72   | 4       | 2/7  | 18.00   |
| Goslin, Anna G          | 11 Blue | 18    | 0       | 83   | 3       | 1/8  | 27.67   |
| Goslin, Anna G*         | 11 Blue | 5     | 0       | 71   | 3       | 1/7  | 23.67   |
| Hunter, Poliana R       | 11 Blue | 16    | 0       | 93   | 4       | 1/5  | 23.25   |
| Hunter, Poliana R*      | 11 Blue | 5     | 0       | 66   | 3       | 2/8  | 22.00   |
| Laing, Madison E        | 11 Pink | 17    | 0       | 68   | 8       | 3/10 | 8.50    |
| Martin, Isla M          | 11 Blue | 9     | 0       | 55   | 6       | 2/7  | 9.17    |
| Martin, Isla M*         | 11 Blue | 5     | 0       | 56   | 3       | 1/8  | 18.67   |
| Martin, Neve F          | 11 Blue | 13    | 0       | 54   | 4       | 2/14 | 13.50   |
| Martin, Neve F*         | 11 Blue | 5     | 0       | 46   | 2       | 2/8  | 23.00   |
| Papas, Ellie I          | 11 Blue | 13    | 0       | 64   | 5       | 2/6  | 12.80   |
| Papas, Ellie I*         | 11 Blue | 3     | 0       | 55   | 5       | 2/12 | 11.00   |
| Pearce, Brianna J       | 11 Pink | 24    | 0       | 93   | 10      | 4/6  | 9.30    |
| Stevens, Edie           | 11 Pink | 18    | 0       | 86   | 4       | 1/7  | 21.50   |
| Stewart-Koster, Orla R  | 11 Blue | 15    | 1       | 73   | 4       | 2/13 | 18.25   |
| Stewart-Koster, Orla R* | 11 Blue | 5     | 0       | 60   | 2       | 1/8  | 30.00   |
| Whitely, Claire J       | 11 Pink | 17    | 0       | 47   | 2       | 1/4  | 23.50   |
| Yunker, Charlotte V     | 11 Blue | 13    | 0       | 74   | 1       | 1/11 | 74.00   |
| Yunker, Charlotte V*    | 11 Blue | 0     | 0       | 14   | 0       | 0/14 | -       |

\*Played Post-Christmas

## UNDER 11 TO OPEN (U17) CLUB APPOINTED INDIVIDUAL TROPHIES

| <b>OPEN UNDER 17</b> |  |
|----------------------|--|
| Batting Average      | Hayden Spencer 71.67<br>(215 runs, 5 innings, 2 no)  |
| Bowling Average      | Harry Chapman 6.71<br>(7 wickets, 47 runs, 19 overs) |
| Most Dismissals      | Thomas Fischer 13<br>(9 catches, 4 stumpings)        |
| Most Valuable Player | Tomas Philp<br>171 runs, 13 wickets, 4 catches       |

| <b>UNDER 15</b>      |  |
|----------------------|--|
| Batting Average      | Cameron Willis 197.00<br>(197 runs, 4 innings, 3 no)     |
| Bowling Average      | Jamieson Parkin 7.00<br>(9 wickets, 63 runs, 24.1 overs) |
| Most Dismissals      | Ryan Hughes 11<br>(6 catches, 5 stumpings)               |
| Most Valuable Player | Aidan O'Connell<br>200 runs, 8 wickets                   |

| <b>UNDER 15 GIRLS</b> |   |
|-----------------------|---|
| Batting Average       | Genevieve Bond 84.50<br>(214 runs, 6 innings, 6 no)   |
| Bowling Average       | Genevieve Bond 9.80<br>(5 wickets, 49 runs, 17 overs) |
| Most Dismissals       | Zita Varatharajan 6<br>(6 catches)                    |
| Most Valuable Player  | Genevieve Bond<br>214 runs, 5 wickets                 |

| <b>UNDER 14</b>      |  |
|----------------------|--|
| Batting Average      | Angus Tolhurst 117<br>(351 runs, 5 innings, 2 no)      |
| Bowling Average      | Dylan Hollins 4.88<br>(8 wickets, 39 runs, 22.3 overs) |
| Most Dismissals      | Cameron Hobart 8<br>(8 catches)                        |
| Most Valuable Player | Angus Tolhurst<br>351 runs, 4 wickets                  |

| <b>UNDER 13</b>      |  |
|----------------------|--|
| Batting Average      | Aum Surani 165.00<br>(165 runs, 4 innings, 3 no)               |
| Bowling Average      | Christian Sorensen-Bews 5.63<br>(8 wickets, 45 runs, 14 overs) |
| Most Dismissals      | William Nickelson 9<br>(7 catches, 2 stumpings)                |
| Most Valuable Player | Lachlan Reck<br>200 runs, 9 wickets                            |

| <b>UNDER 13 GIRLS</b> |   |
|-----------------------|---|
| Batting Average       | Daisey Bateman 293.00<br>(293 runs, 7 innings, 7 no)  |
| Bowling Average       | Elise O'Kane 9.33<br>(9 wickets, 84 runs, 20.5 overs) |
| Most Valuable Player  | Daisey Bateman<br>293 runs, 7 wickets, 3 catches      |

| <b>UNDER 12</b>      |   |
|----------------------|---|
| Batting Average      | William Tozer 201.00<br>(201 runs, 5 innings, 4 no)   |
| Bowling Average      | Lucas Hancock 5.00<br>(10 wickets, 50 runs, 17 overs) |
| Most Dismissals      | Ted Challenor 9<br>(9 catches)                        |
| Most Valuable Player | William Tozer<br>201 runs, 5 wickets, 3 catches       |

| <b>UNDER 11</b>      |   |
|----------------------|---|
| Batting Average      | Dominic Scott 263.00<br>(263 runs, 8 innings, 7 no) |
| Bowling Average      | Harry Hogan 3.19<br>(16 wickets, 51 runs, 14 overs) |
| Most Dismissals      | Dominic Scott 8<br>(8 catches)                      |
| Most Valuable Player | Dominic Scott<br>263 runs, 14 wickets, 8 catches    |

| <b>UNDER 11 GIRLS</b> |   |
|-----------------------|---|
| Batting Average       | Orla Stewart-Koster 123.00<br>(123 runs, 7 innings, 7 no) |
| Bowling Average       | Madison Laing 8.50<br>(8 wickets, 68 runs, 17 overs)      |
| Most Valuable Player  | Brianna Pearce<br>97 runs, 10 wickets                     |

## U8 - U10 MODIFIED RULES

### PLAYER, COACH & MANAGER LISTS

17 Under 10 Teams, 15 Under 9 Teams, 10 Under 8 teams & 4 Super Six Girls teams = 46 Teams

#### UNDER 10 AMBER

|                               |
|-------------------------------|
| Aydin Gribble                 |
| Daniel Lorenz                 |
| Harry McAuliffe               |
| Ollie McCahon                 |
| Reilly Keogh                  |
| Riley Hansel                  |
| Samuel Kelley                 |
| Thomas Keogh                  |
| <b>Coach: Chris McCahon</b>   |
| <b>Manager: Carolyn Keogh</b> |

#### UNDER 10 AQUA

|  |
|--|
| Andy Mercer                                    |
| Darcy Mahoney                                  |
| Hugh Clementson                                |
| Jayden Harrison                                |
| Lachlan Szumowski                              |
| Leo Barnard                                    |
| Matthew Waring                                 |
| Maxwell Spencer                                |
| <b>Coach: Danny Clementson, Paul Szumowski</b> |
| <b>Manager: Matt Mahoney</b>                   |

#### UNDER 10 BLACK

|   |
|---|
| Aiden Whitta                            |
| Fraser Ullman                           |
| Henry Page                              |
| Hugo Stafford                           |
| Joseph Hogan                            |
| Loye Grayson                            |
| Mitchell Spence                         |
|   |
| <b>Coach: Jim Grayson, Scott Ullman</b> |
| <b>Manager: Julian Page</b>             |

#### UNDER 10 BLUE

|                                  |
|----------------------------------|
| Alex Warlow                      |
| Balthazar Basha                  |
| Fletcher Carlson                 |
| Janis Niklas Lessner             |
| Lachlan Strong                   |
| Matthew Murdoch                  |
| Sebastian Clarke                 |
| Tom Hadfield                     |
| <b>Coach: Andrew Carlson</b>     |
| <b>Manager: Kristine Murdoch</b> |

#### UNDER 10 BROWN

|  |
|--|
| Archie Altun                               |
| Baxter Kennedy                             |
| Charlie Miller                             |
| Harper Frazier                             |
| Harry Vickery                              |
| James Butler                               |
| Nikolas Vavra-Quintanilla                  |
| Thomas Bartlett                            |
| <b>Coach: Doug Vickery, Gavin Bartlett</b> |
| <b>Manager: Sandy Miller (Pre-xmas)</b>    |
| <b>Manager: Damien Butler (Post-xmas)</b>  |

#### UNDER 10 GOLD

|                              |
|------------------------------|
| Blake Guest                  |
| Callum Petersen              |
| Charlie Isaac                |
| Edward Nothdurft             |
| Eli Miles                    |
| Fraser Longworth             |
| Harry Colen                  |
| Nathaniel Wallis             |
|                              |
| <b>Coach: Luke Nothdurft</b> |
| <b>Manager: Robert Isaac</b> |

#### UNDER 10 GREEN

|                                 |
|---------------------------------|
| Callum Banvill                  |
| Cayden Metzeling                |
| Cooper Stuart                   |
| Harry Weibgen                   |
| Jack Dixon                      |
| Michael Tsai                    |
| Nate Karoly                     |
| Zac Meade                       |
| <b>Coach: Mark Wiebgen</b>      |
| <b>Manager: James Metzeling</b> |

#### UNDER 10 GREY

|  |
|--|
| Alyssa Tinetti                           |
| Archer Tallon                            |
| Beauie Smith                             |
| George Kleinschmidt                      |
| Julian Cook                              |
| Logan Carlson                            |
| Oliver Harris                            |
| Sidney Dawson                            |
| <b>Coach: Steele Tallon, Craig Smith</b> |
| <b>Manager: Emma McGlade</b>             |



**UNDER 10 MAROON**

|                                |
|--------------------------------|
| Archie Marlow                  |
| Darcy Mill                     |
| Elliott Newlands               |
| Hamish Ansell                  |
| Luke Carter                    |
| Senuda Ananda                  |
| Thomas Arthur                  |
| <b>Coach: Simon Marlow</b>     |
| <b>Manager: Shelley Carter</b> |

**UNDER 10 ORANGE**

|                             |
|-----------------------------|
| Albie Betteridge            |
| Campbell Smith              |
| Dylan Errington             |
| Frederick Vaughan           |
| Jacob Blanch                |
| James Grant                 |
| Joshua de Jager             |
| <b>Coach: Chris Smith</b>   |
| <b>Manager: Emma Blanch</b> |

**UNDER 10 RED**

|                               |
|-------------------------------|
| Benjamin Blasczyk             |
| Hayden Moore                  |
| Jimmy Garden                  |
| Lachlan Nisbett               |
| Matthew Casey                 |
| Sam Drewe                     |
| Toby McCormack                |
|                               |
|                               |
|                               |
| <b>Coach: Martin Blasczyk</b> |
| <b>Manager: John Garden</b>   |

**UNDER 10 WHITE**

|                                  |
|----------------------------------|
| Callum Harris                    |
| Finn Manahan                     |
| Jake Miller                      |
| Leo Pigott                       |
| Tate Allen                       |
| Tobias Andrews                   |
| Weston Lewis                     |
| <b>Coach: Simon Andrews</b>      |
| <b>Manager: Carleigh Andrews</b> |

**UNDER 10 RED (POST-XMAS)**

|  |
|--|
| Cohan Railton                            |
| Cormac O'Leary                           |
| Elliott Hanna                            |
| Jacob Haylock                            |
| Joel Colen                               |
| Matthew Casey                            |
| Patrick Anderson                         |
| Thomas Geritz                            |
| William Sheehan                          |
| <b>Coach: Derek Hanna, Shaun O'Leary</b> |
| <b>Manager: Sarah Thomas</b>             |

**UNDER 10 NAVY**

|  |
|--|
| Daniel Thirgood                          |
| Joseph Lohse                             |
| Oliver Hayes                             |
| Owen Black                               |
| Thomas Jeffery                           |
| William Beaton                           |
| William Easter                           |
| <b>Coach: Peter Beaton, Clint Easter</b> |
| <b>Manager: Jodie Beaton</b>             |

**UNDER 10 PURPLE**

|   |
|---|
| Andrew Cavanagh                           |
| Baden Walsh                               |
| Elliott Hockey                            |
| Jay O'Neill                               |
| Kerton Connor                             |
| Magan Gabriel                             |
| Zadok Forrest                             |
| <b>Coach: Tony O'Neill, Warwick Walsh</b> |
| <b>Manager: Joel Hockey</b>               |

**UNDER 10 SILVER**

|   |
|---|
| Clancy Barrett                              |
| Elliot Gomez, Matthew Travers (Post-Xmas)   |
| Ethan Bird                                  |
| Hayden Gripske, Hugo Dillane (Pre-Xmas)     |
| Henry Miller                                |
| Hugh Devine                                 |
| Joshua Pope                                 |
| Owen Aldridge                               |
| Thomas Hardcastle                           |
| <b>Coach: Brendan McConville (Pre-Xmas)</b> |
| <b>Coach: Jeremy Bird (Post-Xmas)</b>       |
| <b>Manager: Sam Barrett</b>                 |

**UNDER 10 YELLOW**

|   |
|---|
| Blake Mahoney                               |
| Daniel O'Keeffe                             |
| Fletcher Murray                             |
| George Haling                               |
| Hugh Ambrose                                |
| Luke Speedy                                 |
| Patrick Travers                             |
| <b>Coach: Tony Speedy, Michael O'Keeffe</b> |
| <b>Manager: Rebecca Ambrose</b>             |

**UNDER 9 BULLS**

|   |
|---|
| Aiden Grady                             |
| Andrew Bathgate                         |
| Connor O'Shea                           |
| Connor Ferguson                         |
| Hugo Adeney                             |
| Kobi Stevens                            |
| William Dauber                          |
| <b>Coach: Ian Bathgate</b>              |
| <b>Manager: Brent and Heidi Stevens</b> |

**U9 DOLPHINS**

|  |
|--|
| Ben Murphy                                   |
| Edward Armstrong                             |
| Harrison Cleary                              |
| Jack Davis                                   |
| Jameson McGahan                              |
| Oliver Blakemore                             |
| Thomas Lohse                                 |
| Toby Mylne                                   |
| <b>Coach: Dave Blakemore, Paul Armstrong</b> |
| <b>Manager: Melissa Blakemore</b>            |

**U9 KANGAROOS**

|                                 |
|---------------------------------|
| Alexander Bacalakis             |
| Fergus Hughes                   |
| Henry Gumley                    |
| Liam Darley                     |
| Rhys Manson-Bishop              |
| Rohan Dewar                     |
| Thomas Blaszczyk                |
| <b>Coach: John Bacalakis</b>    |
| <b>Manager: Cindy Bacalakis</b> |

**UNDER 9 LIONS**

|                               |
|-------------------------------|
| Bodie Goold                   |
| Flynn Nicholas                |
| Jack Braben                   |
| Joseph Cox                    |
| Oliver Durbin                 |
| Oscar Green                   |
| Samuel Challenor              |
| William Ragland               |
| <b>Coach: Andrew Green</b>    |
| <b>Manager: Jeremy Durbin</b> |

**UNDER 9 RAMS**

|                                |
|--------------------------------|
| Digby Bliss                    |
| Gus Lawrence                   |
| Hugh Dodd                      |
| Hugo Macaulay                  |
| Liam Duncan                    |
| Rafferty Macfarlane            |
| Will O'Connor                  |
| <b>Coach: John Duncan</b>      |
| <b>Manager: Rob Macfarlane</b> |

**UNDER 9 CROCODILES**

|                                  |
|----------------------------------|
| Adam Johansen                    |
| George Landy                     |
| Joshua Watson                    |
| Rohan Schutz                     |
| Thomas Revis                     |
| Tom Cronin                       |
| Tom Rollason                     |
| <b>Coach: Nick Revis</b>         |
| <b>Manager: Vanessa Johansen</b> |

**U9 FALCONS**

|  |
|--|
| Aidan Schimke                                |
| Charlie Campion                              |
| Cooper Norlander                             |
| Ewan Cahill                                  |
| Felix Law                                    |
| Lachlan Graham                               |
| Samuel Blinkhoff                             |
|  |
| <b>Coach: Andrew Schimke, Matt Blinkhoff</b> |
| <b>Manager: Krista Campion</b>               |

**UNDER 9 KOALAS**

|  |
|--|
| Alastair Williams                      |
| Alexander Gordon                       |
| Ben Flanagan                           |
| Francis Wallwork                       |
| Luke Hourigan                          |
| Max Gorham                             |
| Thomas Smith                           |
| <b>Coach: Ben Wallwork, Tim Gordon</b> |
| <b>Manager: Charlotte Smith</b>        |

**UNDER 9 MAGPIES**

|                            |
|----------------------------|
| Alex Bastow                |
| Declan Spain               |
| Eli Johnson                |
| Hugo Dines                 |
| Mason Irving               |
| Patrick Collins            |
| Sam Banvill                |
|                            |
| <b>Coach: Marc Banvill</b> |
| <b>Manager: Ryan Spain</b> |

**UNDER 9 REDBACKS**

|                                |
|--------------------------------|
| Archer Tiel                    |
| Aston Empson                   |
| Benjamin Wall                  |
| Cooper Heather                 |
| Lachlan Chandler               |
| Sidney Bates                   |
| Thomas Lynn                    |
| <b>Coach: Michael Chandler</b> |
| <b>Manager: Donna Lynn</b>     |

**UNDER 9 ROSELLAS**

|                                |
|--------------------------------|
| Ashton Frazer                  |
| Charlie Dyson                  |
| Elliot Ward                    |
| Frederick Blake                |
| Lewis Gordon                   |
| Will Rockett                   |
| William Moore                  |
| <b>Coach: Fergus Rees</b>      |
| <b>Manager: Georgia Gordon</b> |

**UNDER 9 SHARKS**

|                                |
|--------------------------------|
| Andrew Kettle                  |
| Berrick Barlow                 |
| Jake Lorroway                  |
| Lewis Neighbour                |
| Samuel Boucher                 |
| Shea Caminiti                  |
| Tom Toon                       |
| <b>Coach: Justin Barlow</b>    |
| <b>Manager: Lynette Barlow</b> |

**UNDER 9 STINGRAYS**

|                                |
|--------------------------------|
| Archie Robinson                |
| Caleb Van Coehoven             |
| Darcy Bryan                    |
| Jack Stafford                  |
| Lewis Sherritt                 |
| Tom Clune                      |
| William Mauger                 |
| <b>Coach: Bill Stafford</b>    |
| <b>Manager: Karen Stafford</b> |

**UNDER 9 WATERDRAGONS**

|                                  |
|----------------------------------|
| Alfie Bennett Hill               |
| Ben Abraham                      |
| Cooper O'Reilly                  |
| Darcy Costello                   |
| Fergus Costello                  |
| Franklin Smallwood               |
| Harrison Pickett                 |
| <b>Coach: Jim Costello</b>       |
| <b>Manager: Charlie O'Reilly</b> |

**UNDER 9 COLTS (POST-XMAS)**

|                              |
|------------------------------|
| Astin Kan                    |
| Callum Curtin                |
| Coen Lang                    |
| Ethan Taylor                 |
| Harrison Smith               |
| Joseph Gall                  |
| Oliver Jordan                |
| Patrick Lang                 |
| Sebastian Murray-Brown       |
| Tom Motley                   |
| <b>Coach: Michael Jordan</b> |
| <b>Manager: Emma Taylor</b>  |

**UNDER 8 BRUMBIES**

|   |
|---|
| Cooper Lyndon                             |
| Hugo Deane                                |
| Liam Wren                                 |
| Lucas Mercer                              |
| Matthew Dillane (Pre-xmas)                |
| Olivier Canning                           |
| William P Hutchinson                      |
| Luca Barnard (Post-xmas)                  |
| <b>Coach: Andrew Deane</b>                |
| <b>Manager: Noreen Dillane (Pre-xmas)</b> |
| <b>Manager: Steve Canning (Post-xmas)</b> |

**UNDER 8 CROWS**

|                                |
|--------------------------------|
| Angus Marlow                   |
| Darcy Willis                   |
| Felix Bamford                  |
| Jeremy Newlands                |
| Joseph Schulz                  |
| Oliver Olsen                   |
| Rocco Ryan                     |
| Toby Mill                      |
|                                |
| <b>Coach: Matthew Newlands</b> |
| <b>Manager: Simon Marlow</b>   |

**UNDER 8 EAGLES**

|                               |
|-------------------------------|
| Alistair Gordon               |
| Ben Craig                     |
| Henry Banush                  |
| Henry Parsons                 |
| Josh Bryant                   |
| Lachlan Andriske              |
|                               |
| <b>Coach: Scott Craig</b>     |
| <b>Manager: Tracey Gordon</b> |

**UNDER 8 EMUS**

|                           |
|---------------------------|
| Angus Dauber              |
| Hugo Mail                 |
| Hugo Miller               |
| Leo Grant                 |
| Leo Simmons               |
| Monty Yuille              |
| Riley O'Shea              |
| Sonny Taylforth           |
| <b>Coach: Rory O'Shea</b> |

**UNDER 8 GECKOS**

|                                 |
|---------------------------------|
| Aksel Missingham                |
| Archie Nicholas                 |
| Jack Neale                      |
| Jamie Greig                     |
| Oliver Jobbins                  |
| Sid Betteridge                  |
| Tom O'Connor                    |
| <b>Coach: Bec Betteridge</b>    |
| <b>Manager: Claire Nicholas</b> |

**UNDER 8 GOANNAS**

|                                |
|--------------------------------|
| Brody Stiller                  |
| Harvey Harris                  |
| Henry Andrews                  |
| Isaac Gillett                  |
| Jamie Rainbow                  |
| Stephen Ryall                  |
| Tommy Price                    |
| <b>Coach: Mark Rainbow</b>     |
| <b>Manager: Sharon Gillett</b> |

**UNDER 8 HAWKS**

|                               |
|-------------------------------|
| Caspian Basha                 |
| Ethan Bester                  |
| Hunter Brabant                |
| Jayan Lal-Parks               |
| Luke Smith                    |
| Oscar Hamburger               |
| William Smeaton               |
| <b>Coach: Wayne Hamburger</b> |
| <b>Manager: Rod Smith</b>     |

**UNDER 8 MARLINS**

|                                |
|--------------------------------|
| Anthony Vidakovic              |
| Jack Cahill                    |
| James Martin                   |
| Oliver Hagan                   |
| Quinn Ryan                     |
| Samuel Colen                   |
| Sebastian Sneddon              |
| <b>Coach: Sophie Vidakovic</b> |
| <b>Manager: Danita Martin</b>  |

**UNDER 8 TAIPANS**

|   |
|---|
| Benjamin Garrett                                    |
| Charlie Farrugia                                    |
| Edward Hopes  |
| Fraser Bell   |
| Mason Wise  |
| Riley Kerton  |
| William Hutchinson                                  |
| <b>Coach: Julian Farrugia, Sarah and Geoff Bell</b> |
| <b>Manager: Robyn Garrett</b>                       |

**UNDER 8 WALLABIES**

|                                |
|--------------------------------|
| Gus Roase                      |
| Jack Lambley                   |
| Joshua Steel                   |
| Lauren Keogh                   |
| Oscar Evans                    |
| Sylvie Roase                   |
| William Broughton              |
| <b>Coach: Luke Steel</b>       |
| <b>Manager: Nadia Vedelago</b> |

## SUPER SIXES GIRLS TEAMS

### UNDER 8/9 COCKATIELS

|                              |
|------------------------------|
| Eloise Daniel                |
| Emma Stanley                 |
| Lily Garbett                 |
| Lorelei Leckie               |
| Meera Chotai                 |
| Mirabella Moore              |
| <b>Coach: Michael Moore</b>  |
| <b>Manager: Megan Daniel</b> |

### UNDER 8/9 KOOKABURRAS

|                                  |
|----------------------------------|
| Clara Kirk                       |
| Claudia Krynski                  |
| Isla Miranda                     |
| Ivy Smallwood                    |
| Maya Siriwardhane                |
| Misha Bhatnagar                  |
| <b>Coach: Mehan Siriwardhane</b> |
| <b>Manager: Janaki Retnasaba</b> |

### UNDER 8/9 LORIKEETS

|                             |
|-----------------------------|
| Hayley Pope                 |
| Jasmine Fellingner          |
| Matilda Bailey              |
| Ophelia Donohue             |
| Phoebe Johnson              |
| Prudence Bell               |
| Sophie O'Connell            |
| <b>Coach: Robert Bailey</b> |
| <b>Manager: Martin Bell</b> |

### UNDER 8/9 OWLS

|   |
|---|
| Anna Goslin                                 |
| Eloise O'Connell                            |
| Greta Penrose                               |
| Jessie Goslin                               |
| Kaila Walsh                                 |
| Saphira Hunter                              |
| Vera Blumhardt                              |
| <b>Coach: Warwick Walsh, Russell Goslin</b> |
| <b>Manager: Susan Blumhardt</b>             |



Some of our State Representative players: Charli Knott, Gillian Chalmers, Jessica Bradley & Emily Vallance.

# ALL TIME JUNIOR RECORDS

## PREMIERSHIPS

|                       |   |   |
|-----------------------|---|---|
| <b>Open Div 2 (2)</b> | BNJCA: 2013/14, 2018/19   |   |
| <b>Under 16 (11)</b>  | Old Zone 2 (4):   | 1975/76, 1980/81, 1981/82, 1982/83                            |
|                       | BNJCA (7):  | 1994/95, 1997/98, 1998/99, 2000/01, 2001/02, 2002/03, 2006/07 |
| <b>Under 15 (11)</b>  | BNJCA: 2004/05, 2006/07, 2007/08, 2014/15, 2015/16, 2016/17 (2), 2017/18, 2018/19 (3)   |   |
| <b>Under 14 (20)</b>  | BNJCA: 1993/93, 1994/95, 1996/97, 1997/98, 1999/00, 2001/02, 2003/04 (2), 2006/07, 2008/09, 2011/12 (2), 2012/13 (2), 2013/14, 2014/15, 2015/16, 2017/18, 2018/19 (2) |   |
| <b>Under 13 (20)</b>  | BNJCA: 1993/94, 1995/96, 1999/00, 2001/02, 2002/03, 2005/06 (2), 2006/07, 2008/09, 2009/10 (3), 2010/11, 2011/12, 2014/15, 2016/17, 2017/18 (2), 2018/19 (2)          |   |

## CLUB CHAMPIONSHIPS

1998/99

## UNDER 11 – OPEN GRADES TOP ALL TIME PERFORMERS

### TOP 10 RUN-SCORERS

|    | Player                 | Inn | NO | HS   | Runs | Avg    |
|----|------------------------|-----|----|------|------|--------|
| 1  | Christopher Fitzgerald | 39  | 16 | 157* | 1700 | 73.91  |
| 2  | Cameron Willis         | 75  | 37 | 108  | 1686 | 44.37  |
| 3  | William Oswell         | 62  | 26 | 90   | 1628 | 45.22  |
| 4  | Ben Bowen              | 64  | 21 | 105  | 1613 | 37.51  |
| 5  | Nicholas Stoddart      | 42  | 14 | 151  | 1558 | 55.64  |
| 6  | Hugh Weibgen           | 40  | 29 | 139* | 1529 | 139.00 |
| 7  | Nicholas Kruger        | 44  | 15 | 130* | 1488 | 51.31  |
| 8  | Andrew Tibbles         | 56  | 22 | 90*  | 1457 | 42.85  |
| 9  | Harry Watson           | 61  | 22 | 103* | 1393 | 35.72  |
| 10 | Michael Thompson       | 62  | 28 | 94*  | 1333 | 39.21  |

### TOP 10 WICKET-TAKERS

|   | Player           | Overs | Runs | Wkts | Avg   | BBowl |
|---|------------------|-------|------|------|-------|-------|
| 1 | Matthew Cooper   | 317   | 1115 | 92   | 12.12 | 6/24  |
| 2 | Dylan Sulzer     | 307   | 969  | 83   | 11.67 | 4/11  |
| 3 | Dean Butt        | 302   | 681  | 74   | 9.20  | 5/2   |
| 4 | Haydon Cooper    | 298   | 857  | 73   | 11.73 | 5/14  |
| 5 | James McCorley   | 262   | 797  | 72   | 11.07 | 4/4   |
|   | Shane Kabel      | 305   | 859  | 72   | 11.93 | 6/14  |
| 7 | Thomas Nelson    | 266   | 843  | 71   | 11.87 | 4/19  |
|   | Paul Condon      | 298   | 913  | 71   | 12.86 | 4/4   |
| 9 | Stuart Wilkonson | 291   | 722  | 69   | 10.46 | 4/6   |
|   | Adam Peters      | 268   | 984  | 69   | 14.26 | 4/5   |

### TOP 10 FIELDING DISMISSALS (including 'keepers)

|    | Player                 | Catches | Stumpings | Total |
|----|------------------------|---------|-----------|-------|
| 1  | Justin Street          | 41      | 16        | 57    |
| 2  | Hugh Weibgen           | 31      | 23        | 54    |
| 2  | Michael Thompson       | 36      | 15        | 51    |
| 3  | Scott Niven            | 38      | 6         | 44    |
| 4  | Shane Kabel            | 37      | 3         | 40    |
|    | Christopher Fitzgerald | 26      | 14        | 40    |
| 6  | Jamie Alexander        | 38      | 0         | 38    |
| 7  | Nathan Harding         | 29      | 4         | 33    |
|    | Matthew Habermann      | 31      | 2         | 33    |
|    | Jack Straker           | 26      | 7         | 33    |
| 10 | Adam Peters            | 31      | 1         | 32    |
|    | Adam Lockhart-Krause   | 23      | 9         | 32    |
|    | Michael Tutticci       | 32      | 0         | 32    |

## TOP 10 HIGHEST AGGREGATE RUNS IN A SEASON

|    | Player                 | Season  | Age Group | Runs |
|----|------------------------|---------|-----------|------|
| 1  | Christopher Fitzgerald | 1996/97 | U12       | 574  |
| 2  | Christopher Fitzgerald | 1997/98 | U13       | 565  |
| 3  | Leonard Hill           | 1997/98 | U16       | 539  |
| 4  | Jai Lembryk            | 2011/12 | U14       | 499  |
| 5  | Justin Street          | 1998/99 | U16       | 477  |
| 6  | Callum Vidler          | 2016/17 | U11       | 472  |
| 7  | Scott Niven            | 2011/12 | U17       | 459  |
| 8  | Joshua Brown           | 2009/10 | U16       | 446  |
| 9  | Alex Thompson          | 2007/08 | U15       | 439  |
| 10 | Nicholas Kruger        | 1995/96 | U13       | 436  |

## TOP 10 HIGHEST AGGREGATE WICKET-TAKERS IN A SEASON

|   | Player             | Season  | Age Group | Wickets |
|---|--------------------|---------|-----------|---------|
| 1 | Will McFarlane     | 2003/04 | U14       | 32      |
| 2 | Douglas Fitzgerald | 1996/97 | U16       | 29      |
| 3 | Dean Butt          | 1998/99 | U16       | 26      |
|   | Oliver Ritchie     | 2007/08 | U11       | 26      |
|   | Matthew Cooper     | 2008/09 | U14       | 26      |
| 6 | Mathew Bawden      | 1995/96 | U13       | 25      |
|   | Dylan Sulzer       | 2003/04 | U14       | 25      |
| 8 | Michael Cook       | 1994/95 | U16       | 23      |
|   | Leonard Hill       | 1995/96 | U14       | 23      |
|   | Harry Hogan        | 2018/19 | U11       | 23      |

## TOP 10 HIGHEST INDIVIDUAL SCORES

|    | Player                 | Season  | Age Group  | Score |
|----|------------------------|---------|------------|-------|
| 1  | Christopher Schulz     | 2003/04 | U16        | 160*  |
| 2  | Christopher Fitzgerald | 1996/97 | U12        | 157*  |
| 3  | Nicholas Stoddart      | 2012/13 | U14        | 151*  |
| 4  | Jack Beath             | 2008/09 | U12        | 150*  |
| 5  | Justin Street          | 1998/99 | U16        | 146*  |
| 6  | Hugh Weibgen           | 2016/17 | U13        | 139   |
| 7  | Lachlan Biggs          | 2018/19 | U15        | 138*  |
|    | Cooper Mackie          | 2014/15 | U11        | 138   |
| 9  | Andrew Stower          | 2011/12 | U17        | 137*  |
| 10 | Nicholas Stoddart      | 2015/16 | Open (U17) | 130*  |
|    | Nicholas Kruger        | 1997/98 | U16        | 130   |

## TOP 10 HIGHEST WICKET-TAKERS IN AN INNINGS

|   | Player           | Season  | Age Group | Figures |
|---|------------------|---------|-----------|---------|
| 1 | Calum Mackay     | 2013/14 | U14       | 8/23    |
| 2 | Andrew Malone    | 1998/99 | U16       | 7/2     |
| 3 | Will MacFarlane  | 2003/04 | U14       | 7/11    |
| 4 | Jack Kibble      | 2009/10 | U11       | 7/32    |
| 5 | Will MacFarlane  | 2003/04 | U14       | 6/4     |
|   | Oliver Ritchie   | 2007/08 | U11       | 6/4     |
| 7 | Harry Foster     | 2014/15 | U11       | 6/5     |
| 8 | Thomas Cramb     | 2002/03 | U13       | 6/6     |
|   | Christopher Kent | 2005/06 | U14       | 6/6     |
|   | Stephen Hanson   | 2012/13 | U11       | 6/6     |



# ANDREW GODE

## MOST RUNS IN A 1st GRADE SEASON

### 2018-2019



|                | Matches | 4's | 6's | HS  | Runs | Avg   | SR     | Wkts | Avg   | Ctch |
|----------------|---------|-----|-----|-----|------|-------|--------|------|-------|------|
| <b>TWO DAY</b> | 13      | 82  | 21  | 153 | 607  | 50.58 | 99.30  | 33   | 25.21 | 8    |
| <b>ONE DAY</b> | 5       | 40  | 16  | 99  | 281  | 70.25 | 209.70 | 6    | 30.00 | 5    |
| <b>T20</b>     | 10      | 46  | 30  | 110 | 460  | 46.00 | 185.50 | 10   | 31.30 | 3    |
| <b>TOTAL</b>   | 28      | 168 | 67  | 153 | 1348 | 51.85 | 135.80 | 49   | 27.05 | 16   |

**VALLEY DISTRICT CRICKET CLUB**

AFFILIATED WITH QUEENSLAND CRICKET

ESTABLISHED 1897

# SUPPORT OUR VALUED SPONSORS



City  
Subaru



Subaru  
Toowong



IF YOU KNEW ISUZU LIKE BRISBANE ISUZU

