



## VALLEY DISTRICT CRICKET CLUB

KEEPING YOUTH BUSY IN SPORT

[www.valleycricket.org.au](http://www.valleycricket.org.au)

Est. 1897

## VALLEY DISTRICT CRICKET CLUB Inc.

Affiliated with the Queensland Cricket Association,  
Queensland Sub Districts Cricket Association,  
Warehouse Cricket Association Queensland &  
Brisbane North Junior Cricket Association

### 18 SENIOR TEAMS

**13 teams affiliated with the Queensland Cricket Association:**

Grades: First, Second, Third, Fourth, Fifth, Sixth (2 teams), Under 16 Lord's Taverners,  
Over 40's (2 teams), Women's First, Women's Second & Youth Girls

**3 teams affiliated with the Queensland Sub Districts Cricket Association:**

Grades: B3, C3, Mel Lowings Cup A Grade & Kookaburra Cup

**2 teams affiliated with the Warehouse Cricket Association Queensland:**

North Division Sunday Grades (Winter): B1 & C3

### 102 JUNIOR TEAMS

**73 teams affiliated with the Brisbane North Junior Cricket Association:**

U10 (14 teams), U11 (15 teams), U12 (15 teams), U13 (6 teams),  
U14 (5 teams), U15 (7 teams), Open Division (5 teams), plus,  
7 Girls teams - U11 (3 teams), U13 (3 teams) & U15 (1 team)

**22 teams affiliated with Cricket Australia - Master Blaster Friday program:**

U8 (10 teams incl. 1 Girls team), U9 (12 teams)

**7 teams affiliated with the Warehouse Cricket Association Queensland:**

Division 1 (Winter): U13, U14 & U15

Division 2 (Winter): U13, U14, U15 & U16

## ONE HUNDRED & TWENTY FIRST ANNUAL REPORT & FINANCIAL STATEMENT 2020/2021

To be submitted to the Annual General Meeting,  
Ashgrove Sports Ground Clubhouse, Yoku Road, Ashgrove  
7.30pm, Monday 16 August 2021

### 123<sup>RD</sup> YEAR

#### 7 PREMIERSHIPS

**1 SENIOR PREMIERSHIPS: 5<sup>TH</sup> Grade One-Day**

**6 JUNIOR PREMIERSHIPS: Under 15 Grey, Under 15 Orange, Under 14 Green,  
Under 13 Navy & Under 13 Orange, Under 15 Navy (Winter)**

#### 1539 REGISTERED PLAYERS

**206 Senior Males + 689 Junior Males = 895 Males**

**46 Senior Females + 69 Junior Females = 115 Females**

**97 Junior Blasters + 432 Master Blasters (273 Wednesday + 159 Friday) = 456 Boys & 73 Girls**

**120 TEAMS    1539 TOTAL PARTICIPANTS    300+ VOLUNTEERS**

# ANNUAL GENERAL MEETING

**All members and supporters are cordially invited to attend the Annual General Meeting of the Valley District Cricket Club Inc, to be held at the Ashgrove Sports Ground Clubhouse, Yoku Road, Ashgrove, 7.30pm, Monday 16 August, 2021.**

## AGENDA

1. To receive the 2020/2021 Annual Report and Financial Statements.
2. To elect Office Bearers for the 2021/2022 year.
3. To elect an Honorary Auditor for the 2021/2022 year.
4. General Business.
5. Complimentary Refreshments.

## CLUB INFORMATION

### Official Club Colours

Navy Blue & Sky Blue

### Club Victory Song (an adaptation of the last verse of the old Fortitude Valley Rugby League Club song)

Sitting in the clubhouse after we've won the game  
Another famous victory has added to our name  
And now as we sit and celebrate  
A victory great  
We played it straight  
The champion Valley Diehards  
The boys in Royal Blue

### 11 First Grade Premierships

1901/02, 1914/15, 1918/19, 1919/20, 1928/29, 1930/31, 1974/75, 1984/85, 1994/95, 1996/97, 2013/14

### 11 Club Championships

1974/75, 1978/79, 1982/83, 1988/89, 1990/91, 1991/92, 1992/93, 1996/97, 2000/01, 2001/02, 2002/03

### 10 Australian & 68 Queensland Players ~ 1 Australian & 11 Queensland Women Players

### Team of the Century (1897/98-1996/97)

Kepler Wessels, Matthew Hayden, Roy Levy, Allan Border (Captain), Stuart Law, Leo O'Connor (w- k), Jim Harten Snr, Brett Henschell, Alex Hurwood, Malcolm Francke, Col Cooke, Keith Dudgeon (12<sup>th</sup> man).

(Selected by the Executive Committee for announcement at the Brisbane Grade Cricket Centenary Dinner, Brisbane Convention Centre, 3<sup>rd</sup> October, 1997)

### Historical Highlights

<b>1897/98</b>	Fortitude Valley Cricket Club was formed at a public meeting at Valley Hall, 16 August, 1897. Patron was Sir Samuel Walker Griffith (Premier of Queensland) and President was John McMaster (Mayor of Brisbane). First Grade, captained by John Blackstock, played their first match against North Brisbane at Brisbane Exhibition Ground, Bowen Hills. The match was played over 3 weekends, on 2, 9 & 16 October 1897, and resulted in a draw.
<b>1898/99</b>	Valley won its first Premiership – in Second Grade.
<b>1901/02</b>	Valley won the First Grade Premiership for the first time.
<b>1926/27</b>	Queensland entered the Sheffield Shield competition with Valley player, Leo O'Connor, the State's first Sheffield Shield Captain.
<b>1929/30</b>	Valley played matches at Perry Park for the first time but New Farm Park was also used.
<b>1931/32</b>	The name of the club was changed to Valley District Cricket Club.
<b>1958/59</b>	The Queensland Cricketer's Club was formed with Valley Secretary, Norm McMahon, a driving force behind its formation, elected its first Treasurer.
<b>1960/61</b>	Valley player, Col Hoy, umpired the famous Tied Test between Australia and the West Indies at The Gabba, and all other Tests in that Series.
<b>1967/68</b>	Valley played its last matches at Perry Park.
<b>1968/69</b>	The first games were played at Ashgrove Park, on what is now Norm McMahon Oval. New Farm Park was still in use.
<b>1970/71</b>	Both ovals were now in use at Ashgrove Park. The clubhouse was constructed and officially opened in December, 1970.
<b>1972/73 &amp; 73/74</b>	First Grade won both Channel 0 \$1000 Knockout 1-day competitions with the assistance of famous guest players, Alan Davidson and Richie Benaud, with Benaud playing his last game on an Australian cricket field for Valley in 1973/74.
<b>1974/75</b>	First Grade, captained by Keith Dudgeon, won the Premiership for the first time in 44 years. The club won its first Club Championship.
<b>1976/77</b>	GPS Old Boys Rugby Club became our joint tenants at Ashgrove Park.
<b>1980/81</b>	Australian players, Allan Border and Kepler Wessels joined Valley.
<b>1984/85</b>	Allan Border was appointed Australian Captain, the first Valley player to achieve this honour. First Grade, captained by Terry Khan, won the Premiership. Ashgrove 3 was used for the first time. Games at New Farm Park were phased out.
<b>1992/93</b>	Matthew Hayden made his Test debut, against South Africa. The club won its seventh Club Championship – the third in a row.
<b>1993/94</b>	Valley Juniors was formed, with 400 boys and girls in 32 teams from Under 9 to Under 16.
<b>1994/95</b>	Valley player, Stuart Law, with the support of other Valley players, Allan Border and Matthew Hayden, captained Queensland to its first Sheffield Shield title. First Grade, captained by Brett Henschell, won the Premiership.
<b>1996/97</b>	First Grade, captained by Michael Ephraims, won the Premiership, the club its eighth Club Championship, and Queensland its second Sheffield Shield title.
<b>1997/98</b>	The club's 100 <sup>th</sup> year was celebrated by 363 attendees at the Centenary Dinner at the Sheraton Hotel, 7 March, 1998. Allan Border, Alan Davidson, and, former Test Umpire, Mel Johnson, were the guest speakers. Pat Welsh, of Channel 7 and brother of former First Grade player, John Welsh, was the MC.
<b>1999/00</b>	Queensland won its third "Shield" title – the inaugural Pura Cup – with Valley players, Matthew Hayden, Joe Dawes, and Lee Carseldine (squad) involved. Club Patron, Allan Border, was selected in Australia's Test Team of the 20 <sup>th</sup> Century.
<b>2000/01</b>	The club won the Club Championship for the ninth time. Queensland won its fourth "Shield" title – the Pura Cup – with Valley players, Matthew Hayden, Joe Dawes and Lee Carseldine involved.
<b>2002/03</b>	The club won its eleventh Club Championship, its eighth in the last fifteen years.
<b>2003/04</b>	The club won five senior Premierships – 2 <sup>nd</sup> , 3 <sup>rd</sup> , 4 <sup>th</sup> , and 5 <sup>th</sup> Grades, and B1 Sub Districts – and fielded a record 62 teams: 11 senior teams and 51 junior teams.
<b>2008/09</b>	With the assistance of grants from 3 levels of government, and contributions from the 2 rugby clubs we share our grounds with, the club completed a significant redevelopment of the Peter Easton and Norm McMahon playing fields that incorporated new turf, a new irrigation and drainage system, two 1-million litre water tanks, new and upgraded field lighting, picket fencing to the northern boundary of Peter Easton Oval, a new fairway mower, a new cricket pitch roller, and the completion of the cricket practice nets complex, named the Allan Border & Matthew Hayden Training Centre in honour of two of the club's finest players.
<b>2012/13</b>	Two Senior Championships (1 <sup>st</sup> Grade T20, Sunday Legends T20), three Senior Premierships (6 <sup>th</sup> (1) Grade, C1 & C3 Sub Districts) and two Junior Premierships.
<b>2013/14</b>	One Senior Championship (1 <sup>st</sup> Grade T20), three Senior Premierships (1 <sup>st</sup> Grade, 6 <sup>th</sup> (1) Grade, C2 Sub Districts), and two Junior Premierships.
<b>2015/16</b>	Two Senior Premierships (4 <sup>th</sup> Grade, 6 <sup>th</sup> (2) Grade) and two Junior Premierships. In recent years, a new dressing room pavilion, new equipment shed and nets.
<b>2018/19</b>	Another record number of teams and players: 124 teams (14 Senior and 110 Junior) including 1419 players (221 Senior and 1198 Junior). First Grade captain Andrew Gode won the Peter Burge Medal, becoming the first medallist from VDCC since the award's introduction in 1990/91. One Senior Championship (1 <sup>st</sup> Grade One Day, one Senior Premierships (6 <sup>th</sup> (1) Grade) and eight Junior Premierships. Field lighting upgraded.

# VALLEY DISTRICT CRICKET CLUB INC.

## ANNUAL REPORT – 2020/2021

### TABLE OF CONTENTS

	Page
Office Bearers & Committees .....	2
Results Summary .....	4
Honour Board .....	5
Senior Playing Members List.....	6
EXECUTIVE SUMMARY – Chairman’s Report including Obituaries .....	7
Valley Cricket Supporters Association Report.....	9
General Manager’s Report .....	10
Coaching Reports .....	11
All Abilities Program Report .....	16
FINANCIAL REPORTS & STATEMENTS .....	17

### SENIOR GRADES – 2020/21

Trophies & Awards .....	23
Representative Player Lists .....	24
Queensland Cricket Awards (All Clubs).....	25
Peter Burge Medal & Kath Smith Medal Points .....	26
Honour Board – Top 10 Tables, Centuries, Century Partnerships, 6 Fors, 10 Fors .....	27
TEAM & PLAYER STATISTICS and CAPTAINS’ REPORTS .....	31

### SENIOR GRADES – ALL TIME RECORDS

Grade History & General Notes .....	88
REPRESENTATIVE PLAYER LISTS – AUSTRALIA & QUEENSLAND.....	89
Premierships & Club Championships .....	91
Premiership Team Player Lists.....	92
TOP 20 ALL-TIME PERFORMER TABLES .....	97
ALL TIME RECORDS - FIRST GRADE .....	99
ALL TIME RECORDS - ALL OTHER GRADES .....	106
Best Individual Performances – Grade by Grade .....	119
Highest Team Scores.....	121
Highest Partnerships – Grade by Grade .....	122
P.J. Frawley Memorial Shield – Highest Batting Partnership (Pre 1961).....	125
C.R. Thorne Memorial Shield – Highest Batting Partnership (Post 1961) .....	126
Outstanding Batting Achievements .....	127
Outstanding Bowling Achievements.....	127
The Frank & Noreen Vidler Memorial Trophy Honour Board .....	129

### JUNIORS SECTION – 2020/21

Junior Management Committee Chairman's Report .....	130
Coaches & Managers List .....	132
BNJCA Points Tables – Under 13 to Open.....	134
REPRESENTATIVE PLAYER DEVELOPMENT COMPETITIONS – BNJCA .....	136
Honour Board Under 11 to Open – Top 10 Tables, Centuries, Half-Centuries, 5 Fors, Hat Tricks .....	137
Honour Board Junior Girls Under 11 to Under 16 .....	141
PLAYER STATISTICS – Under 11 to Open .....	142
PLAYER STATISTICS – Junior Girls Under 11 to Under 16.....	165
INDIVIDUAL TROPHIES – Under 11 to Open .....	168
PLAYER TEAM LISTS – Modified Rules Under 8 to Under 10 .....	170
PLAYER TEAM LISTS – Under 8 Girls Teams .....	173

### JUNIOR GRADES – ALL TIME RECORDS

Premierships & Club Championships .....	174
TOP 10 ALL-TIME PERFORMER TABLES – Under 11 to Open .....	174

# **OFFICE BEARERS & COMMITTEES – 2020/21**

**PATRON**  
AR Border AO

**PRESIDENT**  
RP Easton OAM

**VICE-PRESIDENTS**  
WG Chapman, KE Dudgeon

## **CHAIRMAN OF THE EXECUTIVE**

PN Culpan

## **HONORARY SECRETARY**

GW Mitchell

## **HONORARY ASSISTANT SECRETARY**

RJA Donker

## **HONORARY TREASURER**

MT Jones

## **EXECUTIVE COMMITTEE**

RAJ Anderson, GC Brown, D Coulson, RD Gandhi, SJ Gode, CF Kempnich (JMC), A Wood.

## **QCA DELEGATES**

PN Culpan & GR Mitchell

## **CONDUCT OFFICER**

SJ Gode

## **SPONSORSHIP MANAGER**

MG Walter

## **GROUNDS HIRING OFFICER**

GW Mitchell

## **ADMINISTRATORS**

MG Walter & A Lee

## **BOOKKEEPER**

PD Kent

## **JUNIOR MANAGEMENT COMMITTEE**

CF Kempnich (Chairman & Juniors Director of Coaching), J O'Neill (Secretary), A Lee (Junior Registrar & U8 Co-ordinator), DJ Malone (Treasurer), KJ Willis (Social Media & Game Development), M Bell (Equipment Officer), A Wood (Junior Girls Co-ordinator & COVID Safety), WR Hamburger (U9 Co-ordinator), R Smith (U10 Co-ordinator), K Laughton (U11 Co-ordinator), A Mercer (U12 Co-ordinator), V Gillman (U13 Co-ordinator), C Lewis (U14 Co-ordinator), J Gordon (U15 Co-ordinator), M Hollins (Open Age Co-ordinator), C Zipf (BNJCA Delegate), CR Willis (BNJCA Delegate), A Coleman (Bluecard Officer).

## **CRICKET COMMITTEE**

JB (Brett) Neill (Chairman), MG (Matthew) Walter, CF (Clinton) Kempnich, GW (Grant) Mitchell, SJ (Steve) Gode, GC (Gavin) Brown.

## **WOMEN'S CRICKET COMMITTEE**

A (Adele) Wood (Chair), CR (Christina) Coulson, CN (Christie) Lewis, KJ (Karen) Willis.

## **MEMBER PROTECTION INFORMATION OFFICERS**

KJ (Karen) Willis, J (Jo) O'Neill.

## **VDCC SUPPORTER'S ASSOCIATION**

RP Easton (President), S Easton (Secretary), CJ Lanagan, KE Dudgeon, MJ Weir, IM Board.

## **ANNUAL REPORT COMMITTEE**

PD Kent (Editor), PN Culpan & A Lee (Major Contributors).

## **STATISTICIANS & RECORDS KEEPERS**

PN Culpan (Seniors Statistics & Records), A Lee (Juniors Statistics & Records)

## **WEBMASTER**

PN Culpan

## **FIRST GRADE SCORER**

PN (Pat) Culpan

## **FIRST GRADE MANAGER**

J (Jim) Shinnick

## **GRADING COMMITTEE** (selected senior teams for Round 1)

PJ (Peter) Drinnen, CF (Clinton) Kempnich, MG (Matthew) Walter, RJA (Bob) Donker, BJ (Brad) Murphy.

## **SELECTION COMMITTEE** (selected senior teams during the season)

Matthew Walter (Chair), Brad Murphy, Andrew Gode, Bob Donker.

**LIFE MEMBERS**

RP Easton OAM	1965	JM Stoddart	1993	RK Retell	2006
DG Kirkman	1967	CG Murphy	1995	PD Kent	2007
CR Leggat	1969	RJM Crawford	1996	PN Culpan	2008
WG Chapman	1972	AB Henschell	1997	SC Fitzgerald	2010
PW Muspratt	1975	DL Walker	1998	GC Brown	2011
KE Dudgeon	1979	IJ Reeves OAM	2000	MR Somerville	2012
FM Francke	1980	DK Hickey	2001	GW Mitchell	2014
RG Perrett	1987	DA Connell	2002	RAJ Anderson	2015
GK Moore	1988	CF Kempnich	2003	HM Easton	2018
RA Cowles	1991	KG Tuite	2004	JW Shinnick	2018
MB Irwin	1992	ML Dudgeon	2005		

**HONORARY MEMBER**


SM Hunt	1997
L Shinnick	2018

**COACHING PANEL**

PD (Peter) Drinnen	Director of Coaching
BJ (Brad) Murphy	Men's Cricket Coach
N (Nick) Thomas	Under 16 Lord's Taverners Coach
CF (Clinton) Kempnich	Juniors Director of Coaching
R (Rob) Smith	Women's Cricket Coach

**SENIOR TEAM CAPTAINS**

First Grade:	AJ (Andrew) Gode
Second Grade:	LR (Luke) Stutter
Third Grade:	NJ (Nick) Ryall
Fourth Grade:	RJA (Bob) Donker
Fifth Grade:	AR (Anthony) Horgan
Sixth Grade (No. 1):	JJ (James) Hicks
Sixth Grade (No. 2):	JS (James) Johnson
B3 Sub Districts:	SJ (Steve) Gode
C3 Sub Districts:	CR (Craig) Willis
Under 19 Grade	Z (Zanden) Jeh
Under 16 LT Grade:	HD (Hugh) Weibgen
Women's 1st Grade	CR (Christina) Coulson
Women's 2nd Grade	CN (Christie) Lewis
Over 40's Grade (No. 1)	MG (Mark) Horswill
Over 40's Grade (No. 2)	CJ (Chris) Lanagan
Sub Districts 50 Over Competition	JJ (Josh) Gittins
Sub-Districts T20 Competition	BE (Byron) Gale



Andrew Gode with Jim Shinnick

## SEASON RESULTS SUMMARY 2020/21

### PREMIERS

First Grade Two Day Competition (Cam Battersby Cup)	University of Queensland
First Grade One-Day Competition (John McKnoulty Cup)	Redlands
First Grade Twenty20 Competition (Tom Veivers Cup)	Gold Coast
Second Grade Two Day Competition	Northern Suburbs
Second Grade One-Day Competition	Northern Suburbs
Second Grade Twenty20 Competition	Northern Suburbs
Third Grade Two Day Competition (Norm McMahon Shield)	Gold Coast
Third Grade One-Day Competition	Northern Suburbs
Fourth Grade Two Day Competition (Bob Spence Shield)	Redlands
Fourth Grade One-Day Competition	Northern Suburbs
Fifth Grade Two Day Competition (Roy Tanner Shield)	Northern Suburbs
<b>Fifth Grade One-Day Competition</b>	<b>Valley</b>
Sixth Grade Two Day Competition (WEP Harris Shield)	Redlands
Sixth Grade One-Day Competition	South Brisbane
B3 Sub Districts	Park Ridge
C3 Sub Districts	Wolston Park
Mel Lowings Cup (One-Day Competition)	Mansfield Lions A
Kookaburra Cup (Twenty20 Competition)	Mansfield Lions A
Under 19 One-Day Competition	Toombul
Under 16 Grade Lord's Taverners (Lew Cooper Cup)	Ipswich
Katherine Raymont Shield One Day Competition	Sunshine Coast
Katherine Raymont Shield Twenty20 Competition	Western Suburbs
Jodie Fields Shield	University of Queensland
Youth Girls Competition (Paul Pink Shield)	Western Suburbs
Over 40's Competition	Sandgate-Redcliffe

### MINOR PREMIERS (Valley positions and points are also listed)

Grade	Minor Premiers	Points	VDCC Position	VDCC Points
First (The Damien Mullins Cup)	University of Queensland	172.5	9th	109.75
First (The Cam Battersby Cup)	University of Queensland	162.50	11th	94.75
First (The John McKnoulty Cup)	Redlands	14.00	2nd	9.00
First (The Tom Veivers Cup)	Toombul	10.00	2nd (S/W Pool)	6.00
Second (Overall)	Northern Suburbs	186.00	12th	83.75
Second (Two Day Competition)	Northern Suburbs	169.00	12th	69.75
Second (One-Day Competition)	University of Queensland	15.00	6th	8.00
Second (Twenty20)	Northern Suburbs	8.00	3rd (S/W Pool)	6.00
Third (Two Day Competition)	Northern Suburbs	125.46	6th	96.89
Third (One-Day Competition)	Northern Suburbs	14.00	9th	2.00
Fourth (Two Day Competition)	Redlands	133.02	6th	94.68
Fourth (One-Day Competition)	Northern Suburbs	17.00	9th	4.00
Fifth (Two Day Competition)	Northern Suburbs	133.44	8th	70.28
Fifth (One-Day Competition)	Toombul	16.00	2nd	15.00
Sixth (Two Day Competition)	<b>Valley (1)</b>	143.89	(2) = 4th	119.21
Sixth (One-Day Competition)	South Brisbane	14.00	(1) = 5th & (2) = 6th	(1) = 10.00 & (2) = 10.00
B3 Sub Districts	Park Ridge	91.33	5th	65.75
C3 Sub Districts	Kenmore	110.12	3rd	103.09
Mel Lowings Cup (One-Day Competition)	WPC Royal Gateway College	31.00	4th	18.00
Kookaburra Cup (Twenty20)	Mansfield Lions A	36.00	3rd	24.00
U19 (One Day Competition)	Toombul	26.00	2nd (S/W Zone)	16.00
U16 Lord's Taverners	South Brisbane	38.00	3rd (S/W Zone)	36.00
Over 40's	Sandgate-Redcliffe	23.00	(1) = 3rd (Pool B) (2) = 3rd (Pool A)	12.00 15.00
First (Katherine Raymont Shield) – 1 Day	Gold Coast	55.00	6th	28.00
First (Katherine Raymont Shield) – T20	Western Suburbs	19.00	3rd	14.00
Second (Jodie Fields Shield)	University of Queensland	60.00	7th	35.00
Youth Girls Competition (North Zone)	Sandgate-Redcliffe	14.00	5th (North Zone)	5.00

### CLUB CHAMPIONSHIP

Northern Suburbs District Cricket Club	1764.00
University of Queensland Cricket Club	1748.00
Redlands Tigers Cricket Club	1379.00
Toombul District Cricket Club	1348.00
Gold Coast District Cricket Club	1297.00
Western Suburbs District Cricket Club	1178.00
Valley District Cricket Club	1106.00
South Brisbane Cricket Club	1095.00
Sandgate - Redcliffe District Cricket Club	1065.00
Wynnum Manly District Cricket Club	904.00
Cricket Ipswich (Premier Grade)	882.00
Sunshine Coast Cricket Club	679.00

## HONOUR BOARD – 1897/98 to 2020/21

### **PATRON**

1897-04 Sir SW Griffith  
 1905-07 Sir PA Cooper  
 1908-48 TC Beirne  
 1949-59 PJ Conway  
 1960-62 AJ Lynch  
 1963-74 AC Dibdin OBE  
 1975 KLM Mossop  
 1976-97 JT Harten  
 1997-99 FA Vidler  
 1999- AR Border AO

### **PRESIDENT**

1897-02 J McMaster  
 1903-04 TC Beirne  
 1905 BR Bale  
 1906-07 TC Beirne  
 1908-22 G Down  
 1922-23 EG White  
 1924-32 J Clark  
 1933-42 EG White  
 1943-48 PJ Conway  
 1949-65 F Flynn  
 1966-74 KLM Mossop  
 1975-92 NT McMahan OAM  
 1992-93 WG Chapman  
 1993- RP Easton OAM

### **VICE-PRESIDENT**

1998-18 GD Trivett  
 1999- WG Chapman  
 1999- KE Dudgeon

### **CHAIRMAN**

1922-32 CL Mossop  
 1933-36 LPD O'Connor  
 1937-49 PJ Frawley  
 1950-52 MH Mossop  
 1953-62 KLM Mossop  
 1963-74 NT McMahan OAM  
 1975-87 UD Thorne  
 1987-90 EL Graham  
 1990-91 PE Davis  
 1991-97 CG Murphy  
 1997-09 JM Stoddart  
 2009-12 PD Kent  
 2012- PN Culpan

### **SECRETARY**

1897 A Smith  
 1898 GL Eves  
 1899-00 JT Corrigan  
 1901-02 PJ Maher  
 1903-05 WF Kenny  
 1906 JT Corrigan  
 1907 DJ Corrigan  
 1908 WB Hill  
 1909 EG Manson  
 1910 HN Panton/ OA Davenport  
 1911 OA Davenport  
 1914-15 BRF Shaw  
 1921-24 FG Power  
 1925-31 E Colwell  
 1932-34 AJ Synott  
 1935-43 CR Johnson  
 1944-45 J Gannon  
 1946-48 MH Mossop  
 1949 VG Burris  
 1950-61 NT McMahan OAM  
 1962-92 RP Easton OAM  
 1992-95 JM Stoddart  
 1995-96 CG Murphy

1996-98 K N Hunt  
 1998-09 JM Stoddart  
 2009-11 CS Baldwin  
 2011-12 PN Culpan  
 2012- GW Mitchell

### **TREASURER**

1897-04 BR Bale  
 1905-06 WB Hill  
 1907-08 WB Bruce  
 1909 WB Hill  
 1910-? CM Davis  
 1921-22 AE Gillies  
 1923-24 FG Power  
 1925 E Colwell  
 1926-28 T Chellingworth  
 1929-35 VR Gray  
 1936-39 BRD O'Connor  
 1940 JS Scott  
 1941 KLM Mossop  
 1942-43 VF Thomas  
 1944-60 AC Rogers OBE  
 1961-72 DG Kirkman  
 1973-82 FM Francke  
 1982 GD Harvey  
 1983-85 DG Kirkman  
 1986-90 RG Perrett  
 1990-96 RJM Crawford  
 1996-98 BJ Irwin  
 1998-07 MB Irwin  
 2007-09 PD Kent  
 2009-11 PN Culpan  
 2011-13 MT Jones  
 2013-14 PD Sherman  
 2014-16 PN Culpan  
 2016- MT Jones

### **ASSISTANT SECRETARY**

1901 JT Corrigan  
 1923-25 SW Ayres  
 1925-26 T Chellingworth  
 1948-50 KF Johnson  
 1950-52 K Brady  
 1952-53 C Duncan  
 1960-62 GA Petrie  
 1962-68 FA Vidler  
 1968-72 WG Chapman  
 1972-73 VW Holland  
 1973-75 DC Meldrum  
 1975-80 VW Holland  
 1982-84 WG Chapman  
 1984-85 MB Irwin  
 1985-92 JM Stoddart  
 1992-93 RA Cowles  
 1994-99 DK Hickey  
 2000-03 DW Moorhouse  
 2004-10 JG Dellit  
 2010-14 KG Tuite  
 2014-17 JM Dascombe  
 2017-19 GY Bristow  
 2019- RJA Donker

### **LIFE MEMBERS**

BR Bale  
 T Byrne  
 WB Bruce  
 W Exton  
 WB Hill  
 PJ Maher  
 BR Shaw  
 1911 CA Arvier  
 1911 G Down (Snr)

1923 JP Crowe  
 1925 CL Mossop  
 1927 LPD O'Connor  
 1927 FA Short  
 1929 E Colwell  
 1934 Sir LO Wilson  
 1936 R Woodruffe  
 1937 EG White  
 1938 VF Thomas  
 1940 KLM Mossop  
 1941 C Robinson  
 1943 CR Johnson  
 1944 PJ Frawley  
 1945 HG Hunter  
 1946 JS Scott  
 1947 AB Mossop  
 1949 MH Mossop  
 1950 F Flynn  
 1951 AC Rogers OBE  
 1952 CR Richards  
 1953 FJ Oberthur  
 1956 NT McMahan OAM  
 1957 CR Cuthbertson  
 1958 JT Harten  
 1959 FA Vidler  
 1960 RM Levy  
 1961 WE Nolan  
 1962 RD Haupt  
 1964 LS Jones  
 1965 RP Easton OAM  
 1966 C Hoy  
 1967 DG Kirkman  
 1969 CR Leggat  
 1970 VW Holland  
 1972 WG Chapman  
 1973 UD Thorne  
 1974 SJ Ryan  
 1975 PW Muspratt  
 1976 GE Baldwin  
 1978 RJO Herring  
 1979 KE Dudgeon  
 1980 FM Francke  
 1987 RG Perrett  
 1988 GK Moore  
 1991 RA Cowles  
 1992 MB Irwin  
 1993 JM Stoddart  
 1995 CG Murphy  
 1996 RJM Crawford  
 1997 AB Henschell  
 1998 DL Walker  
 1999 GD Trivett  
 2000 IJ Reeves OAM  
 2001 DK Hickey  
 2002 DA Connell  
 2003 CF Kempnich  
 2004 KG Tuite  
 2005 ML Dudgeon  
 2006 RK Retell  
 2007 PD Kent  
 2008 PN Culpan  
 2010 SC Fitzgerald  
 2011 GC Brown  
 2012 MR Somerville  
 2014 GW Mitchell  
 2015 RAJ Anderson  
 2018 HM Easton  
 2018 JW Shinnick  
 2020 PD Sherman

# PLAYING MEMBERS (SENIOR) – 2020/21

## 252 PLAYERS:

GT (Griffith) Adams	WA (Will) Garske	ON (Owen) Lynch	TA (Thomas) Small
JP (Jamie) Alexander	TB (Thomas) Gibson	BA (Bridget) Lyons	HP (Hayden) Smalley
RAJ (Richard) Anderson	OS (Owen) Gilchrist	CJ (Calum) Mackay	CJ (Christopher) Smith
CD (Callum) Atchison	SU (Sianna) Ginger	LEH (Lachlan) Mackay	EL (Emma) Smith
B (Brendan) Badenhorst	JJ (Joshua) Gittins	CP (Cooper) Mackie	SL (Sophie) Smith
J (Jacques) Badenhorst	RD (Riley) Gittins	JA (Jason) Maddox	JS (Joe) Sorby
RJ (Robert) Bailey	AJ (Andrew) Gode	SL (Sofi) Maddox	OL (Oliver) Spence
AM (Alex) Balston	SJ (Steven) Gode	SG (Sam) Malone	SJ (Sheldon) Stackpoole
MD (Marc) Banvill	FY (Frances) Goodwin	DJ (Danny) Malone	MT (Mark) Steketee
JB (Jaxon) Barwell	MI (Madelyn) Goodwin	J (Jon) Malone	NG (Nicholas) Stevens
CC (Connor) Bauman	RJ (Riley) Grace	MJ (Mason) Malone	JM (Jonathan) Stoddart
JH (Jack) Beath	HL (Harry) Gulliver	HJ (Harry) Manenti	MT (Mitchell) Stubbings
JJ (Jacob) Bennett	MA (Mark) Gulliver	DM (Daniel) Matheson	LR (Luke) Stutter
AJ (Andrew) Bertram	NC (Nathan) Harding	MM (Meghan) Mccartney	LA (Laine) Sunderland
IK (Itin) Bhardwaj	RJ (Riley) Harland	MG (Matthew) McFadden	TM (Tierney) Sunderland
GA (Genevieve) Bond	AL (Abby) Harris	BD (Brock) McLachlan	EJ (Eleanor) Swanepoel
S (Shannon) Bonfield	HG (Henry) Harris	DP (Dylan) McLachlan	H (Hendrick) Swanepoel
LBK (Lucinda) Bourke	E (Elise) Hart	CB (Chelsea) McNeill	BE (Brett) Sweeney
CJ (Cameron) Boyce	RJ (Ryan) Harten	LJG (Lachlan) McRae	AC (Andrew) Swindells
HB (Hayden) Boyd	SV (Sonia) Hegde	AB (Aidan) McWhirter	OG (Odette) Tartak
JE (James) Boyd	DP (Derek) Heilbronn	AA (Allan) Meincke	CW (Charlie) Thomas
N (Nicholas) Bradford	JA (James) Heiniger	LK (Lily) Miller	NM (Nick) Thomas
LC (Laurie) Bristow	CJ (Christopher) Herman	TM (Tara) Millott	FS (Flynn) Thomasson
KC (Kaidyn) Brown	JJ (James) Hicks	GW (Grant) Mitchell	AWC (Alex) Thompson
AJ (Anthony) Brown	ST (Sam) Hicks	SR (Sofia) Mitchell	XL (Xavier) Thornton
GC (Gavin) Brown	MC (Mikayla) Hinkley	LK (Lexie) Muller	AL (Alyssa) Tinetti
MTJ (Matthew) Carr	LG (Lilly) Hoe	CD (Christian) Murphy	AS (Angus) Tolhurst
HF (Harry) Carroll	TJ (Thomas) Hoffman	AE (Allison) Nagle	MJ (Michael) Toolis
MH (Mann) Chaudhari	HR (Holly) Hogan	JB (John) Neill	PJ (Paul) Towner
DJ (David) Childs	BJ (Brodie) Hollins	JS (Joshua) Neill	MJ (Matthew) Trotter
AG (Annaliese) Childs	DW (Dylan) Hollins	CJ (Connor) Nowlan	JM (Janu) Varatharajan
MS (Max) Clark	AR (Anthony) Horgan	JS (Jason) Nowlan	ZA (Zita) Varatharajan
KJ (Kyle) Coleman	PM (Patrick) Horgan	BT (Billy) Nuss	CA (Callum) Vidler
EG (Eden) Colen	MG (Mark) Horswill	AP (Aidan) O'Connell	CJ (Callum) Waite
HJ (Harry) Collier	MR (Max) Hrstich	M (Mia) O'Farrell	DJ (Declan) Walker
TA (Thomas) Collier	MM (McCauley) Hughes	ED (Elise) O'Kane	JJ (James) Wallington
MD (Michael) Cook	HK (Harry) Hunter	JP (Jack) O'Neill	MG (Matthew) Walter
CD (Campbell) Corrigan	JL (Jack) Irwin	JR (Jesse) O'Neill	LR (Leigh) Warner
CR (Christina) Coulson	MPW (Michael) Jeh	TJ (Timothy) O'Rourke	JM (Jessica) Watkin
TM (Thomas) Cramb	S (Saxon) Jeh	HH (Harini) Paravithana	HD (Hugh) Weibgen
BL (Bruce) Crawford	S (Sierra) Jeh	NA (Nicholas) Parrott	RZ (Reece) Wenzel
PF (Patrick) Cummins	Z (Zanden) Jeh	KM (Kara) Pearce	FD (Fraser) White
CL (Chelsea) Dale	JS (James) Johnston	DM (Dean) Perkins	AL (Amanda) Whitehead
JH (Joseph) Dawes	JG (Jasmine) Jones	LD (Lachlan) Pfeffer	DM (Donal) Whyte
JG (John) Dellit	JK (John) Joyce	JJ (Joseph) Pratt	HG (Hayden) Whyte
RJA (Bob) Donker	SS (Shane) Kabel	GK (Georgia) Prestwidge	SG (Sam) Wildermuth
M (Meg) Doohan	RC (Robert) Kelly	S (Sahil) Puri	JD (Jack) Wildermuth
PW (Paul) Draheim	CF (Clinton) Kempnich	ED (Eshaan) Raj	ST (Stuart) Wilkinson
JC (Jared) D'Roza	MJ (Matthew) Kennedy	G (Gopy) Ramgharia	CB (Cameron) Willis
EG (Ethan) Du Payne	DM (David) Khan	LJ (Leteysa) Randall	CR (Craig) Willis
PK (Pheobe) Du Payne	UT (Usman) Khawaja	SA (Scott) Read	HR (Harrison) Willis
JW (Josh) Durkin	GEH (Grace) King	AM (Andrew) Reddich	BT (Brett) Wilson
JM (James) Durkin	CR (Charli) Knott	FL (Fergus) Rees	MJE (Michael) Wing
MM (Madison) Durkin	RM (Remy) Kurz	SA (Stuart) Rees	KG (Kiara) Wood
LD (Lucas) Eaglestone	MH (Mitch) Labrom	FT (Finian) Roantree	JD (James) Wooden
HC (Harry) Edwards	JM (Joshua) Lait	MR (Mathilda) Roantree	BM (Beau) Wright
XJ (Xavier) Evans	CJ (Christopher) Lanagan	NJ (Nick) Ryall	MG (Marcus) Zipf
BA (Benjamin) Ferguson	BT (Ben) Lanigan	BH (Billie) Ryan	
HJ (Harry) Forster	DG (Daniel) Larke	MJ (Martin) Ryan	
MF (Michael) Frame	HW (Hugh) Leeson-Smith	BA (Beth) Seed	
TJ (Thomas) Francey	DW (Darcy) Lewis	MG (Matthew) Shallcross	
BE (Byron) Gale	CN (Christie) Lewis	KG (Keely) Simmons	
DP (Damon) Gale	SP (Sam) Loch	CT (Charlie) Sims	
MJ (Morgan) Galvin	AA (Adam) Lockhart-Krause	PW (Palam) Singh	
MT (Matthew) Gant	AG (Alistair) Lynch	CM (Cameron) Skinner	



# **EXECUTIVE SUMMARY**

## **INTRODUCTION**

The Executive is pleased to present the 2020/21 Annual Report and Financial Statement of the Valley District Cricket Club.

This year we fielded 120 teams, involving a massive 1539 players registered with the club. We have had a reasonably successful season both on and off the field with silverware in the cabinet, a massive number of players (including 188 females) participating and the club is in a healthy financial position.

The list of volunteers that contributed this year was again long, as it must be to operate on such a large scale. To everyone, including the President, Vice Presidents, the Executive, the Committees, the captains, coaches, managers, scorers, canteen helpers & assistant ground staff, the value of your input is immeasurable. On behalf of the whole Valley family, I sincerely thank each and every one of you, as we would not have such a wonderful club without you.

It was fantastic to have three male and three female players in the run-on side of the teams that won their respective national competitions.

In a club our size with turnover of nearly three quarters of a million dollars, fourteen hundred players and countless stakeholders including parents, various levels of governments, parent cricket bodies etc, there was a need to address the amount of work and pressure being expected of the dwindling number of willing volunteers at the club. At the start of the season the club appointed clubman Matt Walter to the position of General Manager, which has proven successful with new and improved initiatives around the day-to-day operation of the club. Further changes will be needed in the structure of the club and constitution in the future to ensure we are sustainable off the field as well as on the field and work is underway in this regard.

## **SENIORS**

This year we fielded 15 teams in senior mens competitions. 6th (2) Grade were defeated in their Grand Final but 5th Grade won their One Day competition. We were competitive in most other grades, with a number of young players coming through, so the future looks good. Our senior coaching staff did a fantastic job. Huge thanks to Peter Drinnen, Brad Murphy, Matt Petrie, Nick Thomas, Tom Gibson and Rob Smith. Each of the senior sides' captains and the selectors have again put everything into their roles. We are fortunate to have you involved and hope you all return next season. A special word of thanks to Matt Walter who took on the difficult role as Chairman of Selectors once again. This season we had five male players selected in the Queensland squad or better, so our congratulations go to Usman Khawaja, Jack Wildermuth, Mark Stekettee, Cameron Boyce and Lachlan Pfeffer.

A big thank you and congratulations to Greg Ball who once again took on the role of scorer for 2nd Grade this year and also ensured scoresheets were entered into MyCricket for all senior grades. Thanks also to Neil Stubbings for his efforts as 3rd Grade scorer.

## **JUNIORS**

The Executive sincerely thanks the Junior Management Committee for successfully organising 102 teams and 1287 players across grades from Under 8's to Open, as well as the T20 Blast and In2Cricket programs. I have said it before, but somehow the JMC achieves what seems impossible each season, with massive numbers of players. It is very pleasing to note the increasing number of young girls playing in the junior ranks. Thanks to long serving member Clinton Kempnich for managing such a dedicated team this year, along with his efforts as the Junior Coaching Director.

Special thanks must also go to Kaz Willis for administering the All Abilities Program at the club this year. The program was a great success and ensures more children enjoy the game we love.

Congratulations to the players, coaches and managers of the following Junior Premiership winning teams:

- U15 Orange
- U15 Grey
- U14 Green
- U13 Orange
- U13 Navy

Clinton Kempnich continued the very popular specialist coaching sessions for the players, as well as sessions to coach the coaches. Coaches and players from neighbouring junior cricket clubs have also been invited to some these sessions. This interaction between clubs has been very well received. In coming seasons we are hopeful that there will be an increased focus on specialist coaching for our junior players. Once again, many Valley juniors were introduced to senior cricket during the season. The pathways program continues to be a remarkable success and is one of the reasons I feel our club is heading in the right direction with a bright future. This program helps make a young player's transition into the senior ranks more enjoyable and less intimidating. Although not everyone can play First Grade, there is always room for young, enthusiastic club members throughout the grades and for them to become part of the great Valley family.

## **GIRLS/WOMEN'S CRICKET**

In our seventh year back in senior women's competition we once again fielded teams in both First and Second Grade, along with the Paul Pink Shield, all under the guidance of our new and very experienced coach Rob Smith. In First Grade we played in the Semi Final of the T20 competition. In all we had 219 female players this season (juniors & seniors), which is a great foundation to build on for future years. Congratulations to Charli Knott, Georgia Prestwidge & Mykala Hinkley who represented Queensland Fire and the Brisbane Heat.

## **CRICKET ACADEMY**

Peter Drinnen once again ran the cricket academy at the club, providing additional high-level coaching to many of our junior players. This fifth year was a great success and allowed us to channel some of the profits into more training equipment.

## **GROUNDS, WICKETS & BUILDINGS**

Thank you to Grant Mitchell who took on the portfolio to ensure our grounds, training facilities and buildings were prepared to the highest of standards. Much thanks must go to Richard Anderson and Bob Donker on their work in obtaining grants. We once again are working with GPS Rugby, State Government, Brisbane City Council and Queensland Cricket to provide the best facilities we can. A big thanks to Grant Mitchell and Richard Anderson who are our liaison people working with the rugby club. A huge thank you must also go to Queensland Cricket for the continuation of the curatorial program, which allowed for greater and more expert work on our grounds at a reduced cost.

## **SOCIAL EVENTS & FUND-RAISING**

Sponsorships are a major source of income that helps the club to further develop its facilities and coaching programs so a very sincere thank you to all our wonderful sponsors, particularly our major sponsor: Keith Dudgeon & family of Keith Dudgeon Cricket Specialist. A huge thank you to Matt Walter who took on the role of sponsorship co-ordinator. Many of our sponsors have been with us for a long time, which makes their support all the more significant.

The support of our sponsors should be greatly appreciated by all club members and we ask all members to in turn support our sponsors' businesses as much as possible. All our sponsors are listed on the back cover of this report.

Thank you to Donna Meredith for once again supervising the canteen and to everyone who volunteered during the season by either cooking the BBQ, serving behind the counter or cleaning up afterwards. Every dollar earned through the canteen and our functions is one less dollar we need to raise from fees. Trophy Night this year was back to the Paddo Tavern and a very enjoyable night was had by the large number that turned up.

#### **CRICKET COMMITTEES**

Thanks to former First Grade skipper Brett Neill (senior men's committee) and Della Wood (senior women's committee) for chairing these two committees. Thanks to the rest of the members of the Cricket Committees, who once again managed much of the day to day running of our senior cricket programs. Their advice and recommendations to the Executive regarding captaincies, coaching and player conduct were of the highest order.

#### **VALLEY CRICKET SUPPORTER'S ASSOCIATION**

Thank you to the Supporter's Association led by club president Peter Easton, for the support you provide to the club and for creating an environment where past players can still be actively involved.

#### **OBITUARIES**

The club extends condolences to anyone who lost loved ones during the past year.

#### **THE ANNUAL REPORT**

Thank you to all involved in the production of this Annual Report, particularly to Pat Culpan for compiling senior statistics and records, Amy Lee for the junior statistics, and Peter Kent for compiling/editing the report.

#### **THE EXECUTIVE COMMITTEE**

Thank you to all members of the Executive Committee for their efforts and support during the year. Their availability to discuss and resolve issues whenever they arise is much appreciated. Special thanks once again to our club secretary Grant Mitchell whose tireless daily input goes well beyond his secretariat role. Thanks also to life member and former club chairman Peter Kent for the work he does as bookkeeper for the club, taking much of the pressure off the Treasurer.

#### **MEETINGS**

The Executive Committee met 11 times during the year after the Annual General Meeting of 7th August 2020, as did the Junior Management Committee. Pat Culpan and Grant Mitchell were the Club's delegates to Queensland Cricket's General Meetings and Annual General Meeting and Steve Gode was delegate to the Queensland Sub District Cricket Association. Mark Irwin was a member of the Queensland Sub Districts Cricket Association Management Committee. Chris Zipf and Craig Willis were our delegates to the Brisbane North Junior Cricket Association's meetings.

#### **IN CLOSING**

Finally, thank you once again to our Office Bearers, Committee Members, sponsors, coaches, managers, selectors, captains, scorers, grounds and canteen helpers, and all volunteers for their efforts and support throughout the year. Your contributions are absolutely vital to the running of the club and are greatly appreciated. A special thank you to the families and partners of our tireless workers not only for putting up with the extraordinary amount of time these workers spend on club matters, but in many cases assisting yourself in ensuring the largest cricket club in Australia (and possibly the world) continues to grow from strength to strength and keep youth busy in sport. On behalf of the Executive Committee, I have pleasure in presenting our 121st Annual Report and Financial Statement.

**Pat Culpan**  
**Executive Chairman**



Ladies First Grade ready to play Sandgate Redcliffe on Norm McMahon Oval under lights.

## VALLEY CRICKET SUPPORTER'S ASSOCIATION

The Valley Supporter's Association (VSA) would first and foremost like to acknowledge the fantastic contribution all our club volunteers make to our club each and every season. This band of unpaid helpers work tirelessly across all our club committees, coaching, scoring and weekly ground maintenance just to name a few and without their help, our wonderful club would not be in the great position we are in today.

One of the great initiatives undertaken by these volunteers and the club this year was the All Abilities Program which was championed by Kaz Willis. This program provided cricketing opportunities to girls and boys who may not necessarily get the opportunity to play our great game and the VSA would like to extend our heartfelt congratulations to Kaz and everyone else on making this program the success it was and will continue to be.

The Valley Supporters Association had another successful year in 20/21, with more members joining the association through our membership drive, which club patron and cricketing great Allan Border was more than happy to assist us with. Through the VSA membership financial contributions, the association continues to provide financial assistance to the club. This has now surpassed \$25,000 in the past few years and the 2021/22 season will see another big contribution made by the association to assist the club with the planned net upgrade.

Anyone who is not a member of the VSA and would like to join for just \$120/year, can do so by following the links on the website or by contacting Matt Walter at the club. Along with a yearly payment option, we now have a direct debit payment option of \$30/quarter which makes this a very affordable way to assist the club with all the projects we undertake. Your membership also includes a VDCC clothing item and your trophy night entry ticket!!

Well done to all our teams on your playing performance across the season. Although we were unable to secure a senior premiership in 2020/21, we have a large number of good young players across all grades that will no doubt see us taste continued premiership glory in future seasons.

Lastly, the Valley Supporters Association would like to congratulate retiring First Grade captain, Andrew Gode, on his magnificent career with the club. Andrew's contribution has been outstanding across all forms and whilst he didn't get the higher honours he thoroughly deserved, Andrew will always be remembered among the greatest players our club has ever seen. Well done and good luck Andrew!!

Thanks again to all our members and supporters and as always, Go Valleys!!

**Chris Lanagan, on behalf of:  
Peter Easton (President)  
Ph. (07) 3355 3044**



## GENERAL MANAGER'S REPORT

In July 2020 the Executive made the decision to venture into the unknown by putting a full time General Manager on at Valley District Cricket Club. I was lucky enough to be selected for that position. Having been involved at the club for 9 years as a player, Executive member and volunteer I feel very privileged to be in the position and I'm absolutely loving the challenge it brings.

The 2020/21 season has seen the club go through rather unscathed from Covid 19 and relatively unscathed with weather, with only one weekend of cricket cancelled due to the pandemic. This has allowed the club to operate at full capacity, providing members the opportunity to play as much cricket as possible. This has also allowed our canteen to thrive, opening on more nights than we ever have before, although this comes with a toll on our volunteers who have put in effort to make it such a great experience. I want to take the time to thank our canteen assistants in particular Donna, Robyn and Allan who put countless hours in to managing the canteen every single weekend. Thank you to everyone who supported the canteen this year, every dollar you spend goes straight back in to the club.

A massive thank you to all of our sponsors this year beginning with our Major Sponsor Keith Dudgeon Cricket Specialists. Our Silver partners Midas Ashgrove and Physioworks Ashgrove, our Bronze partners, Brisbane Isuzu, Meat at Billy's, Inline Construction, Tooth Dental, and our Community partners, Rufus King Seafoods and Fitness4U. Without our sponsors we would not be where we are today and the club would look very different.

The Valley Supporters Association this season launched their new membership drive, with none other than Allan Border announcing the initiative. The association has long supported the club by fundraising for different items that the club requires such as lights, cricket equipment, or machinery. The VSA will continue to go from strength to strength over the next few years and I very much look forward to working with this fantastic group of people next season.

Our clothing manufacturer Kukri have been a great asset to the club this season, in particular allowing us to launch our online shop. What I love most is being able to provide many different merchandise options to supporters and players. In the past this wasn't possible due to the significant cost of having stock on hand, but the online shop removes this barrier and allows members to purchase exactly what they like. The options available will continue to grow as we develop this shop further for our members.

The clubs mowing enterprise agreement with Brisbane City Council provided a challenging, yet successful season for the club. Many of the challenges resulted from the amount of work our equipment undertook through summer and the winter break will allow us to undertake some major servicing. We are always endeavouring to improve the quality of our cuts and having some new equipment next season will allow us to increase our output dramatically.

We were lucky enough to run a few social events this year, including 'That Valley's Soiree' which was a huge success and will now be an annual event for our Junior parents. We also ran a poker night, a curry night, and our usual family fun night. Keep an eye out for some more events next season, especially around our first home game of the season.

Our home ground here at Yoku Road has never looked better. Ollie continues to improve and this season was no different. The outfielders were helped this season with a solid amount of rain that fortunately didn't impact too much cricket. Thank you to Ollie, Lindsay, Peter, Prosta, Don and Harry for their work throughout the season in preparing the wickets and producing a fantastic facility for our members to play cricket on. Whether you are a Junior Blaster or First Grade player there's nothing better than playing cricket on our pristine ovals.

Finally, I just want to say thank you to the Executive for the support they have provided me throughout the season. I would like to thank the JMC for all of the work they have done this season, in particular Amy Lee and Kaz Willis who have benchmarked the standards in attention to detail, work ethic, and passion for the club. I want to thank Peter Kent aka Super for his patience as I get my head around everything that happens at the club and I also want to thank him for the countless hours he puts in to the club. He is a serious backbone to this club as I'm sure a lot of you are aware. I want to thank Pat Culpan for the many hours of phone calls, explaining and answering my 1000's of questions.

Finally, I want to thank Grant Mitchell for all the guidance, the vision and trust he's provided me in this role. Pat and Grant have both been critical to this club since I joined in 2012. Pat's depth of knowledge on the intricate details that keep this club afloat is second to none, and for Grant, the number of hours, countless hours, that he spends here at the club managing club items is astounding. The club is extremely fortunate to have these two gentlemen involved and I can't thank them enough for everything they've done this season.

I look forward to and am excited about the upcoming season, because I'm sure it will be even more successful than 2020/21. Don't forget to get down to the club and support the Valley Diehards.

Go Valleys.

Matt Walter  
**General Manager**

# COACHING REPORTS

## DIRECTOR OF COACHING

How is success measured? When we reflect on the 2020-2021 season, if results are the yard stick, the club has not been as successful as we would have liked. Yet when I stop and think about the club and the role it plays in the community, there is so much more that is important and you could argue, more important than results.

Please don't misinterpret that comment, I have not known a coach that doesn't prepare their side to win nor do I know any players that take the field without a strong desire to seek victory. Some seasons simply provide more challenges than others and this may be reflected in the results. Not excuses, simply rationales for performances that have not been as strong as in the past.

This season saw players leave for what they felt may have been improved opportunities at other clubs. Injuries and unavailabilities were also significant and this great club is a victim of its own success, having a strong representation of State and Australian players whose availability is minimal. Their shoes are extremely hard to fill, although these circumstances provide opportunities for others, which is exciting for players who accept those opportunities and make the most of them. Also, our ability to attract players is also made harder due to the fact that players will deem opportunities to be less at a club with such strong representation at the higher levels.

The club is in a transitional phase with Andrew Gode retiring from red ball cricket, opening the door for Josh Neill to take over the reins and lead a group of extremely talented young players. Josh and his squad have a wonderful opportunity to not only shape the direction of the senior squad, but also to implement a culture that will see the club cement itself again as a force across all grades. Depth is vital to any club's success and this is also a part of the focus moving forward.

Revisiting my earlier point, success is measured in so many ways. Now I would like to remind everyone of what this great club has delivered on this past season. The club has a duty to its key stakeholders, sponsors, the community and its players and it has had an incredibly successful season delivering the following:

- Playing opportunities for 252 senior cricketers, male and female.
- Fielding 18 senior teams, male and female including Taveners.
- 8 Australian, State or Heat contracted players.
- Playing opportunities for 1287 junior cricketers, male and female.
- Added more programs to our VDCC Academy.
- In 2019-2020 season we had 250 young players through the Academy, in the 2020-2021 season we had 461.
- Coaching opportunities and financial support for many of our up and coming coaches within the Academy program.
- Hugely successful and rewarding All Abilities Program.
- Very successful Master and Junior Blasters Programs.

Valley District Cricket Club has had an incredibly successful season, delivering so many opportunities to so many people across all ranges of ability and that is the role of a community cricket club. Winning and losing is a part of the game, but there is far more to being successful.

I would like to acknowledge the efforts of a few people. Brad Murphy, head coach of the club. Known as Spud, this man works tirelessly 4 nights a week and then every weekend supporting all players within the club regardless of their level. Whether he is driving to the coast to throw balls to Stevo or staying back after training to sidearm to lower grade players, Spud's contribution across the season is significant. His passion for the game is immense and I feel that a large amount of his work goes unnoticed. Spud, thank you.

Matt Walter has taken on and done an incredible job of the most demanding role within world cricket, VDCC Chairman of Selectors. This is never easy with one side, let alone 9. Well done Walts.

There are many others too. Amy and Kaz provide immense support to the Academy, with Kaz also the key driver of the wonderful All Abilities Program. Patty, Neilly, Mitch, George, Ollie on the grounds, just to name a few. This club is made up of so many quality hardworking individuals, without them, it simply would not operate. There are many more in behind the scenes that play their part and we must never forget the contributions from our sponsors. To all, many thanks.

Lastly to Andrew Gode, retiring from the red ball game is significant. For me the longer version is where the game is at, it is the true measure of a cricketer and if you look over Andrew's stats in all skill sets, he has been a remarkable player for the club for a long period. Andrew, many congratulations on a superb career in this format and all the very best with your next chapter of life.

The future for the club appears exciting with such a young bunch of players across both the male and female programs. We will continue to provide opportunities for them to maximise their potential. Ultimately though, they must take charge and drive this club forward by striving to become the very best person/player they can, whilst contributing to a culture that is built on fun and respect for the game and all who are involved in it.

I'm looking forward to the 2021-2022 season. Good luck all.

**Peter Drinnen**  
**Director of Coaching**

## **CLUB AND FIRST GRADE COACHING REPORT**

All in all this was a disappointing season throughout the club. Where in the recent past we have been strong throughout all grades, this summer we lacked depth for various reasons – the main one being the loss of quite a few higher grade cricketers leading into the season.

Nevertheless, this gave other players opportunities where they may not have had them. Looking to the future this will hopefully mean that these guys can take on board this past summer's experience and work accordingly to improve.

In First Grade we held onto faint hopes of scraping into the semis until round 10, which probably told the story of how broken the competition really was, as 6 wins is a minimal amount to deserve semi status and we were not at that mark.

We still had our large party of representative players, so we did not see much of those guys for a large part of the summer. Of those players, Mark Steketee was deservedly selected in the Australian Test squad to tour South Africa (unfortunately it was cancelled).

We saw improvements in the batting department by some players, notably Josh Neill and Jack Beath, but others slipped a little in performance. That made it hard for team consistency.

In the bowling department, much relied upon warhorse captain Andrew Gode and hugely improved fast bowler Donal Whyte to gain breakthroughs, hence we really struggled to bowl sides out regularly. Young spinner Zanden Jeh was however very solid in the shorter forms of the game and was rewarded with a spot in the end of season Under 19 games for Qld v NSW.

Debuts were made by spinners Cameron Boyce, who came across from Toombul, and Palam Singh, fast bowlers Sahil Puri, Harry Collier and Joey Pratt and schoolboy batsman Hugh Weibgen. All of these players can indeed be important parts of our senior squad into the future. Unfortunately to add to our pre-season player departures, Sahil Puri moved interstate halfway through the season and Cameron Boyce missed many games because of injury/illness. In a nutshell these losses shattered our usual depth, which had a knock-on effect on lower grades.

Veteran captain Andrew Gode has decided to only play the short forms of the game next season, so he will be a massive loss in the two dayers, but it is great that he is not lost entirely. His record is so very good and no doubt there will be other articles on him in this report, but I must say that he has been an excellent player for Valleys and should have played First Class and/or Big Bash level. We salute his efforts as both a player and captain and look forward to him hanging in a little longer in our white ball games.

Thanks to scorer Pat Culpan, manager Jimmy Shinnick and all of our supporters for your fine efforts this season around our First Grade team.

Second Grade finished at the bottom of the table, yet time and time again they were in winning positions only to waste those chances. This team contains a lot of younger lads who now have a couple of years under their belts, so if they indeed wish to go on and play First Grade and in some cases First Class Cricket they all have some questions to answer. The talent is absolutely there. The opportunity will be there for the next few seasons if they are willing to make a few sacrifices and work harder for success.

This team had three captains through the season because of unavoidable circumstances, these being firstly and briefly Josh Neill prior to his promotion back into First Grade, returning veteran clubman Adam Lockhart-Krause before he also was called back into the top grade and towards the end experienced player Luke Stutter to finish off the season. Thanks to all of these guys for looking after such a young group. Next season this is a very important grade no doubt.

As for our other grades, as previously mentioned we just didn't have the cattle to make an impression in 3rds, 4ths or 5ths. It was left to both 6<sup>th</sup> Grade teams to fight out a semi final, which resulted in 6(2)'s moving through to contest the final against Redlands. This game was a nail-biter for first innings points where we went down by one wicket, then succumbed to an outright defeat in trying to turn the result around. A great effort by Jimmy Johnston's boys nevertheless.

Of our Subbies teams the B team narrowly missed the semis and the Cs lost their semi to Wolston Park. A big word of thanks to all of the lower grade captains and helpers which includes our great band of scorers each week. Thank you all.

After many seasons in the tough role of Chairman of Selectors, Matt Walter has decided to have a spell. This is a tough and thankless job and Walts has been really fantastic. Time now for someone else to contribute for a while in this position.

The Tavs were steady this year and a few of these young lads played the odd game of grade, so we look forward to seeing more of them next season. Thanks to Nick and Dave once more for doing fine jobs as coach and manager.

The 19's were back on the fixture list this season and after a slowish start we only just missed the final. Plenty of this group will be a part of future First Grade teams in the near future and a great effort was put in by joint coaches Josh Neill and Donny Whyte who ensured the spirit in the team was excellent each game.

We are lucky to have such a great coaching staff on board which is overseen by Director Peter Drinnen, who also runs the very successful Valley Academy. Drinno loves his work at Valleys and is a massive part of the furniture. We had former club playing legend Brett Henschell as spin coach for the first half of the season and our fast bowling coach again was Matt Petrie, who is a fine mentor for our quicks. Not to be forgotten is the massive effort that Adam Lockhart-Krause contributed with the fielding sessions throughout the summer. I love working with all of these blokes. All solid Diehard men!

Thanks again to Brett Neill our Chairman of Cricket, groundstaff, supporters, sponsors – especially Physioworks, and of course to Peter Easton, Grant Mitchell and the committee for your ongoing support.

After this year's performance hiccup, the coaching staff will consult with the players over the off season and make some changes. I am confident that we will rebound next season in all grades.

**Brad Murphy**  
**Club Coach & First Grade Coach**

## UNDER 16 L/T GRADE COACHING REPORT

Valleys Taverners 2021:

Hugh Weiben (Captain), Angus Tolhurst, Charlie Thomas, Ethan Dupayne, John Joyce, Ryan Harten, Oliver Spence, Max Clarke, Matthew Trotter, Max Hrstich, Marcus Zipf, Lachie Mackay, Sam Loch, Aiden O'Connell, Cal Vidler, Joe Sorby, Saxon Jeh, Fin Roantree.

The Taverners season was one of outstanding performances from a group of young men who were left frustratingly unrewarded for their efforts. Pre-season trials, often thwarted by weather, finally brought together an impressive squad, ten of whom were returning from last year – three of those padding up for their third Taverners season.

Round One was away to Souths and we were sent in with the threat of weather about. A slow start saw us building towards a moderate total, however the forecast showers arrived at just the wrong time of our inning surge, with DL setting a revised total. To their credit, Souths batted well and despite us striking often they required 8 runs to win from the final over and their last remaining batsmen backed his eye to hit them to victory.

It was to be our only loss of the season

Round Two would prove to be a defining moment of the season and summed up the lack of good fortune we would have throughout. Keen to rebound from the first game we travelled to Maryborough the play Wide Bay. Weather was again to have its say and after dominating early, play was abandoned with us having them 3-30 after 21 overs and staring at a potential big bonus point win. To make matters worse, every other game of the round was played to conclusion in sunny Brisbane.

Our first home game of the season was against a strong Ipswich side, however a great new ball bowling effort had them wobbling 5 down at drinks. They responded with lower order partnerships to post a below par 160. Rising Star Cal Vilder was outstanding, bagging a 5 wicket haul. In reply we had our own dramas and looked all but gone at 8-95 but both Ryan Harten and then Vidler rolled up the sleeves to allow 'The Finisher' John Joyce to show class and maturity to guide us to the win with a fine hand.

The Ipswich game sparked the boys into action and we would go on to win our next three games against Darling Downs, Wests and double bonus points against last season's champions Wynnum, in a dominant all round display. The Darling Downs game was highlighted by a record unbroken 150 run partnership between Angus Tolhurst and Ethan Dupayne.

After giving the competition a 10 point head start after two games, we had worked our way into the top four at the half way point and travelled to university with the wind in our sails. Unfortunately that wind was to blow in heavy storms that curtailed our innings again and for much of the afternoon looked to have ended the game, however remarkable drainage saw to a DL target made. After disposing of their top order in no time Uni continued to play freely in an all or nothing approach that suited the abbreviated target. Requiring two to win from the last ball in almost darkness, they scrambled through for a match tying bye.

Disappointed by that result, we vented our frustrations on "table topping" Sunshine Coast. Making light work of their total, we chased it down in 28 overs, led by a century to skipper Hugh Weiben.

We followed this with the one disappointing display of the season, albeit for just half of the game against Gold Coast. Poor shot selection and runouts saw us up against it. Having posted a well below par total of 133, a strong Gold Coast batting unit were short priced favourites. With our season on the line the challenge brought the best out of the team, a first over wicket setting in motion a remarkable against the odds win. Marcus Zipf had a great day out with the ball, snaring three important wickets.

Our final game of the regular season was against Toombul, who having enjoyed a good run on the other side of the draw were almost certain to make the finals. We on the other hand, with the cards dealt for us were relying on other results going our way, along with having to win. We set about this task on a mission, never needing extra incentive. We won the toss and flexed our batting muscle with a fine 100+ opening partnership from Spence and Clarke. Adding the skipper into the mix, at one point we looked set for 300 before settling for an imposing 260.

Revved up we entered the field determined to blast their batsmen off Norm McMahan oval. Another early wicket from Charlie Thomas put Toombul on their heels and with them never in the chase, they meekly spluttered along in an attempt to bat out the overs.

All the while coaching staff, parents and anyone else interested had one eye on the Souths/Wests game, with us needing a Wests victory for us to make finals. With our win no longer in doubt and the Souths run chase wobbling, the mood for all remained tense with our attention starting to focus more on our iphone than Norm Macmahon. With the fall of the 9th Souths wicket an audible sigh of relief and delight was heard around the ground, however this teasing development across town was to bring on a barely believable run-a-ball 10th wicket stand of 55 for Souths.

So it was almost apt that our fate was confirmed by a bumbling Wests failed run out that gifted Souths the win and a finals berth at the expense of this mighty group of Valleys Diehards, who were about to walk off Norm McMahan oval dominant winners over a hapless grand final bound Toombul.

There were tears shed in the aftermatch huddle, but nothing could wash away the enormous pride the coaching staff and parents had in the entire squad. As frustrating as the season was for them at times, they all conducted themselves as fine representatives of this proud club. A club that is in good hands as these young men rise through the grade ranks.

I would like to thank the club for the opportunity in this role over the past two seasons and have felt privileged to be in the position. It has been made all the easier with the sure hand and experience of Dave Walker at my side, always doing the many untold tasks that make for a smooth running and enjoyable season. Also indispensable was Mark Weibgen, whose input provided a detailed knowledge of the game whilst always knowing the right tone to take when addressing the group.

**Nick Thomas**  
**Under 16 Lord's Taverners Coach**

## WOMEN'S CRICKET REPORT

The 2020/21 season for the VDCC senior Women's Program could well be described as a season of missed opportunities.

The season began with the cloud of the global pandemic hanging over the pre-season and the season itself with great uncertainty as to the playing schedule, the impact of representative cricket and the lingering seasons of winter sports. In the shuffle and uncertainty, we did lose a number of players who decided to move on, while due to the young average age of the group, many others were not able to commit to the full cricket schedule due to school studies, other sports and injury.

However, despite the weekly uncertainty of availability, we managed to put strong teams on the field for most of the season. Both first and second grade teams proved they could match any side in their respective competitions and in fact made constant finals claims throughout.

This season, VDCC was represented by three great club ambassadors Mikayla Hinkley, Charli Knott and Georgia Prestwidge in both the Brisbane Heat and Queensland Fire Squads. Having many representative players presents opportunities to others within the group to play cricket at the higher level than they may otherwise have seen themselves playing. This exposure opened the girls' eyes to what it really takes to compete at such a high level skills-wise, mentally and physically.

We were also represented in the Queensland State Challenge series by Lucy Bourke, Eden Colen, Sianna Ginger, Abby Harris, Sierra Jeh, Sofi Maddox and Meg McCartney. This bodes well not only for the women's cricket program at VDCC, but also for new players that will join the club. We look forward to developing cricketers far beyond the Premier Cricket level.

The Katherine Raymont Shield (First Grade) team made the T20 semifinals as the third placed team, with some brilliant T20 results. In the one-day competition, the team had every opportunity to make the finals however a few stumbles throughout the season meant that although being tantalizing close, they were unable to secure a spot.

The First Grade season began in unusual circumstances on a beautiful spring day, with a draw at the Sunshine Coast due to a wet ground. The season then became a roller coaster ride of results, with the next three games producing close losses to Sandgate and Wests, with a tie versus University. Following this slow start with inconsistent batting and many dropped chances that may have swung those games, the First Grade team went on a win streak versus Wynnum (4-140 to 7-68), Sunshine Coast (4-162 to 61), Sandgate-Redcliffe (0-106 to 9-104), Sunshine Coast (4-150 to 8-80), Ipswich (1-108 to 7-106) before dropped catches and batting collapses again saw results not go our way.

The rest of the season was dotted with big wins, including a demolition of Wests in a week where we were struggling to field teams (250 to 9-46) and against Ipswich (4-334 to 180). With so many big wins this season we proved what a capable group of players we had, however we had too many games with missed chances. It was our lack of application to batting out overs and some dropped catches that got in our way of more success this season.

The Jodie Fields (Second Grade) team were right in the finals hunt pre-Christmas break, with some brilliant performances. However due to large numbers of players being unavailable after Christmas, a few games were played short or with some of our junior players lending a hand. Again, a few missed chances saw the team finish mid table.

The Second Grade team was made up of a great group of young developing cricketers who benefitted from the addition of some experienced players throughout the season. Under the leadership of Christie Lewis, the team got off to a flyer with good wins against Sandgate and Gold Coast. In round 3 they were on the way to a big total against Redlands when play had to be abandoned. Unfortunately, in round 4 we were only able to field 9 players and went down to Ipswich with only 4 balls remaining. The team continued to have mixed results, including a small slump post-Christmas which cost them a finals spot.

The highlight of the season was the solidification of the Kirby Short Cup T20 competition, in which we fielded two teams of young players. This is a great initiative to encourage young players to continue their playing, serving as a link to the senior program. One of our Kirby Short teams placed in the top three and making finals. The players in this competition were afforded the opportunity to play competitive cricket with a social and developmental edge and it was exciting to watch these players develop throughout the season. I am sure that we will see many of these players make the successful transition to senior teams in the near future.

Our Paul Pink Shield team was the unfortunate victim of the wet conditions that hit in the holiday period, with the team only able to complete two of their scheduled games. We were fortunate that many of these girls made themselves available for the aforementioned Kirby Short Cup.

Thank you to our coaching staff of Colin Wade, Tom Gibson, Matt Carr, Maurice McNeill, Jason Pearce and Peter Ryan. In addition, we must also thank Ryan Searle and Logan Wade of the Brisbane Bandits who spent 10 weeks with the entire women's squad working on ground fielding and throwing technique. Thanks also to our Captains Christina Coulson who was also busy with college practicums, Lexie Muller who had a great personal year and stepped in to co-captain and Christie Lewis who played mother hen in seconds leading from the front. All on field activities would not be possible without the hard work done behind the scenes by the Women's Committee members and Club Executive. We are also fortunate to have such a wonderful group of scorers who work tirelessly through the season, led by Dave Coulson.

Final mention must go to the return of Leteysha Randall again, as she made herself available as an amazing fill in on many occasions. Let's hope Johnny Farnham continues these comeback tours.

It is important to remember that the senior Women's Premier competition is a stepping stone to Queensland Fire, Brisbane Heat and ultimately Australian playing opportunities. It is a privilege and an opportunity for players to be just one or two steps away from a professional cricket career, but another level of commitment is required to be successful. Younger players who wish to play at this highly competitive level need to take responsibility and apply themselves to be up to the task. Fortunately, thanks to initiatives like the Kirby Short Cup, there is a more social alternative available in which they can enjoy the team atmosphere without the expectations of high-grade Premier Cricket, while giving those young cricketers with aspirations the opportunity to step forward and gain rewards for their efforts and commitment.

It was a privilege to be able to coach and work with this group of girls across what is a long season (especially when some players begin working on their games as early as July). Hopefully all of the players that I have had the opportunity to mentor have not only enjoyed their time in the program but have developed as cricketers, and more importantly, as people.



The talent and potential on display throughout the season was exciting to say the least and together we look forward to setting our sights on further success as a club and as individuals. We will be raising expectations again in our quest to not only be successful on the field and in the production of players in premier cricket, but also by becoming the Club of Choice for talented players around Queensland.

There's no question all of the girls are excited at the challenges that lie ahead. They are prepared to do whatever it takes across the winter months and through pre-season to better themselves individually for the good of the team as we hunt more success in season 2021/22.

I'd like to thank the entire club for the support of the Women's program. We all understand the benefits that are afforded to the club and its people with full integration of a women and men's program and we are no doubt looking to stay leaders of the pack in that regard.

We look forward to scaling new heights & bringing home more 'W's' in season 2021/22!!

**Rob Smith**  
**Women's Cricket Coach**



Rob Smith, ready to take on his new role as Women's Cricket Coach.

## ALL ABILITIES PROGRAM

What started as a “wouldn't it be great” conversation in 2019 around developing a cricket program for children with an intellectual disability, is building momentum.

Instead of limiting the children to a one day “come and try”, Valleys has set up a program to cover a variety of skills that are modified to cater for all of the children’s special needs. The program also enables them to experience aspects of cricket over a 4-week period in an inclusive environment. With the ultimate goal being to give the children a pathway for ongoing cricket participation into the future via the Special Olympics Cricket pathway.

The first pilot program in February 2020 (squeezed in just before COVID) gave us the opportunity to work with Special Olympics Queensland (SOQ) to evaluate the best ways to interact with the children, what activities provided them with the right balance of stimulation and enjoyment, and what skills our coaches needed to have to ensure the children had the best possible experience. 28 children registered for this first program, some coming from as far away as Ipswich and Caboolture!

In the off-season Clinton Kempnich (George), our Junior Director of Coaching, developed a skills program specifically adapted for children with Autism Spectrum Disorder (ASD) and special needs. The effort to put this together cannot be underestimated as it had to take into account the children’s ability to process instructions, but also any limitations on movement. Safety and the ability to modify based on ability were also paramount. From myself and all the children – thank you George for your ongoing efforts and support!

It was the selection and training of coaches where we next focused our attention before the November 2020 program commenced. Working with children with special needs requires a balance of knowledge, understanding and the ability to think on your feet! No matter what plan was in place each week for the children, they usually had other ideas – which made it all the more enjoyable for them – and us!

We had a number of wonderful coaches step forward from our Valleys family. Each of them completed training through THE SOA Learn platform on understanding and coaching children with Autism Spectrum Disorder (ASD). The training provided a wonderful insight into these very special children. My heartfelt thanks to our coaches who gave so fully and generously of their time:

Clinton and Barbara Kempnich, Steve Gode, Luke Garske, Andrew and Tom Francey, Tony and Sam Lewis, Steve Barwell, Craig, Cameron and Harrison Willis, Jacqui and Ethan Du Payne, Kiara Wood, Dan Matheson, Marcus Zipf, and Dylan Gant.

Next task was to seek corporate sponsorship to cover the costs of coaching staff, equipment and further development of the program. We were overwhelmed by the number of businesses that wanted to support us. We sincerely thank the following sponsors:

Lions Ashgrove/The Gap  
Special Olympics Queensland  
Jims Financial Services – Steve Gode  
Priority Residential – Katrina Gibbons  
Prism Surgical  
Hart Sports  
Red Rooster Ashgrove  
Credit Union Australia (CUA)  
Conversio – Carbon Measurement Reporting & Verification  
Amicus Insurance Services  
Andrew Gode  
Ideal Locksmiths  
Reliance Precision Australia  
River Aus Constructions  
Highway Auto

As our season 2020/21 programs come to a close, I’m incredibly proud to say that we are building momentum, with Queensland Cricket looking to work with us to develop a pilot program that can be packaged and rolled out to other Clubs who are interested on offering inclusive programs. We are also working closely with a number of Special Schools across Brisbane to take elements of the program to them, and participating in the Variety Queensland “Activate” sports programs.

As I write this, I can reflect on what an incredibly busy season it has been in coordinating, promoting and improving the program. Don't get me wrong, it hasn't all been rainbows and unicorns! I still find it incredible that Valleys is the only Cricket Club in SE Queensland offering this type of program and some days it seems impossible to break through doors to advocate for these children. But as Nelson Mandela once said “It always seems impossible until it is done”. We're not done .... We're just beginning.

**Karen “Kaz” Willis**





## VALLEY DISTRICT CRICKET CLUB

### FINANCIAL REPORTS & STATEMENTS

#### TREASURER'S REPORT

With our 2020/21 financial year starting amidst the first extended lockdown for the COVID-19 pandemic, there was much uncertainty as to what the upcoming cricket season would bring. This made planning from a financial perspective a significant challenge and a challenge for which there was no historical precedent to follow. The Club was also faced with the need to progress the appointment of a general / operations manager to assist the Club's Executive in operating the club on a day-to-day basis, given the size of our operations. Despite the uncertainty faced by the COVID-19 pandemic, the Club could not afford to defer the appointment of this role moving forward.

Against the backdrop of these two key factors, the Club's Executive spent much time focused on the financial performance of the Club as the season progressed. Decisions pertaining to the necessity of expenditure were critically analysed to ensure that only critical expenditure items were incurred, reviews were undertaken in respect of cricket equipment held by the Club which could be sold to members at a discount given the preference for individuals to have access to personal equipment, rather than team kits, given the COVID-19 pandemic, and avenues for extending revenue streams were explored and an area of focus for Matt Walter, following his appointment as the general / operations manager for the Club. Many scenarios were modelled pertaining to playing numbers and what this would mean for our financial performance.

As the season progressed with lockdowns lifted, our player registrations exceeded the wildest of expectations, perhaps driven by a winter of children being unable to participate in organised sport to the usual degree. Despite these positive registration numbers, the Club held firm on its strategic focus pertaining to the Club's finances to ensure that the Club could build a sustainable financial position to withstand the impacts of any future lockdowns. As the summary below shows, this approach has proven to be extremely prudent and has placed the Club in a strong financial position to move forward. This will ensure the Club can withstand any future impacts of the COVID-19 pandemic, as well as begin executing on some of the Club's strategic priorities and continue improving facilities and experiences for our members.

From a financial perspective, some of the highlights of season 2020/21 include:

- A net surplus / (deficit) for the year of \$38,525 compared to a prior year net surplus / (deficit) of (\$23,359).
- A profit / (loss) before abnormal items of \$26,747 compared to a prior year profit / (loss) before abnormal items of (\$65,358).
- An operating surplus / (deficit) for the year of \$117,577 compared to a prior year operating surplus / (deficit) of \$21,133. This is effectively our cash profit excluding abnormal items.
- An increase of 7.36% in revenue derived from match fees and subscriptions, which totalled \$353,517 for the year. It is no mean feat to give so many young people the opportunity to play this great game and we would like to thank all of our playing members for choosing us as their Club. We look forward to welcoming you back again next season.
- Our canteen operations delivered the Club an increased profit of \$20,808 for the 2020/21 season, as compared to a profit in the previous year of \$6,335. Much credit for this result goes to Matt Walter and Donna, our canteen coordinator, who increased our canteen opening hours and focused on the cost of stock being purchased to ensure we were able to deliver this strong result.
- In the second year of our Brisbane City Council social enterprise agreement pertaining to the mowing of a number of junior fields and parks, we derived a profit of \$17,443 from this contract, which is an improvement on the prior year profit of \$5,937. Similar to the canteen operations, Matt Walter climbed into the management of this work for the Club to ensure that we were operating safely, efficiently, maintaining our equipment and providing a return to the Club from these services, both in a financial sense, but also in the form of better maintained fields for our junior players.
- Our VDCC Academy went from strength to strength in season 2020/21 with players signing up in unprecedented numbers, additional programs being added, and more of our Club members being given the opportunity to coach and develop our young cricketer's passion and enthusiasm for the game. Many thanks go to our Club Coaching and Academy Director, Peter Drinnen, who oversees this successful program.

A profit of \$17,686 for this season, compared to a profit from the prior season of \$11,771, is a fantastic result and means that the Club can continue reinvesting into our equipment and training facilities for the benefit of all our members. Thank you to all of our players and families who chose the VDCC Academy over the past 12 months. We look forward to welcoming you back again for season 2021/22.

- Cash reserves totalled \$242,066 as at 30 April 2021, compared to \$98,693 as at 30 April 2020. These cash reserves allow the Club to move forward into season 2021/22 with greater certainty around its ability to withstand the impacts of any further lockdowns arising from the COVID-19 pandemic. It also will allow the Club to progress the following capital expenditure / capital project items:
  - Purchase of a new mower for the delivery of our Brisbane City Council social enterprise agreement for the mowing of junior fields and parks;
  - Contribution towards new net facilities at Yoku Road; and
  - Contribution towards the construction of two new junior playing pitches at Mitchy Pony Club.
- The Club is aware of the need to remain competitive in terms of the price point at which our playing fees are set and continues to explore avenues for subsidising this income. Key focuses for the coming 12 months will be:
  - Further lobbying Cricket Australia / Queensland Cricket for increased funding to assist in meeting the resource demands of our Club – we have already seen some action being taken by Queensland Cricket to respond to the needs of clubs (on the back of collective Premier Club lobbying), however further work is still required, particularly to ensure that a club of our size is appropriately funded in comparison to clubs smaller in playing numbers;
  - Identifying new revenue income streams, particularly via the Past Players Association and through Business Membership programs, to assist the Club in strengthening relationships and connections across the Club, whilst bringing in additional revenue to assist the Club moving forward.
  - Continuing to target grant funding to assist with the funding of not only capital projects but also day-to-day operational costs and activities.
- As with any organisation, the Club was faced with expenditure increases during season 2020/21. Some of the more significant expenditure increases being:
  - Administrator and Game Development costs totalled \$95,638, in comparison to similar costs for the prior period of \$52,722. This was largely impacted by the recruitment of a general / operations manager, but also reflects greater time commitments required across other paid roles within the Club, particularly our junior program.
  - Ground maintenance costs for both our grounds at Yoku Road, as well as a number of junior grounds, which totalled \$151,833 or 25.76% of total revenue (last year 31.64%). This expense includes costs incurred with the additional revenue generated via the extension of our grass moving arrangements with the Brisbane City Council but was positively impacted by a full year of the QLD Cricket curatorial assistance program, which has helped to substantially reduce the costs associated with maintaining the playing facilities at Yoku Road; and
  - Coaching costs totalling \$102,656 or 29.04% of total match fees and subscriptions revenue (last year 27.53%). This is an area the Club is looking to continually invest in, particularly with respect to our Junior program.

- The Club continues to review its expenditure on an ongoing basis to ensure as much of the expenditure is directed to cricket related activities.

The financial result derived by the Club, when coupled with the Club's strong financial position, allows the Club to continue delivering improvements to the playing and training facilities offered to our members, reinvesting in the coaching and support offered to our playing members, as well as funding programs to allow more people to enjoy the great game of cricket (ie. All Abilities Program).

All of this would not be possible to be achieved without the support of all our players and families who make up this great club and we thank you very much for your ongoing support. On behalf of the Club, I would also like to pay particular thanks to the following supporters and volunteers who allow the Club to deliver on its commitment to 'keeping youth busy in sport':

- Our sponsors, many of whom have been impacted by the COVID-19 pandemic over the past 12 months yet continue to invest in the Club. We would not be able to achieve what we do as a club without your support, so it is greatly appreciated.
- Our volunteers across our juniors, women's and men's programs who are the beating heart of the Club. There are insufficient words to say thank you for the hours of sacrifice you make for the Club, the majority of which go largely unnoticed to many around our Club.
- The Queensland State Government for their ongoing support in contributing to larger capital projects the Club looks to execute to improve the facilities for our members. We are looking forward to seeing the outcomes of the net upgrade facilities in the winter of 2021, which would not have been possible without the commitment of \$100,000 from the Queensland State Government.
- Our volunteers who have served on various committees across the Club throughout season 2020/21. Whether it be cricket committees for the men's and ladies programs, the junior management committee, the supporters association or the Club's Executive. The contribution each and every one of you make in your roles is critical to the success of our Club. Your efforts do not go unnoticed.

The Club is currently undertake a strategic review of operations to plan for its next phase of growth and to ensure it continues to meet the needs of our members for today and the years to come. Over the course of the next 12 months, the Club's Executive, together with the Junior Management Committee and other sub committees, will start working towards a number of strategic actions in this regard. It is important that our financial performance and position is well managed to allow us to deliver on the strategic priorities identified in the process.

Finally, many thanks to Pat Culpan and Peter Kent who provide tremendous support and assistance in my role as club Treasurer. Peter Kent in particular continues to look after our books and makes my job super easy (pun intended). A big thank you also to Danny Malone as JMC Treasurer, the whole JMC, my fellow Executive members, other volunteers and our many sponsors who contribute to Keeping Youth Busy in Sport. Without each and every one of your valuable inputs we would not be in a position where we can offer the opportunity to so many young men and women, boys and girls the opportunity to experience the great game of cricket.

**Mark Jones**  
**Honorary Treasurer**

**INDEPENDENT AUDITOR'S REPORT**  
**TO THE MEMBERS OF**  
**VALLEY DISTRICT CRICKET CLUB INC.**

**Scope**

We have audited the Balance Sheet and Income & Expenditure Statement of the Valley District Cricket Club Inc for the year ended 30 April 2021.

The Office Bearers are responsible for the preparation and presentation of the Balance Sheet and Income & Expenditure Statement and the information contained therein. I have conducted an independent audit of the Balance Sheet and Income & Expenditure Statement in order to express an opinion on it to the members of the Valley District Cricket Club.

Our audit has been conducted in accordance with Australian Auditing Standards to provide reasonable assurance as to whether the Balance Sheet and Income & Expenditure Statement are free of material misstatement.

Our procedures included examination, on a test basis, of evidence supporting the amounts in the Balance Sheet and Income & Expenditure Statement and the evaluation of accounting policies and significant accounting estimates. These procedures have been undertaken to form an opinion as to whether, in all material respects, the Balance Sheet and Income & Expenditure Statement present a view which is consistent with our understanding of the financial position and the results of the operations of the Valley District Cricket Club.

The audit opinion expressed in this report has been formed on the above basis.

**Qualification**

It is not possible to establish control over donations, subscriptions and fund raising income prior to their entry into the accounting records, nor is it practical for me to ensure that all such income has been received and recorded. Our audit relating to donations, subscriptions, and fund raising income was therefore limited to the amounts recorded in the financial statements.

**Qualified Audit Opinion**

In our opinion, except for the effect, if any, on the Balance Sheet and Income & Expenditure Statement of the matter referred to in the qualification paragraph, the Balance Sheet and Income & Expenditure Statement presents fairly the financial position of the Valley District Cricket Club as at the 30 April 2021 and the results of its operations for the year then ended.

Mark B Irwin CPA  
Irwin & Associates Pty Ltd



As part of NAIDOC Week, Adrian Coolwell leads VDCC & Norths 1st & 2nd Grade teams in a Barefoot Circle at Yoku Road.

**VALLEY DISTRICT CRICKET CLUB INC.**

**PROFIT & LOSS STATEMENT FOR THE YEAR ENDED 30 APRIL 2021**

2020		2021
\$	<b>Income</b>	\$
	<b>CA/QCA Funding</b>	
100,479.18	ACA/CA/QCA Funding	111,299.81
416.67	QCA Lord Taverner's Sponsorship	416.67
<u>100,895.85</u>		<u>111,716.48</u>
	<b>Match Fees &amp; Subscriptions</b>	
83,096.05	Seniors	103,155.71
246,190.06	Juniors	250,361.01
<u>329,286.11</u>		<u>353,516.72</u>
	<b>Canteen</b>	
82,798.67	Sales	124,521.94
127.90	Club Social Functions	3,149.55
	Less: Cost of Sales	
<u>(76,591.70)</u>	Canteen Stock & Expenses	<u>(106,863.73)</u>
6,334.87		20,807.76
	<b>Other Income</b>	
28,980.91	Sponsorships	27,167.43
2,518.15	VDCC Old Boys Association	2,718.17
3,115.21	Ground & Clubhouse Hire	7,278.18
1,173.59	Bank Interest	795.22
20,880.19	Cricket Academy	22,667.19
(551.20)	Art Unions & Raffles	0.00
2,558.40	Merchandise Sales	10,214.06
64,225.46	Grass Cutting	18,442.36
500.00	Donations	1,909.09
372.73	Commissions	250.00
<u>123,773.44</u>		<u>91,441.70</u>
<u>560,290.27</u>	<b>Total Income</b>	<u>577,482.66</u>
	<b>Expenses</b>	
	<b>Fees &amp; Charges</b>	
3,795.46	QCA/Player Insurance	4,577.32
9,490.00	Qld Sub Districts Cricket Assoc.	8,735.00
17,522.73	Brisbane North Junior Cricket Assoc.	17,090.91
3,220.91	Warehouse Cricket Association	4,963.62
0.00	Other Junior Cricket Associations	0.00
<u>34,029.10</u>		<u>35,366.85</u>
	<b>Cricket Equipment &amp; Players Expenses</b>	
31,806.62	Cricket Ball Expenses	34,357.90
14,938.59	Cricket Equipment Expenses	1,865.66
703.63	Scorebooks	396.35
74,604.35	Coaching - Seniors	83,772.69
16,037.50	Coaching - Juniors	18,883.31
0.00	Trophy Night - Seniors	4,089.46
3,719.84	Trophy Day - Juniors	2,685.45
3,565.73	Annual Report	1,500.00
105,776.42	Club Shirts, Caps & Merchandise	38,464.19
<u>251,152.68</u>		<u>186,015.01</u>

PTO for further EXPENSES

2020		2021
\$	<b>EXPENSES (continued)</b>	\$
	<b>Grounds &amp; Building Expenses</b>	
93,553.62	Ground Maintenance	66,984.24
23,085.43	Groundsman - Wages	8,684.91
4,996.26	Superannuation (Groundsman)	289.04
464.64	Workers Compensation	1,965.72
(6,296.96)	Council Rates & Lease Charges	(9,611.18)
14,678.38	Machinery Repairs & Maintenance	2,698.18
1,070.00	Ground Hire Expense	6,295.44
1,585.55	Building Maintenance/Cleaning	3,255.92
2,427.76	Waste Disposal	1,558.94
16,267.95	General Insurance	15,934.73
<u>151,832.63</u>		<u>98,055.94</u>
	<b>Administration Expenses</b>	
1,638.22	Telephone	463.63
1,616.56	Stationery	562.94
8,792.65	Bank Charges	9,706.40
1,000.00	Donations	0.00
9,000.00	Honoraria	7,000.00
37,062.00	Administrators	73,573.36
15,660.00	Game Development	22,064.31
2,550.00	Live Streaming Costs	1,136.27
0.00	Government Charges & Fees	568.40
182.73	Postage & Shipping	195.13
3,838.82	Club Functions & Meetings	652.34
944.64	Advertising	600.00
3,292.44	Gas	1,668.69
13,514.98	Electricity	13,848.34
901.31	Computer, Website & Software Expenses	4,504.58
2,148.64	Audit & Bookkeeping Expenses	1,075.00
0.00	COVID-19 Related Expenses	2,848.10
<u>102,142.99</u>		<u>140,467.49</u>
539,157.40	<b>Total Operating Expenses</b>	459,905.29
<u>21,132.87</u>	<b>Operating Surplus / (Deficit)</b>	<u>117,577.37</u>
	<b>Depreciation &amp; Amortisation</b>	
20,981.08	Depreciation	20,950.91
65,088.65	Amortisation	66,021.95
421.21	Loss (Profit) on Disposal of Assets	3,857.61
<u>86,490.94</u>		<u>90,830.47</u>
<u>625,648.34</u>	<b>Total Expenses</b>	<u>550,735.76</u>
<u>(65,358.07)</u>	<b>Profit (Loss) Before Abnormal Items</b>	<u>26,746.90</u>
	<b>Abnormal Income</b>	
31,999.21	Grants	23,148.00
10,000.00	Federal Government Cash Flow Boost	10,000.00
	<b>Abnormal Expenses</b>	
(4,000.00)	Legal Costs	(21,370.00)
<u>(23,358.86)</u>	<b>Net Surplus / (Deficit)</b>	<u>38,524.90</u>

**VALLEY DISTRICT CRICKET CLUB INC.**  
**BALANCE SHEET AS AT 30 APRIL 2021**

2020		2021
\$		\$
	<b>Current Assets</b>	
	Cash on Hand	
22,116.89	Suncorp Cheque Account	16,139.51
74,685.01	Suncorp - VDCC Special Projects A/c	223,480.23
1,891.35	Suncorp - Cash Card Account	2,445.97
<u>98,693.25</u>	Total Cash on Hand	<u>242,065.71</u>
21,628.45	Stock	33,644.82
<u>16,352.56</u>	Sundry Debtors	<u>37,193.14</u>
		<u>70,837.96</u>
<u>136,674.26</u>	Total Current Assets	<u>312,903.67</u>
	<b>Current Liabilities</b>	
6,765.12	Trade Creditors	59,973.95
912.19	Other Creditors	2,357.09
4,630.71	Net GST Obligation	2,098.37
<u>12,308.02</u>	Total Current Liabilities	<u>64,429.41</u>
124,366.24	<b>Working Capital</b>	248,474.26
	<b>Non-Current Assets</b>	
	Buildings & Improvements	
3,176.84	Roller Shed at cost	3,176.84
136,222.27	Groundsman's 6-Bay Shed at cost	136,222.27
94,882.49	Pavilion (Peter Easton Oval)	94,882.49
163,670.68	Improvements at cost	163,670.68
(176,838.01)	Amortisation - Building & Improvements	(184,832.04)
<u>221,114.27</u>	Total Buildings & Improvements	<u>213,120.24</u>
	Plant, Machinery & Equipment	
305,911.59	Plant, Machinery & Equipment	286,558.09
(206,833.10)	Accum. Deprec. - Plant, Machinery & Equip.	(207,186.22)
<u>99,078.49</u>	Total Plant & Equipment	<u>79,371.87</u>
	Grounds	
409,821.88	Ground Redevelopment (at cost)	409,821.88
208,375.14	Field Lighting Project (at cost)	208,375.14
125,243.58	Nets Refurbishment 07/08 (at cost)	125,243.58
117,653.17	New Nets/Old Groundsman's Shed (at cost)	117,653.17
29,585.45	New Wicket - Jubilee Park	29,585.45
(434,201.90)	Amortisation - Grounds	(492,229.82)
<u>456,477.32</u>	Total Grounds	<u>398,449.40</u>
<u>776,670.08</u>	Total Non-Current Assets	<u>690,941.51</u>
	<b>Non-Current Liabilities</b>	
4,723.05	Vidler Memorial Trophy Trust	4,577.60
<u>4,723.05</u>	Total Non-Current Liabilities	<u>4,577.60</u>
<u><b>896,313.27</b></u>	<b>Net Assets</b>	<u><b>934,838.17</b></u>
	<b>Accumulated Funds</b>	
923,672.13	Balance 1 May 2020	896,313.27
(27,358.86)	Current Year Surplus / (Deficit)	38,524.90
<u><b>896,313.27</b></u>	<b>Total Accumulated Funds</b>	<u><b>934,838.17</b></u>



# TROPHIES & AWARDS

## Keith Dudgeon Sports Goods Trophy - First Grade Champion:

Mens: Donal Whyte - 97 runs, 37 wickets, 4 catches: 16.48 points

Ladies: Charli Knott - 570 runs, 19 wickets, 6 catches: 26.50 points

## Gill Chapman Trophy - First Grade Squad Encouragement Award:

Mens: Joey Pratt

Ladies: Holly Hogan

## Geoff Trivett Trophy - First Grade Limited Over Champion:

Lachlan Pfeffer - 670 runs, 6 catches: 21.90 points

## A.C. Dibdin Trophies for Lower Grades Club Champions:

Mens: Anthony Horgan (318 runs, 38 wickets, 11 catches: 28.04 points)

Ladies: Eleanor Swanepoel (198 runs, 8 wickets, 3 catches: 10.04 points)

## Peter Easton Trophy for the Foremost Under 18 Grade Players:

Mens: Tom Collier

Ladies: Lucy Bourke

## Ken Mossop Memorial Trophy for Most Runs in all Grades:

Charli Knott - 570 runs in Women's 1st Grade

## Norm McMahon Memorial Trophy for Most Wickets in all Grades:

Gopy Ramgharia - 41 wickets in 6th & C3 Grades

## Rav Heaps Trophy for Highest Score in all Grades:

Nick Stevens - 157 runs v Ipswich in 1st Grade

## C.R. Thorne Memorial Trophy for Highest Partnership all Grades:

Michael Toolis and Josh Neill - 246 runs v South Brisbane in 2nd Grade

## Doug Thorne Memorial Trophy for Best Bowling Performance:

Declan Walker - 8 / 36 v South Brisbane in 5th Grade

## Averages Trophies:

Qualification Rules: (Semi-Finals and Finals are included)

Batting: Senior Grades: Minimum 7 innings and 200 runs

U/16 Lord's Taverners: Minimum 4 innings, or two thirds of most number of innings, and 100 runs

Bowling: Senior Grades: Minimum 65 overs and 15 wickets

U/16 Lord's Taverners: Minimum 30 overs and 6 wickets

Women's 1st Grade Batting: Mikayla Hinkley - 518 runs @ 74.00

Women's 1st Grade Bowling: Ally Nagle - 15 wickets @ 10.60

Women's 2nd Grade Batting: Laine Sunderland - 210 runs @ 33.50

Women's 2nd Grade Bowling: Billie Ryan - 16 wickets @ 11.50

1st Grade Batting: Jack Beath - 436 runs @ 48.44

1st Grade Bowling: Don Whyte - 31 wickets @ 24.65

2nd Grade Batting: Michael Toolis - 414 runs @ 41.40

2nd Grade Bowling: Flynn Thomasson - 15 wickets @ 31.53

3rd Grade Batting: Tom Collier - 274 runs @ 45.67

3rd Grade Bowling: Calum Mackay - 25 wickets @ 22.12

4th Grade Batting: Alex Thompson - 250 runs @ 31.25

4th Grade Bowling: Damn Gale - 18 wickets @ 11.94

5th Grade Batting: Anthony Horgan - 318 runs @ 28.91

5th Grade Bowling: Anthony Horgan - 38 wickets @ 11.82

6th (1) Grade Batting: Kyle Coleman - 285 runs @ 40.71

6th (1) Grade Bowling: Kyle Coleman - 29 wickets @ 10.14

6th (2) Grade Batting: Jason Nowlan - 337 runs @ 25.92

6th (2) Grade Bowling: Gopy Ramgharia - 35 wickets @ 9.43

B3 Sub Districts Batting: no qualifiers

B3 Sub Districts Bowling: Steve Gode - 15 wickets @ 17.33

C3 Sub Districts Batting: Craig Willis - 438 runs @ 48.67

C3 Sub Districts Bowling: Shannon Bonfield - 16 wickets @ 10.99

U/16 LT Grade Batting: Hugh Webgen - 362 runs @ 90.50

U/16 LT Grade Bowling: Callum Vidler - 18 wickets @ 10.61

## Doug Murphy Memorial Trophy - Most Dismissals by Wicket Keeper:

John Joyce - 29 (25 catches & 4 stumpings) in 3rd, 4th & U16 LT Grades

## W. Leggat Memorial Trophies for Most Catches by a Fieldsman:

Owen Lynch - 13 catches

Bob Donker - 13 catches

## Hat Tricks

Genevieve Bond v Sunshine Coast in Jodie Fields Shield

## Frank Flynn Memorial Trophies:

Awarded to special club members who provided outstanding service and great club spirit: Callum Atchison

## Col Hov Memorial Encouragement Award Trophies:

Presented in recognition of the performances, potential and good attitude of these players: Dylan Hollins, Saxon Jeh, Billie Ryan and Elise O'Kane

## Frank & Noreen Vidler Memorial Trophy:

Awarded to the person who has made the most significant contribution to junior or youth cricket this season: Tracey McLagan

## Aggregate Awards

Women's 1st Grade Batting: Charli Knott - 570 runs

Women's 1st Grade Bowling: Christina Coulson - 19 wickets

Women's 2nd Grade Batting: Christie Lewis - 285 runs

Women's 2nd Grade Bowling: Billie Ryan - 16 wickets

1st Grade Two Day Batting: Jack Beath - 436 runs

1st Grade Two Day Bowling: Donal Whyte - 31 wickets

1st Grade One Day Batting: Lachlan Pfeffer - 499 runs

1st Grade One Day Bowling: Andrew Gode - 13 wickets

1st Grade T20 Batting: Jack Wildermuth - 253 runs

1st Grade T20 Bowling: Joey Pratt - 6 wickets

2nd Grade Two Day Batting: Michael Toolis - 414 runs

2nd Grade Two Day Bowling: Flynn Thomasson - 15 wickets

2nd Grade One Day Batting: Josh Neill - 190 runs

2nd Grade One Day Bowling: Joey Pratt - 7 wickets

2nd Grade T20 Batting: Adam Lockhart-Krause - 170 runs

2nd Grade T20 Bowling: Harry Collier - 7 wickets

3rd Grade Two Day Batting: Jacques Badenhort - 194 runs

3rd Grade Two Day Bowling: Calum Mackay - 21 wickets

3rd Grade One Day Batting: Tom Collier - 122 runs

3rd Grade One Day Bowling: Mitch Stubbings - 7 wickets

4th Grade Two Day Batting: Alex Thompson - 237 runs

4th Grade Two Day Bowling: Daniel Larke - 22 wickets

4th Grade One Day Batting: Campbell Corrigan - 58 runs

4th Grade One Day Bowling: Josh Gittins - 5 wickets

5th Grade Two Day Batting: Anthony Horgan - 284 runs

5th Grade Two Day Bowling: Anthony Horgan - 32 wickets

5th Grade One Day Batting: Janu Varatharajan - 126 runs

5th Grade One Day Bowling: Connor Bauman - 8 wickets

6th (1) Grade Two Day Batting: Alex Balston - 314 runs

6th (1) Grade Two Day Bowling: Kyle Coleman - 26 wickets

6th (1) Grade One Day Batting: James Hicks - 169 runs

6th (1) Grade One Day Bowling: Brendan Badenhorst - 6 wickets

6th (2) Grade Two Day Batting: Jason Nowlan - 286 runs

6th (2) Grade Two Day Bowling: Tom Gibson - 25 wickets

6th (2) Grade One Day Batting: Saxon Jeh - 124 runs

6th (2) Grade One Day Bowling: Gopy Ramgharia - 10 wickets

B3 Sub Districts Batting: Sheldon Stackpoole - 196 runs

B3 Sub Districts Bowling: Steve Gode - 15 wickets

C3 Sub Districts Batting: Craig Willis - 438 runs

C3 Sub Districts Bowling: Itin Bhardwaj - 22 wickets

U/16 LT Grade Batting: Hugh Webgen - 362 runs

U/16 LT Grade Bowling: Callum Vidler - 18 wickets

Youth Girls Batting: Elise O'Kane - 30 runs

Youth Girls Bowling: Harini Paranavithana - 2 wickets

Over 40's (1) Batting: David Khan - 105 runs

Over 40's (1) Bowling: Kyle Coleman - 7 wickets

Over 40's (2) Batting: Jason Nowlan - 92 runs

Over 40's (2) Bowling: John Dellit - 7 wickets

Mel Lowings Cup Batting: Byron Gale - 310 runs

Mel Lowings Cup Bowling: Josh Gittins - 7 wickets

Kookaburra Cup Batting: Josh Durkin - 269 runs

Kookaburra Cup Bowling: Jack Irwin - 14 wickets

## REPRESENTATIVE PLAYERS - 2020/21

<b>QUEENSLAND</b>	Usman Khawaja Jack Wildermuth Mark Steketee
<b>QUEENSLAND (Women)</b>	Mikayla Hinkley Georgia Prestwidge Charli Knott



Usman Khawaja celebrates his century on his way to 124 against Sandgate-Redcliffe.



Georgia Prestwidge unleashes against Sunshine Coast.

## QUEENSLAND CRICKET AVERAGES AWARDS (All Clubs)

### QCA AVERAGE AWARD QUALIFICATIONS

Batting	200 runs and a total number of innings which is the lesser of 9 or two thirds of the greatest number of innings commenced by any player of their Club in that Grade
Bowling	20 wickets and a minimum of 510 balls in the Grade
Note	Queensland Cricket averages do not include Semi-Finals and Finals

### Congratulations to the following Valley place-getters:

Grade	Category	Player	Average	Place
Fifth Grade	Bowling	AR (Anthony) Horgan	11.59	1st
Sixth Grade	Batting	KJ (Kyle) Coleman	46.50	1st
Sixth Grade	Bowling	G (Gopy) Ramgharia	8.55	1st
Women's First Grade	Batting	MC (Mikayla) Hinkley	76.00	3rd

## QUEENSLAND CRICKET OTHER AWARDS (All Clubs)

### Congratulations to the following Valley place-getters:

Grade	Category	Player	Performance	Place
First Grade	Highest Score (1 day)	LD (Lachlan) Pfeffer	216 runs	1st
First Grade	Leading Wicket Taker (2 day)	DM (Donal) Whyte	31 wickets	2nd
Second Grade	Leading Run Scorer (2 day)	MJ (Michael) Toolis	414 runs	4th
Third Grade	Leading Wicket Taker	CJ (Calum) Mackay	25 wickets	3rd
Fifth Grade	Leading Wicket Taker	AR (Anthony) Horgan	37 wickets	1st
Sixth Grade	Leading Run Scorer	JJ (James) Hicks	474 runs	1st
Sixth Grade	Leading Run Scorer	AM (Alex) Balston	358 runs	3rd
Sixth Grade	Leading Run Scorer	JS (Jason) Nowlan	302 runs	5th
Sixth Grade	Leading Run Scorer	KJ (Kyle) Coleman	279 runs	7th
Sixth Grade	Leading Wicket Taker	G (Gopy) Ramgharia	31 wickets	1st
Sixth Grade	Leading Wicket Taker	TB (Tom) Gibson	29 wickets	2nd
Sixth Grade	Leading Wicket Taker	KJ (Kyle) Coleman	28 wickets	3rd
Sixth Grade	Leading Wicket Taker	MD (Michael) Cook	22 wickets	8th
Under 19	Leading Wicket Taker	Z (Zanden) Jeh	15 wickets	2nd
Under 16 LT's	Leading Wicket Taker	CA (Callum) Vidler	18 wickets	6th
Women's First Grade	Leading Run Scorer	CR (Charli) Knott	569 runs	9th
Women's First Grade	Most Dismissals	E (Elise) Hart	6 catches & 9 stumping	6thTh



Lachlan Pfeffer scored 216 from 141 balls in Round Two of the One Day Competition against Wynnum Manly.

## PETER BURGE MEDAL POINTS

Points awarded on a 3-2-1 basis by the umpires for each day of play of every First Grade game (except finals).

Player	Club	Points
McSweeney, Nathan A	Northern Suburbs	40
Knight, Christopher L	Toombul	37
Truloff, Sam J	Western Suburbs	37
Bryant, Max A	Gold Coast	36
Heazlett, Sam	Redlands Tigers	34
McGiffin, Steven	Western Suburbs	32
McNeilly, Harrison C	Toombul	31
Milenko, Simon	Redlands Tigers	28
Wood, Harrison	Cricket Ipswich	28
Walter, Scott	University of Queensland	27
Floros, Benji	Wynnum Manly	27
Kann, Joshua	Gold Coast	26
Peirson, James J	Redlands Tigers	24
<b>Pfeffer, Lachlan D</b>	<b>Valley</b>	<b>24</b>
Thompson, Lachlan A	Sandgate - Redcliffe	24

## PETER BURGE MEDAL WINNERS

1990/91	Andrew Hammelmann (Souths) & Bob McGhee (Toombul)	2007/08	Glen Baticciotto (Sandgate-Redcliffe)
1991/92	Peter Clifford (Toombul)	2008/09	Craig Phillipson (University of QLD)
1992/93	Andrew Courtice (University of QLD)	2009/10	Chris Lynn (Toombul)
1993/94	Adam Dale (Wynnum-Manly)	2010/11	Nick Fitzpatrick (Sunshine Coast)
1994/95	Dominic Ovenden (N), Peter Skuse (T) & Scott Prestwidge (W-M)	2011/12	Brian May (Souths)
1995/96	Adam Dale (Wynnum-Manly)	2012/13	Brad Ipson (Gold Coast)
1996/97	Jeff Pfaff (Gold Coast)	2013/14	Simon Milenko (Redlands)
1997/98	Paul Argent (Souths)	2014/15	Scott Walter (University of QLD)
1998/99	Mick Miller (Norths)	2015/16	Sam Truloff (Western Suburbs)
1999/00	Brendan Creevey (Sandgate-Redcliffe)	2016/17	Michael Philipson (University of QLD)
2000/01	Dale Turner (Souths)	2017-18	Alec Day (Sunshine Coast)
2001/02	Greg Rowell (Wests)	<b>2018/19</b>	<b>Andrew Gode (Valley)</b>
2002/03	Aaron Nye (Wests)	2019/20	Jason Floros (Wynnum-Manly)
2003/04	Nathan Rimmington (Sandgate-Redcliffe)	2020/21	Nathan McSweeney (Northern Suburbs)
2004/05	Derek Tate (Toombul)		
2005/06	Ben Laughlin (Wynnum-Manly)		
2006/07	Aaron Nye (Wests)		

## KATH SMITH MEDAL POINTS

Points awarded on a 3-2-1 basis by the umpires for each day of play of every First Grade game (except finals).

Player	Club	Points
Johnston, Ruth I	Cricket Ipswich	41
Voll, Georgia	Sandgate - Redcliffe	35
Redmayne, Georgia	Gold Coast	32
Harris, Grace M	Western Suburbs	31
Fuller, Carly	Gold Coast	31
Johnston, Ellie	Cricket Ipswich	29
Wheeler, Tara A	Gold Coast	28
Parsons, Grace	Gold Coast	28
Gan, Chelsea	Wynnum Manly	28
<b>Knott, Charli R</b>	<b>Valley</b>	<b>24</b>
Johnston, Ruth I	Cricket Ipswich	41
Voll, Georgia	Sandgate - Redcliffe	35

## KATH SMITH MEDAL WINNERS

2002-03	Trish Brown (Valley)
2003-04	Trish Brown (Wynnum-Manly)
2004-05	Trish Brown (Wynnum-Manly)
2005-06	Trish Brown (Wynnum-Manly)
2006-07	Melissa Bulow (Western Suburbs)
2007-08	Jude Coleman (Beenleigh/Logan)
2008-09	Melissa Bulow (Western Suburbs)
2009-10	Melissa Bulow (Western Suburbs)
2010-11	Jess Jonassen (University of Qld)
2011-12	Jess Jonassen (University of Qld)
2012-13	Jude Coleman (Ipswich/Logan)
2013-14	Delissa Kimmence (Gold Coast)
2014-15	Delissa Kimmence (Gold Coast)
2015-16	Grace Harris (Western Suburbs)
2016-17	Abigail Godfrey (Gold Coast)
2017-18	Sammy-Jo Johnson (Gold Coast)
2018/19	Jemma Barsby (Sandgate-Redcliffe)
2019/20	Tess Cooper (Sandgate-Redcliffe)
2020/21	Ruth Johnston (Cricket Ipswich)

# HONOUR BOARD - 2020/21

## TOP 10 TABLES

First – Sixth Grades, B3 & C3 Sub Districts Grades & Under 16 Lord's Taverners Grade

(Not including performances in some One Day & T20 Competitions such as in First Grade, Over 40's Grade, Mel Lowings Cup & Kookaburra Cup)

### TOP 10 RUN-SCORERS

	Player	Total
1	HD Weibgen	492
2	JJ Hicks	474
3	CR Willis	438
4	JH Beath	436
5	MJ Toolis	414
6	JS Neill	402
7	EG Du Payne	384
8	A Balston	381
9	JS Nowlan	337
10	JM Varatharajan	336

### TOP 10 WICKET-TAKERS

	Player	Total
1	G Ramgharia	41
2	AR Horgan	38
3	DM Whyte	37
4	JJ Gittins	34
5	CC Bauman	32
6	KJ Coleman	29
	TB Gibson	29
8	DG Larke	25
	CJ Mackay	25
10	MD Cook	22
	IK Bhardwaj	22

### TOP 10 FIELDING DISMISSALS (including 'keepers)

	Player	Catches	Stumpings	Total
1	JK Joyce	30	4	34
2	JS Johnston	26	6	32
3	HB Boyd	24	3	27
4	WA Garske	23	0	23
5	PM Horgan	17	1	18
6	N Bradford	13	3	16
7	CD Murphy	13	1	14
8	BRJA Donker	13		13
	ON Lynch	13		13
	ST Hicks	12	1	13

### TOP 10 FIRST GRADE CHAMPION POINT SCORERS

#### Men

	Player	Points
1	DM Whyte	16.48
2	AJ Gode	16.31
3	JH Beath	14.28
4	JS Neill	10.2
5	NG Stevens	9.99
6	LD Pfeffer	9.45
7	ON Lynch	8.37
8	Z Jeh	7.39
9	JD Wildermuth	5.83
10	JJ Pratt	5.45

#### Women

	Player	Points
1	CR Knott	26.5
2	MC Hinkley	19.24
3	LK Muller	19.02
4	GK Prestwidge	16.51
5	LB Bourke	14.11
6	CR Coulson	11.83
7	SL Maddox	11.41
8	A Nagle	6.39
9	S Jeh	6.18
10	E Hart	6.06

### TOP 10 CLUB\* CHAMPION POINT SCORERS

	Player	Points
1	AR Horgan	28.04
2	KJ Coleman	21.65
3	CC Bauman	20.36
4	JJ Hicks	19.42
5	A Balston	19.23
6	HD Weibgen	18.65
7	JS Johnston	18.51
8	JP O'Neill	18.45
9	JJ Gittins	18.34
10	G Ramgharia	17.75

\* not including First Grade

# Ineligible due to suspension.

(Points system for the above two tables: .03/run, .40/wicket, .30/catch, .40/stumping)

## OUTSTANDING PERFORMANCE TABLES

### CENTURY SCORERS

	Player	Score	Grade	Opponents
1	LD Pfeffer	216	1st - 1 Day	Wynnum/Manly
2	JS Neill	150	1st	Ipswich
3	BE Gale	145	Sub Dist One Day	Mansfield Lions Cricket Club
4	LD Pfeffer	142	1st - 1 Day	Redlands
5	MJ Toolis	130	2nd	South Brisbane
	AWC Thompson	130	4th	South Brisbane
7	JJ Hicks	127*	6th(1)	Redlands
8	UT Khawaja	124*	1st - 1 Day	Sandgate - Redcliffe
9	JS Neill	112	2nd	South Brisbane
	JH Beath	112	1st	Sandgate-Redcliffe
11	AA Lockhart-Krause	107*	2nd	University of Queensland
12	CD Corrigan	106*	B3	Coorparoo
13	HD Weibgen	101*	Taverners	Sunshine Coast
14	MC Hinkley	100*	1st Ladies	Ipswich
	JJ Hicks	100	6th(1)	Western Suburbs

### CENTURY PARTNERSHIPS

	Player	Player	Runs	Wicket	Grade	Opponents
1	MJ Toolis	JS Neill	246	2	2nd	South Brisbane
2	TA Collier	BD McLachlan	184	7	2nd	University of Queensland
3	LD Pfeffer	UT Khawaja	176	1	1st - 1 Day	Sandgate - Redcliffe
4	J Badenhorst	BE Gale	167	1	3rd	South Brisbane
5	JH Beath	NG Stevens	161	1	1st	Sandgate-Redcliffe
6	AS Tolhurst	EG Du Payne	159*	4	Taverners	Darling Downs SWQ
7	UT Khawaja	LD Pfeffer	157	5	1st	Toombul
8	MC Hinkley	LK Muller	156	4	1st Ladies	Ipswich
9	CR Knott	LBK Bourke	151	1	1st Ladies	Ipswich
10	JJ Hicks	A Balston	147	3	6th(1)	Redlands
11	BE Gale	HF Carroll	136	2	Sub Dist One Day	Mansfield Lions Cricket Club
12	LD Pfeffer	JH Beath	131	4	1st - 1 Day	Wynnum/Manly
	GK Prestwidge	LK Muller	131	5	1st Ladies	Western Suburbs
14	TJ Francey	BL Crawford	124	2	B3	Coorparoo
15	JH Beath	NG Stevens	123	1	1st	Sunshine Coast
16	JS Neill	HJ Collier	122	9	1st	Ipswich
17	HD Weibgen	AS Tolhurst	119*	3	Taverners	Sunshine Coast
	HG Whyte	AWC Thompson	119	2	3rd	Wynnum-Manly
19	OL Spence	MS Clark	118	1	Taverners	Toombul
20	S Bonfield	HK Hunter	116	8	C3	West Brisbane
	LBK Bourke	LK Muller	116	3	1st Ladies	Western Suburbs
22	BE Gale	JM Varatharajan	115	1	Sub Dist One Day	Mansfield Lions Cricket Club
23	NJ Ryall	MT Stubbings	114	5	3rd	Toombul
24	CN Lewis	LA Sunderland	107	3	1st Ladies	Redlands
25	CR Knott	MC Hinkley	106*	1	1st Ladies	Sandgate - Redcliffe
	J Badenhorst	TA Collier	106	2	3rd	Redlands
27	JS Neill	BD McLachlan	105	3	2nd - 1 Day	Redlands
28	LD Pfeffer	NG Stevens	103	3	1st - 1 Day	Wynnum/Manly
29	TB Gibson	JS Johnston	102*	6	6th(2)	6th(1) Grade
30	JA Maddox	JB Neill	101	1	Over 40(2)	South Brisbane

\* = Unbroken Partnership

### 6 WICKETS OR MORE IN AN INNINGS

	Player	Figures	Grade	Opponents
1	DJ Walker	8-36	5th	South Brisbane
2	DM Whyte	7-54	1st	Sunshine Coast
3	KJ Coleman	6-8	6th(1)	Toombul
4	AR Horgan	6-13	5th	University of Queensland
5	KJ Coleman	6-18	6th(1)	Sandgate-Redcliffe
6	MM Hughes	6-26	5th	Western Suburbs
	G Ramgharia	6-26	6th(2)	Toombul
8	G Ramgharia	6-29	6th(2)	Redlands
9	CJ Mackay	6-34	3rd	University of Queensland
10	BT Lanigan	6-35	2nd	Ipswich
11	GT Adams	6-39	B3	Indooroopilly Rangers
12	FD White	6-40	B3	Coorparoo
13	DM Whyte	6-54	2nd	Gold Coast
14	DM Whyte	6-81	1st	Northern Suburbs

### 10 WICKETS OR MORE IN A MATCH

	Player	Figures	Grade	Opponents
1	AR Horgan	11-24	5th	University of Queensland

### 5 WICKETS IN AN INNINGS

	Player	Figures	Grade	Opponents
1	HG Harris	5-5	Sub Districts T20	Brisbane Legends
2	AR Horgan	5-11	5th	University of Queensland
3	IK Bhardwaj	5-12	C3	Moggill
4	KJ Coleman	5-13	6th(1)	Wynnum-Manly
5	CC Bauman	5-15	6th(2)	6th(1)
6	CC Bauman	5-20	C3	Everton Districts
	JJ Gittins	5-20	5th	Toombul
8	CA Vidler	5-21	Taverners	Ipswich
9	CC Bauman	5-22	5th	Northern Suburbs
10	G Ramgharia	5-23	6th(2)	South Brisbane
11	TB Gibson	5-27	6th(2)	Western Suburbs
12	TB Gibson	5-33	6th(2)	University of Queensland
13	CR Coulson	5-34	1st Ladies	Sandgate - Redcliffe
14	JJ Pratt	5-35	2nd - 1 Day	Redlands
15	G Ramgharia	5-48	6th(2)	Redlands
16	AR Horgan	5-51	5th	Northern Suburbs
17	JM Lait	5-90	4th	South Brisbane

### HAT TRICKS

Player	Grade	Opponents	Figures
GA Bond	2nd Ladies	Sunshine Coast	3-7



Genevieve Bond after taking a hat trick against Sunshine Coast.

## SCORES OF 50 TO 99

Player	Score	Grade	Opponents
HG Whyte	99	3rd	Wynnum-Manly
J Badenhorst	99	3rd	Redlands
LD Pfeffer	95	1st T20	South Brisbane
CR Knott	95	1st Ladies	Ipswich
J Badenhorst	95	3rd	South Brisbane
MC Hinkley	94*	1st Ladies	Sunshine Coast
JD Wildermuth	92	1st	Toombul
LD Pfeffer	90	1st	Toombul
EG Du Payne	90	4th	Wynnum-Manly
JH Beath	90	1st	Northern Suburbs
MPW Jeh	90	B3	Taringa Rovers
NG Stevens	90	1st	Sunshine Coast
HJ Collier	89	2nd	University of QLD
LBK Bourke	87	1st Ladies	Western Suburbs
SU Ginger	86	1st Ladies	Wynnum-Redlands
JW Durkin	85*	Sub Districts T20	Traders XI
JD Wildermuth	85	1st T20	Gold Coast
AS Tolhurst	83	Taverners	Western Suburbs
LD Pfeffer	82	1st - 1 Day	Sandgate - Redcliffe
JS Neill	82	2nd - 1 Day	Gold Coast
EG Du Payne	81*	Taverners	Darling Downs SWQ
RM Kurz	81*	C3	Taringa Rovers
TA Collier	81	Under 19	South Brisbane
MT Stubbings	81	3rd	Toombul
MJ Toolis	81	2nd	Sunshine Coast
CM Skinner	80	5th	Redlands
LK Muller	79	1st Ladies	Western Suburbs
CR Willis	79	C3	Moggill
EJ Swanepoel	78	1st Ladies	Western Suburbs
UT Khawaja	77	1st	Toombul
NJ Ryall	77	3rd	Toombul
GC Brown	77	6th(2)	Toombul
JM Varatharajan	76	6th(1)	Toombul
GK Prestwidge	75	1st Ladies	Western Suburbs
A Balston	75	6th(1)	University of QLD
CR Willis	74*	C3	Ashgrove
JS Nowlan	74*	6th(2)	South Brisbane
BD McLachlan	74	2nd - 1 Day	Redlands
HD Weibgen	73*	Taverners	Wynnum-Manly
JJ Bennett	73	Sub Dist One Day	QLD Railway Institute
EG Du Payne	73	5th	South Brisbane
TA Collier	73	3rd	Western Suburbs
JP O'Neill	71*	3rd	Wynnum-Manly
LJ Randall	71	1st Ladies	Ipswich
BE Gale	71	3rd	South Brisbane
PF Cummins	71	5th	Toombul
BRJA Donker	71	4th	Gold Coast
BE Gale	70	Sub Dist One Day	Royal Gateway College
JH Beath	68*	1st	South Brisbane
LK Muller	68	1st Ladies	Western Suburbs
CR Knott	68	1st Ladies	Wynnum-Redlands
MJE Wing	68	2nd	Northern Suburbs
CR Willis	68	C3	Wolston Park
A Balston	68	6th(1)	Redlands
AA Lockhart-Krause	67*	2nd T20	University of QLD
EJ Swanepoel	67*	1st Ladies	Redlands
HD Weibgen	67*	Taverners	South Brisbane
HG Whyte	67*	3rd	Sandgate-Redcliffe
DJ Malone	66	6th(2)	Redlands
JM Varatharajan	66	5th	Redlands
DM Khan	66	6th(2)	Wynnum-Manly
CR Knott	65*	1st Ladies	Sandgate - Redcliffe
HW Leeson-Smith	65*	Sub Dist One Day	Mansfield Lions
BRJA Donker	65	4th	Western Suburbs
LA Sunderland	64*	1st Ladies	Redlands
AS Tolhurst	64*	Taverners	Darling Downs SWQ
MJ Toolis	64*	2nd	Redlands
AJ Gode	64	1st T20	South Brisbane
LK Muller	63	1st Ladies	Ipswich
JC D'Roza	63	6th(1)	South Brisbane
CR Willis	63	C3	Everton Districts
AR Horgan	63	5th	Toombul
PM Horgan	63	5th	Sandgate-Redcliffe
AJ Gode	63	1st	Sunshine Coast
GC Brown	63	6th(2)	Redlands

JD Wildermuth	62	1st T20	Ipswich
MC Hinkley	62	1st Ladies	Gold Coast
CP Mackie	62	3rd	Toombul
S Bonfield	62	C3	West Brisbane
JW Durkin	61*	Sub Districts T20	Ashgrove
JW Durkin	61*	Sub Dist One Day	Bracken Ridge
CB Willis	61*	5th	South Brisbane
CN Lewis	60*	1st Ladies	Gold Coast
N Bradford	60*	5th	Wynnum-Manly
S Jeh	60*	6th(2)	Wynnum-Manly
JW Durkin	60	Sub Districts T20	Custard
JW Durkin	60	6th(1)	University of QLD
MC Hinkley	59	1st Ladies	Sandgate - Redcliffe
LD Pfeffer	59	1st - 1 Day	Ipswich
CR Knott	59	1st Ladies	Wynnum-Redlands
HK Hunter	59	C3	Kenmore
JP O'Neill	58*	Under 19	South Brisbane
KJ Coleman	58*	6th(1)	Wynnum-Manly
AR Horgan	58*	5th	Wynnum-Manly
BD McLachlan	58	2nd	Toombul
JJ Hicks	58	6th(1)	University of QLD
CD Corrigan	58	4th	South Brisbane
NG Stevens	58	1st	Sandgate-Redcliffe
JH Beath	58	1st	Sunshine Coast
HF Carroll	57	Sub Dist One Day	Mansfield Lions
TJ Francey	57	B3	Coorparoo
HK Hunter	57	C3	West Brisbane
NA Parrott	57	4th	University of QLD
MC Hinkley	56	1st Ladies	Sandgate - Redcliffe
CP Mackie	56	4th	Wynnum-Manly
MS Clark	56	Taverners	Toombul
OL Spence	56	Taverners	Toombul
HJ Collier	56	1st	Ipswich
MC Hinkley	55*	1st Ladies	Ipswich
CR Knott	55	1st Ladies	Sunshine Coast
TM Sunderland	55	1st Ladies	Gold Coast
JA Maddox	55	Over 40(2)	South Brisbane
DM Perkins	55	4th	Wynnum-Manly
AJ Gode	55	1st	Western Suburbs
GC Brown	55	6th(2)	6th(1) Grade
AJ Gode	54	1st - 1 Day	Sandgate - Redcliffe
JG Dellit	54	Over 40(2)	Ipswich-Logan
JM Varatharajan	54	Sub Dist One Day	Mansfield Lions
HF Carroll	54	6th(2)	Sandgate-Redcliffe
JS Neill	53	2nd - 1 Day	Redlands
CR Knott	53	1st Ladies	University of QLD
DJ Malone	53	Sub Dist One Day	Rochedale South
A Balston	53	6th(1)	South Brisbane
DG Larke	53	4th	South Brisbane
ON Lynch	53	1st	University of QLD
LR Stutter	53	2nd	Ipswich
HJ Forster	53	6th(2)	Western Suburbs
TA Collier	53	3rd	Redlands
JH Beath	52	1st - 1 Day	Wynnum/Manly
CN Lewis	52	1st Ladies	Ipswich
HF Carroll	52	Sub Dist One Day	Mansfield Lions
BD McLachlan	52	2nd T20	South Brisbane
JS Johnston	52	6th(2)	Sandgate-Redcliffe
HJ Forster	52	C3	Taringa Rovers
JE Boyd	52	C3	Kenmore
JS Neill	52	1st	Sandgate-Redcliffe
A Balston	52	6th(1)	6th(2) Grade
NG Stevens	52	1st	Western Suburbs
PW Draheim	51*	4th	South Brisbane
CR Knott	51	1st Ladies	Western Suburbs
MG Zipf	51	Sub Dist One Day	QLD Railway Institute
CN Lewis	51	1st Ladies	Redlands
DM Khan	51	Over 40's	Redlands
AJ Gode	51	1st T20	Western Suburbs
CD Murphy	51	2nd	Western Suburbs
BE Gale	50*	Sub Districts T20	Ashgrove
JS Nowlan	50	Over 40(2)	Ipswich-Logan
HD Weibgen	50	3rd	South Brisbane
OS Gilchrist	50	4th	Toombul
JM Varatharajan	50	5th	Wynnum-Manly



# TEAM & PLAYER STATISTICS, & CAPTAIN'S REPORTS

## FIRST GRADE PREMIERSHIP – The Damien Mullins Cup

University of Queensland	172.50
Northern Suburbs	155.50
Toombul	145.75
Ipswich	140.25
Redlands	136.00
Western Suburbs	133.75
Gold Coast	126.75
Sandgate - Redcliffe	118.50
<b>Valley</b>	<b>109.75</b>
Wynnum/Manly	108.00
South Brisbane	96.00
Sunshine Coast	87.75

### **First Grade Captain's Report: Andrew Gode**

The Valley First Grade squad's 2020/21 season was one of mixed fortunes. Some fantastic achievements were mixed in with some disappointing results, which led us to missing the 2-day finals for the second year running.

Being a year impacted by COVID led to a small positive in having our rep players available more this season. This not only led to some good performances but it also allowed our younger guys to watch and learn as they put on some great performances. It also gave Dylan McLachlan a few more ears for him to explain his flat earth theory to.

Our batting in the first 3 games was exceptional, led mainly by Fef but supported ably by others. Fef's 200 was outstanding, but I think his 140 against Redlands in round 3 was a better innings and close to the best I've seen anyone bat in club cricket. For the second year in a row, a scrappy performance in the quarter final finished our one-day season earlier than it should have.

The "no shining the ball with saliva" proved a real hit early in the season. In our first game we had the absolute pleasure of being able to field for 140 overs and the 'days in the dirt' didn't get much better, with flat wickets and the ball not swinging (legally) leading to a million draws throughout the season. There weren't a whole heap of highlights through the 2-day matches, however I will make mention of Neilly's first (of many) 100 and the bowling efforts of Donny this season on wickets that weren't always responsive.

The First Grade side will always be very competitive in the T20s, and I feel that if the Semi hadn't been washed out we would have won the comp again this year.

We had a number of debutants for the club this season. Cameron Boyce made his way across to the good side and his experience will be great for our younger spinners. Also debuting were Hughie, Palam, Pratty, Sahil and H Coll. Exciting times ahead for these guys.

My usual thank-you's to the legends Patty Culpan, Jimbo and Lynny. Everyone In the side is indebted for the work you all do for us on Saturday! You've also made my job a treat the last few years.

We could not be more fortunate than to have Spud and Drinno leading our squad again this year. That is not just from a club perspective but a personal one as well. These two have been great mentors and now great friends of mine over the past years and my job has certainly been easier and happier with them around. I can't thank you guys enough.

I've mentioned before that every player I've been lucky enough to captain is special to me and the club. There are just a few I want to mention, having played so much with them over the years:

Fef - Keeper grumpy, particularly on Sundays, but best mates for a long time and have spent more time talking on the cricket field than anyone else.

Krause - After 5pm captain, and captain when I'm angry or tired. "You just keep bowling mate".

Peets and Fox – Does it get much better?

Dashy - It does get much better. The absolute GOAT of GOATS.

I'll also mention the rest of the premierships team with Jurgen in charge. Special times.

It has been an absolute honour to have captained this great club for as long as I have. Taking the club from the absolute bottom to reach where we have is something I am incredibly proud of. And whilst I'll still be playing a little bit next year, it will be very strange not being there in the trenches with you guys every Saturday. I'm currently writing this the night before my second little one is due to arrive, so things are good!

It's been a pleasure. Cheers.

Godes

## FIRST GRADE TWO- DAY PREMIERSHIP STATISTICS (The Cam Battersby Cup)

University of Queensland	162.50
Northern Suburbs	144.50
Ipswich	128.25
Toombul	127.75
Western Suburbs	119.75
Sandgate - Redcliffe	118.50
Redlands	118.00
Gold Coast	109.75
South Brisbane	96.00
Wynnum/Manly	96.00
<b>Valley</b>	<b>94.75</b>
Sunshine Coast	75.75

Premiership:	11th
Matches Played:	11: Won 1st innings 2, Drawn 4, Lost 1st innings 5

### First Grade Batting – Two Day Matches

Player	Matches	Innings	Not Outs	Best Score	100s	50s	Runs	Average
JH Beath	10	10	1	112	1	3	436	48.44
AJ Gode	9	9	0	63	0	2	297	33.00
JS Neill	9	9	1	150	1	1	290	36.25
NG Stevens	10	9	0	90	0	3	223	24.78
LD Pfeffer	7	6	0	90	0	1	215	35.83
ON Lynch	9	8	0	53	0	1	179	22.38
JD Wildermuth	4	3	1	92	0	1	121	60.50
Z Jeh	10	7	1	38	0	0	113	18.83
DM Whyte	10	8	2	30	0	0	96	16.00
AA Lockhart-Krause	4	4	1	40*	0	0	84	28.00
UT Khawaja	3	2	0	77	0	1	77	38.50
DP McLachlan	8	7	0	32	0	0	72	10.29
HJ Collier	4	3	2	56	0	1	69	69.00
CJ Boyce	5	4	0	24	0	0	38	9.50
JJ Pratt	9	5	3	23*	0	0	35	17.50
BD McLachlan	5	2	0	21	0	0	30	15.00
HD Weibgen	2	2	0	22	0	0	27	13.50
MT Stekete	3	2	2	22*	0	0	22	-
S Puri	3	1	1	3*	0	0	3	-
PW Singh	1	0	0	0	0	0	0	-

### First Grade Bowling – Two Day Matches

Player	Overs	Maidens	Runs	Wickets	Average	Best	5 Wkts.
DM Whyte	219.4	41	764	31	24.65	7-54	2
AJ Gode	219.4	50	587	14	41.93	3-67	0
JJ Pratt	118.5	23	439	8	54.88	2-61	0
Z Jeh	174	39	556	7	79.43	2-39	0
CJ Boyce	61	12	154	5	30.80	3-62	0
S Puri	38	5	193	4	48.25	2-74	0
JD Wildermuth	36	8	132	4	33.00	2-43	0
MT Stekete	33.1	6	88	4	22.00	2-37	0
HJ Collier	34.5	3	118	2	59.00	2-48	0
BD McLachlan	14	2	44	1	44.00	1-14	0
HD Weibgen	16	3	55	0	-	0-21	0
ON Lynch	1	0	4	0	-	0-4	0
PW Singh	4	1	11	0	-	0-11	0
NG Stevens	3	0	9	0	-	0-9	0

## FIRST GRADE ONE-DAY COMPETITION STATISTICS – The John McKnulty Cup

Team	Points	NRR
Redlands	14	1.512
<b>Valley</b>	<b>9</b>	<b>0.840</b>
Northern Suburbs	9	0.293
Gold Coast	9	0.259
Western Suburbs	8	0.427
Toombul	8	-0.327
Ipswich	8	-0.373
Sunshine Coast	6	0.565
University of Queensland	4	-0.418
Wynnum/Manly	4	-1.087
Sandgate - Redcliffe	0	-0.636
South Brisbane	0	-0.971

Premiership:	Lost Qualifying Final
Matches played:	3: Won 2, Lost 1

### First Grade Batting — One Day Matches

Player	Matches	Innings	Not Outs	Best Score	100s	50s	Runs	Average
LD Pfeffer	4	4	0	216	2	2	499	124.75
UT Khawaja	4	4	1	124*	1	0	201	67.00
JH Beath	4	3	0	52	0	1	111	37.00
AJ Gode	4	4	0	54	0	1	94	23.50
NG Stevens	4	3	0	45	0	0	87	29.00
ON Lynch	3	2	0	30	0	0	42	21.00
JD Wildermuth	3	3	1	18	0	0	36	18.00
CJ Boyce	3	2	1	18*	0	0	25	25.00
DP McLachlan	4	3	1	13	0	0	22	11.00
MT Steketee	3	2	0	13	0	0	15	7.50
HJ Manenti	1	1	0	8	0	0	8	8.00
Z Jeh	4	3	2	4*	0	0	4	4.00
DM Whyte	2	1	0	0	0	0	0	0.00
S Puri	1	0	0	0	0	0	0	-

### First Grade Bowling — One Day Matches

Player	Overs	Maidens	Runs	Wickets	Average	Best	5 Wkts.
AJ Gode	40	0	196	13	15.08	4-42	0
Z Jeh	38	1	209	5	41.80	3-56	0
MT Steketee	30	4	148	5	29.60	2-44	0
HJ Manenti	10.5	0	54	4	13.50	4-54	0
JD Wildermuth	28	2	156	3	52.00	2-47	0
DM Whyte	14	1	97	1	97.00	1-64	0
CJ Boyce	30	0	198	1	198.00	1-69	0
S Puri	10	0	65	0	-	0-65	0

## FIRST GRADE T20 COMPETITION – The Tom Veivers Cup

North/East Pool	Points	NRR
Toombul	10	2.132
Wynnum/Manly	8	-0.025
Sunshine Coast	6	0.505
Redlands	4	-0.784
Northern Suburbs	2	0.233
Sandgate - Redcliffe	0	-1.868

South/West Pool	Points	NRR
Gold Coast	8	0.758
<b>Valley</b>	<b>6</b>	<b>0.999</b>
Western Suburbs	6	0.624
University of Queensland	6	-0.155
Ipswich	4	0.896
South Brisbane	0	-3.493

Premiership:	Drew Semi Final
Matches played:	5: Won 3, Lost 2

### First Grade Batting — Twenty 20 Matches

Player	Matches	Innings	Not Outs	Best Score	100s	50s	Runs	Average
JD Wildermuth	5	5	1	85	0	2	253	63.25
LD Pfeffer	5	5	0	95	0	1	171	34.20
AJ Gode	5	5	0	64	0	2	157	31.40
DP McLachlan	5	5	1	26*	0	0	69	17.25
UT Khawaja	2	2	0	37	0	0	65	32.50
JS Neill	5	4	2	22	0	0	43	21.50
JH Beath	5	5	0	16	0	0	39	7.80
NG Stevens	2	2	0	18	0	0	19	9.50
HD Weibgen	2	1	1	11*	0	0	11	-
DM Whyte	5	3	2	5	0	0	9	9.00
CJ Boyce	3	2	0	4	0	0	4	2.00
Z Jeh	5	1	1	2*	0	0	2	-
JJ Pratt	5	1	0	0	0	0	0	0.00
AA Lockhart-Krause	1	0	0	0	0	0	0	-

### First Grade Bowling — Twenty 20 Matches

Player	Overs	Maidens	Runs	Wickets	Average	Best	Econ.
JJ Pratt	11.3	0	99	6	16.50	4-14	8.61
AJ Gode	18.3	0	132	5	26.40	2-21	7.14
Z Jeh	14	0	133	5	26.60	3-43	9.50
JD Wildermuth	19	1	129	3	43.00	1-20	6.79
HD Weibgen	6	0	36	2	18.00	1-14	6.00
DM Whyte	14	0	137	2	68.50	2-33	9.79
CJ Boyce	11	0	77	1	77.00	1-30	7.00

## **SECOND GRADE – The Alan Pettigrew Shield**

### **Overall Championship**

Northern Suburbs	186.00
Gold Coast	156.75
University of Queensland	156.50
Sunshine Coast	154.50
South Brisbane	125.75
Toombul	124.50
Ipswich	118.75
Sandgate - Redcliffe	116.00
Redlands	110.25
Wynnum/Manly	93.75
Western Suburbs	85.75
<b>Valley</b>	<b>83.75</b>

### **Second Grade Report: Harry Collier**

The 2020/21 season was a challenging year for 2nd Grade with the red ball, however there was some solid performances through different stages in the white ball fixtures.

To kick off the season, we had some strong performances in the one-day competition, most notably from Josh Neill who quickly earned his spot back in 1st Grade. Joey Pratt also contributed well with the ball, earning his 1st Grade cap later in the season.

The T20 fixtures were an enjoyable part of the year and a few season highlights occurred. Adam Lockhart-Krause took the reigns as captain and ran the ship so well, it was unbelievable to be a part of. His knowledge, passion and competitiveness was invaluable for a young group to learn from and experience together.

Krause led from the front with his batting as well, particularly in the T20's. This culminated in a brilliant run chase against Uni where Krause finished not out with 67 off 37. It was a special win that really lifted the energy of the team.

We posted some large totals early in the two-day season, the batters going quite strongly. Michael Toolis led the way with the most runs for us in the red ball fixtures, doing well up the top of the order. Bowling was the let down pre-Christmas as although we fought hard until tea, often we were outplayed by more patient teams who capitalised later in the day.

Disappointingly, post-Christmas saw a reverse of the above, with low confidence from prior losses affecting us as well as losing players as opportunities in 1st Grade arose.

Flynn Thomasson bowled strongly throughout the year with the new ball and it was great to see Ben Lanigan makes his debut just before Christmas and take several wickets though the second half of the year.

Although brutally disappointing at times, particularly in the two-day games, this season was a strong learning experience for the group of 29 young men who represented Valleys in 2nd Grade. Learning from and drawing on the experience of players like Krause and really lifting our training efforts next season, I am confident of improving our results going forward.

On behalf of 2nd Grade I'd like to thank the coaching staff, Spud, Drinno and Tree for their guidance and efforts throughout the year. Additionally, a big thank you to Greg Ball who scored every game and was a constant source of positivity and support around the group this season.

Harry Collier

## SECOND GRADE TWO-DAY PREMIERSHIP STATISTICS

Team	Points	NRR
Northern Suburbs	169.00	1.7556
Sunshine Coast	141.50	1.1802
Gold Coast	140.75	1.3511
University of Queensland	135.50	1.3833
South Brisbane	119.75	1.1534
Sandgate - Redcliffe	116.00	0.7642
Toombul	110.50	0.9765
Redlands	106.25	0.9353
Ipswich	98.75	0.7789
Wynnum/Manly	81.75	0.8403
Western Suburbs	77.75	0.7467
<b>Valley</b>	<b>69.75</b>	<b>0.6825</b>

Premiership:	12th
Matches played:	11: Won 1st innings 1, Drawn 2, Lost 1st innings 7, Lost outright 1

### Second Grade Batting – Two Day Matches

Player	Matches	Innings	Not Outs	Best Score	100s	50s	Runs	Average
MJ Toolis	10	11	1	130	1	2	414	41.40
BE Gale	9	10	1	45	0	0	206	22.89
BD McLachlan	9	9	0	58	0	1	195	21.67
AA Lockhart-Krause	5	4	1	107*	1	0	159	53.00
CD Murphy	8	10	2	51	0	1	143	17.88
HJ Collier	7	5	1	89	0	1	133	33.25
LR Stutter	5	7	0	53	0	1	128	18.29
JP O'Neill	4	5	1	41	0	0	116	29.00
JS Neill	1	1	0	112	1	0	112	112.00
J Badenhorst	4	3	1	44	0	0	110	55.00
MJE Wing	4	3	1	68	0	1	109	54.50
FS Thomasson	9	8	0	33	0	0	76	9.50
PW Singh	7	7	0	24	0	0	64	9.14
ON Lynch	3	2	0	37	0	0	60	30.00
HD Weibgen	4	2	0	47	0	0	53	26.50
MJ Galvin	5	5	2	17	0	0	43	14.33
WA Garske	2	2	0	38	0	0	38	19.00
JM Lait	4	2	0	18	0	0	20	10.00
DP McLachlan	3	3	0	9	0	0	15	5.00
TA Collier	4	3	0	6	0	0	12	4.00
JJ Wallington	2	2	1	3	0	0	5	5.00
JJ Pratt	3	2	1	3*	0	0	4	4.00
BT Lanigan	5	6	2	3	0	0	3	0.75
DM Whyte	2	1	0	1	0	0	1	1.00
HG Whyte	2	1	0	0	0	0	0	0.00
MT Stubbings	2	1	0	0	0	0	0	0.00
S Puri	2	0	0	0	0	0	0	-

### Second Grade Bowling – Two Day Matches

Player	Overs	Maidens	Runs	Wickets	Average	Best	5 Wkts.
FS Thomasson	147.1	30	473	15	31.53	4-45	0
BT Lanigan	78.1	22	214	14	15.29	6-35	1
BD McLachlan	72.3	10	318	9	35.33	4-77	0
HJ Collier	116.4	24	309	7	44.14	3-33	0
MJ Galvin	51.5	7	216	6	36.00	2-32	0
JM Lait	40	6	111	6	18.50	3-45	0
PW Singh	85	19	240	6	40.00	2-46	0
DM Whyte	36	8	110	6	18.33	6-54	1
JJ Pratt	60	16	207	5	41.40	3-115	0
JP O'Neill	71	11	275	4	68.75	3-79	0
J Badenhorst	38	8	113	2	56.50	2-66	0
JJ Wallington	31	2	140	2	70.00	1-47	0
HD Weibgen	28.3	6	58	1	58.00	1-41	0
MT Stubbings	29	5	71	1	71.00	1-42	0
LR Stutter	3	0	29	1	29.00	1-29	0
BE Gale	0.3	0	1	1	1.00	1-1	0
S Puri	10.4	1	32	1	32.00	1-20	0
JS Neill	2	0	18	0	-	0-18	0
TA Collier	4	1	25	0	-	0-0	0
HG Whyte	9	2	26	0	-	0-8	0



Michael Toolis receives his trophy for the season's highest partnership (246 with Josh Neill) from Jim Shinnick.

## SECOND GRADE ONE-DAY COMPETITION STATISTICS

Team	Points	NRR
University of Queensland	15	1.291
Ipswich	14	1.277
Gold Coast	10	1.004
Toombul	10	0.161
Northern Suburbs	9	0.661
<b>Valley</b>	<b>8</b>	<b>-0.485</b>
Wynnum/Manly	6	-0.703
Sunshine Coast	5	0.284
South Brisbane	4	-0.305
Western Suburbs	4	-1.672
Redlands	0	-0.505
Sandgate - Redcliffe	0	-1.211

Premiership	6th. Lost Qualifying Final
Matches played:	4: Won 2, Lost 2

### Second Grade Batting – One Day Matches

Player	Matches	Innings	Not Outs	Best Score	100s	50s	Runs	Average
JS Neill	4	4	0	82	0	2	190	47.50
BD McLachlan	4	4	0	74	0	1	107	26.75
MJE Wing	4	4	0	44	0	0	85	21.25
BE Gale	4	4	1	44	0	0	77	25.67
MT Stubbings	3	3	1	32	0	0	61	30.50
MJ Toolis	4	4	0	23	0	0	43	10.75
CD Murphy	4	4	0	11	0	0	27	6.75
HJ Collier	3	3	0	15	0	0	21	7.00
PW Singh	4	4	1	5*	0	0	13	4.33
HJ Manenti	1	1	0	12	0	0	12	12.00
TM Cramb	1	1	1	5*	0	0	5	-
DM Whyte	2	1	0	4	0	0	4	4.00
FS Thomasson	1	1	0	2	0	0	2	2.00
LR Stutter	1	1	0	0	0	0	0	0.00
JJ Pratt	2	2	2	0*	0	0	0	-
S Puri	2	0	0	0	0	0	0	-

### Second Grade Bowling – One Day Matches

Player	Overs	Maidens	Runs	Wickets	Average	Best	5 Wkts.
JJ Pratt	20	0	88	7	12.57	5-35	1
BD McLachlan	28	3	134	4	33.50	2-38	0
DM Whyte	20	1	93	3	31.00	2-53	0
HJ Manenti	10	3	13	3	4.33	3-13	0
S Puri	20	0	61	2	30.50	2-27	0
PW Singh	29	0	118	2	59.00	1-32	0
MT Stubbings	21	0	95	0	-	0-17	0
FS Thomasson	3	0	12	0	-	0-12	0
HJ Collier	12	2	52	0	-	0-16	0
TM Cramb	8.5	1	40	0	-	0-40	0
MJE Wing	2	0	11	0	-	0-11	0



## SECOND GRADE T20 COMPETITION STATISTICS

North/East Pool	Points	NRR
Northern Suburbs	8	1.483
Sunshine Coast	8	0.676
Wynnum/Manly	6	-0.361
Toombul	4	-0.281
Redlands	4	-0.410
Sandgate - Redcliffe	0	-1.105

South/West Pool	Points	NRR
Gold Coast	6	1.148
University of Queensland	6	0.454
<b>Valley</b>	<b>6</b>	<b>0.114</b>
Ipswich	6	-0.110
Western Suburbs	4	-0.887
South Brisbane	2	-0.643

Premiership	3rd in South/West Pool
Matches played:	5: Won 3, Lost 2

### Second Grade Batting – Twenty 20 Matches

Player	Matches	Innings	Not Outs	Best Score	100s	50s	Runs	Average
AA Lockhart-Krause	4	4	2	67*	0	1	170	85.00
BD McLachlan	5	5	0	52	0	1	118	23.60
HD Weibgen	3	3	0	47	0	0	102	34.00
MJE Wing	5	5	1	19	0	0	57	14.25
ON Lynch	5	5	0	22	0	0	55	11.00
MJ Toolis	5	5	2	28	0	0	52	17.33
FS Thomasson	5	4	1	33*	0	0	35	11.67
LR Stutter	1	1	0	22	0	0	22	22.00
BE Gale	5	3	1	12	0	0	20	10.00
S Puri	5	2	1	9*	0	0	16	16.00
J Badenhorst	1	1	0	12	0	0	12	12.00
JP O'Neill	5	3	0	1	0	0	2	0.67
HJ Collier	5	2	1	0*	0	0	0	0.00
WA Garske	1	0	0	0	0	0	0	-

### Second Grade Bowling – Twenty 20 Matches

Player	Overs	Maidens	Runs	Wickets	Average	Best	Econ
HJ Collier	20	0	123	7	17.57	2-29	6.15
JP O'Neill	13	0	111	6	18.50	3-22	8.54
S Puri	20	0	134	6	22.33	2-22	6.70
BD McLachlan	19	0	119	5	23.80	2-22	6.26
HD Weibgen	10	0	61	3	20.33	2-19	6.10
FS Thomasson	15	0	136	2	68.00	1-19	9.07
J Badenhorst	3	0	25	0	-	0-25	8.33

## THIRD GRADE – The Norm McMahon Shield

### **Third Grade Captain's Report: Nick Ryall**

Norths were the form side, finishing top of the table in both One Day and Two Day comps, winning the One Day and losing to Gold Coast in the Two Day comp. 2020/21, played under Covid rules, was a season of two halves results wise for VDCC, and unfortunately, we didn't feature in either finals. Before Xmas there were signs of promise but results fell short, and after Xmas we had a strong finish in the Two Day comp but fell just short of a top 4 finish. In both formats, a handful of extra runs in a couple of games would have got us into the finals of both.

Our One Day performances were disappointing and frustrating, with 3 losses and 1 washed out draw (in the loss to Wynnum we fell 3 runs short and against Souths we fell 15 runs short). In Two Days, before Christmas we recorded 1 win, 2 draws and 2 losses (both by 4 runs!) – the Toombul game was gut wrenching as we scored a handy 316 only to see Toombul reach 7-320 in the final over (Stubbo 81, Ryall 77, Mackie 62, Jack O'Neill 33). After Xmas we finished strongly with 3 wins and 1 loss. Norths finished top of the 2 Day table on 125.46, while the next 4 teams were bunched on 104-106 points and Valleys finished on 96.89 – in reality a very achievable 1 win short of a top 4 finish.

The notable wins:

#### Round 2 against Wynnum

Valleys 8-309, WM 121 (Hayden Whyte 99, Jack O'Neill 71\*, Alex Thompson 46, Nick Ryall 40, Jack O'Neill 3/7, Tom Cramb 2/18, Harry Collier 2/22 and Cal Mackay 2/31).

#### Round 11 against Gold Coast

Valleys 8-191 declared, GC 121 (Ed Venter 36, Kaidyn Brown 30\*, Mitch Stubbings 28, Pat Cummins 28, Ed Venter 3/29, Mitch Stubbings 2/16 and Cal Mackay 2-34).

#### Round 13 against Redlands

Valleys 4-232, Redlands 131 and 4-354 (batsmen took over the bowling duties with 10 bowlers used in the second innings after Redlands decided playing for a result was no longer in the spirit of the game) (Jacques Badenhorst a classy 99, Tom Collier, 53 Mitch Stubbings 42, Jack O'Neill 3/29, Harry Willmington 2-16 and Cal Mackay 2-36).

From a club perspective it was pleasing to see the number of players coming through our team and going on to play in 1st and 2nd Grade during the season and acquitting themselves well in those teams. These included Hugh Weibgen, Harry Collier and Flynn Thomasson playing 2's and then cementing their positions in 1st Grade. In addition Tom Collier, Jack O'Neill, Hayden Whyte, Byron Gale, William Garske, Morgan Galvin, Ben Lanigan, Palam Singh and James Wallington were called up into 2's on a regular basis during the season.

Performances of note during the season:

Batting – 3 games where we scored 300+ runs, 1 x 230+ runs and 3 x 150+ runs. Individually Tom Collier topped the runs aggregate on 274 with a highest score of 73 and 2 x 50s for the season. Jacques Badenhorst was next with 213 runs, including a top score of 99 runs off 102 balls in the last game of the season and 95 runs off 154 balls in game 1 (2 x 50s).

Hayden Whyte accumulated 189 runs for the season, with a top score of 99 off 137 (2 x 50s).

Jack O'Neill had a total of 209 runs with a 71 off 64.

Mitch Stubbings 201 runs (including a 81 off 52).

Nick Ryall made 145 runs with a high score of 77 runs off 96 balls.

Bowling – our bowlers kept us in the game in all our matches and on top or within reach of a win in most of our Two Day games.

Callum Mackay led our attack, taking the new ball and bowling long spells in most games. He bowled 190 overs for the season, taking 25 wickets with his best 6/34 against Uni.

Mitch Stubbings picked up 15 wickets including 4/30 against Souths.

Jack O'Neill took 14 wickets including 4/24 against Wests and 3/7 off 4.5 overs against Wynnum.

Kaidyn Brown took 10 wickets including 3/24 against Uni.

Fielding – behind the stumps Will Garske took 15 catches and John Joyce 5, while Jacques grabbed 7 in the slips.

Lastly I want to thank a couple of notable contributors. Neil Stubbings as usual attended every single game, providing us with drinks, lollies and live scoring. A lot of his hard work goes unrewarded and it's due to great club men like Neil that makes Valleys such a great place to play cricket. I also want to thank Mitch Stubbings who did a great job at leading in the side when required and being a good point of call for team management. Both Mitch and Neil also heavily contributed towards this report so I want to thank them for that also.

This season it was a real privilege to see young players like Jack O'Neill, Tom Collier, Hayden Whyte and many others develop their skills in 3rd Grade and push towards the senior squad. 3rd Grade has always consisted of a group of players who are not only fine cricketers, but also easy to get along with and this season was no different. I know that next season will be another step forward back into finals contention where we can establish ourselves once again as one of the best sides in the competition.

Thanks again to Spud and the committee for all your support during the season.

Nick Ryall

## THIRD GRADE TWO-DAY PREMIERSHIP STATISTICS

Northern Suburbs	125.46
Gold Coast	106.30
Redlands	105.42
Toombul	104.90
University of Queensland	103.98
<b>Valley</b>	<b>96.89</b>
South Brisbane	82.90
Western Suburbs	73.75
Sandgate - Redcliffe	65.66
Wynnum/Manly	55.63

Premiership:	6th:
Matches Played:	9: Won 1st innings 4, Drew 2, Lost 1st innings 3

### Third Grade Batting – Two Day Matches

Player	Matches	Innings	Not Outs	Best Score	100s	50s	Runs	Average
J Badenhorst	2	2	0	99	0	2	194	97.00
HG Whyte	6	6	2	99	0	2	189	47.25
JP O'Neill	6	5	3	71*	0	1	175	87.50
MT Stubbings	5	5	0	81	0	1	156	31.20
TA Collier	5	6	2	53	0	1	152	38.00
NJ Ryall	7	5	0	77	0	1	138	27.60
BE Gale	2	2	0	71	0	1	95	47.50
CP Mackie	3	3	0	62	0	1	81	27.00
HD Weibgen	2	1	0	50	0	1	50	50.00
AWC Thompson	1	1	0	46	0	0	46	46.00
FS Thomasson	1	1	1	43*	0	0	43	-
E Venter	3	3	1	36	0	0	38	19.00
KC Brown	5	3	1	30*	0	0	37	18.50
HP Willmington	3	2	0	18	0	0	35	17.50
PF Cummins	1	1	0	28	0	0	28	28.00
LR Stutter	4	2	0	14	0	0	26	13.00
SS Kabel	1	1	0	19	0	0	19	19.00
JK Joyce	1	1	0	18	0	0	18	18.00
JJ Wallington	5	4	2	9*	0	0	17	8.50
CJ Mackay	8	3	2	11*	0	0	16	16.00
MJ Galvin	4	3	1	10*	0	0	15	7.50
WA Garske	6	5	0	11	0	0	13	2.60
PW Draheim	1	1	0	11	0	0	11	11.00
EG Du Payne	3	2	0	11	0	0	11	5.50
JM Lait	2	1	1	5*	0	0	5	-
LG Petersen	1	1	0	4	0	0	4	4.00
BT Lanigan	1	1	0	3	0	0	3	3.00
PW Singh	2	2	0	1	0	0	1	0.50
MG Shallcross	1	0	0	0	0	0	0	-
DM Perkins	1	0	0	0	0	0	0	-
JJ Gittins	1	0	0	0	0	0	0	-
NC Harding	1	0	0	0	0	0	0	-
HJ Collier	1	0	0	0	0	0	0	-
TM Cramb	3	0	0	0	0	0	0	-

### Third Grade Bowling – Two Day Matches

Player	Overs	Maidens	Runs	Wickets	Average	Best	5 Wkts.
CJ Mackay	159	34	458	21	21.81	6-34	1
JP O'Neill	76.3	21	204	10	20.40	3-7	0
MT Stubbings	59.4	14	221	8	27.63	3-39	0
KC Brown	22.4	6	81	7	11.57	3-24	0
E Venter	30	7	82	6	13.67	3-29	0
MJ Galvin	41.3	8	148	4	37.00	1-20	0
TM Cramb	35	13	66	2	33.00	2-18	0
HJ Collier	11	2	22	2	11.00	2-22	0
JM Lait	7	4	10	2	5.00	2-10	0
JJ Wallington	33.5	5	115	2	57.50	1-8	0
J Badenhorst	14	3	74	2	37.00	1-2	0
HP Willmington	9.3	0	30	2	15.00	2-16	0
FS Thomasson	13	4	21	1	21.00	1-21	0
HD Weibgen	4	2	9	1	9.00	1-9	0
HG Whyte	18	7	47	1	47.00	1-14	0
BT Lanigan	13	3	32	1	32.00	1-24	0
LG Petersen	3	1	3	0	-	0-3	0
NJ Ryall	1	0	16	0	-	0-16	0
PW Singh	6	2	6	0	-	0-3	0
NC Harding	3	0	23	0	-	0-23	0
LR Stutter	1	0	1	0	-	0-1	0



Tom Collier receives the Third Grade batting average award from Peter Drinnen.

## THIRD GRADE ONE-DAY COMPETITION STATISTICS

Team	Points	NRR
Northern Suburbs	14	3.438
Gold Coast	14	2.138
University of Queensland	11	0.544
Western Suburbs	11	-0.482
Wynnum/Manly	10	0.108
South Brisbane	10	-0.562
Sandgate - Redcliffe	7	0.228
Redlands	6	-0.256
<b>Valley</b>	<b>2</b>	<b>-1.142</b>
Toombul	2	-2.216

Premiership:	9th
Matches Played:	4: Won 1, Lost 3

### Third Grade Batting – One-Day Matches

Player	Matches	Innings	Not Outs	Best Score	100s	50s	Runs	Average
TA Collier	2	2	0	73	0	1	122	61.00
KC Brown	4	4	0	16	0	0	54	13.50
CJ Nowlan	3	3	0	29	0	0	50	16.67
E Venter	3	3	1	19	0	0	42	21.00
MT Stubbings	4	4	0	32	0	0	39	9.75
WA Garske	2	2	0	34	0	0	38	19.00
JP O'Neill	1	1	0	34	0	0	34	34.00
EG Du Payne	3	3	0	24	0	0	25	8.33
CP Mackie	2	2	0	16	0	0	24	12.00
MJ Galvin	1	1	0	22	0	0	22	22.00
XL Thornton	1	1	0	20	0	0	20	20.00
J Badenhorst	2	2	0	18	0	0	19	9.50
LG Petersen	1	1	0	13	0	0	13	13.00
DM Perkins	2	2	0	11	0	0	11	5.50
JK Joyce	2	2	0	8	0	0	10	5.00
CJ Mackay	3	2	2	6*	0	0	7	-
NJ Ryall	3	2	0	7	0	0	7	3.50
PW Singh	1	1	0	6	0	0	6	6.00
BT Lanigan	1	1	1	5*	0	0	5	-
JJ Wallington	2	1	0	2	0	0	2	2.00
HG Whyte	1	1	0	0	0	0	0	0.00
HP Willmington	1	1	0	0	0	0	0	0.00

### Third Grade Bowling – One-Day Matches

Player	Overs	Maidens	Runs	Wickets	Average	Best	5 Wkts.
MT Stubbings	29	2	120	7	17.14	4-30	0
CJ Mackay	31.5	9	95	4	23.75	3-33	0
CJ Nowlan	8.2	1	37	4	9.25	3-0	0
JP O'Neill	20	8	24	4	6.00	4-24	0
J Badenhorst	19	6	34	3	11.33	2-14	0
KC Brown	22	2	114	3	38.00	1-25	0
BT Lanigan	7	0	28	2	14.00	2-28	0
LG Petersen	8	0	48	1	48.00	1-48	0
PW Singh	8	0	45	0	-	0-45	0
XL Thornton	3	0	27	0	-	0-27	0
E Venter	16	0	61	0	-	0-15	0
JJ Wallington	8	0	39	0	-	0-13	0
MJ Galvin	6	0	20	0	-	0-20	0

## FOURTH GRADE – The Bob Spence Shield

### **Fourth Grade Captain's Report: Bob Donker**

The 2020-21 season for Valley Fourth Grade is what many professional sporting franchises would classify as a rebuilding season. With a number of higher-grade players changing clubs as well as a few retirements following the end of the 2019-20 season, a vastly younger and inexperienced Fourth Grade side took to the park compared to previous seasons.

This changing of the guard gave some of the up and coming younger players such as Cooper Mackie, Josh Gittins, Josh Lait, Ben Lanigan, Paul Draheim, Ethan Du Payne, Connor Nowlan and Nick Parrot (to name a few) a great opportunity to not only develop, but to showcase and test their skills in higher grades.

In addition to the young guns coming up through the ranks we managed to retain a few core senior players, including Daniel Larke, Cameron Skinner, Kaidyn Brown and James Wallington. We also lured ex-Valley premiership winner Alex Thompson back after his defection to Northern Suburbs for three seasons.

The season started out with a trip to Fehlberg Park, where we faced a very determined South Brisbane side who batted through all of day one on a very flat wicket for the loss of only two wickets. This is not something that many of our side, especially the senior players, had experienced and it somewhat set the tone for the majority of the season, where the cricket would be a hard fought and sessions often ground out. After the tough start, we returned on day two with a point to prove. Josh Lait led the attack beautifully with a well-deserved five wicket haul and despite South Brisbane batting on and posting 9/330 declared, we gave the run chase a fair crack. With only 66 overs to chase down the total, half centuries from Daniel Larke and Paul Draheim and a superb ton (130) from Alex Thompson almost got us the win, however we finished just 15 runs short and would share the points.

Although we had a somewhat positive start in game one, the first half of the season was as previously mentioned, a bit of a grind. There were moments of individual brilliance, however overall we failed to put in consistent performances with both the bat and ball. With a number of washouts thrown in, our inconsistent performances found us winless at the Christmas break. Notable individual performances prior to the Christmas break included:

- Half centuries from Ethan Du Payne (90), Cooper Mackie (56) and Dean Perkins (55) against Wynnum Manly in Round Two.
- Former First Grade opening batsman Owen Gilchrist putting his hand up to fill in and then scoring 50 in a hard-fought innings against Toombul.
- Nick Parrot's 57 against a strong University in Round Five.
- Young Campbell Corrigan opening the batting against South Brisbane in Round Six and scoring 58.
- Josh Gittins taking 4/24 against Wynnum Manly in a rain reduced one day match in Round Seven.

The break couldn't have come at a better time and although we had time to regroup, unfortunately it was similar reading for Round Nine when our game against Gold Coast was washed out and in Round Ten we were bowled out for 89 against Sandgate Redcliffe. There were some positives though, Josh Gittins taking three wickets against Sandgate and the addition of Damon Gale to our bowling attack, which proved critical in the final three rounds.

In Round Eleven we finally put a win on the board with a two-day victory against Gold Coast. The skipper justified his continued selection with 71 at the top of the order, 41 from Nathan Harding, 33 from Beau Wright, another returning ex-Valley player, and some late hitting from Calum Waite (26) took the total to 9/253 before we declared just prior to the close of play.

A solid bowling performance in week two saw Gold Coast knocked over for just 65 with Damon Gale (2), Declan Walker (2) and Daniel Larke (4) being the main wicket takers. Despite the attempt at an outright being unsuccessful, Nick Bradford's celebrity over did see him finish with 2/0 from five balls to round out a solid first victory.

In Round Twelve we took on Western Suburbs at Graceville. Dominant bowling at the top from Damon Gale (4), Daniel Larke (3) and tight bowling from Josh Lait and Josh Gittins restricted Wests first innings to 188. Play was called off early due to bad light in week one, but we chased down the total to secure our second win in week two. Back to back half centuries from the skipper (65) backed up by 44 from Beau Wright, 41 from Nathan Harding and late hitting from Damon Gale saw us easily pass the target and declare our innings closed at 271/9. Our second consecutive attempt at an outright was almost successful, with Gale (4), Lait (2) and Gittins (2) reducing Wests to 8/92 before the end of play. A great all-round performance and a solid second win.

The final fixture was against top of the table Redlands at home on Norm McMahon Oval. An outright win and some other results going our way would have us (somehow) sneak into the finals, which from our position at Christmas seemed very unlikely. After winning the toss and electing to field, the bowlers again did the job with Damon Gale (4), Kaidyn Brown (3) and Daniel Larke (2) restricting Redlands to just 110. Our batsmen knocked off the runs required with Daniel Larke (45), Kaidyn Brown (31) and Beau Wright (31) taking the score to 8/180 before we declared in search of an elusive and unlikely outright win. Despite our best efforts and early wickets from Josh Gittins (3), Kaidyn Brown (2) and Damon Gale (2) we were unable to bring the Redlands innings to a quick close. Redlands posted 9/158 before declaring, but it was too little too late and we were unable to secure the outright.

We had a great finish to the season, winning the last three games, two of which were against sides higher than us on the ladder. Although we only finished sixth we definitely have some positives to bring forward into next season.

A massive thank you to the following individuals and groups who put in time and effort throughout the season and those who supported the club and our Fourth Grade side specifically:

- Owen Gilchrist, Xavier Thornton, Liam Petersen, Tim O'Rourke and Matthew Walter for being last minute fill-ins (some more than once) to ensure we could field a team. A massive help which was greatly appreciated.
- Matthew Walter for his extraordinary work as Chairman of Selectors. A massive effort that should not be underestimated.
- The hard work by and support from the coaching staff Brad Murphy, Peter Drinnen, Clinton Kempnich and Matthew Petrie, who develop and get the most out of every player.
- Thanks to the Executive Committee for everything they do behind the scenes. Again, a massive undertaking that often goes unmentioned but is critical to the continued success and growth of our great club.

Finally, thank you to all the players who contributed towards our Fourth Grade team this season. Hopefully we can have another successful season in 2021/22, potentially under new leadership, and also challenge for the much-coveted Club Championship.

BD

## FOURTH GRADE TWO-DAY PREMIERSHIP STATISTICS

Redlands	133.02
Northern Suburbs	111.97
University of Queensland	107.22
South Brisbane	102.11
Western Suburbs	97.01
<b>Valley</b>	<b>94.68</b>
Toombul	94.02
Sandgate - Redcliffe	78.34
Wynnum/Manly	61.02
Gold Coast	57.93

Premiership:	6th
Matches played:	9: Won on 1st innings 3, Drawn 3, Lost 1st innings 3

### Fourth Grade Batting – Two Day Matches

Player	Matches	Innings	Not Outs	Best Score	100s	50s	Runs	Average
AWC Thompson	5	6	0	130	1	0	237	39.50
BRJA Donker	9	9	0	71	0	2	214	23.78
DG Larke	9	8	0	53	0	1	144	18.00
BM Wright	3	4	2	44	0	0	116	58.00
CJ Nowlan	5	5	1	32	0	0	102	25.50
EG Du Payne	2	2	0	90	0	1	90	45.00
DM Perkins	6	5	0	55	0	1	86	17.20
NC Harding	2	2	0	41	0	0	82	41.00
NA Parrott	3	4	0	57	0	1	77	19.25
KC Brown	3	3	0	31	0	0	68	22.67
CP Mackie	4	3	0	56	0	1	64	21.33
CM Skinner	5	5	0	36	0	0	61	12.20
PW Draheim	3	1	1	51*	0	1	51	-
OS Gilchrist	1	1	0	50	0	1	50	50.00
CJ Waite	2	2	1	26*	0	0	46	46.00
DP Gale	4	4	3	37*	0	0	39	39.00
JJ Wallington	3	2	1	23*	0	0	30	30.00
LG Petersen	4	4	0	14	0	0	27	6.75
XL Thornton	1	1	1	25*	0	0	25	-
JC D'Roza	3	2	0	23	0	0	25	12.50
BT Lanigan	3	2	2	18*	0	0	23	-
N Bradford	3	2	0	17	0	0	22	11.00
RC Kelly	4	4	0	10	0	0	16	4.00
JA Heiniger	1	1	0	15	0	0	15	15.00
JJ Gittins	6	6	2	5*	0	0	13	3.25
MJ Kennedy	2	2	1	7*	0	0	7	7.00
JK Joyce	2	2	0	5	0	0	5	2.50
LJG McRae	1	1	0	5	0	0	5	5.00
DJ Walker	1	1	0	4	0	0	4	4.00
JM Lait	3	2	1	2	0	0	3	3.00
MT Gant	3	2	1	1	0	0	1	1.00
HJ Collier	1	0	0	0	0	0	0	-
CD Corrigan	1	0	0	0	0	0	0	-
MJ Galvin	1	0	0	0	0	0	0	-
LD Eaglestone	1	0	0	0	0	0	0	-
JM Varatharajan	1	0	0	0	0	0	0	-
MG Walter	1	0	0	0	0	0	0	-
CJ Smith	1	0	0	0	0	0	0	-

### Fourth Grade Bowling – Two-Day Matches

Player	Overs	Maidens	Runs	Wickets	Average	Best	5 Wkts.
DG Larke	179.1	64	344	22	15.64	4-18	0
DP Gale	94.2	21	215	18	11.94	4-32	0
JJ Gittins	79.2	14	288	13	22.15	3-48	0
JM Lait	63	12	187	7	26.71	5-90	1
KC Brown	26.4	6	78	6	13.00	3-19	0
MJ Kennedy	30.2	7	74	5	14.80	3-53	0
BT Lanigan	24	3	69	3	23.00	1-14	0
CJ Nowlan	28	6	103	3	34.33	2-36	0
PW Draheim	42	11	142	3	47.33	3-91	0
N Bradford	0.5	0	0	2	0.00	2-0	0
MT Gant	15	1	53	2	26.50	2-43	0
RC Kelly	27	8	64	2	32.00	2-22	0
LJG McRae	11	3	22	2	11.00	2-22	0
DJ Walker	10	2	21	2	10.50	2-7	0
JJ Wallington	40	5	106	1	106.00	1-35	0
CJ Waite	13	1	51	1	51.00	1-4	0
CM Skinner	2	0	11	1	11.00	1-11	0
LD Eaglestone	6	0	16	1	16.00	1-16	0
JC D'Roza	1	0	1	1	1.00	1-1	0
EG Du Payne	2	0	19	0	-	0-19	0
CD Corrigan	0	0	12	0	-	0-12	0
MJ Galvin	4	0	23	0	-	0-23	0
NA Parrott	5	2	10	0	-	0-1	0
LG Petersen	14	2	43	0	-	0-0	0



Anthony Horgan receives the Lower Grade Club Champion trophy from Keith Dudgeon.



## FOURTH GRADE ONE-DAY COMPETITION STATISTICS

Team	Points	NRR
Northern Suburbs	17	1.107
Redlands	15	0.420
Toombul	12	0.273
Gold Coast	11	0.883
Wynnum/Manly	9	0.212
Western Suburbs	7	-0.018
University of Queensland	7	-0.056
South Brisbane	6	-0.325
<b>Valley</b>	<b>4</b>	<b>-1.418</b>
Sandgate - Redcliffe	2	-1.738

Premiership:	9th
Matches played:	4: Drawn 2, Lost 2

### Fourth Grade Batting – One-Day Matches

Player	Matches	Innings	Not Outs	Best Score	100s	50s	Runs	Average
CD Corrigan	1	1	0	58	0	1	58	58.00
CM Skinner	2	2	1	41*	0	0	47	47.00
PF Cummins	3	2	0	31	0	0	43	21.50
DG Larke	3	3	0	28	0	0	30	10.00
JK Joyce	1	1	0	26	0	0	26	26.00
LG Petersen	2	2	0	13	0	0	25	12.50
AWC Thompson	2	2	0	9	0	0	13	6.50
BRJA Donker	1	1	1	12*	0	0	12	-
RC Kelly	2	1	0	10	0	0	10	10.00
JJ Gittins	3	2	1	6*	0	0	8	8.00
NC Harding	1	1	0	8	0	0	8	8.00
N Bradford	1	1	0	6	0	0	6	6.00
MT Gant	1	1	1	4*	0	0	4	-
OS Gilchrist	1	1	0	4	0	0	4	4.00
DJ Walker	2	1	0	4	0	0	4	4.00
DM Perkins	1	1	0	1	0	0	1	1.00
TJ O'Rourke	1	1	1	0*	0	0	0	-
NA Parrott	2	1	0	0	0	0	0	0.00
CC Bauman	1	0	0	0	0	0	0	-
LD Eaglestone	2	0	0	0	0	0	0	-

### Fourth Grade Bowling – One-Day Matches

Player	Overs	Maidens	Runs	Wickets	Average	Best	5 Wkts.
JJ Gittins	8	0	58	5	11.60	4-24	0
DG Larke	19.2	2	80	3	26.67	2-15	0
LG Petersen	11	1	27	3	9.00	2-17	0
AWC Thompson	8	1	27	2	13.50	2-27	0
TJ O'Rourke	5	0	22	1	22.00	1-22	0
CD Corrigan	3	0	18	1	18.00	1-18	0
LD Eaglestone	5	0	44	0	-	0-21	0
MT Gant	2	0	25	0	-	0-25	0
NA Parrott	3	0	14	0	-	0-14	0
CC Bauman	3	0	29	0	-	0-29	0
DJ Walker	7.4	0	59	0	-	0-25	0

## FIFTH GRADE – The Roy Tanner Shield

### **Fifth Grade Captain's Report: Anthony Horgan**

2020/21 was certainly a different season to recent years for the mighty VDCC 5th Grade side. With player movement, retirements and injuries all playing their part at various points, 5's ended up having over 50 players roll through the team over the course of the year! Certainly a record for any VDCC team I have ever been a part of in a single season!

With that volatility however came opportunity, with an equally large number of boys making their 5th Grade debuts (and in some cases, senior VDCC debuts too). For quite a few of these guys, they didn't stay with us too long because they performed so well – with a few even going on to make their 3rd Grade debuts this season, and I would guess quite a few more to be reaching that level and higher over the coming seasons. We certainly had a much younger team in 5's this year compared to previous seasons, often resulting in the only players being over 20 being the grumpy old captain and his brother.

The one thing that stayed constant throughout the season though was the willingness of anyone that stepped on the field for 5's to try and play to the best of their ability, both for themselves and their teammates. Although we didn't always get the results we were hoping for, a lot of our younger players learned a lot about what it takes to play senior cricket and I am sure Valleys will benefit for many years to come with the experience that these boys gained over the course of this season.

It was certainly an up and down season in terms of results. Despite finishing 8th in the Two Day competition after losing a few very tight games, we won the One Day competition undefeated, including beating all of the top 3 teams from the 2 day comp on the road to victory (including both the 2 day comp finalists away on their #1 ovals!). Certainly goes to show that the talent is there in this group and now the challenge is learning how to apply that to the longer form of the game.

Highlights of the 2020/21 VDCC 5th Grade season:

- Getting to watch an absolute leg spin masterclass by Josh Gittins in the One Day Grand Final. On Ken Mackay Oval (Toombuls #1 ground), on an absolute road with small boundaries and a lightning outfield, Gits took 5/20 to bowl us to victory defending a lowish target. Josh also took the catch for the premiership wicket off his spin partner in crime Angus Tolhurst. This was a well-deserved finish for these 2 young tyros after their "spin to win" approach not just won the GF, but also got us there, putting the clamps on a week earlier against a rampaging Redlands side to orchestrate a semi final win for the ages in front of a home crowd on Peter Easton oval. Also of note from the GF was Nick Bradford with his late runs getting us up to a competitive total, and 5 dismissals for the game setting the standard in the field.
- Connor Bauman setting the highest bar possible in terms of "Pre Cricket Fashion" and "Post Cricket Beer Enthusiasm" week in, week out. Then backing it up with 5/20 vs Norths on their #1 oval – including nicking off their First Grade player for Pat Horgan to take the catch of the season in slips.
- Watching Sam Wildermuth absolutely savage all and sundry on a hot, sunny day out at Wynnum Manly early in the season and getting absolutely hosed by the opposition fast bowler while doing it. Then coming onto bowl later in the day and pegging back said quicks' off stump with his third ball! Turns out your slower ball is better than his was Muff!
- Getting to witness the most aesthetic 71 runs ever made in 5th Grade cricket by Pat Cummins vs Toombul. Shocked no one to see him end up in 3's at the back end of the season! Perhaps

only matched by another bloke who should be in 3's: Cameron Skinner's 80 on the final day of cricket for the summer....

- Seeing Declan Walker take Valleys best senior bowling figures of the entire season out at Souths with 8/36 (that one innings alone would put him in our top 5 wicket takers for the year!) and then watching Cam Willis, with assistance from Harry Carroll and Jared D'Roza, bat us to victory to start our one day season on the brightest of notes.
- In the dark, on the second last day of cricket for the season, after a long hot day in the field, Janu Varatharajan hitting sixes for fun into the Redlands car park until the team that had just made 300 runs in the day were appealing for the light!
- Pat Horgan giving Sandgate Redcliffe flashback nightmares, smacking them everywhere for 65 first game after Christmas. Still unsure if their teenage spinner ever bowled again or whether they are still looking for some of those sixes ...
- In an affront to keepers everywhere, and with the skipper of 2's in the cordon with him, Harry Carroll borrowing keeping gloves (but no pads) to fill in for a session (in short sleeves) when our regular keeper was otherwise occupied for the first hour of a game...and going 2 from 2 for catches while doing it!
- Watching the Uni batsmen continually miss straight balls for an entire day as Anthony Horgan took 11/24 and the only VDCC 10 wicket match haul for the season vs Uni 2 at Dunlop Volley Park...but still managing to lose outright.
- Seeing a bloke nearly get bowled around his legs with Macca Hughes aka Lil'Godey making the ball hoop around corners while also doing his marathon training enroute to 6/26 off 14 consecutive overs vs Wests.
- Chris Herman making his VDCC debut in the final game of the season and on his first day of cricket for the club, taking out the prestigious "Call of the Year" award, much to the chagrin of H.Carroll...
- Kaz Willis bringing out the Zooper Doopers at drinks breaks on the hottest days of the year – genuine life saving activity that!
- Harry Carroll and Dean Perkins battling it out for best contribution to bowling for the year – H by having the highest economy rate ever seen in VDCC nets but then bowling 2/3 maidens in his first shot at the bowling crease VS Perko stepping up to establish dominance when we lost Jamie Alexander to injury early and then in the process of completing JP's over, has a batsmen jump up into a bouncer to get hit and then gets warned for intimidatory bowling.

Lowlights of the season include:

- Losing SOK (Harry Edwards), Hoffy (Tom Hoffman) and JP (Jamie Alexander) to serious injuries early in the season – can't wait to see you boys back next season better than ever, even if it is in Melbourne.
- Having Cam Willis turn a leggie square, perfectly catch the edge and fly to Pat Horgan at first slip...only to be told there was no edge. Just the big dog, turning the ball a metre apparently.
- Harry Carroll discovering the Kermit dance...
- Janu Varatharajan constantly spamming the team chat with the Kermit dance...
- Anthony Horgan performing the Kermit dance in the final game of the season.
- VDCC legend and former 2<sup>nd</sup> Grade century maker, Brodie Saw playing one game of cricket for the year, to contribute a third ball globe and a broken finger, and only 1 frozen coke.

- Playing cricket on a field with grass so long and with so many clippings left in the outfield, that you could genuinely lose the ball while it was still in play!
- Anthony Horgan continuing in his predecessor Cameron Skinner's footsteps by trying to set a new record for most tosses lost in a single season... "37 degrees, no wind, flat track...guess we'll be bowling today then". No wonder he was so damn grumpy all the time...

Despite not having all the results go how we would have liked – that's just cricket – the positives far outweighed the negatives this season. Thank you to all involved behind the scenes at VDCC for organising all the little things that allow us to play this (mostly) enjoyable game every summer, your job being further extended in this first covid affected season.

Thanks to the family members – Mums, Dads, Brothers, Sisters, Partners – who support us every season. You know, often better than us playing, that this game is bad far more often than it is good, so thank you for your support and patience.

And lastly, thanks to every guy that stepped on the field and played 5's this season. We pay to play this game, because we enjoy it – but you only enjoy it if you are with a great bunch of blokes. And you boys are nothing if not just that!

Cheers,

Horgs.



Fifth Grade One Day Competition 2020-21 Premiers.

## FIFTH GRADE TWO-DAY PREMIERSHIP STATISTICS

Northern Suburbs	133.44
Toombul	125.39
Redlands	120.99
University of Queensland (2)	105.67
Sandgate - Redcliffe	103.50
University of Queensland (1)	77.13
South Brisbane	74.26
<b>Valley</b>	<b>70.28</b>
Wynnum/Manly	66.50
Western Suburbs	64.41

Premiership:	8th
Matches played:	9: Won on 1st innings 2, Drawn 1, Lost 1st innings 5, Lost outright 1

### Fifth Grade Batting – Two-Day Matches

Player	Matches	Innings	Not Outs	Best Score	100s	50s	Runs	Average
AR Horgan	9	8	1	63	0	2	284	40.57
PM Horgan	9	8	1	63	0	1	187	26.71
JM Varatharajan	5	6	0	66	0	1	134	22.33
SG Wildermuth	4	5	0	44	0	0	127	25.40
CM Skinner	3	3	0	80	0	1	107	35.67
PF Cummins	5	5	0	71	0	1	101	20.20
HF Carroll	7	9	1	20	0	0	74	9.25
CB Willis	9	8	0	27	0	0	74	9.25
EG Du Payne	1	1	0	73	0	1	73	73.00
N Bradford	5	3	0	32	0	0	55	18.33
MM Hughes	3	2	0	37	0	0	52	26.00
JL Irwin	2	3	0	49	0	0	49	16.33
NA Parrott	2	1	0	43	0	0	43	43.00
JC D'Roza	4	4	1	29	0	0	41	13.67
TJ Hoffman	2	1	0	29	0	0	29	29.00
DJ Walker	3	2	0	17	0	0	21	10.50
HC Edwards	3	2	0	17	0	0	19	9.50
CD Corrigan	3	2	0	14	0	0	17	8.50
DM Perkins	2	2	0	10	0	0	10	5.00
MG Zipf	5	3	3	8*	0	0	10	-
JP Alexander	5	3	1	8	0	0	8	4.00
JJ Gittins	4	2	0	8	0	0	8	4.00
CJ Waite	1	1	0	7	0	0	7	7.00
OL Spence	1	1	0	5	0	0	5	5.00
RC Kelly	2	1	0	5	0	0	5	5.00
JR Hallion	1	1	0	2	0	0	2	2.00
CJ Herman	1	1	0	2	0	0	2	2.00
CC Bauman	1	2	0	1	0	0	1	0.50
LR Adams	1	0	0	0	0	0	0	-
NC Harding	1	0	0	0	0	0	0	-
RJ Grace	1	1	0	0	0	0	0	0.00
XJ Evans	1	0	0	0	0	0	0	-
MT Gant	4	1	0	0	0	0	0	0.00
CJ Nowlan	1	1	0	0	0	0	0	0.00
G Ramgharia	1	1	1	0*	0	0	0	-
CT Sims	1	0	0	0	0	0	0	-
BJ Hollins	2	0	0	0	0	0	0	-
RZ Wenzel	1	1	0	0	0	0	0	0.00
FD White	1	0	0	0	0	0	0	-

### Fifth Grade Bowling – Two-Day Matches

Player	Overs	Maidens	Runs	Wickets	Average	Best	5 Wkts.
AR Horgan	156.3	55	346	32	10.81	6-13	3
MM Hughes	28	9	114	7	16.29	6-26	1
CB Willis	49	9	135	6	22.50	3-74	0
MT Gant	43.2	12	95	6	15.83	3-28	0
HC Edwards	51	6	160	6	26.67	3-47	0
DJ Walker	49	8	144	5	28.80	2-21	0
JL Irwin	12.2	0	39	4	9.75	4-33	0
JM Varatharajan	28	5	99	4	24.75	2-9	0
CC Bauman	19	6	42	4	10.50	4-23	0
JJ Gittins	57	10	150	4	37.50	2-55	0
JP Alexander	44.3	5	175	3	58.33	1-7	0
SG Wildermuth	12	6	39	3	13.00	2-25	0
MG Zipf	29	7	67	2	33.50	2-16	0
RC Kelly	16	1	77	2	38.50	2-77	0
CJ Nowlan	12	2	32	2	16.00	2-32	0
PM Horgan	7	1	25	2	12.50	2-25	0
TJ Hoffman	17	1	74	1	74.00	1-50	0
CJ Waite	7.1	2	16	1	16.00	1-16	0
CT Sims	5	0	23	1	23.00	1-23	0
NA Parrott	2.3	2	0	0	-	0-0	0
DM Perkins	2	1	1	0	-	0-1	0
G Ramgharia	14	2	48	0	-	0-20	0
FD White	6	1	8	0	-	0-8	0
RJ Grace	6	0	33	0	-	0-33	0
JR Hallion	5	1	34	0	-	0-34	0
CJ Herman	1	0	13	0	-	0-13	0
LR Adams	1	0	4	0	-	0-4	0
HF Carroll	3	1	2	0	-	0-2	0
CD Corrigan	4	1	11	0	-	0-11	0
EG Du Payne	5	1	21	0	-	0-21	0



Anthony Horgan receives both the batting and bowling average awards for Fifth Grade from Andrew Gode.

## FIFTH GRADE ONE-DAY COMPETITION STATISTICS

Team	Points	NRR
Toombul	16	0.779
<b>Valley</b>	<b>15</b>	<b>0.872</b>
Redlands	12	0.955
University of Queensland (2)	12	0.400
South Brisbane	11	0.245
Wynnum/Manly	7	-0.733
University of Queensland (1)	6	-0.408
Northern Suburbs	4	-0.442
Western Suburbs	2	-0.763
Sandgate - Redcliffe	2	-0.876

Premiership:	Premiers
Matches played:	6: Won 5, Drawn 1

### Fifth Grade Batting – One-Day Matches

Player	Matches	Innings	Not Outs	Best Score	100s	50s	Runs	Average
JM Varatharajan	5	5	0	50	0	1	126	25.20
CB Willis	4	4	1	61*	0	1	99	33.00
HF Carroll	4	4	0	43	0	0	84	21.00
N Bradford	4	4	1	60*	0	1	82	27.33
AS Tolhurst	4	4	0	30	0	0	77	19.25
JC D'Roza	3	3	0	42	0	0	71	23.67
PM Horgan	4	4	1	37*	0	0	68	22.67
CC Bauman	4	3	1	44	0	0	48	24.00
CM Skinner	1	1	0	46	0	0	46	46.00
AR Horgan	5	5	1	14	0	0	34	8.50
PF Cummins	2	2	0	19	0	0	24	12.00
JJ Gittins	2	2	0	14	0	0	17	8.50
RC Kelly	1	1	1	7*	0	0	7	-
HJ Forster	1	1	0	6	0	0	6	6.00
MT Gant	2	1	1	6*	0	0	6	-
RJ Harten	1	1	0	4	0	0	4	4.00
MG Zipf	5	3	1	1	0	0	1	0.50
BA Saw	1	1	0	0	0	0	0	0.00
DJ Walker	1	0	0	0	0	0	0	-

### Fifth Grade Bowling – One-Day Matches

Player	Overs	Maidens	Runs	Wickets	Average	Best	5 Wkts.
CC Bauman	24	1	90	8	11.25	5-22	1
JJ Gittins	14	1	40	8	5.00	5-20	1
DJ Walker	8	0	36	8	4.50	8-36	1
AS Tolhurst	22	2	70	6	11.67	3-19	0
AR Horgan	31	3	103	6	17.17	3-12	0
MG Zipf	25	2	91	4	22.75	2-27	0
MT Gant	9	0	53	3	17.67	3-17	0
JM Varatharajan	13	0	60	3	20.00	3-14	0
RJ Harten	8	0	44	0	-	0-44	0
CB Willis	16	1	68	0	-	0-13	0
PM Horgan	2	0	14	0	-	0-14	0
LD Eaglestone	2	0	15	0	-	0-15	0

**FIFTH GRADE ONE DAY FINAL**  
**VALLEY v TOOMBUL**  
**31 January 2021, Ken Mackay Oval, Nundah**

<b>Valley Batting - Innings 1</b>		<b>Runs</b>	<b>Balls</b>	<b>4s</b>	<b>6s</b>
JM Varatharajan	b. BN Wickham	37	44	7	1
PM Horgan	run out A Mears	12	11	2	0
PF Cummins	c. unknown b. M Buckley	19	31	2	0
AS Tolhurst	lbw b. BN Wickham	24	42	1	0
JC D'Roza	lbw b. BN Wickham	5	15	1	0
CB Willis	run out BN Wickham	28	53	2	0
AR Horgan *	c. unknown b. BN Wickham	2	4	0	0
N Bradford †	c. unknown b. M Buckley	15	18	1	0
CC Bauman	c. unknown b. MJ Lynn	3	4	0	0
JJ Gittins	c. unknown b. MJ Lynn	3	6	0	0
MG Zipf	not out	0	2		
	extras (nb0, w7, b0, lb2)	9			
		10 for	157		(39.1 overs)

FOW

1-19 (PM Horgan), 2-71 (PF Cummins), 3-73 (JM Varatharajan), 4-81 (JC D'Roza), 5-129 (AS Tolhurst), 6-132 (AR Horgan), 7-139 (CB Willis), 8-148 (CC Bauman), 9-157 (N Bradford), 10-157 (JJ Gittins).

<b>Toombul Bowling</b>	<b>O</b>	<b>M</b>	<b>R</b>	<b>W</b>	<b>wd</b>	<b>nb</b>
A Mears	8.0	0	26	0	1	0
MJ Lynn	8.0	1	37	2	2	0
M Buckley	7.1	1	37	2	1	0
BN Wickham	8.0	0	31	4	3	0
AC Oldham	8.0	0	24	0	0	0

<b>Toombul Batting - Innings 1</b>		<b>Runs</b>	<b>Balls</b>	<b>4s</b>	<b>6s</b>
A Mears	lbw b. AR Horgan	8	21	2	0
RA Woollard	c. N Bradford b. CC Bauman	22	46	2	0
D Barrett	c. N Bradford b. JJ Gittins	20	36	2	0
MJ Pease	c. N Bradford b. AS Tolhurst	11	22	1	0
WJ Pembroke	c. JJ Gittins b. AS Tolhurst	15	18	2	0
AC Oldham	lbw b. JJ Gittins	1	3	0	0
AM White	st. N Bradford b. JJ Gittins	9	14	1	0
MJ Lynn	lbw b. JJ Gittins	0	1	0	0
M Hussey *†	st. N Bradford b. AS Tolhurst	0	4	0	0
BN Wickham	c. PF Cummins b. JJ Gittins	9	6	0	1
M Buckley	not out	0	0	0	0
	extras (nb1, w9, b0, lb1)	11			
		10 for	106		(29.1 overs)

FOW

1-25 (A Mears), 2-45 (RA Woollard), 3-71 (MJ Pease), 4-71 (D Barrett), 5-74 (AC Oldham), 6-94 (MJ Lynn), 7-94 (AM White), 8-95 (M Hussey), 9-105 (BN Wickham), 10-106 (WJ Pembroke).

<b>Valley Bowling</b>	<b>O</b>	<b>M</b>	<b>R</b>	<b>W</b>	<b>wd</b>	<b>nb</b>
AR Horgan	5.0	1	12	1	0	0
MG Zipf	5.0	0	18	0	5	2
CB Willis	4.0	0	16	0	0	0
CC Bauman	5.0	0	20	1	0	0
JJ Gittins	6.0	0	20	5	0	0
AS Tolhurst	5.1	0	19	3	1	0

\*Captain †Wicket Keeper

**Match Result:** Valley won  
**Toss Won by:** Valley (elected to bat first)  
**Captains:** AR Horgan (VDCC) & M Hussey (Toombul)  
**Umpires:** R Raghuraman & D Hunt

## SIXTH GRADE (No. 1) – The WEP Harris Shield

### **Sixth Grade (No. 1) Captain's Report: James Hicks**

Believe me this is just as unusual to be writing, as it may be for you to be reading. A 6<sup>th</sup> Grade report without the name Kempnich on it for the first time in goodness knows how long... And whilst I will save you from the proverbial lower grade antidotes of knee-high outfielders, sub-par pitches, and pathetic grassroots funding, I would like to first and foremost acknowledge and thank my predecessor for his continued efforts and the value that he brings to both this club and team. Remarkably selfless with his time, knowledge, and labours both on and off the field, he to me is the embodiment of what it is to be a club man. I know that I speak for many of us when I say that lower grade & junior cricket at Valleys would be vastly different without his efforts and willingness to contribute so greatly and over such a long period of time, to a cause that has influenced so many cricketers at the Club.

The 6 (1) campaign for 2020/21, whilst under new leadership, still maintained the same principles established so many seasons beforehand, all playing for the enjoyment of the game, and with a precedence of comradeship and mateship above the success of any individual or the team itself. As far as performances go, we did have a successful season in terms of results - finishing minor premiers, dropping just the single game the entire regular season, winning a game outright (nearly 2), but ultimately stumbling in the semi-final against a resilient 6 (2)s effort.

I wanted to take this opportunity to talk about the gentlemen that made this season for what it was.

That story should begin with its chief protagonist and in terms of performances, 2020/21 will be remembered for "War Rig" Kyle Coleman. When not screaming at everyone to settle down from fine leg, Kyle was in and amongst the wickets and scoring runs in bulk. Kyle took 29 wickets at an average of 10 which included a 5-fa against Wynnum and two 6-fa's, one against Toombul, the other against Sandgate. In case that wasn't enough, he also romped his way to an average of 41 with the bat. A huge personality in every way imaginable, Kyle brings a lot to any situation, and should the hammy hold up, will be terrorising opposition opening batsmen again next season.

Alex Balston was the unofficial 2IC for the season. AB contributed substantially with the bat this year, managing to throw away 4 hundreds after getting past 50. Willing to play whatever role was necessary for the team, AB was ever reliable this year, and always backed the boys first and foremost. He is for mine, an upstanding example of what we play for. AB has become an important member of the group, setting standards for teammates in just his second season with the club.

Brendan Badenhorst featured heavily again for us this season and continues to power on. With his lowkey approach, he has become one of my personal favourite cricketers. Still rocking up at 25 with his Brisbane North kitbag and all white, soft cotton bucket hat, he will never pick the end he wants to bowl from and is one of the worst trainers ever. If you investigate our round 1 match against Souths, you will find that he is still adjudicated out 'obstructing the field'. Rumours run wild from those who deny the Josh Durkin inspired MyCricket glitch. Regardless, I have been lucky enough to have played cricket with Brendan since I was 8 and every year continues to be a real treat. A selfless lad with a big heart.

Jack Irwin, the sides night owl. Either late to the game, or poorly playing the rain card and creator of the illuminate clap, Jack came into our side early in the season and put in a good shift with both bat & ball.

Stylishly blending both leg and off-spin at different times of the season, always with the same Graeme Swann inspired sunglasses-on look. Jack has a good intuition and understanding for the game, and always bought a good story and laugh to the group.

Before Josh Durkin found internet fame and clout for bowling a long hop that turned into a MyCricket sensation, he found himself rotating through a collection of hairstyles and looks that Colin Munroe would be proud of. Legitimately having his car break down on him at Stradbroke Island was next level and to date is probably the best excuse I have ever heard for missing a game of cricket. Whilst he wasn't quite at his best with the bat this season, he never shirked an opportunity for the team, and it was great to see him feature with the ball. A personal highlight of which was taking a dramatic last over wicket against Redlands to seal an outright win and clinch the minor premiership. Our loveable madman is in the whirlwind of a young man's life, and hopefully continues to use cricket as an anchor to come back to and enjoy.

I was incredibly lucky enough to draw upon some great support, mentorship, and experience from some of the senior members, but none more so than taskmaster Stu Rees. Stu's assistance in all matters felt like having eyes in the back of my head. My thanks to him for his help and contribution to the year and continuing to show up, support and score after a knee issue unfortunately derailed his season. One day I hope I love something as much as you love cricket SAR.

In case you were hiding under a rock, Derek Heilbronn has become a household name in the online cricketing world, and his comparisons to Mark Taylor have brought into question whether it will be possible to keep our new marquee player for the 2021/22 season. In probably the highlight of the year, Delboy took an absolute "worldy" at first slip in the semi-final, on camera, which at the time of writing has been viewed 165,000 times on MyCricket and shared in publications around Australia and the world. Derek fitted into the side seamlessly, well equipped with some of the best one-liners going around. He also took on the role of nurturing a lot of the younger lads and always provided a positive environment to play in. A great addition to the side.

The enigmatic Stu Wilkinson, who hopefully realises its permissible to smile on a cricket field one day, answered the plethora of late call ups for the countless Friday night drop-outs this season. His presence and ability to slide tackle a cricket ball is greatly appreciated by all, but none more so than George himself as their bromance continues to blossom.

A big thanks to Sammy Hicks, who I believe will now emulate Conor McGregor's MMA record for the number of cameos and subsequent retirements. His efforts behind the stumps this season were immense, and he does what is at times a thankless job incredibly well. I have quickly learnt from his performances this season not to take a good wicketkeeper for granted. If it is to be farewell, I speak on behalf of the playing group and thank you for your efforts and help over the years. You will be missed.

Clinton, who was mentioned above, contributed a lot to the season in a playing capacity as well. He has been a well of experience for myself and others to draw upon for all matters related to cricket, as well as filling his boots and bowling a lot of overs. Whilst not exactly getting the bag loads of wickets you would expect of someone who had a net economy rate of 1.55 per over for the entire season, George is creeping closer and closer to the illustrious 900 wicket mark, which of course will be another legendary & unmatched achievement.



Special mention must also go to Lucas Eaglestone. Lucas slotted into the side later in the season and is the epitome of a rare unit. Possibly one of the fittest fast bowlers to ever play lower grade cricket, Lucas will one minute be talking your ear off about Quantum Theory and Astrophysics, and the next be sending a cricket ball flying past it at 16 yards. If properly developed, Eagle will be bowling thunderbolts and finding himself way up the grades. A great lad who has been an absolute dream to captain.

I must also comment on the high quality and temperament of the young players that passed through our ranks this year. Jesse O'Neil, Marus Zipf, Dylan Hollins & Dan Matheson not only possess promising abilities on the field, but they must also be commended for their attitudes and personality off it. They integrated themselves into the team seamlessly and their positive attitudes left a mark on the season. They should all be immensely proud of their contributions.

Our thanks as well goes to those who contributed in other ways this season. There were quite a few that answered the call for us on short notice and contributed with a cameo and/or special guest appearance. A big thank you to them for their involvement.

On a personal note, I would like to thank all those listed above for the faith, trust and patience placed in my leadership this season. A lesson learnt very quickly is that good man management is no easy feat and requires extensive and continuous learning on the job.

With that said, I was extremely fortunate to have learnt in such a positive and inclusive environment and a big thanks must go to all those who allowed that to happen this year.

Both congratulations and commiserations go to 6 (2)s for their Grand Final effort, and for giving a very good account in both the semi & final. A big thanks to Matt Walter for doing what looks to be one of the hardest jobs imaginable in arranging selections and organising teams, and to Brad Murphy for his ongoing coaching efforts.

Jimmy

Stu Rees Contribution:

Speaking of contributions, James Hicks in his debut year as captain managed all aspects of the big role with aplomb. As with good players, the added responsibility of leading the team and wrestling with multiple scenarios at any one time did not detract from his on-field contributions. With the bat, James played a big role at 3, rounding out the season with back-to-back centuries heading into finals. With the ball, James took key wickets when he allowed himself to bowl. Perhaps James' biggest contribution was not one assessed by statistics. It was his faith in backing the youngest cricketers in the side, often at high pressure moments. The faith placed in young cricketers is a non-negotiable for pathway teams at the Club, just as it was for James' long serving predecessor, Clinton Kempnich.



Derek Heilbronn takes the famous catch at slip to dismiss Darcy Lewis during the Semi Final against 6 (1) at Peter Easton Oval

## **SIXTH GRADE (No. 1) TWO-DAY PREMIERSHIP STATISTICS**

<b>Valley (1)</b>	<b>143.89</b>
Northern Suburbs	135.05
Redlands	120.37
Valley (2)	119.21
Wynnum/Manly	95.45
University of Queensland	87.49
Western Suburbs	87.12
Toombul	72.58
South Brisbane	70.17
Sandgate - Redcliffe	48.50

Premiership:	Minor Premiers. Lost Semi Final to Valley (2)
Matches played:	10: Won outright 1, Won 1st innings 6, Drawn 2, Lost 1.

### **Sixth Grade (No. 1) Batting – Two-Day Matches**

Player	Matches	Innings	Not Outs	Best Score	100s	50s	Runs	Average
A Balston	8	9	2	75	0	4	314	44.86
JJ Hicks	8	10	2	127*	1	1	305	38.13
JW Durkin	8	10	0	60	0	1	204	20.40
KJ Coleman	8	7	3	58*	0	1	186	46.50
B Badenhorst	8	6	1	44	0	0	110	22.00
DP Heilbronn	8	10	0	39	0	0	95	9.50
JL Irwin	6	7	1	40	0	0	94	15.67
JM Varatharajan	2	1	0	76	0	1	76	76.00
JC D'Roza	1	1	0	63	0	1	63	63.00
CB Willis	1	1	0	49	0	0	49	49.00
JR O'Neill	5	5	1	22*	0	0	44	11.00
ST Hicks	8	5	0	21	0	0	34	6.80
SA Rees	3	4	1	17	0	0	30	10.00
IC Thompson	1	1	0	6	0	0	6	6.00
CF Kempnich	7	4	1	4	0	0	5	1.67
ST Wilkinson	2	3	1	4	0	0	4	2.00
MG Zipf	3	2	2	1*	0	0	1	-
LD Eaglestone	2	1	1	1*	0	0	1	-
CC Bauman	1	0	0	0	0	0	0	-
S Bonfield	1	1	0	0	0	0	0	0.00
LC Bristow	1	0	0	0	0	0	0	-
NC Lloyd	1	1	0	0	0	0	0	0.00
G Ramgharia	1	1	0	0	0	0	0	0.00
DW Hollins	1	0	0	0	0	0	0	-
BE Sweeney	1	0	0	0	0	0	0	-

### **Sixth Grade (No. 1) Bowling – Two-Day Matches**

Player	Overs	Maidens	Runs	Wickets	Average	Best	5 Wkts.
KJ Coleman	130.4	67	187	26	7.19	6-8	3
A Balston	66	32	120	10	12.00	2-4	0
B Badenhorst	90	34	222	9	24.67	4-56	0
LD Eaglestone	30	7	46	8	5.75	3-16	0
JL Irwin	61.1	15	140	8	17.50	3-35	0
CF Kempnich	101.4	53	140	7	20.00	3-28	0
JR O'Neill	52	14	160	7	22.86	3-48	0
JJ Hicks	32.2	13	53	4	13.25	2-14	0
IC Thompson	5	2	6	3	2.00	3-6	0
JM Varatharajan	5	0	14	3	4.67	3-14	0
JW Durkin	19.1	7	57	2	28.50	2-15	0
CC Bauman	6	0	29	1	29.00	1-29	0
G Ramgharia	5	2	17	1	17.00	1-17	0
MG Zipf	34	16	52	1	52.00	1-11	0
ST Wilkinson	2	0	7	0	-	0-7	0
DW Hollins	5	2	4	0	-	0-4	0
DP Heilbronn	3	0	7	0	-	0-7	0
S Bonfield	8	1	38	0	-	0-38	0

## **SIXTH GRADE (No. 1) ONE-DAY COMPETITION STATISTICS**

<b>Team</b>	<b>Points</b>	<b>NRR</b>
South Brisbane	14	1.836
Toombul	13	0.984
Redlands	12	0.300
Wynnum/Manly	11	-0.068
<b>Valley (1)</b>	<b>10</b>	<b>-0.100</b>
Valley (2)	10	-0.159
Western Suburbs	7	-0.153
University of Queensland	7	-0.668
Sandgate - Redcliffe	7	-1.105
Northern Suburbs	2	-0.857

Premiership:	5th
Matches played:	4: Won 2, Drawn 1, Lost 1.

### **Sixth Grade (No. 1) Batting – One-Day Matches**

<b>Player</b>	<b>Matches</b>	<b>Innings</b>	<b>Not Outs</b>	<b>Best Score</b>	<b>100s</b>	<b>50s</b>	<b>Runs</b>	<b>Average</b>
JJ Hicks	5	5	0	100	1	0	169	33.80
KJ Coleman	5	4	1	43	0	0	99	33.00
A Balston	5	5	0	31	0	0	67	13.40
DP Heilbronn	5	5	0	32	0	0	51	10.20
JL Irwin	4	4	0	25	0	0	48	12.00
B Badenhorst	4	4	2	20	0	0	43	21.50
ST Wilkinson	2	2	0	24	0	0	33	16.50
CIF Rees	1	1	0	31	0	0	31	31.00
JW Durkin	5	5	0	11	0	0	30	6.00
LC Bristow	1	1	0	23	0	0	23	23.00
NC Lloyd	1	1	0	16	0	0	16	16.00
ST Hicks	3	3	0	9	0	0	13	4.33
CF Kempnich	4	4	3	10*	0	0	12	12.00
DW Hollins	2	2	0	6	0	0	10	5.00
HB Boyd	2	2	1	6	0	0	10	10.00
LD Eaglestone	2	2	1	8	0	0	8	8.00
DM Matheson	2	2	0	3	0	0	6	3.00
JR O'Neill	2	2	0	1	0	0	1	0.50
SA Rees	1	0	0	0	0	0	0	-

### **Sixth Grade (No. 1) Bowling – One-Day Matches**

<b>Player</b>	<b>Overs</b>	<b>Maidens</b>	<b>Runs</b>	<b>Wickets</b>	<b>Average</b>	<b>Best</b>	<b>5 Wkts.</b>
B Badenhorst	24.3	7	53	6	8.83	3-20	0
JR O'Neill	11.5	3	41	5	8.20	3-25	0
CF Kempnich	38.3	9	77	5	15.40	3-8	0
JJ Hicks	17	1	63	3	21.00	3-6	0
DW Hollins	27	6	58	3	19.33	2-45	0
KJ Coleman	34	11	107	3	35.67	1-0	0
JW Durkin	5	0	8	2	4.00	2-8	0
A Balston	28.2	8	76	2	38.00	1-8	0
LD Eaglestone	23	6	56	1	56.00	1-36	0
DP Heilbronn	2	1	4	1	4.00	1-4	0
JL Irwin	10	0	64	1	64.00	1-21	0
DM Matheson	10	0	47	1	47.00	1-10	0

## SIXTH GRADE (No. 2) – The WEP Harris Shield

### **Sixth Grade (No. 2) Captain's Report: Jim Johnston**

This team is known as the breeding ground for young players coming up via Sub Districts and then moving on to higher honours within the club. For the first half of last season we had Ethan Du Payne and Connor Nowlan playing in this side. In 2020-2021 they sky-rocketed up the grades, managing to play second and third grade respectively. Who'll do the same next season? Will it be Gopy Ramgharia our little leggie who can't help taking wickets, Connor Bauman, Saxon Jeh or perhaps Darcy Lewis?

I am comfortable being the breeding ground for higher grades, as that is what builds the base for our senior teams, but some of the grounds we've been forced to play on are not at the standard expected of grade cricket. The wickets we played on at 7<sup>th</sup> Brigade Park were nothing short dismal. Tennis ball bounce making the introduction of young players to grade even more difficult. Let's not talk about the outfielders or having to get players there to put the covers on, noting that only about four blokes in the team at that stage of the season actually had a licence.

Whilst Mitchelton High School is convenient making it easier to cover and uncover the wicket, the fact that players have to spend Friday nights and Saturday mornings rolling the pitch to make a better contest is disappointing. I can't imagine higher grades being asked to do the same thing. After being shunted at short notice off Ashgrove 3 for a higher grade team, we were destined to play Norths at Ivor Marsden in Ipswich. Sanity prevailed and Queensland Cricket allowed us to play at Marist College, which was a treat for all involved. Even Jimmy Maher couldn't hide his excitement. Of the 13 games in the schedule, we only played four at home. 6(1) were about the same. Perhaps sliding some games to Sundays might afford more opportunities for Valley 6<sup>th</sup> grade sides to play at home?

Prior to the start of the season, our skipper Tom Gibson made it known that he would be unavailable for the second half of the season, so he relinquished the captaincy. Without it, Tom took 29 wickets at 11 apiece and remained the leading wicket taker in Valley 6<sup>th</sup> grade until overtaken by Gopy in the second last round of the season. A fantastic effort considering he didn't play from the end of Jan until returning for the finals.

At the start of the season I saw the inclusion of spinners as significant, noting the Covid-19 ball shining restrictions. After a couple of games in Sub Districts, Gopy made his debut in 6(2) in round 5, commencing a steady destruction of teams along the way to a total of 36 wickets at 9.6 apiece, including 5 for 48 in the Final. We all know that Gopy should have been playing in higher grades, but as a wicket taking weapon no lower grade captain would want to lose him. I wish Gopy all the best in the higher grades next season.

We started the season off well with a number of wins entrenching us in the top 4 until Christmas, after which came the obligatory slide down the ladder once school cricket started. To strengthen the side the inclusion of Gavin Brown, David Khan and Michael Jeh did wonders, giving us some older heads to steer the ship. I must say, with Gav, DK, Fox, Jason Nowlan and Mick Cook, this is the easiest side I've had the pleasure of skippering! The downside is where do you field all these old blokes?

Other than the old heads in the side, what was even more pleasing was the development of some younger guys. Saxon Jeh came into the side after some good performances in Subbies and held his own, bowling like I knew he could and batting with maturity well beyond his years. Connor Bauman and Matt Gant also bowled well, providing the side with some added pace. Connor in particular was the chief destroyer in the Semi Final against Valley (1), taking early wickets and he was super in the final against Redlands. Josh Durkin said he was the quickest he'd seen in 6<sup>th</sup> Grade. Enjoy playing in higher grades next year Connor. Darcy Lewis is another whose batting improved considerably as the season progressed.

We improved at the right time and went into the finals on the back of some solid performances, particularly over Wynnum. The Semi Final against Valley (1) on Peter Easton was a terrific game with us coming out on top on this occasion.

In 2019/20 we finished 7<sup>th</sup> and this year we weren't good enough to win the flag, but definitely showed enough improvement to make the final. There were some excellent individual performances along the way but the boys pulled together and played like a team, remaining positive as the season progressed and we almost won a flag. Maybe next year!

I'd like to thank everyone who played in the side this season and your contributions to us making the finals. I look forward to seeing you all back next season. To Mick Cook and Jason Nowlan, thanks for your support all season and look forward to doing it all again next year.

Lastly, a massive shout out to Pat Culpan who volunteered to score for us in both the Semi and the Final, especially with the Final being played at Redlands and to Rob Bailey who also travelled to Redlands to sub-field and support the team. These efforts are what truly make a strong club.

Jimmy

## **SIXTH GRADE (No. 2) TWO-DAY PREMIERSHIP STATISTICS**

Valley (1)	143.89
Northern Suburbs	135.05
Redlands	120.37
<b>Valley (2)</b>	<b>119.21</b>
Wynnum/Manly	95.45
University of Queensland	87.49
Western Suburbs	87.12
Toombul	72.58
South Brisbane	70.17
Sandgate - Redcliffe	48.50

Premiership:	4th. Lost Final to Redlands.
Matches played:	11: Won outright 1, Won 1st innings 5, Drawn 0, Lost 1st innings 4, Lost outright 1.

### **Sixth Grade (No. 2) Batting – Two-Day Matches**

<b>Player</b>	<b>Matches</b>	<b>Innings</b>	<b>Not Outs</b>	<b>Best Score</b>	<b>100s</b>	<b>50s</b>	<b>Runs</b>	<b>Average</b>
JS Nowlan	8	12	3	74*	0	1	286	31.78
JS Johnston	9	13	2	52	0	1	208	18.91
GC Brown	5	6	0	77	0	2	169	28.17
DM Khan	3	5	0	49	0	0	83	16.60
DW Lewis	5	6	0	27	0	0	80	13.33
CT Sims	5	5	2	38	0	0	73	24.33
HF Carroll	2	2	0	54	0	1	72	36.00
RJ Bailey	5	7	0	34	0	0	71	10.14
TJ Hoffman	3	4	1	32*	0	0	67	22.33
DJ Malone	1	1	0	66	0	1	66	66.00
MPW Jeh	4	4	2	32*	0	0	57	28.50
MD Cook	8	8	0	29	0	0	49	6.13
DM Matheson	3	4	0	13	0	0	36	9.00
PF Cummins	1	1	0	35	0	0	35	35.00
OL Spence	3	5	0	18	0	0	35	7.00
JR Hallion	7	8	0	12	0	0	34	4.25
TJ Francey	2	1	0	27	0	0	27	27.00
HJ Forster	3	3	0	17	0	0	26	8.67
CC Bauman	3	5	0	14	0	0	25	5.00
S Jeh	4	7	1	6	0	0	18	3.00
TB Gibson	7	6	3	8*	0	0	13	4.33
MT Gant	4	3	1	4*	0	0	7	3.50
G Ramgharia	4	5	1	5*	0	0	7	1.75
AS Tolhurst	1	1	0	5	0	0	5	5.00
HC Edwards	1	1	1	4*	0	0	4	-
NM Thomas	3	1	0	2	0	0	2	2.00
DAG Skoien	1	1	0	1	0	0	1	1.00
BT Nuss	1	0	0	0	0	0	0	-
FD White	1	1	1	0*	0	0	0	-
CD Corrigan	1	0	0	0	0	0	0	-

### Sixth Grade (No. 2) Bowling – Two-Day Matches

Player	Overs	Maidens	Runs	Wickets	Average	Best	5 Wkts.
TB Gibson	91.5	18	246	25	9.84	5-27	2
G Ramgharia	87.4	25	183	25	7.32	6-26	4
MD Cook	105	29	331	21	15.76	3-20	0
CT Sims	55.4	13	191	11	17.36	4-18	0
DW Lewis	28.4	7	84	7	12.00	3-23	0
CC Bauman	44.1	12	107	5	21.40	3-49	0
NM Thomas	26.3	7	50	5	10.00	2-19	0
MT Gant	29	7	72	4	18.00	3-20	0
JR Hallion	46	6	185	4	46.25	2-10	0
HC Edwards	12.4	4	34	3	11.33	2-12	0
MPW Jeh	15	10	19	2	9.50	2-16	0
S Jeh	29	7	66	2	33.00	1-13	0
DM Matheson	29	3	118	2	59.00	1-11	0
FD White	8	3	14	2	7.00	2-14	0
JS Nowlan	1.4	0	11	1	11.00	1-11	0
AS Tolhurst	11	1	24	1	24.00	1-7	0
HJ Forster	2	0	16	1	16.00	1-16	0
CD Corrigan	6	3	6	1	6.00	1-6	0
TJ Francey	6	1	25	0	-	0-8	0
TJ Hoffman	2	0	10	0	-	0-10	0
BT Nuss	5	0	14	0	-	0-14	0
DAG Skoien	3	0	22	0	-	0-22	0



Jason Nowlan receives the Sixth Grade (No.2) batting average award from Andrew Gode.

## **SIXTH GRADE (No. 2) ONE-DAY COMPETITION STATISTICS**

Team	Points	NRR
South Brisbane	14	1.836
Toombul	13	0.984
Redlands	12	0.300
Wynnum/Manly	11	-0.068
Valley (1)	10	-0.100
<b>Valley (2)</b>	<b>10</b>	<b>-0.159</b>
Western Suburbs	7	-0.153
University of Queensland	7	-0.668
Sandgate - Redcliffe	7	-1.105
Northern Suburbs	2	-0.857

Premiership:	6th
Matches played:	4: Won 2, Drawn 1, Lost 1.

### **Sixth Grade (No. 2) Batting – One-Day Matches**

Player	Matches	Innings	Not Outs	Best Score	100s	50s	Runs	Average
S Jeh	5	5	3	60*	0	1	124	62.00
GC Brown	4	4	0	55	0	1	86	21.50
DM Khan	2	2	0	66	0	1	72	36.00
JS Johnston	4	4	1	34	0	0	69	23.00
DW Lewis	4	4	0	29	0	0	66	16.50
HJ Forster	2	2	0	53	0	1	59	29.50
JS Nowlan	4	4	0	33	0	0	51	12.75
OL Spence	4	3	0	30	0	0	44	14.67
OS Gilchrist	1	1	0	39	0	0	39	39.00
MPW Jeh	4	3	0	17	0	0	31	10.33
NM Thomas	1	1	1	29*	0	0	29	-
MD Cook	3	2	0	18	0	0	24	12.00
CC Bauman	2	1	0	15	0	0	15	15.00
G Ramgharia	5	3	2	11	0	0	13	13.00
MT Gant	2	1	0	8	0	0	8	8.00
DJ Malone	1	1	0	7	0	0	7	7.00
RJ Harten	1	1	1	3*	0	0	3	-
CJ Lanagan	1	1	0	0	0	0	0	0.00
TB Gibson	4	2	0	0	0	0	0	0.00
JR Hallion	1	1	1	0*	0	0	0	-
JB Barwell	1	1	0	0	0	0	0	0.00
CT Sims	1	1	0	0	0	0	0	0.00

### **Sixth Grade (No. 2) Bowling – One-Day Matches**

Player	Overs	Maidens	Runs	Wickets	Average	Best	5 Wkts.
G Ramgharia	63	19	147	10	14.70	4-25	0
CC Bauman	22.1	7	49	8	6.13	5-15	1
S Jeh	34.2	4	86	7	12.29	2-15	0
TB Gibson	21.1	1	98	4	24.50	3-25	0
RJ Harten	8	0	35	3	11.67	3-35	0
CJ Lanagan	11.1	2	58	3	19.33	3-58	0
NM Thomas	8	0	25	3	8.33	3-25	0
MT Gant	6	3	5	2	2.50	2-5	0
MD Cook	19.4	3	67	1	67.00	1-16	0
JR Hallion	5	2	7	1	7.00	1-7	0
CT Sims	2	0	25	0	-	0-25	0
MPW Jeh	9	5	23	0	-	0-6	0
JS Johnston	2	0	6	0	-	0-6	0

## **B3 SUB DISTRICTS COMPETITION**

Park Ridge	91.33
Coorparoo	84.92
Indooroopilly Districts	74.23
Taringa Rovers	69.62
<b>Valley</b>	<b>65.75</b>
Stafford District	62.57
Cleveland Thornlands	6.02

### **B3 Sub Districts Report: Steve Gode**

With Rob Bailey opting to play Grade this year I was honoured to have the opportunity to captain B3 Subbies and we could not have hoped for a more perfect start to the year.

Playing at home on Shermo's day in front of an attentive Valley crowd and next door to Andrew who was captaining First Grade, who were also playing at home.

We started warm-ups which were a bit clunky, only to have Drinno wander over and offer to help. How wonderful for our lads to have this wonderful gentleman and 1<sup>st</sup> grade coach offer his time to us on that day and to me it talks of what VDCC is all about.

Having sailed through the one-day part of the competition undefeated we were hopeful of a good year. However the nature of our wins left me concerned, with our bats rarely firing and needing our bowlers to come to the rescue game after game...

Sadly, this was the tale of our season, battling to post a score but fighting hard in the field to defend it or running through the opposition with the ball only to suffer batting collapses and falling agonisingly short of victory or honourable draw.

And so it was. Defending 158 on the last day of the regular season our brave fight came to an end after 73 overs of toil, falling just 1 wicket short of a semi-final berth.

No hard luck stories here however. We fought hard, but over the fullness of the season were not quite good enough to get the job done.

Beyond the results however there so much more to see and so much more to take pride in.

Walking off the ground the opposition skipper told me that our boys did our Club proud in the way we played and conducted ourselves over the year. Always easy to be magnanimous in victory I know, but what he said is true... I could not have been prouder of each and every one the 41 players that took the field representing our great club this season.

It was a wide cross section of players who took the field for us this year, with ages ranging from 14 to 63. Among them are players destined to see their share of First Grade and to be long term VDCC Grade players and of course some broken down, old, has-been or never-was cricketers (yours truly).

Despite this diverse range of ages, goals and skills sets we always battled as one unit and always for the common goal of victory.

Statistics for us do not truly tell the tale. Though having only one batter in the Top 20 run scorers and one bowler in the Top 20 wicket takers, no other team in B3 fielded more players and there is little doubt that had many of our younger players played the full season they would have figured heavily in the Top Run Scorers and Wicket Takers lists. Among those lads are undoubtedly future First Graders and players who will have wonderful Grade careers.

I owe so much to all the players who took the field for their support, for the way they conducted themselves throughout the year and also for the fierce determination they all displayed in wanting to get the best out of themselves and for the team. It was an indeed an honour for me.

Some sincere thanks are owed to the wonderful mums, dads and grandparents of our young players for getting them to the grounds and often staying all day being of excellent support in scoring, running water and just being there. Offering such great support to the whole team really meant a lot.

Massive thanks must go to primary scorer, Shelley's dad, John Stackpoole. How wonderful it was to have a score book that not only balanced, but could also be read! Thanks Stacky, really appreciated your generous assistance.

Special mention also to Greg Ball our man behind the scenes for updating My Cricket, chasing the catcher's names, always getting our scores in on time and thereby making me look a genius.

Lastly to my Over 40's brothers, those who stepped in at the last minute to plug gaps, face the quicks late in the day, bowl long spells uphill... always with smile (and captain sledge) and importantly a kind word of support and encouragement for the young lads. I have no words.

Until next year...

**BOWLER'S NAAAAAME!**

Steve Gode



### B3 SUB DISTRICTS PREMIERSHIP STATISTICS

Premiership:	5th
Matches played:	14: Won Outright 1, Won 1st innings 3, Drawn 3, Lost 1st innings 6, Lost Outright 1

#### B3 Sub Districts Batting

Player	Matches	Innings	Not Outs	Best Score	100s	50s	Runs	Average
SJ Stackpoole	12	17	0	49	0	0	196	11.53
JJ Bennett	8	11	1	45	0	0	165	16.50
CD Corrigan	2	3	1	106*	1	0	138	69.00
MTJ Carr	8	11	2	34*	0	0	128	14.22
TJ Francey	4	5	0	57	0	1	120	24.00
JB Barwell	6	7	0	33	0	0	102	14.57
DJ Childs	7	8	2	26*	0	0	100	16.67
MPW Jeh	1	1	0	90	0	1	90	90.00
BL Crawford	5	7	0	43	0	0	89	12.71
JL Irwin	3	3	0	47	0	0	82	27.33
BA Ferguson	4	7	2	38	0	0	73	14.60
S Jeh	3	4	1	23	0	0	57	19.00
BT Nuss	4	6	1	25*	0	0	52	10.40
FD White	2	3	0	36	0	0	50	16.67
RJ Bailey	6	8	0	28	0	0	49	6.13
SJ Gode	12	12	4	14*	0	0	47	5.88
BJ Hollins	6	6	0	16	0	0	47	7.83
MH Labrom	3	5	0	13	0	0	32	6.40
HL Gulliver	3	4	1	14*	0	0	31	10.33
MG McFadden	4	4	1	17*	0	0	31	10.33
SA Read	1	2	0	30	0	0	30	15.00
MD Banvill	5	4	1	16*	0	0	30	10.00
MG Horswill	4	4	1	15	0	0	29	9.67
RJ Grace	2	3	0	14	0	0	26	8.67
JC D'Roza	1	1	0	22	0	0	22	22.00
HK Hunter	1	1	0	21	0	0	21	21.00
DM Matheson	3	2	1	11*	0	0	19	19.00
AJ Bertram	3	3	2	16*	0	0	17	17.00
HF Carroll	1	1	0	16	0	0	16	16.00
AM Reddich	1	2	0	11	0	0	14	7.00
GT Adams	2	3	0	12	0	0	13	4.33
DM Khan	2	1	0	10	0	0	10	10.00
JR Hallion	1	1	1	6*	0	0	6	-
MA Gulliver	2	2	0	3	0	0	5	2.50
MF Frame	1	1	0	3	0	0	3	3.00
JD Wooden	5	5	2	2*	0	0	3	1.00
J Malone	3	3	1	2	0	0	2	1.00
SG Malone	1	1	0	1	0	0	1	1.00
DAG Skoien	1	1	0	0	0	0	0	0.00
DW Hollins	1	1	0	0	0	0	0	0.00
MT Gant	1	1	0	0	0	0	0	0.00
LR Warner	1	0	0	0	0	0	0	-

### B3 Sub Districts Bowling

Player	Overs	Maidens	Runs	Wickets	Average	Best	5 Wkts.
SJ Gode	99	25	260	15	17.33	3-17	0
GT Adams	36.3	8	100	9	11.11	6-39	1
DJ Childs	48	7	218	9	24.22	3-31	0
FD White	24	5	64	8	8.00	6-40	1
JD Wooden	48	15	145	8	18.13	4-28	0
J Malone	25	5	56	5	11.20	2-5	0
MF Frame	19	6	39	5	7.80	3-29	0
RJ Grace	15.2	2	61	5	12.20	3-20	0
HL Gulliver	30	7	70	5	14.00	2-4	0
JL Irwin	17	1	59	5	11.80	3-22	0
MTJ Carr	20	4	77	4	19.25	3-32	0
AJ Bertram	25	1	134	3	44.67	2-29	0
MPW Jeh	15.3	4	66	3	22.00	3-66	0
MT Gant	6	0	15	3	5.00	3-15	0
DW Hollins	13	5	13	3	4.33	2-6	0
MA Gulliver	8	0	22	3	7.33	3-22	0
S Jeh	24.4	7	70	2	35.00	1-13	0
MD Banvill	28	2	97	2	48.50	1-14	0
BT Nuss	18	2	72	2	36.00	1-8	0
DAG Skoien	4	0	24	1	24.00	1-24	0
DM Matheson	17	5	42	1	42.00	1-16	0
BA Ferguson	22	17	43	1	43.00	1-37	0
TJ Francey	4	0	18	0	-	0-4	0
JR Hallion	7	0	23	0	-	0-9	0
BJ Hollins	5	0	33	0	-	0-33	0
SJ Stackpoole	1	0	14	0	-	0-14	0
LR Warner	4	0	26	0	-	0-26	0



Andrew Gode presents his dad Steve with the bowling average award for B3.

## **C3 SUB DISTRICTS COMPETITION**

Kenmore	110.12
Wolston-Park Centenary	108.66
<b>Valley</b>	<b>103.09</b>
Moggill	84.26
Taringa Rovers	66.87
Everton Districts	61.46
Ashgrove	49.03
West Brisbane	34.59

### **C3 Sub Districts Captain's Report: Craig Willis**

This season the C3 subbies captaincy changed hands, with "Macca" Hughes passing the reins to me after several seasons of tutelage.

It was a great season for the large number of juniors that were having their first crack in seniors and it was pleasing to witness their improvement. We also welcomed some new members to VDCC and they had a great impact too. At nearly every match, a different player stood up and performed exceptionally well, regardless of how young or old they were.

Hayden Boyd kept wickets for us again and he took 19 catches and 2 stumpings before Mann Chaudhari took over in the latter part of the season. Some of our juniors bowled exceptionally well, Henry Harris regularly taking wickets with his leg spinners, Harrison Willis bowling tight lines and Mason Malone chipping in with wickets in the semi. From the older gents in the team, Shannon Bonfield regularly picked up wickets using his guile, with James Boyd and Itin Bhardwaj doing the same. In the batting department, Harry Hunter scored 2 fifties in a row, the first of which helped us salvage a draw from a diabolical position and the second contributed to our Round 7 win against Kenmore. Another standout was a whirlwind 81 from Remy Kurz to win Round 12 from a precarious position and showed he can bat and bowl.

#### **Round 1 - Valley defeated WPC**

MoM: Dan Matheson

Valleys sent WPC in on a wet track and Dan (2-11 off 7) took early wickets to take the fight out of WPC with Allan Meinke picking up a bag (3-14 off 5). Valleys got off to a great start with the Toms (Hoffman and Francey) laying a solid foundation, but the win was brought home by Dan (48no).

#### **Round 2 - Valley defeated Ashgrove**

MoM: Henry Harris

Valleys sent Ashgrove in on a great deck, but their total was restricted due to Henry Harris (4-15 off 6) demonstrating his leg-spinning skill. Valleys scored the required 164 runs losing only 3 wickets, with the captain hitting an undefeated 74.

#### **Round 3 - Valley defeated Taringa Rovers**

MoM: Harry Forster

Valleys was rolled for 129, but would have been a lot worse without the 52 runs coming from the bat of Harry Forster, as he enjoyed his maiden half-century in senior cricket. Valleys defended this total with the pace of Saxon Jeh and the leg-spin twins of Henry Harris and Gopy Ramgharia.

#### **Round 4 - Valley defeated Everton Park**

MoM: Josh Gittins

With Josh Gittins (4-21 off 14) spinning his magic at one end and Shannon Bonfield (3-28 off 12) bowling with guile, Valleys restricted EPCC to 135 in their first innings. This looked too big a total, but the same two bowlers added some valuable runs to get Valleys home.

#### **Round 5 - Moggill drew Valley**

Rather a wet affair with the most noticeable thing being the hail damage to the captain's car on the way home.

#### **Round 6 - Valley drew West Brisbane**

MoM: Shannon Bonfield

Wests batted on an absolute road and scored 259 off 69 overs, with all bowlers sharing the rewards. Left 2 overs to bat in the day, Valleys crumbled to be 3-10, still needing a lot of runs the next week. Up stepped Shannon (62 off 145) and Harry Hunter (57 off 109), both scoring their first half-century in seniors cricket. They batted for most of the day, salvaging a draw from the jaws of defeat.

#### **Round 7 - Valley defeated Kenmore**

MoM: Harry Hunter

Kenmore batted on a docile track, with Harrison Willis (2-24 off 9) being the pick of the bowlers. Some outstanding batting from Harry Hunter (59) scoring the second of his back-to-back 50's, greatly supported by James Boyd (52). Special mention goes to Henry Harris and Itin Bhardwaj for bringing home a win with a 20 run partnership for the last wicket.

#### **Round 8 - WPC defeated Valley**

MoM: Shannon Bonfield

Playing at the picturesque WPC ground saw the home team score freely to finish with 230, with Shannon ending up with the match figures of (6-42 off 22) and scoring 32 valuable runs. We suffered a major top order collapse being 4-5 at the end of the first day, but we recovered somewhat to be all out for 162.

#### **Round 9 - Valley defeat West Brisbane on forfeit.**

#### **Round 10 - Valley drew Kenmore (no game played due to rain)**

#### **Round 11 - Valley defeated Ashgrove**

MoM: Clinton Kempnich

Valleys took the field with yet another junior pushing through to seniors (Dylan Hollins) and old gun pushing back down (Clinton). Clinton demonstrated his bowling skills (4-23 off 10), but young Harrison Willis showed Clinton how to bowl even tighter lines, finishing with the figures of 2-6 off 10. Our regular opener Riley Harland (26) got Valleys off to a great start with Hayden Boyd (28) also scoring well and Mann Chaudhari showing his potential.

#### **Round 12 - Valley defeated Taringa Rovers**

MoM: Remy Kurz and Harrison Willis

With the regular captain out, Danny Malone stepped up and led from the front. Valleys took the ball and rolled Taringa with Harrison (4-15 off 6) and Itin Bhardwaj (3-19 off 3) tearing the heart out of their batting. So well was Harrison bowling, the opposition was asking when his bowling quota was up. Danny (27) opened and got Valleys off to a flyer and then Remy slapped 81 off 79 balls to give Valleys a great lead. Unfortunately, time ran out in a nail biting chase for the outright win.

**Round 13 - Everton District drew Valleys**

Valleys rolled Everton for 97, with the young bowlers demonstrating their skill (Henry Harris, Fin Roantree, Harrison Wills). With our keeper out, the old boys brigade (Hendrik Swanapoel and Brett Sweeney) demonstrated their skill behind the stumps for the day. Mason Malone, another one of our junior cricketers took his first seniors wicket in this game. Unfortunately the second week of the game was washed out.

**Round 14 - Valley defeated Moggill**

MoM: Itin Bhardwaj

With the final round upon us, a regular contributor, Itin tore through the Moggill batting lineup taking 5-12 off 7 overs, restricting their score to 70. Valleys got to a lead of 92 before being all out, but could not make inroads into the Moggill batting lineup in their second innings.

**Semi-final - WPC defeated Valley**

MoM: WPC

After being rolled for 83, it did not take long for WPC to surpass our score. WPC finished with a reasonable total of 213 at lunch on the second day, at which point VDCC conceded defeat.

Out of the blue, WPC offered to bowl for another hour to give our young players an opportunity to experience more adult cricket and this great show of cricketing spirit allowed Callum to get his top score ever (20 not out!). This typified the way the game was played and showed the spirit that the game should be played in.

Craig Willis



C3 team ready for the Semi-Final on Norm McMahon Oval.

### C3 SUB DISTRICTS PREMIERSHIP STATISTICS

Premiership:	3rd. Lost in Semi Final
Matches played:	14: Won Outright 1, Won 1st innings 8, Drawn 4, Lost 1st innings 1

#### C3 Sub Districts Batting

Player	Matches	Innings	Not Outs	Best Score	100s	50s	Runs	Average
CR Willis	12	11	2	79	0	4	438	48.67
HK Hunter	6	6	0	59	0	2	138	23.00
HJ Forster	4	5	1	52	0	1	132	33.00
S Bonfield	6	3	0	62	0	1	111	37.00
JE Boyd	8	8	1	52	0	1	105	15.00
HB Boyd	10	10	0	37	0	0	102	10.20
RJ Harland	7	8	1	38	0	0	94	13.43
CC Bauman	4	4	1	33	0	0	93	31.00
DJ Malone	6	6	0	44	0	0	88	14.67
RM Kurz	2	2	1	81*	0	1	86	86.00
IK Bhardwaj	7	8	2	20	0	0	84	14.00
DM Matheson	1	1	1	48*	0	0	48	-
MH Chaudhari	7	8	0	15	0	0	46	5.75
HR Willis	11	10	3	11	0	0	40	5.71
H Swanepoel	5	6	0	17	0	0	38	6.33
AA Meincke	5	4	1	15	0	0	35	11.67
HG Harris	9	5	2	21*	0	0	33	11.00
TJ Francey	1	1	0	30	0	0	30	30.00
G Ramgharia	3	2	1	22*	0	0	25	25.00
CD Atchison	7	3	1	20*	0	0	20	10.00
TJ Hoffman	1	1	0	20	0	0	20	20.00
MJ Malone	4	4	2	11*	0	0	17	8.50
FT Roantree	4	3	2	14	0	0	16	16.00
BT Nuss	1	1	0	15	0	0	15	15.00
BE Sweeney	3	2	1	10	0	0	12	12.00
JJ Gittins	1	1	1	12*	0	0	12	-
MG McFadden	1	1	0	7	0	0	7	7.00
S Jeh	2	1	1	7*	0	0	7	-
FD White	1	1	0	6	0	0	6	6.00
ED Raj	6	4	0	3	0	0	5	1.25
TA Small	2	2	0	3	0	0	3	1.50
BJ Hollins	3	3	1	3	0	0	3	1.50
DW Hollins	1	0	0	0	0	0	0	-
RJ Grace	1	1	0	0	0	0	0	0.00
LD Eaglestone	1	0	0	0	0	0	0	-
XJ Evans	1	0	0	0	0	0	0	-
JR O'Neill	1	0	0	0	0	0	0	-
MJ Trotter	1	0	0	0	0	0	0	-
CF Kempnich	1	0	0	0	0	0	0	-

### C3 Sub Districts Bowling

Player	Overs	Maidens	Runs	Wickets	Average	Best	5 Wkts.
IK Bhardwaj	96.4	15	271	22	12.32	5-12	1
HR Willis	103	24	302	18	16.78	4-15	0
S Bonfield	67	18	160	16	10.00	4-23	0
HG Harris	73.5	11	273	16	17.06	4-15	0
CR Willis	47	11	88	8	11.00	2-5	0
FT Roantree	38	6	79	6	13.17	2-14	0
CC Bauman	18	4	57	6	9.50	5-20	1
MJ Malone	16	4	49	5	9.80	3-16	0
G Ramgharia	28	4	97	5	19.40	3-62	0
AA Meincke	17.1	2	73	5	14.60	3-14	0
HK Hunter	29	1	134	4	33.50	2-6	0
S Jeh	12	1	49	4	12.25	2-12	0
CF Kempnich	10	2	23	4	5.75	4-23	0
RM Kurz	10	0	64	4	16.00	3-50	0
JJ Gittins	14.3	6	21	4	5.25	4-21	0
JE Boyd	26	2	83	4	20.75	2-5	0
DM Matheson	7	3	11	2	5.50	2-11	0
DW Hollins	5.2	0	20	2	10.00	2-20	0
ED Raj	7	0	25	1	25.00	1-11	0
FD White	8	1	40	1	40.00	1-40	0
MH Chaudhari	3	0	15	1	15.00	1-15	0
LD Eaglestone	3	0	5	1	5.00	1-5	0
RJ Grace	6	0	15	0	-	0-15	0
RJ Harland	4	1	11	0	-	0-11	0
CD Atchison	11	0	94	0	-	0-11	0
TJ Hoffman	5	0	33	0	-	0-33	0
DJ Malone	2	0	9	0	-	0-9	0
BE Sweeney	3	0	10	0	-	0-10	0
BT Nuss	1	0	6	0	-	0-6	0
JR O'Neill	6	0	31	0	-	0-31	0



Craig Willis receives the C3 batting average award from Andrew Gode.

## SUB-DISTRICTS - 50 OVER COMPETITION (Mel Lowings Cup)

Team	Points
Brisbane Legends	34
WPC Royal Gateway College	31
West End Wanderers	30
WPC Mighty Bangles	25
Mansfield Lions A	22
Rochedale South	20
<b>Valley</b>	<b>18</b>
Queensland Railway Institute	17
Bracken Ridge	14
Mansfield Lions B	2

### **Mel Lowings Cup Report: Josh Gittins**

The Mel Lowings boys started the Sunday One Day competition off well. Couple of wins and a couple of losses.

Key runs scored consistently by Gale, Durkin, Carroll and Varatharajan throughout the season. We somehow scraped into the Semis, where we went down to a very strong WPC team.

The boys played a relaxed but enjoyable style of cricket. Found to be hitting people up for games of cricket on a Friday and Saturday night which was unfortunate.

Batting milestones for Zipf (51), Bennett (73), Gale (70, 145), Varatharajan (54), Carroll (53, 57), D Malone (53), Durkin (61) and Leeson-Smith (65).

Wickets shared all summer, but stand outs were Harris (7 wickets), Parrot (7 wickets), Gant (5 wickets) and Wooden (5 wickets).

Josh Gittins



Gopy Ramgharia receives the Norm McMahon Trophy for most wickets in a season from Grant Mitchell.

## SUB-DISTRICTS - 50 OVER COMPETITION STATISTICS (Mel Lowings Cup)

Championship:	7th
Matches played:	10: Won 4, Lost 5, Drawn 1

### Mel Lowings Cup Batting

Player	Matches	Innings	Not Outs	Best Score	100s	50s	Runs	Average
BE Gale	8	8	0	145	1	1	310	38.75
JW Durkin	8	8	1	61*	0	1	187	26.71
HF Carroll	8	8	0	57	0	2	185	23.13
JM Varatharajan	5	5	0	54	0	1	123	24.60
JJ Bennett	1	1	0	73	0	1	73	73.00
JL Irwin	4	4	1	27*	0	0	71	23.67
HW Leeson-Smith	1	1	1	65*	0	1	65	-
MH Chaudhari	5	5	0	27	0	0	62	12.40
DJ Malone	2	2	0	53	0	1	53	26.50
MG Zipf	1	1	0	51	0	1	51	51.00
MTJ Carr	5	5	0	17	0	0	47	9.40
NA Parrott	3	2	0	23	0	0	35	17.50
JM Durkin	2	2	0	19	0	0	34	17.00
JJ Gittins	7	7	0	14	0	0	34	4.86
HK Hunter	8	8	2	16	0	0	33	5.50
DW Hollins	1	1	0	29	0	0	29	29.00
RJ Harland	1	1	0	28	0	0	28	28.00
DM Matheson	2	2	0	19	0	0	25	12.50
JB Barwell	1	1	0	21	0	0	21	21.00
HG Harris	7	4	1	19	0	0	19	6.33
TA Small	4	4	0	17	0	0	18	4.50
GT Adams	3	2	1	11*	0	0	15	15.00
JC D'Roza	1	1	0	12	0	0	12	12.00
RJ Grace	2	2	0	7	0	0	12	6.00
S Jeh	1	1	0	12	0	0	12	12.00
MJ Malone	2	2	1	5*	0	0	9	9.00
JD Wooden	4	3	2	7*	0	0	8	8.00
MT Gant	3	3	1	4*	0	0	7	3.50
MM Hughes	1	1	0	6	0	0	6	6.00
G Ramgharia	2	2	0	4	0	0	6	3.00
FT Roantree	1	1	0	6	0	0	6	6.00
FD White	1	1	0	6	0	0	6	6.00
HP Smalley	1	1	0	4	0	0	4	4.00
BJ Hollins	2	2	0	4	0	0	4	2.00
R Kurz	1	1	0	4	0	0	4	4.00
TJ Francey	1	1	0	4	0	0	4	4.00
CD Atchison	5	3	0	2	0	0	3	1.00
IK Bhardwaj	1	1	0	0	0	0	0	0.00
BA Ferguson	1	1	0	0	0	0	0	0.00
DP Gale	1	1	0	0	0	0	0	0.00



### Mel Lowings Cup Bowling

Player	Overs	Maidens	Runs	Wickets	Average	Best	5 Wkts.
JJ Gittins	53	4	263	7	37.57	3-55	0
NA Parrott	15	3	72	7	10.29	4-32	0
HG Harris	40	1	185	6	30.83	3-31	0
JD Wooden	20	2	106	5	21.20	3-33	0
MT Gant	17.1	1	65	5	13.00	3-27	0
HF Carroll	5	0	36	4	9.00	2-12	0
HK Hunter	11	0	55	3	18.33	2-16	0
DM Matheson	8	0	42	3	14.00	3-19	0
JL Irwin	27	3	67	2	33.50	1-20	0
DW Hollins	6	0	45	2	22.50	2-45	0
MM Hughes	6	0	42	2	21.00	2-42	0
HP Smalley	4	1	22	2	11.00	2-22	0
G Ramgharia	6	0	49	2	24.50	2-49	0
BE Gale	16	2	68	2	34.00	2-50	0
DP Gale	4.4	1	16	2	8.00	2-16	0
JW Durkin	19	3	92	1	92.00	1-6	0
MTJ Carr	7	0	42	1	42.00	1-10	0
RJ Grace	11	1	76	1	76.00	1-56	0
RJ Harland	2	0	10	1	10.00	1-10	0
GT Adams	13	0	62	1	62.00	1-30	0
CD Atchison	4	0	23	1	23.00	1-11	0
FT Roantree	2	0	10	1	10.00	1-10	0
JM Varatharajan	11.3	2	62	1	62.00	1-10	0
S Jeh	7	1	20	1	20.00	1-20	0
MJ Malone	3	0	10	0	-	0-3	0
BJ Hollins	3	0	14	0	-	0-14	0
FD White	3	0	13	0	-	0-13	0
MG Zipf	4	0	9	0	-	0-9	0
IK Bhardwaj	4	0	19	0	-	0-19	0
JM Durkin	2	0	5	0	-	0-5	0

### SUB-DISTRICTS – TWENTY20 COMPETITION (Kookaburra Cup)

Team	Points
Mansfield Lions A	36
Brisbane Legends	26
<b>Valleys</b>	<b>24</b>
Custard	24
Traders XI	18
Ashgrove	14
Mansfield Lions B	10
Bugsy's XI	4

#### Kookaburra Cup Report: Byron Gale

The 2020/21 season saw Valley extending off the success of the Mel Lowings Cup by entering the Kookaburra Cup 20/20 competition for the first time.

In what was a somewhat successful season, which began on the worlds smallest field at Carseldine, where the straight boundaries doubled as the inner circle and finishing at the Semi Finals on Norm McMahan Oval, where Matt Walter attempted to bounce one batter, but only succeeded in bowling a top of off dot.

There were a few highlights in between, mainly who the team was going to be each fortnight. But with off field blues, multiple bromances and even more talk about hating cricket despite playing both days of the weekend, it was a great year.

I'd like to thank everyone involved, including the boys, some of whom put their hands up late on Saturday night, despite prior commitments. Big thanks to Rob Bailey for his help running the side and to Greg Ball for entering teams and scores.

Byron

## SUB-DISTRICTS – TWENTY20 COMPETITION STATISTICS (Kookaburra Cup)

Championship:	3rd. Lost Semi Final.
Matches played:	10: Won 5, Lost 3, Drawn 2

### Kookaburra Cup Batting

Player	Matches	Innings	Not Outs	Best Score	100s	50s	Runs	Average
JW Durkin	9	9	4	85*	0	3	339	67.80
BE Gale	7	6	1	50*	0	1	152	30.40
JL Irwin	7	6	1	34*	0	0	105	21.00
JM Varatharajan	5	4	0	42	0	0	89	22.25
HF Carroll	5	5	0	22	0	0	69	13.80
JJ Bennett	6	4	1	39	0	0	68	22.67
JJ Pratt	1	1	1	30*	0	0	30	-
MH Labrom	1	1	1	15*	0	0	15	-
DP Gale	1	1	1	15*	0	0	15	-
JJ Gittins	7	2	0	12	0	0	15	7.50
MD Cook	4	2	1	14*	0	0	14	14.00
RJ Harland	1	1	0	13	0	0	13	13.00
BJ Hollins	5	3	0	9	0	0	13	4.33
DW Hollins	1	1	1	8*	0	0	8	-
JM Durkin	2	2	1	6	0	0	7	7.00
MG Walter	3	3	0	2	0	0	5	1.67
G Ramgharia	6	2	2	4*	0	0	4	-
DM Matheson	1	1	0	2	0	0	2	2.00
KJ Coleman	1	1	0	2	0	0	2	2.00
RD Gittins	2	1	1	2*	0	0	2	-
CD Atchison	5	1	1	1*	0	0	1	-
RJ Bailey	1	1	0	1	0	0	1	1.00
MTJ Carr	1	1	0	0	0	0	0	0.00
HG Harris	6	0	0	0	0	0	0	-
MT Gant	2	1	0	0	0	0	0	0.00
AA Meincke	2	0	0	0	0	0	0	-
BT Nuss	2	0	0	0	0	0	0	-
FT Roantree	1	0	0	0	0	0	0	-
RZ Wenzel	1	0	0	0	0	0	0	-
FD White	1	0	0	0	0	0	0	-
JD Wooden	1	1	1	0*	0	0	0	-
GT Adams	3	0	0	0	0	0	0	-

### Kookaburra Cup Bowling

Player	Overs	Maidens	Runs	Wickets	Average	Best	5 Wkts.
JL Irwin	25	2	150	14	10.71	3-21	0
G Ramgharia	18	1	100	11	9.09	4-27	0
HG Harris	10	0	59	6	9.83	5-5	1
JJ Gittins	16	0	118	6	19.67	3-19	0
GT Adams	9	0	63	4	15.75	2-12	0
MD Cook	13	0	82	2	41.00	1-15	0
DP Gale	2	1	8	2	4.00	2-8	0
MG Walter	9	0	44	2	22.00	1-14	0
RZ Wenzel	3	0	27	1	27.00	1-27	0
FT Roantree	4	0	26	1	26.00	1-26	0
JM Varatharajan	10	0	77	1	77.00	1-36	0
DM Matheson	3	0	19	1	19.00	1-19	0
AA Meincke	5	0	51	1	51.00	1-38	0
JD Wooden	2	0	19	1	19.00	1-19	0
MT Gant	5	0	51	1	51.00	1-15	0
KJ Coleman	3.4	0	26	1	26.00	1-26	0
BE Gale	3	0	25	1	25.00	1-17	0
JW Durkin	1	0	12	0	-	0-12	0
CD Atchison	2	0	22	0	-	0-10	0
RD Gittins	2	0	9	0	-	0-9	0
RJ Harland	1	0	7	0	-	0-7	0
BJ Hollins	1	0	17	0	-	0-17	0
DW Hollins	4	0	17	0	-	0-17	0
BT Nuss	2	0	22	0	-	0-22	0
JJ Pratt	2	0	21	0	-	0-21	0
FD White	2	0	8	0	-	0-8	0

## UNDER 19 GRADE – ONE DAY COMPETITION

North/East Zone	Points	NRR
Toombul	26	1.779
Wynnum/Manly	16	0.237
Redlands	11	0.000
Northern Suburbs	9	-0.218
Sandgate - Redcliffe	8	-0.544
Sunshine Coast	0	-1.261

South/West Zone	Points	NRR
Gold Coast	21	1.069
<b>Valley</b>	<b>16</b>	<b>1.047</b>
South Brisbane	14	0.117
Ipswich	9	-0.147
University of Queensland	4	-0.890
Western Suburbs	4	-1.099

### Under 19 Grade Captain's Report: Zanden Jeh

This year our Under 19s Men's team played on five Sundays throughout the season. Unfortunately we fell just short of the chance of playing finals, finishing second in our pool. The short season was an enjoyable experience in which our club's best U19 players got to battle it out amongst the best from around QLD Premier Cricket.

Our first game was at WEP Harris Oval vs UQ. Having chosen to bat first, we managed to stumble our way to a below-par total of 186. Many players got starts but were unable to capitalise and create a big total. Contributions at the top from Hayden Whyte (32 off 48) and Flynn Thomasson in the middle (31 off 40) did help our side at least post a competitive total. With the ball, Flynn bowled consistently, removing both of the UQ openers. We managed to take wickets at regular intervals, but UQ ended up running down our total with three wickets in hand and seven balls to spare. A disappointing loss considering how well the bowlers fought, but one in which there was plenty to learn from.

Our second game saw us at home on Peter Easton Oval against South Brisbane. Batting first, Christian Murphy got us off to a great start with a well-compiled 30 from 43 balls. From then on, Tom Collier batted the house down and went on to make a brilliant 81. He combined with Jack O'Neill to put on 73 for the 4<sup>th</sup> wicket, in which the two of them took the score up towards 200. Jack O'Neill made an enterprising 58 not out from just 65 balls as we finished our innings 5/234. In response, Souths could never really mount a charge as our fast bowlers went to work, reducing Souths to 5/39. Josh Lait picked up an early wicket while housemates Morgan Galvin and Flynn Thomasson picked up two wickets apiece. We eventually managed to bowl Souths out for 133 to win by 101 runs.

Our third game took place down at Bill Phippen Oval on the Gold Coast. Batting first, our batters failed to capitalise on starts as we were reduced to 181 all out. Christian Murphy once again picked up 30, Tom Collier 49, and Cooper Mackie made a 29-ball 31. With the ball, Flynn Thomasson picked up the big wicket of the Gold Coast captain in the 5<sup>th</sup> over, but from then on we struggled to limit their scoring rate. A late flurry of wickets, 2 of which came from Paul Draheim (2-41 off 9.5) couldn't prevent the Dolphins from running down our total with 8.1 overs to spare.

Back at the beautiful Peter Easton Oval for our fourth game, we took on Ipswich. Bowling first this time, Flynn Thomasson once again picked up the first wicket to get us going. Morgan Galvin then produced a fine spell of bowling in which he picked up 3-17 off 7 overs, removing three of Ipswich's key batsman. Thomasson also finished up with 3 wickets as we bowled out the Hornets for 163. Christian Murphy was again in the runs with 21 at the top of the order as well as Hugh Weibgen who was patient for his 30. A late lower-order collapse in which we lost 3-3 threatened to derail the chase, but Paul Draheim and Morgan Galvin held their nerve to guide us home to a 1-wicket win.

Our final match was against Western Suburbs at Graceville. Bowling first, Ben Lanigan found the edge of both Wests openers, one caught by wicket-keeper Christian Murphy and the other by Hayden Whyte at 2<sup>nd</sup> slip. A disciplined bowling performance then saw us run through the Wests batting order, bowling them out in the 36<sup>th</sup> over for 55. Flynn Thomasson and Morgan Galvin once again bowled exceptionally well, Galvin sending the off stump of his victim cartwheeling back towards the slip cordon. Connor Nowlan bowled nicely and was unlucky to not claim a wicket of his own, while Paul Draheim also snagged a dismissal. The chase proved relatively comfortable with Murphy in the runs again with 26 and Thomasson finishing the game off in style with one monster six over midwicket, and then a four over mid-on to bring up the victory.

Great to finish the season with two wins back-to-back. Plenty to look forward to as we have a talented group of players who will all be pushing to play in the higher grades for the club next season. It's the last time we will see Christian Murphy, Jack O'Neill, Hayden Whyte, Josh Lait and Ben Lanigan in the U19s but this will present younger players with an opportunity for spots next year. Thanks to Christian for his role as vice-captain and his leadership in and around the team. A massive thanks must also go to Josh Neill, Don Whyte and Spud for helping us out on game-day and providing their expertise. Looking forward to what is in store for us next season!

Zanden Jeh

## UNDER 19 GRADE STATISTICS

Premiership:	2nd in South/West Zone
Matches played:	5: Won 3, Drawn 0, Lost 2

### Under 19 Grade Batting

Player	Matches	Innings	Not Outs	Best Score	100s	50s	Runs	Average
TA Collier	5	5	0	81	0	1	160	32.00
CD Murphy	5	5	0	30	0	0	124	24.80
JP O'Neill	5	4	1	58*	0	1	81	27.00
FS Thomasson	5	5	1	31	0	0	79	19.75
Z Jeh	5	4	0	29	0	0	78	19.50
HG Whyte	5	5	0	32	0	0	55	11.00
CP Mackie	3	3	1	31	0	0	42	21.00
HD Weibgen	1	1	0	30	0	0	30	30.00
CJ Nowlan	5	4	2	15	0	0	24	12.00
MJ Galvin	5	3	1	17	0	0	23	11.50
PW Draheim	3	2	1	14	0	0	15	15.00
JM Lait	3	1	1	2*	0	0	2	-
BT Lanigan	5	1	0	0	0	0	0	0.00
NA Parrott	1	0	0	0	0	0	0	-
CB Willis	1	0	0	0	0	0	0	-

### Under 19 Grade Bowling

Player	Overs	Maidens	Runs	Wickets	Average	Best	5 Wkts.
Z Jeh	47.2	10	111	15	7.40	4-5	0
FS Thomasson	29.3	4	102	9	11.33	3-32	0
MJ Galvin	29.5	6	88	7	12.57	3-17	0
PW Draheim	21.5	3	74	3	24.67	2-41	0
BT Lanigan	17	4	49	2	24.50	2-7	0
JP O'Neill	25	2	94	2	47.00	2-30	0
NA Parrott	0.4	0	1	1	1.00	1-1	0
HG Whyte	11	0	43	1	43.00	1-10	0
JM Lait	8	0	38	1	38.00	1-11	0
CJ Nowlan	12	0	39	0	-	0-9	0
HD Weibgen	6	0	23	0	-	0-23	0



Under 19's ready to take on Western Suburbs at Graceville Memorial Park in Round Five.

## UNDER 16 LORD'S TAVERNERS GRADE

North/East Zone	Points	NRR
Sunshine Coast	36	0.630
Toombul	32	0.162
Wynnum/Manly	29	0.229
Sandgate - Redcliffe	16	-0.254
Northern Suburbs	13	-0.548
Redlands	11	-0.183
Wide Bay Junior Rep	10	-1.876

South/West Zone	Points	NRR
South Brisbane	38	0.979
Ipswich	38	0.807
<b>Valley</b>	<b>36</b>	<b>0.801</b>
Gold Coast	31	0.518
University of Queensland	17	-0.457
Darling Downs & SWQ	15	-0.302
Western Suburbs	8	-0.605

### Under 16 Lord's Taverners Captain's Report: **Hugh Weibgen**

Taverners was certainly one of the most enjoyable cricketing groups to be part of in 2020. The effort of every single player was fantastic and contributed to our success. There were no egos or self-centred players and everyone put the team first. The camaraderie was the best I've experienced: it didn't matter how old you were, everyone fitted in. Every player added to the spirit and culture of the group (especially Tolly's pre-game speeches).

However, we didn't start in perfect fashion. A rain affected game that was not helped by two holes in the Souths covers, which resulted in two wet patches on a good length. After the patches dried up we set 157 off 38 overs for Souths, which they successfully chased down with 3 balls to spare.

In Round 2 we ventured on a 4 hour drive to Maryborough to play Wide Bay and hopefully get our first victory of the season. Everyone was fuelled and ready to go after enjoying Domino's and Oreo McFlurry's for dinner the night before, however the rain followed us from Round 1, causing the game to be abandoned after we had the opposition under control at 3/31 off 19.5 overs.

Round 3 was certainly the most thrilling and exciting game of the season, as we chased 167, 9 wickets down with two balls to spare. After a top order collapse, John Joyce (JJ) ran out to the crease in his usual energetic fashion to save the day, scoring 44\* off 93 balls. Callum Vidler had certainly done the job with the ball earlier that morning with 5/21 off 9 overs, but perhaps the best part was his last wicket partnership of 37 with JJ to secure the win. This kickstarted an undefeated run for the rest of the season.

Over the next few rounds we comfortably beat Darling Downs, Wests and Wynnum. Notable mentions for these rounds go to Ethan Du Payne for his hard hitting 81\* off 72 balls, which included 8 fours and 2 sixes. After missing the first 3 rounds due to injury, Angus Tolhurst didn't miss a beat, posting back to back fifty's which included a 64\* off 96 and a game winning 83 off 114. All the bowlers worked together through the season, but this was most evident in the Round 6 Wynnum fixture, where we dismissed them for 117 to set up a conclusive, double bonus point win.

It was a bizarre season and Round 7 was a perfect testament to this. Unfortunately, as usual I lost the toss, which wasn't great news for the top order: the pitch looked more like a putting green. Oli Spence and Angus Tolhurst dug in and fought hard to get us to a defendable target of 140. However, rain bucketed down and just as we were about to call stumps the ground miraculously drained, meaning we were defending 100 off 30 overs.

Ryan Harten led the team brilliantly in a match defining spell of 4 for 21, which ultimately put us in a position to defend the total. With the last few overs being bowled in conditions that required night vision goggles, it all came down the last ball, Uni needing 2 for victory and 1 for the draw. They couldn't manage a two, but they ran a quick single meaning it was a devastating draw.

After that disappointment, we were still able to finish the season well. We won the next three games against Sunshine Coast, Gold Coast and Toombul, with two of them being bonus point victories.

The Gold Coast game was very interesting, as somehow it ended up being a very low scoring game on a pitch that resembled the Bruce highway. We were bowled out for 133, but came out firing to bowl them out for 112 and keep our finals hopes alive. It was a great team bowling performance, with 3 wickets from both Charlie Thomas and Callum Vidler as well as 2 wickets from Marcus Zipf, who bowled very economically.

We headed home to Norm McMahon Oval where we came up against everyone's favourite club, Toombul. We comprehensively took the W due to both our openers setting the perfect platform which allowed our middle order to launch towards the back end, reaching a total of 8/258. Max Clark scored 56 off 85 and Oliver Spence matched him with 56 off 88. Toombul in return only scored 9/173 off their 50 overs.

However, this is where our season ended, with us needing Wests to beat Souths in the final round to book us a final spot. Disappointingly, Wests were cruising to victory before the Souths number 10 and 11 had a 56 last wicket partnership, resulting in them winning and us just missing out on finals. A gut wrenching finish to a fabulous season.

On behalf of the entire squad I would like to thank our parents for dropping us off to training, helping with the covers, paying our match fees and so much more. Without you guys none of it would have been possible. Special thanks to Jacqui Du Payne for always providing us with freshly made treats for the innings breaks!

Definitely the biggest praise has to go to Nick Thomas, Mark Weibgen and Dave Walker for their hours of voluntary work in helping us improve as people and cricketers. Finally, thanks to the entire Taverners squad for a great season. I hope this can be replicated next year and the boys go two steps further!

Hugh Weibgen

## UNDER 16 LORD'S TAVERNERS STATISTICS

Premiership:	3rd in South/West Zone.
Matches Played:	10: Won 7, Tied 1, Drawn 1, Lost 1.

### Under 16 Lord's Taverners Grade Batting

Player	Matches	Innings	Not Outs	Best Score	100s	50s	Runs	Average
HD Weibgen	8	7	3	101*	1	2	362	90.50
AS Tolhurst	7	6	2	83	0	2	230	57.50
OL Spence	10	9	0	56	0	1	191	21.22
EG Du Payne	10	8	2	81*	0	1	185	30.83
MS Clark	10	9	0	56	0	1	165	18.33
JK Joyce	10	6	3	44*	0	0	119	39.67
SP Loch	8	5	0	24	0	0	65	13.00
MJ Trotter	5	4	0	28	0	0	35	8.75
RJ Harten	10	5	2	16	0	0	31	10.33
CW Thomas	10	6	1	9	0	0	30	6.00
LEH Mackay	8	4	1	7	0	0	13	4.33
CA Vidler	9	1	1	12*	0	0	12	-
MG Zipf	6	2	2	1*	0	0	1	-
AP O'Connell	3	0	0	0	0	0	0	-
JS Sorby	5	0	0	0	0	0	0	-
MR Hrstich	1	0	0	0	0	0	0	-

### Under 16 Lord's Taverners Grade Bowling

Player	Overs	Maidens	Runs	Wickets	Average	Best	5 Wkts.
CA Vidler	55.5	7	191	18	10.61	5-21	1
RJ Harten	63.3	2	276	15	18.40	4-21	0
CW Thomas	68.5	8	219	13	16.85	3-23	0
HD Weibgen	66	16	131	9	14.56	2-4	0
MG Zipf	30	4	94	6	15.67	2-8	0
JS Sorby	23	0	117	5	23.40	2-39	0
AS Tolhurst	44	7	116	3	38.67	1-9	0
LEH Mackay	17	0	75	2	37.50	1-13	0
EG Du Payne	9	2	44	2	22.00	2-33	0
AP O'Connell	11	0	51	1	51.00	1-17	0
OL Spence	3	0	19	1	19.00	1-11	0
SP Loch	22.5	1	80	1	80.00	1-31	0



Hugh Weibgen receives the Lord's Taverners batting average award from Andrew Gode.

## OVER 40's (No. 1) GRADE ONE-DAY COMPETITION

Pool A	Points	NRR
University of Queensland	20	1.251
Ipswich / Logan	18	2.050
<b>Valley (2)</b>	<b>15</b>	<b>1.066</b>
Western Suburbs	2	-2.383
South Brisbane	2	-4.037

Pool B	Points	NRR
Sandgate - Redcliffe	23	3.771
Wynnum/Manly	12	-0.066
<b>Valley (1)</b>	<b>12</b>	<b>-0.214</b>
Redlands	7	-0.854
Toombul	2	-0.746

### Over 40's (No. 1) Captain's Report: Mark Horswill

This year for the first time we had two Valley Over 40's teams play in the competition due to the cancellation of the Legends T20. Although we hoped for a derby match, it was not to be as we were placed into different pools.

#### Round 1 Valley 1 vs Wynnum

Toss won by Wynnum and they decided to bat.

Valley off to a flying start with Jon Malone taking the first wicket on the first ball of his over, Wynnum 1-1. Tight bowling from Kyle Coleman and Jon Malone saw Wynnum reach 3-49 after the first 10 overs, with Malone taking all 3 wickets. From there it went progressively backwards. Change of bowling with Willow at one end and Plank at the other and both copped a bit of a pasting, with Willow going for 40 off his 6 and Plank 26 off his 3. Both Wynnum boys (Nicholson & Pool) retired on 50 apiece and with only 11 players we knew that they could come back in later in the innings. Some steady bowling from Banville & Gode saw Wynnum progress to 8-176 with both retirees coming back to finish the innings at 9-199.

Valley into bat with DK and Rob Bailey opening the innings. Off to a steady start losing Bailey in the 11th over, Valley 1-36. Wickets tumbled progressively throughout the innings with DK falling for a well compiled 42, Valley 5-117. Then it all went downhill, Valley all out 133 losing the last 3 wickets for 0 runs.

As they say catches win matches and if we had taken what came our way it may have been a different result, as both retirees were dropped when in single figures.

Batting: D Khan 42, M Banvill 25

Bowling: K Coleman 3-29 off 7, J Malone 3-25 off 4, B Wilson 1-40 off 6, M Banvill 1-28 off 7 and S Gode 1-31 off 7

Catches to Wilson, Horswill & Khan  
Wynnum 9-199 def Valley all out 133

#### Round 2 Redlands vs Valley 1

Toss won by Valley and we batted.

This round we had 2 debutants, in Craig Willis and Paul Towner and we welcomed Brendon Boyd back.

Opening the batting with Horse & Stoddy we got off to a steady start, losing Stoddy in the 12th over after being BBQ by Horse 1-34. DK to the crease and some more steady batting before Horse was caught behind for a well compiled 34. Boydy in with DK and a good partnership forming of 50 before Boydy was out. Wickets fell slowly and after DK retired on 50, some great hitting from Rock 22\* helped us reach 6-190 off our 35 overs, which was a very good score against the Redlands boys.

Redlands were off to a shaky start when PT took his first wicket in O40's with a cracking inswinger in the first over. It was pretty much curtains for Redlands as they lost wickets at a steady rate. Some very accurate bowling, good fielding and remarkable catching had Redlands all out for 88 in the 28th over. A very good win for us, as we had not beaten Redlands for many years.

Batting: D Khan 51\*, M Horswill 34, M Banvill 24\*, Warner 22\*  
Bowling: K Coleman 2-9 off 7, P Towner 2-21 off 7, Boyd 1-1 off 1, S Gode 1-4 off 2, L Warner 1-0 off 1 and M Banvill 1-33 off 5  
Catches to Horswill x 3, Boyd, Warner, Coleman each  
Valley 6-190 def Redlands all out 88

#### Round 3 Valley 1 vs Ipswich/Logan

Match Abandoned

#### Round 4 Toombul vs Valley 1

Toss won by Toombul and Valley to have a bat.

Horse & Burgs opened the innings and were greeted by a very sticky wicket, the umpire telling us that 20 odd wickets fell here yesterday in grade cricket. That gave us plenty of confidence, not really. Horse fell to an abruptly rising ball from out of nowhere, caught for 13 and we were off to a slow start. Pitch conditions made for some very hard scoring and made some of the bowling look much better than it was. Wickets tumbled at a very quick rate, helped by some very ordinary decisions (hopefully they go both ways). We went from 1-13 in the 4<sup>th</sup> over to be all out for 89 in the 21st. Without some power hitting from PT coming in at number 9 and scoring 28 it could have been a bigger disaster. Toombul would have been very pleased chasing 90 to win, but we knew we were in the game given the pitch conditions.

Toombul came out to bat and with PT still on high from his batting efforts, he bowled the opener Blakey first ball. Fairly sure he didn't see it, but he did hear it crash into his stumps. Valley off to a good start. Some very ordinary decisions came our way, making up for those against us. Toombul skipper Knightly held up one end, before a one hand screamer by keeper Horse down the leg side saw the umpire's finger go up. As skipper, Knightly had the right to ask the umpire what he thought it hit, but this and previous appeals resulted in the umpire losing his marbles, something I or any of the other players had never seen before. He threatened to call the game off, making up accusations that nobody had said. Let's hope he was just having a bad day, but it was definitely the talk after the game. Anyway, Toombul were 5-59 after Knightly's dismissal and thanks to more great bowling Toombul were all out for 78 in 16.2 overs. The game was played in great spirit, with Toombul putting on the beers as our last encounter had been quite spiteful. Thanks guys, much appreciated.

Batting: P Towner 28, M Horswill 13  
 Bowling: 4-28 off 5, K Coleman 2-19 off 4, J Malone 3-11 off 3  
 and B Wilson 1-15 off 3.2  
 Catches to Horswill x 2, Malone & Hamburger 1 each  
 Valley 89 def Toombul 77

### Round 5 Valley 1 vs Sandgate Redcliffe

This round we welcomed debutant Danny Malone to the ranks and welcomed back Mark Gulliver for his first game this season (and yes, as usual he was late).

Sandgate were undefeated, so we knew this was going to be a hard ask, especially as Sandgate had merged 3 teams from last season into one side. Sandgate won the toss and elected to bat on an extremely humid and hot day. We entered the field with overcast skies, thank God for small mercies. Opening batter Isoardi having retired in all games, was going to be our first challenge to get out early. Setting the field for his favourite shots we thought we might have a chance, unfortunately the ground was not quite big enough, taking 14 from Coleman's first over.

Thinking about taking the pace off the ball, captain DK bought our number one tweaker on to open from the other end. This made no difference to the opener's attitude, Isoardi retiring on 55 off 13 deliveries. Ryan continued on his merry way before being dismissed for 35, Sandgate 1-94 off 8 overs. A massive score of 300 looked on the cards for the Sandgate boys, but some good fielding and tighter bowling saw Sandgate finish with 9-231 off 35 overs.

This was going to be a record chase for our boys but the wicket was a belter and the sun had come out making playing conditions rather ordinary, 32 plus degrees on weather zone with 150 percent humidity (well that's what it felt like anyway).

D Malone and Burgs opened the batting and we were off to a steady start. With Hamburger falling for 8, we were 1-31 in the 8th over and DK came to the crease. D Malone fell next over for well compiled 22 on debut. C Willis was in good touch and he compiled a well-deserved 51\* and holding the innings together until the 25th over. Wickets fell at a steady rate after that, but to our credit we batted out the full 35 overs and ended with 7-146.

Batting: C Willis 51\*, D Malone 22, K Coleman 14  
 Bowling: B Wilson 2-25 off 7, M Banvill 3-38 off 38, K Coleman 3-55 off 7

Catches to Wilson, Coleman, Gulliver, Banvill & Willis  
 Sandgate Redcliffe 9-231 def Valley 7-146

I would like to thank all the guys for putting their hands up to play this season. We had a few new players to the group and a few old ones return. As our great mate PETER SHERMAN used to say, it's not all about winning or losing but playing in the spirit of cricket. This season, all you guys and our opposition did just that.

Stay safe and enjoy the off season. To those playing winter cricket, good luck and enjoy. See you again for the 2021-2022 season.

Cheers Horse

## OVER 40's (No. 1) GRADE ONE DAY COMPETITION STATISTICS

Matches Played:	4: Won 2, Drawn 1, Lost 2
-----------------	---------------------------

### Over 40's (No. 1) Grade Batting

Player	Matches	Innings	Not Outs	Best Score	100s	50s	Runs	Average
DM Khan	3	3	1	51*	0	1	105	52.50
MG Horswill	3	3	0	34	0	0	56	18.67
MD Banvill	3	3	0	25	0	0	36	12.00
PJ Towner	2	1	0	29	0	0	29	29.00
CR Willis	1	1	1	24*	0	0	24	-
LR Warner	2	2	1	22*	0	0	22	22.00
KJ Coleman	3	3	0	15	0	0	21	7.00
BJ Boyd	1	1	0	15	0	0	15	15.00
MJ Ryan	2	2	0	8	0	0	13	6.50
WR Hamburger	1	1	0	12	0	0	12	12.00
MA Gulliver	1	1	0	11	0	0	11	11.00
JM Stoddart	2	2	0	6	0	0	10	5.00
H Swanepoel	1	1	0	8	0	0	8	8.00
RJ Bailey	1	1	0	5	0	0	5	5.00
MG McFadden	1	1	1	3*	0	0	3	-
SA Read	1	1	0	1	0	0	1	1.00
J Malone	2	1	0	0	0	0	0	0.00
SJ Gode	3	2	2	0*	0	0	0	-
BT Wilson	3	1	0	0	0	0	0	0.00

### Over 40's (No. 1) Grade Bowling

Player	Overs	Maidens	Runs	Wickets	Average	Best
KJ Coleman	18	4	57	7	8.14	3-29
J Malone	8	1	36	6	6.00	3-11
PJ Towner	12	1	49	6	8.17	4-27
BT Wilson	14.2	0	79	3	26.33	1-15
MD Banvill	12	2	61	2	30.50	1-28
SJ Gode	9	1	35	2	17.50	1-4
BJ Boyd	1	0	1	1	1.00	1-1
LR Warner	0.2	0	0	1	0.00	1-0
RJ Bailey	1	0	12	0	-	0-12
MJ Ryan	3	0	26	0	-	0-26



## OVER 40's (No. 2) GRADE ONE-DAY COMPETITION

<b>Pool A</b>	<b>Points</b>	<b>NRR</b>
University of Queensland	20	1.251
Ipswich / Logan	18	2.050
<b>Valley (2)</b>	<b>15</b>	<b>1.066</b>
Western Suburbs	2	-2.383
South Brisbane	2	-4.037

<b>Pool B</b>	<b>Points</b>	<b>NRR</b>
Sandgate - Redcliffe	23	3.771
Wynnum/Manly	12	-0.066
<b>Valley (1)</b>	<b>12</b>	<b>-0.214</b>
Redlands	7	-0.854
Toombul	2	-0.746

### **Over 40's (No. 2) Captain's Report: Chris Lanagan**

Once we were Legends.....but alas no more.....

With the cancellation of the Sunday Legends T20 competition from the 2020/21 season onwards, we gathered most of our former T20 side for the expanded Over 40's competition. With an additional 30 overs per game, we were unsure how the bodies would hold up and it wasn't looking promising when we had our first casualty only 3 overs into game 1.

A tight game for game 1 at Ipswich which saw the home team victorious. Whilst the wicket and outfield resembled the runway of Amberley airbase next door, it was some very clean hitting from the oldest looking member of our team Johnny Dellit and newcomer Jason Nowlan that nearly got us home. The boundary riding substitute fielder for the home team, who will potentially win the 100m/200m double in Tokyo, was probably the difference in the end as we finished 12 runs short of the 248 total.

Game 2 was a far different affair with a very comfortable 10 wicket, double bonus point victory against Souths. We welcomed back into the fold former first grade skippers Joe Dawes and Brett Neill. Dawes provided a great spark up front and despite only bowling off 8 steps, bowled at a pace not seen in this comp ever. Jon Malone came over to the dark side for this game and chipped in with a timely wicket in the middle stages. "Neilly" showed his class by carrying his bat to finish 48\* and after a disappointing first up game at Ipswich, "Dessy" Heilbronn chipped in with a good cameo to finish the game off in style.

A Round 3 wash out was followed by another "easy" game at the end of January as we accounted for Wests by 59 runs. Batting first we got off to a good start with Paul Whybird and Matt Du Payne going well.

However, this was followed by a mini collapse before stalwart and Man of the Match Grant Mitchell, who was having his best season with the bat in the last 25 years, and the ever-reliable Richard "red ink" Anderson saw us get to a respectable 141. Tight bowling by Tony "Bantam" Brown and a steady flow of wickets from all the bowlers ensured we finished the victors after MOM Mitchell knocked over the last batsman.

As we headed into the final round our equation to make the final was simple, win with a double bonus point. In the words of Lloyd Christmas, we were still a chance. Batting first, we got off to a solid start with Owen Gilchrist and Gavin Brown safely away for 37 runs before we lost the first wicket. They were then followed with good performances by Jason "Jarv" Maddox and Jason Nowlan nearly getting us to the hundred mark. The lower order again flourished with run-machine Mitchell, Chris Smith and yours truly all chipping in to get us to 209. A good bowling performance, especially from Nick Thomas, on a very good batting wicket was probably overshadowed by an unfortunate last 12 balls and a somewhat costly fumble on the last ball, which ultimately lead to Wynnum securing a tie.

Whilst we weren't able to secure a finals berth, something we had become somewhat accustomed too, it was still a great season filled with plenty of laughs and banter with a great group of guys, which is the main reason we all play the game.

A special thanks to Patty Culpan, our ever reliable scorer for again doing the job we all dislike. Thanks for another great season lads and look forward to 2021/22.

Chris Lanagan

## OVER 40's (No. 2) GRADE ONE DAY COMPETITION STATISTICS

Matches Played: 5: Won 2, Tied 1, Drawn 1, Lost 1

### Over 40's (No. 2) Grade Batting

Player	Matches	Innings	Not Outs	Best Score	100s	50s	Runs	Average
JS Nowlan	3	3	1	50*	0	1	92	46.00
JG Dellit	3	3	1	54*	0	1	90	45.00
JA Maddox	2	2	1	55*	0	1	80	80.00
GW Mitchell	4	3	1	29*	0	0	63	31.50
JB Neill	1	1	1	48*	0	0	48	-
GC Brown	4	3	0	21	0	0	40	13.33
AC Swindells	1	1	1	34*	0	0	34	-
MP Du Payne	2	2	0	27	0	0	33	16.50
CJ Smith	2	2	1	24*	0	0	32	32.00
PD Whybird	1	1	0	31	0	0	31	31.00
DP Heilbronn	2	2	1	15*	0	0	28	28.00
CJ Lanagan	4	3	2	16*	0	0	28	28.00
OS Gilchrist	3	2	0	22	0	0	22	11.00
DR Turner	1	1	1	18*	0	0	18	-
RAJ Anderson	4	1	0	13	0	0	13	13.00
AJ Brown	4	3	0	11	0	0	13	4.33
JH Dawes	1	0	0	0	0	0	0	-
AG Lynch	1	1	0	0	0	0	0	0.00
NM Thomas	1	0	0	0	0	0	0	-
J Malone	1	0	0	0	0	0	0	-

### Over 40's (No. 2) Grade Bowling

Player	Overs	Maidens	Runs	Wickets	Average	Best
JG Dellit	16	0	113	7	16.14	3-14
CJ Lanagan	27	5	111	6	18.50	3-30
AJ Brown	26	2	108	5	21.60	3-20
RAJ Anderson	22	1	132	3	44.00	1-16
JH Dawes	7	3	11	2	5.50	2-11
AC Swindells	7	0	23	2	11.50	2-23
NM Thomas	7	2	22	1	22.00	1-22
J Malone	7	0	40	1	40.00	1-40
GW Mitchell	0.3	0	1	1	1.00	1-1
CJ Smith	8	1	47	1	47.00	1-21
DR Turner	4	0	37	0	-	0-37

## WOMEN'S FIRST GRADE – The Katherine Raymont Shield

<b>One Day Competition</b>		
<b>Team</b>	<b>Points</b>	<b>NRR</b>
Gold Coast	55	0.841
Western Suburbs	41	0.093
Sunshine Coast	41	0.544
Ipswich	38	0.360
Sandgate - Redcliffe	30	-0.492
<b>Valley</b>	<b>28</b>	<b>0.177</b>
University of Queensland	28	-0.450
Wynnum-Redlands	9	-1.165

<b>Twenty 20 Competition</b>		
<b>Team</b>	<b>Points</b>	<b>NRR</b>
Western Suburbs	19	3.278
Gold Coast	15	1.708
<b>Valley</b>	<b>14</b>	<b>1.843</b>
Sandgate - Redcliffe	13	1.863
University of Queensland	8	-0.920
Ipswich	5	-2.461
Sunshine Coast	3	-2.353
Wynnum-Redlands	3	-2.643

### **Women's First Grade Captain's Report: Christina Coulson**

Season 2020/21 was one like no other that's for sure. Rob Smith took over the head coaching role and began work early from New York where he was stuck in isolation thanks to COVID-19. Once Rob arrived in Brisbane he hit the ground running, putting the squad through their paces during various pre-season activities.

The season was due to kick off on the Sunshine Coast, however the weather got the better of us. Round 2, our first home game, was a narrow loss to Sandgate-Redcliffe. Round 3... a TIE! Like I said – a season like no other.

It was clear however that we were beginning to find our feet in the competition, and we kicked off a great run, winning 7 of our next 10 games.

Round 14 was possibly our most comprehensive win of the season, bowling Western Suburbs out for 46 after putting 250 on the board. With multiple players out for various reasons, Lexie Muller took the reins and led from the front with 4/26 & 68 from 50 balls. She was complemented by performances from Lucy Bourke (87 from 123) & Sofi Maddox (4/20).

We were lucky enough to have another New Zealand international play two T20 games for us this season. Jess Watkin took 4 wickets across the 2 games and scored a classy 30 in her only innings with the bat. We hope Jess enjoyed her time with Valleys and hope to see her return in the coming seasons.

After a strong finish we finished third in the T20 competition. Up against Gold Coast in the semi-final, we went down to a better team on the day. We narrowly missed the One Day semi finals after nail biting losses in 2 of the final 3 rounds.

Special mentions to the following players for standout performances throughout the season:

**Charli Knott:**  
570 runs @ 40.71, 8 half centuries with a top score of 95 and 19 wickets @ 19.95

**Mikayla Hinkley:**  
518 runs @ 74.00, including 1 century and 6 half centuries

**Lexie Muller:**  
424 runs @ 23.56, 3 half centuries and 12 wickets

**Sofi Maddox, 19 wickets @ 23.21**

I'd like to mention the contribution Charli Knott has made to the club and wish her all the best for the next chapter of her career at UQ. Charli came to Valleys as a 10 year old with plenty of talent and a drive to succeed. Over 8 years, we've seen her grow as a player and achieve her goals of playing for the Brisbane Heat and Qld Fire. Charli has assured me she will return to Valleys once her scholarship at UQ is completed.

It would be remiss of me not to mention the countless hours, sleepless nights and overall dedication shown by Rob through all the ups and downs of the season. The foundation has been laid and the house is ready to be built with the talent you have helped grow this season.

As with every season, players retire or move on to bigger things. I'd like to thank all those who are retiring for their commitment to the club thus far and hope it continues from the sidelines. To those leaving us for other clubs we wish you all the best for the future. See you on the park in 2021/22.

Teenie - Christina Coulson

## WOMEN'S FIRST GRADE COMPETITION STATISTICS

Premiership:	6th (One Day) & 3rd (T20). Lost Semi Final of T20.
Matches Played:	24. Won 11, Tied 1, Drawn 2, Lost 10

### Women's First Grade Batting

Player	Matches	Innings	Not Outs	Best Score	100s	50s	Runs	Average
CR Knott	15	15	1	95	0	7	570	40.71
MC Hinkley	11	11	4	100*	1	5	518	74.00
LK Muller	22	20	2	79	0	3	424	23.56
LBK Bourke	22	19	1	87	0	1	347	19.28
GK Prestwidge	14	13	2	75	0	1	267	24.27
SU Ginger	6	6	1	86	0	1	151	30.20
AG Childs	20	15	2	37*	0	0	144	11.08
LJ Randall	6	5	1	71	0	1	125	31.25
CR Coulson	19	13	3	19	0	0	101	10.10
GA Bond	5	5	2	35	0	0	81	27.00
SL Maddox	18	10	3	23	0	0	77	11.00
EG Colen	11	9	1	18	0	0	68	8.50
AL Harris	13	7	0	34	0	0	51	7.29
S Jeh	17	6	3	22	0	0	36	12.00
EJ Swanepoel	9	7	1	18	0	0	34	5.67
JM Watkin	2	1	0	30	0	0	30	30.00
H Hogan	7	7	2	15*	0	0	28	5.60
ZA Varatharajan	8	4	1	11	0	0	27	9.00
E Hart	18	9	2	8	0	0	22	3.14
TM Sunderland	1	1	0	12	0	0	12	12.00
KG Wood	3	2	0	5	0	0	6	3.00
MM Mccartney	2	1	1	3*	0	0	3	-
LA Sunderland	4	1	1	3*	0	0	3	-
AE Nagle	7	2	1	3	0	0	3	3.00
M O'Farrell	2	2	0	0	0	0	0	0.00
PK Du Payne	6	2	1	0*	0	0	0	0.00

### Women's First Grade Bowling

Player	Overs	Maidens	Runs	Wickets	Average	Best	5 Wkts.
CR Coulson	87	9	298	19	15.68	5-34	1
CR Knott	80.3	9	379	19	19.95	4-44	0
SL Maddox	95.3	8	441	19	23.21	4-20	0
AE Nagle	53.1	9	159	15	10.60	4-39	0
GK Prestwidge	79	7	314	13	24.15	3-19	0
LK Muller	70.5	6	341	12	28.42	4-26	0
EJ Swanepoel	42.3	5	152	10	15.20	3-16	0
S Jeh	58.5	3	253	9	28.11	2-9	0
LBK Bourke	30	0	188	4	47.00	2-23	0
MC Hinkley	12.3	2	57	4	14.25	1-0	0
JM Watkin	8	0	40	4	10.00	2-18	0
LA Sunderland	11.5	2	62	3	20.67	2-32	0
PK Du Payne	15	3	82	3	27.33	2-21	0
SU Ginger	23	3	75	3	25.00	2-7	0
AL Harris	22.1	1	102	3	34.00	1-0	0
GA Bond	3.2	0	17	1	17.00	1-12	0
MM Mccartney	6	0	40	0	-	0-12	0
KG Wood	1	0	15	0	-	0-15	0

## WOMEN'S SECOND GRADE – The Jodie Fields Shield

Team	Points	NRR
University of Queensland	60	1.5031
Ipswich	57	0.7450
Sunshine Coast	51	0.8917
South Brisbane	46	1.1823
Western Suburbs	45	0.7687
Wynnum/Manly	42	0.3217
<b>Valley</b>	<b>35</b>	<b>0.0593</b>
Gold Coast	31	0.1917
Redlands	13	-2.5076
Sandgate - Redcliffe	11	-1.5441
Northern Suburbs	11	-1.6678

### Women's Second Grade Captain's Report: Christie Lewis

After a solid pre-season there was a great feel of excitement and anticipation in the Second Grade camp for the 2020/21 Season ahead. Numerous familiar faces had returned, and the group was keen to build on last season's results. There was a great mix of upcoming Junior players and returning players that were keen and ready to take a more senior role within the team.

The season started well with 2 solid wins over Sandgate and Gold Coast but a tight 1 run loss to Ipswich and a disappointing bowling display against West saw us 2 wins and 2 losses after 4 rounds. A good fightback win against Norths in Round 6 and we were heading into the T20's mid-table. Unfortunately, our T20 draw was very tough as we played 3 of the top 4 teams and had to travel in between every game. Some close games and great teamwork was displayed, but after the 2 rounds we had only achieved 1 win. After Christmas the team was still in with a chance to make the Semi's, but needed to win at least 4 of our last 6 matches. The team finished strongly, winning 3 of the last 6 matches but unfortunately just missed the Semi Finals finishing the season in 7th place.

The batting group is developing well and not relying on only one or two players, with all the team contributing in different matches. The top three run scorers (Christie, Erney and Laine) all scored over 200 runs for the season, with great support from a solid group of batters (Eleanor, Sophie and Zita) all scoring over 100 runs. The bowling was excellently led by Billie who took 16 wickets in the season. She was well supported by the initial pace attack of Kara, Abby, Francis, Jasmine, Kiara consistently taking wickets and Eleanor, Meg, Gen and Chelsea providing great spin support throughout the middle. The team was well backed with Holly, Elise O, Annie, Sierra, Meg, Elise H, Emma, Sonia and Eden all contributing throughout the season. We also welcomed new players (Sofia, Bridget, Lily, Mathilda) who performed well. Next season and the future of Women's cricket is very bright at Valleys.

Looking back over the season, I believe the team had the players and ability to beat any other club in the competition but just need to maintain their focus and desire throughout all 40 overs of every match.

Highlights of the season:

- Round 2 – Christie 60 and Erney 55 against Gold Coast.
- Round 3 - Laine 64 and Christie 51 against Redlands.
- Round 4 – Christie 52 against Ipswich.
- Round 6 – Billie 4/9 off 8 overs and a match winning record 10th wicket partnership of 30 between Elise O'Kane and Lily Miller.
- Round 8 – Laine 44 runs off 38 balls in T20.
- Round 9 – Billie 3/12 off 3 overs in T20.
- Round 10 – Billie 4/14 off 4 overs and Zita 29 runs off 31 balls in T20.
- Round 12 – Erney 45 against University.
- Round 13 – Spectacular catch taken at point by Meg, only for a No Ball to be called.
- Round 14 – Amazing hatrick by Gen to finish 3/2 off 2 overs.
- Round 16 – Amazing catch by Chelsea against Souths.
- Round 17 – Eleanor 78 runs and Kara 3/10 to beat a strong Western Suburbs.

Thank you to Col Wade for all your guidance and support throughout the season. I have learnt so much and thoroughly enjoyed working with you. Your passion to improve and develop players is inspiring. Thank you also to Rob Smith for your amazing organisation of trainings and support of 2nd Grade. Also a big thank you to Mark Harris, Rod Smith, Jason Pearce and Peter Ryan for assistance with scoring and warm-ups at game time.

Go Valleys.

Christie Lewis

## WOMEN'S SECOND GRADE COMPETITION STATISTICS

Premiership:	7th
Matches Played:	17: Won 8, Drawn 1, Lost 8

### Women's Second Grade Batting

Player	Matches	Innings	Not Outs	Best Score	100s	50s	Runs	Average
CN Lewis	17	17	4	60*	0	3	285	21.92
TM Sunderland	11	11	1	55*	0	1	248	24.80
LA Sunderland	8	8	6	64*	0	1	210	105.00
EJ Swanepoel	7	6	1	78	0	2	198	39.60
SL Smith	14	12	0	30	0	0	119	9.92
ZA Varatharajan	7	7	3	29	0	0	100	25.00
AL Harris	7	7	1	34*	0	0	89	14.83
H Hogan	6	5	0	23	0	0	70	14.00
ED O'Kane	7	4	2	23*	0	0	55	27.50
M Doohan	15	11	2	14	0	0	40	4.44
E Hart	4	3	1	22*	0	0	38	19.00
AG Childs	1	1	0	37	0	0	37	37.00
GA Bond	5	5	0	15	0	0	35	7.00
JG Jones	5	5	0	18	0	0	32	6.40
FY Goodwin	11	7	2	7*	0	0	23	4.60
MM Mccartney	1	1	0	19	0	0	19	19.00
KM Pearce	7	4	2	9*	0	0	19	9.50
S Jeh	1	1	0	17	0	0	17	17.00
EL Smith	8	4	2	7*	0	0	14	7.00
EG Colen	4	3	0	7	0	0	12	4.00
KG Wood	8	5	1	5*	0	0	11	2.75
BH Ryan	12	3	1	10	0	0	10	5.00
AL Whitehead	1	1	0	8	0	0	8	8.00
OG Tartak	1	1	0	5	0	0	5	5.00
BA Lyons	1	1	0	4	0	0	4	4.00
SV Hegde	7	2	1	2*	0	0	3	3.00
LK Miller	1	1	1	1*	0	0	1	-
SR Mitchell	2	1	0	1	0	0	1	1.00
HH Paravithana	1	0	0	0	0	0	0	-
KG Simmons	2	0	0	0	0	0	0	-
MR Roantree	1	0	0	0	0	0	0	-
MI Goodwin	1	0	0	0	0	0	0	-
PK Du Payne	3	0	0	0	0	0	0	-
CB McNeill	11	2	0	0	0	0	0	0.00

### Women's Second Grade Bowling

Player	Overs	Maidens	Runs	Wickets	Average	Best	5 Wkts.
BH Ryan	48.2	5	184	16	11.50	4-9	0
EJ Swanepoel	38.4	1	100	8	12.50	3-29	0
KM Pearce	25.2	3	97	6	16.17	3-10	0
M Doohan	40.3	2	203	6	33.83	2-28	0
AL Harris	39	1	140	5	28.00	2-16	0
FY Goodwin	35	3	165	5	33.00	1-5	0
CB McNeill	48.1	2	198	4	49.50	1-12	0
GA Bond	14	0	31	4	7.75	3-7	0
PK Du Payne	13.5	2	42	3	14.00	3-22	0
JG Jones	14	0	76	3	25.33	1-9	0
ZA Varatharajan	19.4	1	116	3	38.67	1-8	0
KG Wood	19.3	1	89	3	29.67	1-10	0
SL Smith	9	1	41	2	20.50	2-8	0
LA Sunderland	30	1	124	2	62.00	1-14	0
TM Sunderland	11	2	58	2	29.00	1-7	0
SR Mitchell	2	0	10	1	10.00	1-10	0
CN Lewis	22	0	74	1	74.00	1-7	0
BA Lyons	2	0	13	0	-	0-13	0
MM Mccartney	6	0	19	0	-	0-19	0
AG Childs	3	0	14	0	-	0-14	0
ED O'Kane	5	0	22	0	-	0-6	0
HH Paravithana	2	0	12	0	-	0-12	0
KG Simmons	5	0	43	0	-	0-18	0
EL Smith	8	0	45	0	-	0-14	0
AL Whitehead	5	2	5	0	-	0-5	0

## YOUTH GIRLS COMPETITION – The Paul Pink Shield

North Zone	Points	NRR
Sandgate - Redcliffe	10	2.209
Sunshine Coast	7	0.525
Wynnum/Manly	7	-2.086
Northern Suburbs	6	-0.700
<b>Valley</b>	<b>5</b>	<b>-2.675</b>

South Zone	Points	NRR
Western Suburbs	9	3.875
South Brisbane	9	1.914
Ipswich	8	1.636
University of Queensland	5	-2.374
Gold Coast	4	-3.075

### YOUTH GIRLS COMPETITION STATISTICS (Paul Pink Shield)

Premiership:	5th in North Zone.
Matches Played:	7: Drawn 5, Lost 2.

#### Youth Girls Competition Batting

Player	Matches	Innings	Not Outs	Best Score	100s	50s	Runs	Average
ED O'Kane	2	2	0	18	0	0	30	15.00
BA Lyons	2	2	0	14	0	0	17	8.50
CL Dale	2	1	0	13	0	0	13	13.00
HH Paravavithana	2	2	1	7	0	0	7	7.00
LG Hoe	2	1	1	4*	0	0	4	-
MR Roantree	2	2	0	3	0	0	3	1.50
AL Tinetti	2	2	2	2*	0	0	2	-
TJ Gandhi	2	1	0	2	0	0	2	2.00
GEH King	2	1	0	1	0	0	1	1.00
MM Durkin	2	2	0	0	0	0	0	0.00
T Millott	2	1	0	0	0	0	0	0.00

#### Youth Girls Competition Bowling

Player	Overs	Maidens	Runs	Wickets	Average	Best	5 Wkts.
HH Paravavithana	5	0	44	2	22.00	2-18	0
BA Lyons	6	2	23	1	23.00	1-0	0
AL Tinetti	4	0	15	1	15.00	1-5	0
T Millott	4	0	23	0	-	0-9	0
MR Roantree	4	0	23	0	-	0-5	0
CL Dale	5	0	14	0	-	0-3	0
MM Durkin	3	0	20	0	-	0-6	0
TJ Gandhi	3	0	12	0	-	0-12	0
LG Hoe	2	0	11	0	-	0-11	0
GEH King	4	0	20	0	-	0-10	0

## **METROPOLITAN SOUTH WEST DISTRICT CRICKET – Kirby Short Cup**

North Zone	Points	NRR
West's Hawks	66	2.65
UQ Flames	45	1.61
<b>Valley Blue</b>	<b>45</b>	<b>0.62</b>
UQ Heat	42	0.91
<b>Valley Navy</b>	<b>36</b>	<b>0.48</b>

Premiership:	Valley Blue won Consolation Final
Matches Played:	13 Rounds + Finals

### **Kirby Short Cup (Valley Navy) Batting**

Player	Matches	Innings	Not Outs	Best Score	100s	50s	Runs	Average
Ryan, Billie H	10	10	4	54*	0	1	98	16.33
Appleyard, Erin	11	10	2	24*	0	0	90	11.25
Bond, Genevieve A	3	3	1	50*	0	1	62	31.00
Mitchell, Sofia R	11	11	2	17	0	0	59	6.56
Lyons, Bridget A	4	4	1	19*	0	0	51	17.00
Smith, Sophie L	3	3	1	30	0	0	51	25.50
Colen, Eden G	2	2	1	51*	0	1	51	51.00
Seed, Beth A	6	5	2	22*	0	0	38	12.67
Pearce, Kara M	1	1	0	28	0	0	28	28.00
Roantree, Mathilda R	3	3	1	18	0	0	28	14.00
O'Kane, Elise D	3	3	1	17*	0	0	21	10.50
Smith, Emma L	10	9	1	10*	0	0	20	2.50
Millott, Tara M	3	3	1	9*	0	0	17	8.50
Miller, Lily K	5	4	2	8	0	0	9	4.50
McNeill, Chelsea B	4	4	1	4	0	0	9	3.00
Gandhi, Tasmin J	1	1	0	8	0	0	8	8.00
Tinetti, Alyssa L	3	3	1	3*	0	0	4	2.00
Choo, Elizabeth F	2	2	0	2	0	0	4	2.00
King, Grace E	1	1	0	2	0	0	2	2.00
Lakkoju, Vinaya M	5	5	0	2	0	0	2	0.40
Wood, Kiara G	1	1	1	0*	0	0	0	NA
Unknown player 1	1	1	0	9	0	0	9	9.00
Unknown player 2	1	1	0	30	0	0	30	30.00
Unknown player 3	1	1	1	0*	0	0	0	NA

### **Kirby Short Cup (Valley Navy) Bowling**

Player	Matches	Overs	Maidens	Runs	Wickets	Average	Best	5 Wkts.
Ryan, Billie H	10	27	2	122	8	15.25	3/19	0
Seed, Beth A	6	15	1	84	4	21.00	2/21	0
Millott, Tara M	3	8	0	30	3	10.00	2/17	0
Colen, Eden G	2	4.3	0	32	3	10.67	2/26	0
O'Kane, Elise D	3	3.4	0	13	2	6.50	2/9	0
Lakkoju, Vinaya M	5	8	0	43	2	21.50	1/8	0
Mitchell, Sofia R	11	16	0	79	2	39.50	1/12	0
Appleyard, Erin	11	27	2	167	2	83.50	1/11	0
Wood, Kiara G	1	2	1	9	1	9.00	1/9	0
Choo, Elizabeth F	2	4	0	17	1	17.00	1/4	0
Tinetti, Alyssa L	3	7	1	33	1	33.00	1/5	0
Bond, Genevieve A	3	9	0	43	1	43.00	1/12	0
Smith, Emma L	10	7.1	0	47	1	47.00	1/20	0
McNeill, Chelsea B	4	9	0	66	1	66.00	1/10	0
King, Grace E	1	1	0	6	0	NA	0/6	0
Miller, Lily K	5	1	0	7	0	NA	0/7	0
Gandhi, Tasmin J	1	2	0	11	0	NA	0/11	0
Smith, Sophie L	3	3	0	13	0	NA	0/13	0
Roantree, Mathilda R	3	6	0	30	0	NA	0/8	0
Pearce, Kara M	1	4	0	36	0	NA	0/36	0
Lyons, Bridget A	4	5	0	46	0	NA	0/4	0
Unknown player 4	1	2	0	12	0	NA	0/12	0



### Kirby Short Cup (Valley Blue) Batting

Player	Matches	Innings	Not Outs	Best Score	100s	50s	Runs	Average
Lyons, Bridget A	12	12	2	39	0	0	221	22.10
Choo, Elizabeth F	8	8	4	47*	0	0	205	51.25
Colen, Eden G	5	5	2	52*	0	1	100	33.33
Smith, Sophie L	3	3	1	44*	0	0	67	33.50
O'Kane, Elise D	5	5	1	16	0	0	43	10.75
Appleyard, Erin	5	5	0	21	0	0	39	7.80
Pearce, Kara M	4	4	2	31*	0	0	32	16.00
Rothwell, Emma C	6	5	1	14	0	0	31	7.75
Varatharajan, Zita A	1	1	1	20*	0	0	20	NA
Rothwell, Sophia E	6	5	2	6	0	0	17	5.67
Paranavithana, Harini H	6	3	2	8*	0	0	13	13.00
Taylan, Caira G	6	5	1	7	0	0	10	2.50
Seed, Beth A	4	2	0	8	0	0	9	4.50
Lakkoju, Vinaya M	1	1	1	8*	0	0	8	NA
Mitchell, Sofia R	3	3	1	3	0	0	8	4.00
Dale, Chelsea L	2	2	0	6	0	0	7	3.50
Ryan, Billie H	6	4	1	3	0	0	7	2.33
Coghill, Isobel M	5	3	1	3	0	0	5	2.50
Roantree, Mathilda R	2	1	0	5	0	0	5	5.00
McNeill, Chelsea B	4	2	1	5*	0	0	5	5.00
Smith, Emma L	2	2	1	2*	0	0	3	3.00
Crighton, Jessica M	1	1	1	2*	0	0	2	NA
Tinetti, Alyssa L	1	1	1	1*	0	0	1	NA
Goodwin, Frances Y	2	2	0	0	0	0	0	0.00
Unknown player 5	5	4	2	9*	0	0	23	11.50
Unknown player 6	2	1	1	4*	0	0	4	NA
Unknown player 7	2	1	0	1	0	0	1	1.00

### Kirby Short Cup (Valley Blue) Bowling

Player	Matches	Overs	Maidens	Runs	Wickets	Average	Best	5 Wkts.
Appleyard, Erin	5	12.1	0	59	5	11.80	2/4	0
Lyons, Bridget A	12	23	0	126	4	31.50	1/4	0
Paranavithana, Harini H	6	10	0	65	3	21.67	1/4	0
Choo, Elizabeth F	8	20.5	1	86	3	28.67	2/9	0
Roantree, Mathilda R	2	6	0	28	2	14.00	1/12	0
Pearce, Kara M	4	12	1	43	2	21.50	1/9	0
Seed, Beth A	4	7	0	49	2	24.50	1/4	0
Coghill, Isobel M	5	7	0	60	2	30.00	2/13	0
Colen, Eden G	5	7	1	23	1	23.00	1/1	0
Smith, Sophie L	3	6	0	41	1	41.00	1/3	0
Ryan, Billie H	6	18	0	95	1	95.00	1/5	0
Taylan, Caira G	6	13	0	104	1	104.00	1/4	0
Rothwell, Sophia E	6	13	0	107	1	107.00	1/10	0
Tinetti, Alyssa L	1	3	0	7	0	NA	0/7	0
Crighton, Jessica M	1	2	0	13	0	NA	0/13	0
Dale, Chelsea L	2	6	1	15	0	NA	0/7	0
Millott, Tara M	1	4	0	16	0	NA	0/16	0
Varatharajan, Zita A	1	2.2	0	18	0	NA	0/18	0
Lakkoju, Vinaya M	1	2	0	21	0	NA	0/21	0
Goodwin, Frances Y	2	5	0	23	0	NA	0/10	0
Mitchell, Sofia R	3	3.5	0	23	0	NA	0/2	0
O'Kane, Elise D	5	5	0	35	0	NA	0/12	0
McNeill, Chelsea B	4	8	1	38	0	NA	0/2	0
Rothwell, Emma C	6	13	0	47	0	NA	0/5	0
Unkown Player 8	2	4	0	24	0	NA	0/11	0

# TEAM AND INDIVIDUAL ALL-TIME RECORDS

## IMPORTANT NOTES & GRADES HISTORY

<b>IMPORTANT NOTES</b>	<p>(i) Annual Reports from 1898-99 to 1921-22 are reported to have been lost in a flood. If anyone has, or knows of the whereabouts of any of these reports, it would be appreciated if you would contact the Club Secretary or any Club official.</p> <p>(ii) N/R — means 'Not Recorded' or 'Not Recorded Fully'</p> <p>(iii) The Top 20 All-Time Tables exclude:</p> <ul style="list-style-type: none"> <li>• First Grade One-Day competitions;</li> <li>• Open Age competition;</li> <li>• Under 19 competitions;</li> <li>• Over 40's competitions;</li> <li>• Sunday Legends T20 competitions;</li> <li>• Zone 2 Valleys/Norths/BNJCA Junior teams;</li> <li>• Youth Girls competitions (Paul Pink Shield and Kirby Short Cup).</li> </ul> <p>(iv) Premiership wins are from 1897-98 to present.</p>	
<b>GRADE</b>	<b>NOTES</b>	<b>RECORD DATES</b>
First – Premiership	Previously 'A' Grade One-Day Competitions are NOT included.	1897-98 – 1910-11 1922-23 – present
First – One Day Competitions	No records for 1984-85 & 1990-91 as scorebooks unavailable. 1982-83 includes only Rounds one & two. Records for 1996-97 to 1999-00 taken from Annual Reports but as no scorebooks available, partnerships and some individual records unknown. In some cases statistics have been obtained from various Annual Reports. Eg: Centuries, competition wins.	Since 1982-83
First – T20 Competitions		Since 2005-06
Second – Premiership	Previously 'Reserve' Grade 'B' Grade was recorded as Second Grade from 1922-23 to 1933-34 as it was the Club's second highest Grade prior to the introduction of 'Reserve' Grade in 1934-35.	1897-98 – 1910-11 1922-23 – present
Second – One Day Competition		Since 2010-11
Second – T20 Competition		Since 2010-11
Third	Previously 'B' Grade 'C' Grade was recorded as Third Grade from 1922-23 to 1933-34 as it was the Club's third highest Grade prior to the introduction of 'Reserve' Grade in 1934-35.	Since 1922-23
Third – One Day Competition		Since 2019-20
Fourth	Previously 'C' Grade Prior to the introduction of 'Reserve' Grade in 1934-35, 'C' Grade was recorded as 'Third' or 'B' Grade, as it was the Club's third highest Grade (until 1934-35).	Since 1934-35
Fourth – One Day Competition		Since 2019-20
Fifth		Since 1979-80
Fifth – One Day Competition		Since 2019-20
Sixth		Since 1992-93 Discontinued 1997-98 Resumed 2007-08
Under 18	Previously 'Intermediate'. Also known as Under 17 from 1986 to 1988.	Since 1948-49 Discontinued 1991-92 Resumed 1997-98 Discontinued 2007-08
Under 19	There was no Under 19 competition from 1974-75 to 1980-81 and from 1997-98 to 2003-04. Resumed 2004-05 but discontinued 2010-11.	Since 1969-70
Open Age	Replaced the Under 19 competition with its goal to provide 1-Day cricket for lower Grade players. No records in report.	1997-98 only
Under 16/17/18 Lord's Taverners Competitions	Lord's Taverners Competition Under 16 from 1991-92 to 2006-07, 2012-13 to 2013-14 and 2016-17 to present. Under 17 in 2007-08 to 2009-10 inclusive and 2014-15 to 2015-16. Under 18 in 2010-11 & 2011-12.	Since 1991-92
Schoolboy	Under 15 Competition	Since 1957-58 Discontinued 1975-76
Sub Districts/Warehouse	All Sub Districts and Warehouse Grades have been combined under this heading. There were no Valley Sub District/Warehouse teams from 1979-80 to 1988-89 inclusive.	Since 1977-78
QSDCA – One Day Competition		Since 2019-20
Over 40's	Limited Overs One Day Competition	Since 2001-02
Sunday Legends T20 Competition	Limited Overs Twenty 20 Competition	Since 2011-12
Women's – First Grade	There were no Valley women's teams from 1989/90 to 1992-93 inclusive, & from 2003-04 to 2013-14.	Since 1979-80
Women's - Second Grade		Since 2014-15
Juniors (Zone 2)	Valley/Norths Zone.	1972-73, 1975-76 to 1985-86
BNJCA	Please refer to the Junior Teams Section of this report. Brisbane North Junior Cricket Association (BNJCA)	Since 1993-94 Since 1997-98
Youth Girls Competitions	Paul Pink Shield Metropolitan South West District Cricket Association - Kirby Short Cup	Since 2017-18 Since 2020-21

## REPRESENTATIVES IN INTERNATIONAL & INTERSTATE MATCHES

### AUSTRALIAN PLAYERS (10)

Era whilst at VDCC	Player
1911-12	JW McLaren
1928-29	OE Nothling
1929-30	A Hurwood
1930-31	A Hurwood
1946-47	D Tallon
1980-81	AR Border
1981-82	AR Border
1982-83	AR Border; KC Wessels
1983-84	AR Border; KC Wessels
1984-85	AR Border (Captain); KC Wessels; GM Ritchie
1985-86	AR Border (Captain); KC Wessels; GM Ritchie
1986-87	AR Border (Captain); GM Ritchie
1987-88	AR Border (Captain)
1988-89	AR Border (Captain)
1989-90	AR Border (Captain)
1990-91	AR Border (Captain)
1991-92	AR Border (Captain)
1992-93	AR Border (Captain); ML Hayden
1993-94	AR Border (Captain); ML Hayden
1994-95	SG Law (One-Day Team)
1995-96	SG Law
1996-97	ML Hayden; SG Law (One-Day Team)
1997-98	ML Hayden (One-Day Team)
1999-00	ML Hayden (Test & One Day Team)
2000-01	ML Hayden (Test & One Day Team)
2001-02	ML Hayden (Test & One Day Team)
2002-03	ML Hayden (Test & One Day Team)
2003-04	ML Hayden (Test & One Day Team)
2004-05	ML Hayden (Test & One Day Team)
2005-06	ML Hayden (Test & Twenty20 Team)
2006-07	ML Hayden (Test, One Day & Twenty20 Team)
2007-08	ML Hayden (Test, One Day & Twenty20 Team)
2008-09	ML Hayden (Test)
2012-13	UT Khawaja (One Day Team)
2013-14	UT Khawaja (Test, One Day and Twenty20 Team)
2015-16	UT Khawaja (Test, One Day and Twenty20 Team)
2016-17	UT Khawaja (Test, One Day and Twenty20 Team)
2017-18	UT Kwawaja (Test)
2018-19	UT Khawaja (Test, One Day and Twenty20 Team)
2019-20	UT Khawaja (Australia A)

### QUEENSLAND PLAYERS (68)

Player	Era (whilst at Valley)	Baggy Cap Number		
		Valley Blue	Maroon	Green
SP (Samuel) Jones	1899/00	28	31	
CF (Charles) Morgan	1899/00 – 05/06	9	48	
R (Robert) Macdonald	1899/00, 02/03 – 03/04	8	16	
CY (Charles) Adamson	1899/00	29	49	
HW (Henry) Chapman	1901/02	43	28	
AA (Albert) Atkins	1902/03 – 05/06	55	27	
RD (Richard) Pyke	1904/05	63	59	
T (Thomas) Byrne	1901/02 - 05/06	42	33	
CW (Charles) Patrick	1905/06	60	52	
MF (Michael) McCaffrey	1908/09	100	68	
JW (John) McLaren	1906/07 – 14/15	76	75	100
SJ (Sidney) Redgrave	1908/09	99	76	
SJ (Sydney) Fennelly	1909/10 - 1910/11, 1920/21	115	81	
AE (Albert) Sims	1910/11	111	89	
LPD (Leo) O'Connor	1912/13 – 13/14, 20/21 – 29/30	156	98	
SW (Sydney) Ayres	1913/14 – 14/15, 19/20 – 24/25	133	100	
RJ (Robert) Willcocks	1913/14	127	101	
LE (Lionel) Oxenham	1919/20	162	111	
WM (William) Kay	1920/21	173	112	
CBP (Clem) McFarlane	1924/25, 30/31	180	128	
CW (Charles) Sim	1925/26	175	136	
EH (Ernest) Hutcheon	1925/26	199	117	

Player	Era (whilst at Valley)	Valley Blue	Maroon	Green
ADA (Alexander) Mayes	1925/26 – 26/27	202	139	
A (Alexander) Hurwood	1925/26, 27/28, 29/30 – 31/32	176	137	135
OE (Otto) Nothling	1927/28 – 28/29	225	143	127
RM (Roy) Levy	1928/29 – 29/30, 32/33 – 35/36	226	148	
VHV (Victor) Goodwin	1929/30 – 30/31	227	150	
KLM (Kenneth) Mossop	1925/26 – 32/33	208	155	
W (William) Duncan	1930/31	240	163	
JEHP (James) Hogg	1931/32	235	168	
BRD (Brian) O'Connor	1934/35 – 35/36	231	182	
WC (Charlie) Andrews	1936/37	272	170	
BL (Berrowes) Webb	1937/38	274	202	
D (Don) Tallon	1946/47	358	179	169
FE (Francis) Nolan	1948/49 – 49/50	366	237	
JT (James) Harten	1948/49 – 49/50	311	243	
CE (Mick) Harvey	1949/50	376	245	
RP (Peter) Easton	1959/60	391	280	
GM (Greg) Egan	1963/64 – 64/65	431	296	
J (John) Brown	1965/66	458	299	
GT (Geoffrey) Gray	1968/69	456	313	
KE (Keith) Dudgeon	1969/70 – 74/75	483	309	
FM (Malcolm) Francke	1971/72 – 79/80	485	326	
PA (Peter) Ryan	1971/72	497	327	
WJ (Warwick) Neville	1971/72	498	324	
CJ (Colin) Cooke	1976/77	495	344	
GJ (Gary) Madders	1979/80	503	355	
AR (Allan) Border	1980/81 – 95/96	544	361	299
KC (Kepler) Wessels	1980/81 – 85/86	545	357	317
AB (Brett) Henschell	1981/82 – 90/91	538	367	
AN (Anthony) Brown	1983/84, 85/86	533	378	
GM (Greg) Ritchie	1984/85 – 86/87	563	362	315
PW (Peter) Anderson	1986/87 – 87/88	559	384	
PJ (Paul) Carew	1986/87 – 87/88, 89/90	568	387	
SG (Stuart) Law	1987/88 – 90/91, 92/93 – 96/97	567	392	365
JM (Jeffrey) Walker	1988/89	569	395	
PJ (Peter) Drinnen	1989/90	588	394	
GI (Geoffrey) Foley	1989/90	566	397	
ML (Matthew) Hayden	1990/91 – 2008/09	591	408	359
JH (Joe) Dawes	1997/98 – 2005/06	628	429	
LA (Lee) Carseldine	1998/99 – 2003/04, 2007/08	620	432	
NJ (Nick) Kruger	2002/03, 2007/08, 2009/10	636	446	
MC (Murray) Bragg	2007/08	655	461	
LW (Luke) Feldman	2009/10 – 18/19	679	470	
UT (Usman) Khawaja	2012/13 -	698	484	419
JD (Jack) Wildermuth	2014/15 -	690	497	
MT (Mark) Steketee	2015/16 -	711	496	
LD (Lachlan) Pfeffer	2017/18 – 2019/20	714	506	
AJ (Andrew) Gode	2018/19	667		

### AUSTRALIAN WOMEN PLAYERS (1)

Era whilst at VDCC	Player
1993/94	SL (Sharyn) Bow (Test)

### QUEENSLAND WOMEN PLAYERS (13)

Player	Era (whilst at Valley)	Baggy Cap Number		
		Valley Blue	Maroon *	Green
SL (Sharyn) Bow	1993/94 – 95/96	084		385
KL (Kellie) Rich	1995/96 – 96/97	103		
VL (Vanessa) Pickering	1993/94 – 01/02	100		
LA (Linda) Scott	1993/94 – 94/95	104		
MM (Maryanne) Brandon	1995/96 – 96/97, 99/00 – 01/02	086		
K (Kym) Fazackerly	1996/97	133		
TE (Tricia) Brown	1998/99 – 2002/03	148		
CG (Cindy) Kross	1998/99 – 2002/03	150		
R (Reanna) Browne	2002/03	163		
K (Kara) Sutherland	2017/18	219		
CR (Charli) Knott	2018/19 -	199		
M (Mikayla) Hinkley	2019/20 -	236		
GK (Georgia) Prestwidge	2019/20 -	237		

\* Queensland Women's Cap numbers unavailable at this time.

## VDCC PREMIERSHIPS & CHAMPIONSHIPS (111)

<b>FIRST GRADE</b>	11	1901-02 1974-75	1914-15 1984-85	1918-19 1994-95	1919-20 1996-97	1928-29 2013-14	1930-31
<b>FIRST GRADE ONE DAY Limited Overs</b>	9	1972-73 2000-01	1973-74 2018-19	1983-84	1986-87	1992-93	1995-96 1996-97
<b>FIRST GRADE T20 Limited Overs</b>	3	2012-13	2013-14	2019-20			
<b>SECOND GRADE</b>	12	1898-99 1949-50	1901-02 1956-57	1904-05 1961-62	1919-20 1973-74	1920-21 1978-79	1937-38 2003-04
<b>SECOND GRADE ONE DAY Limited Overs</b>	1	2016-17					
<b>THIRD GRADE</b>	9	1953-54 2005-06	1975-76 2007-08	1978-79	1980-81	1981-82	2001-02 2003-04
<b>FOURTH GRADE</b>	15	1934-35 2001-02 2017-18	1978-79 2003-04	1982-83 2004-05	1990-91 2005-06	1991-92 2006-07	1998-99 2014-15 2015-16
<b>FOURTH GRADE ONE DAY Limited Overs</b>	1	2019-20					
<b>FIFTH GRADE</b>	11	1979-80 2009-10	1988-89 2014-15	1990-91 2016-17	1991-92 2017-18	1993-94	1995-96 2003-04
<b>SIXTH GRADE</b>	7	1992-93	2012-13	2013-14	2014-15	2015-16	2017-18 2018-19
<b>SUB DISTRICTS</b>	8	1997-98 (C1) 2012-13 (C3)	2001-02 (B2) 2013-14 (C2)	2003-04 (B1)	2012-13 (C1)	2016-17 (B3)	2017-18 (C1)
<b>UNDER 18 GRADE</b>	5	1955-56	1973-74	1981-82	1991-92	1999-00	
<b>UNDER 19 GRADE Limited Overs</b>	5	1971-72	1981-82	1985-86	1988-89	1991-92	
<b>SUNDAY LEGENDS T20 Limited Overs</b>	4	2012-13	2014-15	2017-18	2018-19		
<b>OPEN AGE GRADE Limited Overs</b>	1	1997-98					
<b>U16/17 LORD'S TAVERNERS</b>	2	1995-96	2000-01				
<b>"SCHOOLBOY" GRADE</b>	2	1958-59	1961-62				
<b>WOMEN'S 1ST GRADE</b>	3	1994-95	1995-96	1996-97			
<b>WOMEN'S 2ND GRADE</b>	2	1983-84	1985-86				

## VDCC CLUB CHAMPIONSHIPS (11)

<b>Year</b>	<b>First Grade Captain</b>	<b>Club Coaches</b>
1974-75	Keith Dudgeon	Geoff Trivett
1978-79	Keith Dudgeon	Keith Dudgeon
1982-83	Gary Madders / Kepler Wessels	Gill Chapman, Tom Viewers
1988-89	Brett Henschell	Grant Law
1990-91	Brett Henschell	Jim Taylor
1991-92	Geoff Foley	Jim Taylor
1992-93	Michael Ephraims	Michael Ephraims (1sts Squad), Jim Taylor (Club)
1996-97	Michael Ephraims	Peter Drinnen (1sts Squad), Clinton Kempnich (Club)
2000-01	Lee Carseldine	Michael Ephraims (1sts Squad), Clinton Kempnich (Club)
2001-02	Lee Carseldine	Michael Ephraims (1sts Squad), Clinton Kempnich (Club)
2002-03	Joe Dawes	Michael Ephraims (1sts Squad), Clinton Kempnich (Club)

## PREMIERSHIP TEAM PLAYER LISTS

2-day Premiership Match Competitions	Final Teams and players who played 5 games or more.
Limited Overs Championship Competitions	Final Teams and players who played multiple games.

### FIRST GRADE PREMIERSHIPS

<b>1901-02</b>	CF (Charlie) Morgan (C), WA (William) Blackstock, T (Thomas) Byrne, HW (Henry) Chapman, JT (John) Corrigan, AE (Alfred) Down, PEJ (Patrick) Fagan, RC (Robert) Hancock, WF (William) Kenny, R (Robbie) Macdonald, V (Valentine) Macdonald, PJ (Patrick) Maher, PC (Percy) Sapsford, JP (John) Smith.
<b>1914-15</b>	JW (John) McLaren (C), SW (Syd) Ayres, L (Leslie) Blundell, AN (Albert) Bolton, D (Douglas) Davenport, OA (Oscar) Davenport, G (George) Down Jnr, VRH (Victor) Down, SC (Samuel) Eggleston, WA (William) Fraser, RS (Ronald) Irvine, F (Frederick) Noyes, R Parker, RW (Robert) Rice, FA (Frederick) Short, H Walker.
<b>1918-19</b>	JW (John) McLaren (C), SW (Syd) Ayres, BB (Bruce) Barrack, HT (Herbert) Beasley, L (Leslie) Blundell, AN (Albert) Bolton, VR (Vivian) Gray, RS (Ronald) Irvine, EG (Ernest) Langford, GE (George) Lax, CL (Len) Mossop, LPD (Leo) O'Connor, LE (Lionel) Oxenham, R (Robert) Wiltshire.
<b>1919-20</b>	JW (John) McLaren (C), SW (Syd) Ayres, AN (Albert) Bolton, H (Henry) Fewin, ? Fitzgerald, LPD (Leo) O'Connor, LE (Lionel) Oxenham, R Parker, FA (Frederick) Short, DF (Duncan) Thompson.
<b>1928-29</b>	LPD (Leo) O'Connor (C), BB (Bruce) Barrack, JS (James) Bogle, JT (James) Broadfoot, AP (Alan) Chittleborough, VHV (Victor) Goodwin, DC (Douglas) Green, A (Alex) Hurwood, RM (Roy) Levy, CBP (Clement) McFarlane, OE (Otto) Nothling, AL (Albert) Peck, FA (Frederick) Short, GM (George) Ward. Scorer: JG (John) Bell. (KLM Mossop played for QCA Colts this season)
<b>1930-31</b>	LPD (Leo) O'Connor (C), HW (Harrie) Alderton, BB (Bruce) Barrack, JT (James) Broadfoot, WS (Stanley) Coltman, W (William) Duncan, VHV (Victor) Goodwin, JEHP (James) Hogg, A (Alex) Hurwood, RM (Roy) Levy, CBP (Clement) McFarlane, AB (Alan) Mossop, BRD (Brian) O'Connor, C (Clarence) Robinson. (KLM Mossop played for QCA Colts this season)
<b>1974-75</b>	Keith Dudgeon (C), Lindsay Bell, John Bourke, Col Cooke, Peter Easton, Geoff Gray, Terry Khan, John Maley, Peter Muspratt, Peter Nicholson, Geoff Trivett, Ross Wallace, Keith Ziebell. (State player Malcolm Francke played 5 games but was unavailable for the Final) Coach: Geoff Trivett, Scorer: Bert McKinley.
<b>1984-85</b>	Terry Khan (C), Peter Anderson, Tony N. Brown, Hilton Chilcott, Geoff Foley, Errol Harris, Brett Henschell, Stuart Law, Paul Lewis, Peter McPhee, Garry Moore, John Nothdurft, Barry Quinn, Greg Ritchie, John Welsh. (Rep. players Allan Border and Kepler Wessels played 1 and 2 games respectively and were unavailable for the Final) Coach: Terry Khan, Scorer: Denis Connell.
<b>1994-95</b>	Brett Henschell (C), Richard Anderson, Allan Border, Lee Carseldine, Michael Ephraims, Michael Jeh, Kane Kersnovske, Chris Lanagan, Heath Pedrola, Dean Reeves, Brendan Shinnick, Jamie Timmins, Paul Whybird. (Rep. players Matthew Hayden and Stuart Law played 5 and 6 games respectively but were unavailable for the Final) Coach: Geoff Trivett, Manager: Ian Reeves, Scorer: Susan Hunt.
<b>1996-97</b>	Michael Ephraims (C), Andrew Bailey, Lee Carseldine, Joe Dawes, Ian Hansen, Brett Henschell, Trevor Irvine, Kane Kersnovske, Chris Lanagan, Heath Pedrola, Brendan Shinnick, Darin Turner. (Rep. players Matthew Hayden and Stuart Law played 4 matches but were unavailable for the Final) Coach: Peter Drinnen, Manager: Jim Shinnick, Scorer: Susan Hunt.
<b>2013-14</b>	Andrew Gode (C), Josh Dascombe, Luke Feldman, Shane Kabel, Usman Khawaja, Adam Lockhart-Krause, Matthew Petrie, Lachlan Pfeffer, Ben Schuhmacher, James Spargo, Jack Wildermuth. Also played multiple games: Jacques Badendorst, Kyle Scrimgeour, Sam Tomlinson Coach: Ben Schuhmacher, Manager: Jim Shinnick, Scorer: Pat Culpán.

### FIRST GRADE ONE DAY LIMITED OVERS CHAMPIONSHIPS

<b>1972-73</b>	Channel 0 Cup Final Team: Keith Dudgeon (C), Richie Benaud, Col Cooke, Alan Davidson, Peter Easton, Malcolm Francke, Geoff Gray, Noel King, Gary Madders, Warwick Neville, Geoff Waters.
<b>1973-74</b>	Channel 0 Cup Final Team: Peter Muspratt (C), Richie Benaud, Col Cooke, Alan Davidson, Keith Dudgeon, Malcolm Francke, Geoff Gray, Terry Khan, Gary Madders, Geoff Trivett, Geoff Waters.
<b>1983-84</b>	Team Not Available.
<b>1986-87</b>	Gabba Sporting Products Final Team: Terry Khan (C), Gavin Brown, Paul Carew, David Cottee, Michael Ephraims, Geoff Foley, Peter McPhee, Garry Moore, Barry Quinn, Ross Perrett (12 <sup>th</sup> man), Jeff Walker, Bruce Ward. Also played multiple games: Peter Anderson, Brett Henschell. Scorer: Denis Connell.
<b>1992-93</b>	Team Not Available.
<b>1995-96</b>	Metway Cup Final Team: Brett Henschell (C), Allan Border, Lee Carseldine, Michael Ephraims, Mark Glenn, Ian Hansen, Matthew Hayden, Kane Kersnovske, Chris Lanagan, Stuart Law, Brendan Shinnick. Also played multiple games: Richard Anderson (4), Heath Pedrola (6), Paul Whybird (4). One Day Competitions: Metway Cup - 6 games, Coca Cola Cup - 2 games. Coach: Geoff Trivett, Manager: Ian Reeves, Scorer: Susan Hunt.
<b>1996-97</b>	Coca Cola Cup Final Team: Michael Ephraims (C), Andrew Bailey, Lee Carseldine, Joe Dawes, Ian Hansen, Trevor Irvine, Kane Kersnovske, Chris Lanagan, Heath Pedrola, Brendan Shinnick, Darin Turner. Also played multiple games: Richard Anderson (2), Matthew Hayden (5), Brett Henschell (3), Paul Whybird (4). One Day Competitions: Metway Cup - 5 games, Coca Cola Cup - 4 games. Coach: Peter Drinnen, Manager: Jim Shinnick, Scorer: Susan Hunt.
<b>2000-01</b>	K & R Plumbing One Day Competition Final Team: Lee Carseldine (C), Mitchell Chapman, Richard Clinton, Joe Dawes, John Dellit, Matthew Hayden, Trevor Irvine, Michael Jeh, Chris Lanagan, Brendan Shinnick, Darin Turner, Troy Webster. Also played multiple games: Gavin Brown (3), Lee Dalton (6), Nick Kruger (5), Dean Reeves (3). There were a total of 8 games played. Coach: Michael Ephraims, Manager: Jim Shinnick, Scorer: Pat Culpán.
<b>2018-19</b>	Kookaburra One Day Competition Final Team: Andrew Gode (C), Jack Beath, Luke Corlis, Josh Dascombe, Chris Knight, Andrew Lockhart-Krause, Owen Lynch, Dylan Mullen, Josh Neill, Lachlan Pfeffer, Nick Stevens. Also played multiple games: Matthew Shallcross (2), Luke Feldman (3), Mark Steketee (2). There were a total of 5 games played, plus the Semi-Final washed out. Coach: Peter Drinnen, Manager: Jim Shinnick, Scorer: Pat Culpán.

## FIRST GRADE TWENTY 20 LIMITED OVERS CHAMPIONSHIPS

<b>2012-13</b>	Tom Vievers Cup T20 Final Team: Andrew Gode (C), Lee Carseldine, Leigh Drennan, Luke Feldman, Jack Leach, Usman Khawaja, Adam Lockhart-Krause, Brent Morgan, Matthew Petrie, James Spargo, Jack Wildermuth. Also played multiple games: Shane Kabel (5), Paul West (3) Coach: Heath Pedrola, Manager: Jim Shinnick, Scorer: Pat Culpan.
<b>2013-14</b>	Tom Vievers Cup T20 Final Team: Andrew Gode (C), Lee Carseldine, Josh Dascombe, Luke Feldman, Shane Kabel, Adam Lockhart-Krause, Matthew Petrie, Lachlan Pfeffer, James Spargo, Michael Spargo, Jack Wildermuth. Coach: Ben Schuhmacher, Manager: Jim Shinnick, Scorer: Pat Culpan.
<b>2019-20</b>	Tom Vievers Cup T20 Final Team: Andrew Gode (C), Slater Asnicar, Jack Beath, Luke Feldman, Chris Knight, Will Kruip, Owen Lynch, Brock McLachlan, Dylan McLachlan, Josh Neill, Lachlan Pfeffer, Mark Steketee, Nick Stevens, Zanden Jeh. Coach: Brad Murphy, Manager: Jim Shinnick, Scorer: Greg Ball.

## SECOND GRADE PREMIERSHIPS

<b>1898-99</b>	A Brown, WH (William) Carvosso, LJ (Lachlan) Caskie, WG (Walter) Down, W (William) Exton, JA (Joseph) Flatman, DMT (Derwent) Forster, AH Hatton, H (Hugh) Jones, W (William) McAllister, JP (John) McMurray, IT (Isaac) Newell, A (Alexander) Smith.
<b>1901-02</b>	HG (Harry) Beardmore, L Clarke, WG (Walter) Down, WJ (William) Down, G (George) Elms, PEJ (Patrick) Fagen, RC (Robert) Hancock, WB (Wellesley) Hill, S Johns, H (Hugh) Jones, M Martin, J (John) Newell, AJ (Albert) Whyte.
<b>1904-05</b>	D Andrews, JT (John) Corrigan, JP (John) Crowe, W (William) Exton, A (Arthur) Hendy, WB (Wellesley) Hill, EG (Eric) Manson, CL (Len) Mossop, TG (Gordon) Ross, A (Alexander) Smith, ETL (Edward) Stanton.
<b>1919-20</b>	Team Not Available.
<b>1920-21</b>	Team Not Available.
<b>1937-38</b>	Bert Yeates (C), Ted Clegg, Jim Ferguson, Vince Hodge, J Hodgson, Ern Oliver, Harry Mossop, Laurie Mossop, Dave Picking, James Podgornoff, Jack Smith, W Walker.
<b>1949-50</b>	Col Hoy (C), Frank Carmody, Pat Collins, Col Cuthbertson, Crawford Duncan, Bert Haskings, Les Laracy, Bill Nolan, John Pike, Roy Richards, Bert Salisbury, Doug Thorne, Theo Sherwood.
<b>1956-57</b>	Norm McMahon (C), Ian Campbell, Jim Collings, Des Connor, Percy Cramb, Alan Foote, Don Graham, Alan Haupt, Tom Nash, Peter Nilon, Bill Nolan, Frank Vidler, Dave Waddell.
<b>1961-62</b>	John Troy (C), John Beard, Jim Collings, Ross Ferguson, Bill Greinke, Alan Haupt, Noel King, Kev Logan, John Taylor, Jim Punchard, Frank Vidler, Dave Waddell.
<b>1973-74</b>	Gill Chapman (C), Trevor Baines, Lindsay Bell, Peter Easton, John Gamble, Bob Hunter, Noel King, Ray Kohn, Chris Lane, Kev Logan, David McKellar, Garry Moore, John Petrie, Terry Simms.
<b>1978-79</b>	Lindsay Bell (C), Merv Brauer, Tony N. Brown, Peter Dempsey, Greg Egan, Geoff Harvey, Bruce Jennings, Gerard Keating, Brendan Marrinan, Noel McAuliffe, Garry Moore, Damien O'Rourke, Chris Pailthorpe, Greg Power, Jim Vanderham, Maurice Wise.
<b>2003-04</b>	Richard Anderson (C), Gavin Brown, Tony J. Brown, Tony Dudgeon, Ben Evans, Andrew Forbes, Kiel Harvey, Michael Jeh, Michael Kling, Scott Martin, Tom Mitchell, Chris Raimondi. Scorer: Noel Bolton

## SECOND GRADE ONE DAY LIMITED OVERS CHAMPIONSHIPS

<b>2016-17</b>	Adam Lockhart-Krause (C), Camron Farrell, Owen Lynch, Jonathan Knight, Dylan McLachlan, Brock McLachlan, Slater Asnicar, Tom Cramb, Teague Moloney, Jacques Badenhorst, Craig McElligott, Laurence Bristow.
----------------	---

## THIRD GRADE PREMIERSHIPS

<b>1953-54</b>	Roy Richards (C), Jim Barram, Des Connor, Ray Cooper, Percy Cramb, Ron Dean, Don Grimwade, Keith Jones, Len Jones, Don Lakeland, Ian Noon, Neil Scott, Don Sharpe, CH Whittred.
<b>1975-76</b>	Col Leggat (C), Graham Baldwin, Chris Barnard, Ivan Board, Paul Bolton, Peter Halpin, Jim Harten (Junior), Don Langdon, Bill Markwell, John Meldrum, Kaval Sajdeh, Dal Skirving, Geoff Waters.
<b>1978-79</b>	Gill Chapman (C), Trevor Baines, Peter Carpenter, Peter Dempsey, Don Langdon, Steve Lawler, Geoff Manthorpe, Tony Marrinan, Chris Pailthorpe, Frank Poulton, Barry Quinn, Dal Skirving, Jim Vanderham, Geoff Waters.
<b>1980-81</b>	Gill Chapman & Doug Johnson (shared Captaincy), Mark Behrendorf, Peter Chatman, Bruce Clark, Greg Egan, Bob Gamble, Tony Gill, Steve Janes, Richard Johnston, Steve Lawler, Peter McPhee, Greg Power, Bill Souter, Daryl Toye, Mike Weir.
<b>1981-82</b>	Gill Chapman (C), Ross Adams, Jeremy Claessen, Ken Edwards, Bruce Jennings, Richard Johnston, Steve Lawler, Scott Meredith, Damian O'Rourke, Steve Perkins, Greg Power, Daryl Toye, Mike Weir.
<b>2001-02</b>	David Khan (C), Tim Bant, Wes Bramley, Tony J. Brown, Ben Evans, Chris Hutton, Nigel Hutton, Andrew Imrie, David Marriott, Tom Mitchell, Luke Nikolovski, Trent Scott, Justin Street, Paul Towner. Scorer: Ross Towner.
<b>2003-04</b>	David Khan (C), Tim Bant, Chris Fitzgerald, Malcolm Francke, Andrew Greig, Chris Hutton, Nigel Hutton, Andrew Imrie, Daryl Keast, Scott Martin, Grant Mitchell, Cameron Proudlove, Justin Street, Scott Wood.
<b>2005-06</b>	Gavin Brown (C), Richard Anderson, Joe Dawes, Jacob Hughes, Chris Hutton, Michael Jeh, Shane Kabel, David Khan, Adam Lockhart-Krause, Cameron Proudlove, Ross Shaw.
<b>2007-08</b>	Gavin Brown (C), Richard Anderson, Jacques Badenhorst, Michael Christensen, Stephen Grummitt, Chris Hutton, Michael Jeh, Mark Jones, Darryl Keast, Grant Mitchell, Brent Morgan, Brendan Prossliner, Elliot Ryan, Sean Weeraratna.

### **FOURTH GRADE PREMIERSHIPS**

<b>1934-35</b>	FA (Frederick) Short (C), T Adams, WR (Walter) Barry, JL (Jack) Bretherton, EW (Eric) Baxter, D Foster, GA (George) Gooma, MH (Harry) Mossop, RA (Roy) Potter, CC (Clarrie) Robinson, B (Bruce) Thomas, A (Alan) Weller.
<b>1978-79</b>	Ivan Board (C), George Blazak, Merv Brauer, Adrian Coolwell, Roland Cowles, Peter Fryer, Peter Halpin, Ken Hegerty, Steve Janes, Clinton Kempnich, Peter Massie, M Robb, Dal Skirving, Daryl Toye, Mark Warmington, Ron Wright.
<b>1982-83</b>	Daryl Toye (C, No. 1 team), Gavin Brown, Rob Crawford, Darryl Cross, Bob Greenaway, Peter Halpin, Randy Kay, Andrew Knox, Paul Lewis, Steve Machin, Kel Rogers, Dal Skirving, Tony Simcox, Jon Stoddart, Ashley Tacey, Grant Tanner.
<b>1990-91</b>	Clinton Kempnich (C), Paul Amos, Gill Chapman, Les Dawes, Tony Dudgeon, Lindsay Hutley, Steve Lawler, Mark Mills, Col Murphy, Ross Perrett, Peter Sherman, Jon Stoddart, Shane Toon, Ken Williams.
<b>1991-92</b>	Clinton Kempnich (C), Lee Carseldine, Gill Chapman, Roland Cowles, Les Dawes, Matthew Hill, Lindsay Hutley, Paul Lewis, Gary Martin, Ross Perrett, Rohan Rainbow, Adrian Raven, Jon Stoddart, Shane Toon.
<b>1998-99</b>	Jon Stoddart (C, No. 1 team), Geoff Acton (V/C), Rob Boiston, Phil Crouch, Sean Hunter, Theon Kimball, Matthew Law, Grant Mitchell, Aaron Moore, Luke Nikolovski, Martin Silec, Shane Toon, Jason Watts, Craig Weatherley. Scorer: Noel Bolton.
<b>2000-01</b>	Jon Stoddart (C, No. 1 team), Geoff Acton (V/C), Rob Boiston, Brent Crooks, Phil Crouch, Bruce Dewar, Doug Fitzgerald, Sean Hunter, Jay Jeha, Matthew Law, Bernie Sheehan, Matthew Tucker, Craig Weatherley. Scorer: Noel Bolton.
<b>2001-02</b>	Clinton Kempnich (C, No. 1 team), Stewart Barlow, Niven Bawden, Brendon Boyd, Michael Dudgeon (V/C), Doug Fitzgerald, Matthew Francis, Michael Johnson, Nathan Lloyd, David Marriott, Scott Martin, Clint Matthews, Dean Reeves, Trent Scott, Michael Shinnick, Alex Short.
<b>2003-04</b>	Clinton Kempnich (C, No. 1 team), Corey Baker, Brendon Boyd, Michael Dudgeon (V/C), Malcolm Francke, Luke Holmes, Jacob Hughes, Troy Green, Daryl Keast, Clint Matthews, Luke Nikolovski, Dean Reeves, Michael Shinnick, Scott Wood.
<b>2004-05</b>	Michael Dudgeon (C, No. 1 team), Brendon Boyd, Malcolm Francke, Justin Garrett, Stephen Grummitt, Bennett Hodges, Clinton Kempnich, Rod Lennon, Brett Neill, Luke Nikolovski, Dean Reeves, Michael Shinnick.
<b>2005-06</b>	Matthew Tucker (C, No. 1 team), Nick Condon, Mitchell Elmes, Brendan Foote, Adam Gray, Jay Jeha, Tony Johnson, Theon Kimball, Peter King, Matthew Law, Charlie Moncada, Justin Street.
<b>2006-07</b>	Michael Dudgeon (C, No.2 team), Martin Blackman, Brendon Boyd, Daniel Burgess, Jason Burke, Bob Donker, Justin Garrett, Mark Jones, Clinton Kempnich, Nathan Millard, Dean Reeves, Phil Saxby, Michael Shinnick.
<b>2014-15</b>	Mark Jones (C), Corey Baker, Laurie Bristow, Bob Donker, Nicholas Ephraims, Trent Jones, Alex Lynch, Brock McLachlan, Nick Ryall, Alex Thompson, Lachlan Tindall, Matthew Walter.
<b>2015-16</b>	Bob Donker (C), Martin Blackman, Sam Cousar, Nicholas Ephraims, William Kruip, Trent Jones, Lachlan McRae, Liam Petersen, Nick Ryall, Matthew Shallcross, Alex Thompson, Xavier Thornton, Lachlan Tindall, Michael Toolis.
<b>2017-18</b>	Bob Donker (C), Reece Andrews, Kaidyn Brown, Harry Collier, Patrick Cotter, Keaghan Cronin, Rory Johnston, Daniel Larke, Kuyen Lewis, Nick McGill, Timothy O'Rourke, Mitchell Pickford, Xavier Thornton, Mitchell Van Homrigh, Harry Wilmington.

### **FOURTH GRADE ONE DAY LIMITED OVERS CHAMPIONSHIPS**

<b>2019-20</b>	Bob Donker (C), Jed Brisbane, Kaidyn Brown, Tobyn Burvill, Tom Collier, Patrick Cummins, Josh Durkin, Cameron Farrell, Matthew Kennedy, Daniel Larke, Cooper Mackie, Lachlan McCrae, Josh O'Neill, Tom Pappalardo, Lewis Robinson, Nick Ryall, Brodie Saw, Mitch Stubbings, James Wallington, Hugh Weibgen, Hayden Whyte, Harry Wilmington.
----------------	---

### **FIFTH GRADE PREMIERSHIPS**

<b>1979-80</b>	5 <sup>th</sup> (2) Team: Geoff Fitzpatrick (C), Chris Battersby, Doug Campbell, Dave Carter, Roland Cowles, Ross Eagles, Mark Irwin, Richard Johnston, Peter Langley, George Leigh, Steve Machin, Tony Murrinan, Kel Rogers, Tony Simcox, Mark Stegman, Kevin Tuite.
<b>1988-89</b>	Kevin Tuite (C), Dan Bolton, Bruce Carroll, Wayne Hamburger, Andrew Hamilton, Terry Hicks, Tony Hughes, Andrew James, Randy Kay, Peter Kent, Robert Mills, Jason Shears, Shane Toon, Rod Venn, Paul Whybird.
<b>1990-91</b>	Kel Rogers (C), Bruce Carroll, Rob Crawford, Wayne Hamburger, Brett Irwin, Mark Irwin, Andrew James, Peter Kent, Col Murphy, Andrew Puller, Peter Sherman, Adrian Raven, Shane Toon.
<b>1991-92</b>	Mark Irwin (C), Scott Adlington, Bruce Carroll, Martin Chulov, Rob Crawford, Wayne Hamburger, Brett Irwin, Peter Kent, Paul Owen, Rohan Rainbow, Adrian Raven, Russell Reinikka, Kel Rogers, Shane Toon, Lindsay Trigar, Jason Voll, Ken Williams.
<b>1993-94</b>	Brett Irwin (C), Brendon Boyd, Bruce Carroll, Adrian Coolwell, Michael Dudgeon, Brook Fairbairn, Damian Hickey, Gary Martin, John McBrien, Tony Micallef, Aaron Raadschelders, Steven Rankine, Michael Shinnick, Jason Voll.
<b>1995-96</b>	Damian Hickey (C), Phil Crouch, Les Dawes, Bruce Dewar, Michael Francis, Sean Hunter, Brett Irwin, Tony Micallef, Peter Nicholson, Joe Petrie, Steven Rankine, Michael Richardson, Kel Rogers, Murray Smith, Shane Toon, Jason Voll.
<b>2003-04</b>	Matthew McFadden (C), Leigh Birrell, Jason Burke, Brad Griggs, Leigh Hillier, Paul Kennedy, Michael Macionis, Derek Meggitt, Nathan Millard, Brett Price, Jared Robinson, Shane Toon, Jason Voll.
<b>2009-10</b>	James O'Connor (C), Martin Blackman, Michael Blinkhoff, Sam Byrne, Tom Cramb, Patrick Hanrahan, Steve Hayes, Grant Jennings, Shane Kelly, Matthew McFadden, Tim O'Rourke, Cameron Skinner, Alex Thompson.
<b>2014-15</b>	Jim Whyte (C), Harrison Beath, Jake Coolwell, Sam Cousar, Emmanuel Etheridge, Jacob Horswill, William Kruip, Kuyen Lewis, Matthew McFadden, Craig Pereira, Ashwin Raj, Chris Robinson, Kasper Rubin, Cameron Skinner, Danny Tarabay, Oliver West, Donal Whyte.
<b>2016-17</b>	Cameron Skinner (C), Brodie Saw, Daniel Larke, Nathan Francis, Ajay Samvedi, Daniel Cook, Patrick Cotter, Kaidyn Brown, Harry Collier, Harry Wilmington, James Wallington, Fergus Rees, William Garske, Hayden Whyte, Adam Ball, James Whyte.
<b>2017-18</b>	Cameron Skinner (C), Lachlan Adams, Martin Blackman, Daniel Cook, Stephen Gill, Anthony Horgan, Matthew Kennedy, Kuyen Lewis, Christian Murphy, Tom Pappalardo, Fergus Rees, Brodie Saw, Christopher Sharpe, James Wallington, Harry Wilmington.



## FIFTH GRADE ONE DAY LIMITED OVERS CHAMPIONSHIPS

<b>2020-21</b>	Anthony Horgan (C), Connor Bauman, Nicholas Bradford, Harry Carroll, Patrick Cummins, Jared D'Roza, Matthew Gant, Josh Gittins, Patrick Horgan, , Angus Tolhurst, Janu Varatharajan, Cameron Willis, Marcus Zipf.
----------------	---

## SIXTH GRADE PREMIERSHIPS

<b>1992-93</b>	Mark Irwin (C), Brendan Boyd, Bruce Carroll, Michael Holmberg, Steve Janes, Clinton Kempnich, Peter Kent, Tony Micallef, Greg Minns, Matthew Ogilvie, Paul Owen, Adrian Raven, Jason Voll.
<b>2012-13</b>	6 <sup>th</sup> (1) Team: John Thompson (C), Brendan Badenhorst, Michael Blinkhoff, Sam Byrne, Mitchell Elmes, Matthew Friend, Lachlan Mitchell, Haydon Thompson, James Tippelt, Ian Vallely, Sam Wildermuth, Brett Wilson.
<b>2013-14</b>	6 <sup>th</sup> (1) Team: Clinton Kempnich (C), Adam Ball, Jackson Beath, Martin Blackman, Laurie Bristow, Sam Cousar, Jai Lembryk, Matthew McFadden, Don Mander, Jake Menot, Blyton Pendergast, Michael Shinnick, Lachlan Tindall, Brett Wilson.
<b>2014-15</b>	6 <sup>th</sup> (2) Team: Jon Malone (C), James Alexander, Jarvis Black, Jadyne Bowe, Gavin Brown, Kaidyn Brown, Ryan Brown, Patrick Chorley, Jake Coolwell, Mitchell Farley, Lachlan Kirk, David Mackie, James O'Connor, Chris Robinson, BP Shannon, Matthew Taylor, Harry Wilmington, Brett Wilson.
<b>2015-16</b>	6 <sup>th</sup> (2) Team: Jon Malone (C), Adam Ball, Jadyne Bowe, Gavin Brown, Kaidyn Brown, Ryan Brown, Ben Fitzgerald, Lachlan Kirk, Samuel Kirk, Matt McFadden, Blake Micallef, James O'Connor, Tom Pappalardo, Chris Robinson, Ben Shannon, Matthew Taylor, Simon Tolhurst, Callum Zipf.
<b>2017-18</b>	6 <sup>th</sup> (1) Team: Clinton Kempnich (C), Brendan Badenhorst, Martin Blackman, Harrison Beath, Rory Campbell, James Durkin, James Hicks, Sam Hicks, Matthew Kennedy, Matthew McFadden, Conor Rees, Stuart Rees, Michael Shinnick, Stuart Wilkinson.
<b>2018-19</b>	6 <sup>th</sup> (1) Team: Clinton Kempnich (C), Brendan Badenhorst, Kyle Coleman, Thomas Conway, Matthew Friend, James Durkin, James Hicks, Sam Hicks, Hugh Leeson-Smith, Matthew McFadden, Thomas Magee, Conor Rees, Fergus Rees, Hugo Rees, Michael Shinnick, Palam Singh, Stuart Wilkinson.

## SUB DISTRICTS / WAREHOUSE GRADES PREMIERSHIPS

<b>1997-98</b>	<b>C1 Sub Districts Grade:</b> Mark Irwin (C), Kevin Tuite (V/C), Graeme Currie, Shayne French, Wayne Hamburger, Matt Hobson, Peter Kent, Peter Lynch, Ken McKay, Ewan Macpherson, Mark Ryan, Paul Stout, Tony Moore (Scorer).
<b>2001-02</b>	<b>B2 Sub Districts Grade:</b> Mark Irwin (C), Graeme Currie, Bruce Dewar, Steve Farley, Wayne Hamburger, Mark Harvey, Bob Jones, Peter Kent, Peter Lynch, Ken McKay, Dale Moorhouse, Murray Smith, Kevin Tuite.
<b>2003-04</b>	<b>B1 Sub Districts Grade:</b> Mark Irwin (C), Rob Bailey, Graeme Currie, Bruce Dewar, Steve Farley, Wayne Hamburger, Mike Holmberg, Peter Kent, Peter Lynch, Dave Mackie, Ken McKay, Dale Moorhouse, Kevin Tuite.
<b>2012-13</b>	<b>C1 Sub Districts Grade:</b> David Phillips (C), Craig Baldwin, Harrison Beath, Jadyne Bowe, James Boyd, Scott Faraway, Tom Gibson, Mark Horswill, Ross Maslin, Jon Malone, Aaron Randall, Peter Randall, Chris Sheehan, Peter Sherman.
<b>2012-13</b>	<b>C3 Sub Districts Grade:</b> Mark Irwin (C), Jamie Alexander, Les Dawes, Bruce Dewar, James Hine, Ross Irwin, Bob Jones, Peter Lynch, Dave Mackie, Jack O'Brien, Kevin Tuite, Kyle Tuite, Harry Watson.
<b>2013-14</b>	<b>C3 Sub Districts Grade:</b> Mark Irwin (C), Jamie Alexander, Craig Baldwin, James Hine, Anthony Horgan, Stephen Hurn, Ross Irwin, Peter Lynch, David Mackie, Zeke Pendergast, Kyle Tuite.
<b>2016-17</b>	<b>B3 Sub Districts Grade:</b> Mark Irwin (C), Greg Carlson, David Mackie, Anthony Horgan, Kyle Tuite, Leslie Dawes, Patrick Horgan, Peter Lynch, Zeke Pendergast, Andrew Lanning, Thomas Copley, Leigh Warner, James Alexander.
<b>2017-18</b>	<b>C1 Sub Districts Grade:</b> Greg Carlson (C), Thomas Andersen, Rob Bailey, LA Bembrick, Manav Chhabra, Bruce Crawford, James Durkin, Joshua Gittins, Callum Hayes, Thomas Jolly, Finlay King, Ethan Lehmann, Parth Mehta, Allan Meincke, Krishna Nair, Sean Scott-Burrows, Peter Sherman, Jack Warren

## UNDER 18 GRADE PREMIERSHIPS

<b>1955-56</b>	Nev Barber (C), Don Barber, T. Dawson, Ron Dempster, Roy Hemsley, Peter Kerr, Dennis Loel, Geoff Mackenzie, Greg Petrie, Jim Punchard, B Thompson, Brian Warlow.
<b>1973-74</b>	Noel Bolton (C), Paul Bolton, Peter Chatman, Robert Forster, Jamie Herbert, David Hislop, Steve McEwan, Ross Perrett, Graham Power, Greg Power, Graham Taggart, Mike Weir, Greg Ball (12 <sup>th</sup> man). Coach: Noel Bolton.
<b>1981-82</b>	Steve Barnard & Alan Hooper (shared Captaincy), David Cottee, Craig Engstrom, Steve Forsyth, Jim Flynn, Mike Holmberg, Brett Irwin, Wayne Iszlaub, Michael Johnson, Cameron Leggat, Paul Lewis, Jim Moore, Mark Moschella, Jon Stoddart. Coach: Col Leggat.
<b>1991-92</b>	Dylan Dearing, Kane Kersnovske & Dean Reeves (shared Captaincy), Lee Carseldine, Nathan Davidson, Michael Dudgeon, Scott Edge, Brett Lewis, Wayne McDougall, Peter Nicholson, Scott Read, Matthew Robertson, Danny Russell. Coach: David Walker.
<b>1999-00</b>	Brent Crooks (C), Corey Baker, Nathan Burrige, Dean Butt, Chris Fitzgerald, Skie Hanifan, Kiel Harvey, David Hooper, Andrew Imrie, Michael Kling, Michael Macionis, Andrew Marriott, Adin Townsley. Coach: David Walker.

### UNDER 19 GRADE CHAMPIONSHIPS

<b>1971-72</b>	Keith Bedford, Lindsay Bell, John Bourke, Greg Cooper, John Gamble, Peter Halpin, Gary Kruger, R. Mackie, Phil McMurdo, John Meldrum, John Petrie, Russell Squires, Bob Toovey.
<b>1981-82</b>	Bruce Clarke (C), Steve Barnard, Errol Harris, Mike Holmberg, Alan Hooper, Andrew Kerr, Peter McPhee, Scott Meredith, Jim Moore, Steve Perkins, Jon Stoddart, Richard Williamson.
<b>1985-86</b>	Geoff Foley (C), Paul Carew, Martin Denholm, Paul Graham, Rick Heilbronn, David Khan, Stuart Law, Martin Leggat, Nick Pearce, Gavin Robins, John Waldron, David Walker, Ian Williamson.
<b>1988-89</b>	Gavin Robins (C), Geoff Acton, Richard Anderson, Paul Davis, Simon Dent, Brent Durham, Nathan Eiby, Scott Hancock, Matthew Hayden, R. McClellan, Mark Norris, Chris Readdy.
<b>1991-92</b>	Dean Rauchle (C), Paul Amos, Lee Carseldine, Damien Cuddihy, Tony Dudgeon, Michael Dudgeon, Scott Edge, Kane Kersnovske, Brett Lewis, Wayne McDougall, Peter Nicholson, Dean Reeves, Brendan Shinnick, Ken Williams.

### LEGENDS T20 CHAMPIONSHIPS

<b>2012-13</b>	Gavin Brown (C), Murray Bragg, Tony Brown, Adrian Coolwell, David Cottee, Owen Gilchrist, Chris Lanagan, Grant Mitchell, Mark Norris, Heath Pedrola, Darin Turner. Scorer: Pat Culpan
<b>2014-15</b>	Owen Gilchrist (C), Richard Anderson, Gavin Brown, Tony Brown, David Cottee, Tony Dudgeon, Chris Lanagan, Jason Maddox, Grant Mitchell, Mark Norris, Darin Turner. Scorer: Alison Brown
<b>2017-18</b>	Chris Lanagan (c), Gavin Brown, Owen Gilchrist, Matt Du Payne, Richard Anderson, David Cottee, Grant Mitchell, Tony Brown, Darin Turner, Brett Neill, Jeff Mays, Stuart Law, Paul Whybird Scorer: Pat Culpan
<b>2018-19</b>	Chris Lanagan (c), Gavin Brown, Owen Gilchrist, Matt Du Payne, Richard Anderson, David Cottee, Grant Mitchell, Tony Brown, Darin Turner, Tony Dudgeon, Trent Scott. Scorer: Pat Culpan

### OPEN AGE GRADE – ZONE WINNER

<b>1997-98</b>	Michael Jeh (C) (5), Richard Anderson (2), Tony Brown (6), Bruce Dewar (2), Tony Dudgeon (4), John Dieckman (3), Andrew Forbes (2), Steven Fryer (2), David Khan (2), Matthew Law (6), Trent Scott (6), Ross Shaw (2), Tim Stokes (2), Andrew Watson (5), Craig Weatherley (2).
----------------	---

Note – This competition was run in 1997/98 only, as a replacement of the Under 19 competition with its goal to provide one day cricket for lower Grade players. Valley won 4 of the 6 matches played. The players listed above participated in 2 or more matches.

### UNDER 16/17 LORD’S TAVERNERS GRADE – NORTH ZONE WINNER

<b>1995-96</b>	Matthew Smith (C), Andrew Barlow, Daniel Beer, Matthew Law, Anthony Mathison, Joel Popplewell, Cameron Proudlove, Martin Raadschelders, Jared Robinson, Martin Silec, Michael Vincenzi, Drew Viney. Coach: Roger Fryer.
<b>2000-01</b>	Robert Mackay (C), Mitchell Barnaba, Sam Cooper, Adam Dimarco, Chris Fitzgerald, Brendan Garlick, Andrew Greig, Jacob Hughes, Sean Purvis, Chris Raimondi, Michael Robinson, Ashley Street, Scott Wood, Lachlan Zangari. Coach: David Walker, Assistant Coaches: Ian Reeves & Peter Drinnen.

### “SCHOOLBOY GRADE”

<b>1958-59</b>	Ron Barber, R Brown, Ronald Clark, Ian Dempster, Alan Green, C Green, Robert Green, Kerry Marr, Peter Morish, K Oliver, Ken Schmidt, G Ure, R Ure.
<b>1961-62</b>	Greg Graham (C), Neil Campbell, W Dickenson, Lloyd Graham, Alan Green, Bill Markwell, Jeff Oliphant, Don Peele, G Slater, Ross Straughan, J Whitlock.

### WOMEN’S FIRST GRADE PREMIERSHIPS

<b>1994-95</b>	Vanessa Pickering (C), Sharyn Bow, Maryanne Brandon, Rae Dower, Liz Hutchinson, Ralee Inglis, Renee Lee, Louise O’Moore, Kellie Rich, Linda Scott, Karen Shaw, Sue Woolway.
<b>1995-96</b>	Vanessa Pickering (C), Sharyn Bow, Maryanne Brandon, Monica Brogan, Rae Dower, Renee House, Janine McPhee, Louise O’Moore, Kellie Rich, Linda Scott, Karen Shaw, Lisa Weller, Sue Woolway.
<b>1996-97</b>	Vanessa Pickering (C), Maryanne Brandon, Suzanne Cramp, Rae Dower, Kim Fazackerley, Glenda Hall, Kellie Rich, Linda Scott, Lisa Weller, Sue Woolway.

### WOMEN’S SECOND GRADE PREMIERSHIPS

<b>1983-84</b>	Nicole Irwin (C), Trudy Campbell, Jane Ellis, Beryl Fisher, Susan Hislop, Dianne Huckstadt, Jodie Irwin, Bernadine Melbourne, Gerardine Moloney, Julie O’Brien, Jenny Perrett, Janet Pickstone, Fran Tiel.
<b>1985-86</b>	Diane Huckstadt (C), Mary Ann Connell, Beryl Fisher, Karen Griffin, Vicki Josephs, Trish Kavanagh, Sharon Mills, Julie O’Brien, Maree Stephenson, Fran Tiel, Angie Van Eyk.

## TOP 20 ALL TIME RUN SCORERS

	Player	Matches	Innings	Not Outs	100s	Best Score	Runs	Average
1	GC Brown	413	485	26	20	164	13827	30.12
2	WG Chapman	390	450	66	10	207*	10301	26.83
3	RP Easton	373	458	47	4	195	10147	24.69
4	JT Harten	280	366	45	15	204*	9221	28.73
5	LA Dawes	319	372	49	9	146*	9140	28.30
6	ML Dudgeon	284	347	23	3	168	8537	26.35
7	DM Khan	324	341	39	7	142	7842	25.97
8	AB Henschell	213	225	40	11	218	7759	41.94
9	AK Dudgeon	239	281	28	13	196	7611	30.08
10	BJ Irwin	234	300	15	8	178	7200	25.26
11	ML Shinnick	324	336	37	4	137	6942	23.22
12	LA Carseldine	172	189	28	17	162*	6814	42.32
13	MB Irwin	510	498	92	3	127	6685	16.47
14	AJ Brown	244	288	22	4	132	6683	25.12
15	TG Irvine	175	206	28	12	210	6564	36.88
16	JM Stoddart	263	319	40	2	127	6519	23.37
17	LPD O'Connor	71	167	27	16	189	6073	43.38
18	WR Hamburger	205	239	43	7	151	5986	30.54
19	RD Haupt	232	322	40	3	151	5851	20.75
20	AA Coolwell	219	260	24	3	111*	5780	24.49

## TOP 20 ALL TIME WICKET TAKERS

	Player	Matches	Overs	Mdns.	Runs	Wkts.	Average
1	CF Kempnich	445	5236.5	1483	12835	891	14.41
2	MB Irwin	510	4037	1004	10866	649	16.74
3	RG Perrett	283	4415	1149	11835	635	18.64
4	RAJ Anderson	250	4300.2	1156	11585	569	20.36
5	FM Francke	214	3765	766	11139	558	19.96
6	MPW Jeh	296	4495.1	1276	11600	524	22.14
7	ST Janes	177	3083	797	8482	514	16.50
8	DJ Mackie	165	2162.1	530	5517	508	10.86
9	GK Moore	247	3824	808	11548	506	22.82
10	WE Nolan	250	2332	289	8740	505	17.31
11	FA Vidler	225	2273	326	8177	486	16.83
12	JW McLaren	118	1009	157	4274	483	8.85
13	CR Leggat	259	2691	445	9470	479	19.77
14	DW Langdon	165	2032	348	7033	450	15.63
15	J Voll	264	2399.4	565	6612	449	14.73
16	DK Hickey	214	2801	932	6340	444	14.28
17	LS Jones	197	1518	133	5941	418	14.21
18	SW Ayres	102	280	17	5304	404	13.13
19	KR Rogers	254	2512	521	7310	402	18.18
20	DR Turner	157	2698.1	668	8058	388	20.77

## TOP 20 ALL TIME CATCHES

	Name	Matches	Catches
1	WG Chapman	390	346
2	ML Shinnick	324	317
3	BM Shinnick	150	257
4	RA Cowles	219	246
5	GC Brown	413	238
6	TR Mitchell	149	229
7	ML Dudgeon	284	206
8	MB Irwin	510	201
9	MT Jones	168	197
10	KR Rogers	254	195
11	AA Lockhart-Krause	194	191
12	DM Khan	324	184
13	LA Dawes	319	182
14	PN Crouch	111	178
15	KG Tuite	329	177
16	CF Kempnich	445	173
17	WR Hamburger	205	170
18	IC Valley	125	166
19	GJ Madders	118	165
	BC Marrinan	181	165

## TOP 20 ALL TIME STUMPINGS

	Player	Matches	Stumpings
1	ML Shinnick	324	60
2	LPD O'Connor	71	55
3	RA Cowles	219	50
4	RF Whiting	115	44
5	GJ Madders	118	43
6	TR Mitchell	149	41
7	RC Dempster	74	38
8	PD Kent	176	36
9	MT Jones	168	33
10	WG Chapman	390	30
11	AN Bolton	50	29
12	PC Owen	58	28
13	IHW Schwenke	0	27
	W Duncan	1	27
15	K Marr	14	26
	G Graham	68	26
17	DR Waddell	125	24
	J Snape	70	24
19	PW Nilon	24	23
20	IC Valley	125	22
	RP Kay	128	22

## TOP 20 ALL TIME CENTURIES

	Player	Matches	100s
1	GC Brown	413	20
2	LA Carseldine	172	17
3	LPD O'Connor	71	16
4	JT Harten	280	15
5	ML Hayden	89	14
	RM Levy	49	14
7	AK Dudgeon	239	13
8	TG Irvine	175	12
9	AB Henschell	213	11
	NJ Kruger	131	11
	LD Pfeffer	106	11
12	AJ Gode	168	10
	WG Chapman	390	10
14	KC Wessels	32	9
	KE Dudgeon	146	9
	LA Dawes	319	9
17	CM Ephraims	101	8
	BJ Irwin	234	8
	GD Jennings	106	8
	JB Neill	95	8

## TOP 20 ALL TIME MATCHES

	Player	Matches
1	MB Irwin	510
2	CF Kempnich	445
3	GC Brown	413
4	WG Chapman	390
5	RP Easton	373
6	KG Tuite	329
7	DM Khan	324
	ML Shinnick	324
9	LA Dawes	319
10	MPW Jeh	296
11	ML Dudgeon	284
12	RG Perrett	283
13	JT Harten	280
14	KIR McKay	274
15	C Hoy	267
16	J Voll	264
17	JM Stoddart	263
18	PF Lynch	262
19	CR Leggat	259
20	MG McFadden	257

## MOST MATCHES IN EACH GRADE

Grade	Player	Matches
First Grade	JT (Jim) Harten	234
First Grade One Day	LA (Lee) Carseldine	73
First Grade T20	AJ (Andrew) Gode	65
Second Grade	RAJ (Richard) Anderson	142
Second Grade One Day	J (Jacques) Badenhorst	29
Second Grade T20	SS (Shane) Kabel	31
Third Grade	DM (David) Khan	175
Fourth Grade	JM (Jon) Stoddart	151
Fifth Grade	MG (Matt) McFadden	120
Sixth Grade	CF (Clinton) Kempnich	208
Sub Districts/Warehouse	KIR (Ken) McKay	273
Legends T20	OS (Owen) Glchrist	39
	CJ Chris Lanagan	39
Over 40 Grade	JM (Jon) Stoddart	72
Under 19 Grade	JE (John) Bourke	26
Under 18 Grade	DE (Don) Barber	43
Under 16/17 Grade	HD (Hugh) Weibgen	27
"Schoolboy" Grade	GR (Gary) Kruger	30
Women's First Grade	MM (Maryanne) Brandon	93
Women's Second Grade	CN (Christie) Lewis	69

## ALL TIME RECORDS

### FIRST GRADE BATTING - 1000 RUNS

	Player	Matches	Innings	Not Outs	100s	Best Score	Runs	Average	Cap No.
1	AB Henschell	213	225	40	11	218	7759	41.94	538
2	JT Harten	234	308	34	11	140	7452	27.20	311
3	LPD O'Connor	71	167	27	16	189	6073	43.38	156
4	GT Gray	171	212	29	6	128	5591	30.55	456
5	LA Carseldine	130	145	23	16	162*	5405	44.30	620
6	KE Dudgeon	146	177	30	9	128*	4933	33.56	483
7	AJ Gode	140	160	15	10	153	4705	32.45	667
8	RM Levy	49	117	11	14	243	4580	43.21	226
9	RP Easton	194	242	31	0	94	4568	21.65	391
10	AB Mossop	8	184	18	7	153	4391	26.45	230
11	RD Haupt	167	222	28	1	135	3963	20.43	299
12	LD Pfeffer	103	121	7	10	158	3960	34.74	680
13	NJ Kruger	86	103	8	9	206	3840	40.42	636
14	TG Irvine	114	136	18	3	170*	3686	31.24	629
15	ML Hayden	71	79	11	11	187	3685	54.19	591
16	KLM Mossop	72	213	37	1	113*	3601	20.46	208
17	CM Ephraims	96	110	8	6	145	3561	34.91	573
18	GM Egan	103	131	20	4	161*	3395	30.59	431
19	HT Pedrola	107	129	10	2	138	3040	25.55	614
20	BM Shinnick	105	122	10	5	202	2828	25.25	616
21	NJ King	95	114	10	1	105	2783	26.76	436
22	JM Walker	74	88	14	6	177	2745	37.09	569
23	JW McLaren	118	155	16	1	109*	2691	19.36	76
24	CF Morgan	74	104	7	3	258*	2674	27.57	9
25	WA Blackstock	97	137	13	1	101*	2568	20.71	3
26	PW Muspratt	113	125	18	1	113	2554	23.87	466
27	ML Robins	62	86	5	1	127*	2469	30.48	405
28	DF Simpson	117	143	18	0	98	2454	19.63	314
29	GI Foley	76	89	9	5	146	2422	30.28	566
30	SW Ayres	102	121	6	0	81	2421	21.05	133
31	R Macdonald	46	57	18	6	200	2323	59.56	8
32	CBP McFarlane	4	112	22	0	98*	2302	25.58	180
33	SJ Fennelly	51	67	4	5	163	2157	34.24	115
34	SG Law	58	60	10	5	234*	2136	42.72	567
35	JH Beath	78	81	3	2	112	2123	27.22	695
36	GJ Madders	117	115	18	0	94	2114	21.79	503
37	KC Wessels	32	31	7	9	192*	2100	87.50	545
38	AN Brown	54	58	3	4	169	2019	36.71	533
39	AA Lockhart-Krause	95	104	16	0	93	1950	22.16	668
40	DW Cottee	83	91	21	2	134*	1890	27.00	558
41	TM Khan	105	99	28	1	110*	1810	25.49	506
42	WB Bruce	68	104	8	2	104	1803	18.78	74
43	JD Wildermuth	67	66	7	2	153*	1788	30.31	690
44	MC Bragg	67	79	11	1	100	1707	25.10	655
45	HJ Haskings	15	97	9	3	120*	1695	19.26	291
46	AA Atkins	51	68	4	2	144	1640	25.63	55
47	BN Quinn	67	72	6	3	121	1581	23.95	539
48	BRD O'Connor	0	112	10	1	105	1565	15.34	231
49	RW Eve	61	94	3	1	111	1557	17.11	67
50	HL Fossey	0	96	21	1	107	1526	20.35	258
51	KG Kersnovske	87	100	23	0	74*	1513	19.65	613
52	PW Anderson	47	49	5	1	112	1473	33.48	559
53	JF Welsh	63	71	6	1	101	1469	22.60	532
54	AK Dudgeon	66	73	7	0	86	1414	21.42	623
55	JM Dascombe	72	73	18	3	127	1373	24.96	702
56	AR Border	31	26	3	3	150	1351	58.74	544
57	JG Collings	84	95	15	0	89	1300	16.25	415
58	ON Lynch	47	48	6	1	100*	1283	30.55	716
59	FM Francke	150	120	28	0	66*	1255	13.64	485
60	BL Webb	0	32	9	2	150*	1251	54.39	274
61	BR Jennings	72	83	12	0	72	1248	17.58	484
62	BD Evans	47	55	6	1	125*	1231	25.12	650
63	A Hurwood	58	94	17	1	109	1230	15.97	176
64	DR Turner	137	120	24	0	56*	1228	12.79	612
65	CW Vizer	57	75	5	0	59	1213	17.33	402
66	SS Kabel	62	65	11	0	86	1176	21.78	678
67	NJ Wyeth	8	84	17	1	62*	1174	17.52	261

## FIRST GRADE BATTING - 1000 RUNS (continued)

	Player	Matches	Innings	Not Outs	100s	Best Score	Runs	Average	Cap No.
68	CS Lane	85	91	17	0	60	1142	15.43	584
	AJ Brown	50	60	6	1	119	1142	21.15	465
70	RF Whiting	62	64	10	0	93	1141	21.13	367
71	GK Moore	158	123	53	0	78	1132	16.17	505
72	JT Spargo	42	51	7	3	108*	1099	24.98	687
73	WF Kenny	66	78	12	1	83	1052	15.94	6
74	DW Reeves	47	51	6	1	105*	1032	22.93	607
75	AN Bolton	50	66	1	0	74	1015	15.62	136
76	W Exton	65	108	8	0	77	1005	10.05	68
77	GJ Power	54	61	4	1	127*	1002	17.58	517

## FIRST GRADE BOWLING - 100 WICKETS

	Player	Matches	Overs	Maidens	Runs	Wickets	Average	Cap No.
1	JW McLaren	118	949	157	4098	469	8.74	76
2	SW Ayres	102	280	17	5304	404	13.13	133
3	FM Francke	150	2471	441	7910	388	20.39	485
4	AB Henschell	213	3348	898	9479	357	26.55	538
5	DR Turner	137	2488.1	628	7285	355	20.52	612
6	A Hurwood	58	1403	195	4625	329	14.06	176
7	CJ Cooke	145	2054	384	6748	328	20.57	495
8	T Byrne	62	852	92	3699	283	13.07	42
9	GK Moore	158	2619	592	7769	276	28.15	505
10	FA Vidler	123	1358	190	5028	273	18.42	386
11	AJ Gode	140	2466.3	653	7144	269	26.56	667
12	JH Dawes	76	1491.3	378	3921	257	15.26	628
13	BRD O'Connor	0	1399	145	4882	250	19.53	231
14	KLM Mossop	72	1349	117	5461	241	22.66	208
15	GD Trivett	107	1284	168	4673	232	20.14	502
16	OA Davenport	64	262	24	2358	189	12.48	105
17	CW Sim	60	504	46	2360	187	12.62	175
18	IJ Hansen	85	1467	350	4535	186	24.38	598
19	MJ Petrie	75	1340.2	352	3466	176	19.69	666
20	PW Muspratt	113	947	147	3373	166	20.32	466
21	GM Egan	103	748	117	2955	160	18.47	431
22	LW Feldman	64	989.1	292	2625	156	16.83	679
23	LPD O'Connor	71	672	80	2583	155	16.66	156
24	NJ Wyeth	8	1026	88	3613	147	24.58	261
25	RD Haupt	167	753	48	3635	146	24.90	299
26	WF Kenny	66	514	19	2869	145	19.79	6
27	JG Collings	84	606	37	3045	141	21.60	415
28	CJ Lanagan	78	1241.1	294	3748	138	27.16	621
29	PT McPhee	51	1112	240	3661	132	27.73	554
	WB Bruce	68	461	26	2093	132	15.86	74
31	DW Cottee	83	1277	346	3633	129	28.16	558
32	DJ Marriott	69	1069.2	277	3410	128	26.64	653
33	NT McMahon	70	727	97	2485	119	20.88	362
	LN Quelch	47	499	51	2337	119	19.64	364
35	KE Dudgeon	146	779	151	2425	118	20.55	483
36	G Cuffe	46	375	36	1457	115	12.67	19
37	JM Dascombe	72	1040.3	217	3694	114	32.40	702
	SD Powell	60	1124.1	274	3455	114	30.31	662
39	JT Harten	234	612	113	2044	112	18.25	311
40	CS Lane	85	655	115	2193	110	19.94	465
41	LA Carseldine	130	934	266	2380	107	22.24	620
42	V Macdonald	51	335	2	1685	106	15.90	25
	FF Manson	56	530	75	1989	106	18.76	406
44	DF Simpson	117	411	10	2606	102	25.55	314
45	PJ Carew	43	919	197	2808	101	27.80	568
46	CR Leggat	63	649	100	2661	100	26.61	435

## FIRST GRADE FIELDING – 50 DISMISSALS

	Player	Matches	Catches	Stumpings	Total
1	BM Shinnick	105	198	13	211
2	GJ Madders	117	165	43	208
3	LPD O'Connor	71	142	55	197
4	LD Pfeffer	103	161	10	171
5	AB Henschell	213	146	0	146
6	MC Bragg	67	113	7	120
7	KE Dudgeon	146	112	0	112
8	JT Harten	234	108	1	109
9	AJ Gode	140	105	0	105
10	WG Chapman	56	90	12	102
11	RF Whiting	62	59	38	97
12	PW Anderson	47	76	6	82
	LA Carseldine	130	82	0	82
	PJ Drinnen	41	70	12	82
15	RP Easton	194	81	0	81
	KLM Mossop	72	81	0	81
17	TG Irvine	114	80	0	80
18	HT Pedrola	107	75	0	75
	DR Waddell	55	60	15	75
20	RD Haupt	167	72	0	72
21	CM Ephraims	96	70	0	70
22	AA Lockhart-Krause	95	67	1	68
	IHW Schwenke	0	41	27	68
24	RM Levy	49	58	5	63
25	GK Moore	158	62	0	62
26	LJ Drennan	30	57	2	59
27	AN Bolton	50	28	29	57
28	SW Ayres	102	55	0	55
	GT Gray	171	55	0	55
	TM Khan	105	55	0	55
31	A Hurwood	58	53	0	53
	NJ King	95	53	0	53
33	KG Kersnovske	87	52	0	52
	JW McLaren	118	52	0	52
	AB Mossop	8	52	0	52
	PJ Nicholson	27	49	3	52
37	PW Muspratt	113	51	0	51

## FIRST GRADE CAPTAINS (Premiership Matches)

Captain	Seasons
JM Blackstock	1897-98
R Macdonald	1898-99 to ?
CF Morgan	1901-02 to 1903-04
AA Atkins	1905-06, 1907-08 (Shared)
WB Bruce	1906-07, 1907-08(Shared)
T Byrne	1909-10
JW McLaren	1912-13 to 1919-20
SW Ayers	1921-22 to 1923-24
LPD O'Connor	1924-25 to 1934-35
KLM Mossop	1935-36 to 1941-42; 1945-46 (Shared 3); 1946-47 to 1948-49; 1949-50 (Shared); 1951-52
VF Thomas	1942-43
R Roberts	1943-44 (Shared)
HJ Haskings	1943-44 (Shared); 1944-45; 1945-46 (Shared)
HL Mossop	1945-46 (Shared)
JT Harten	1949-50 (Shared); 1950-51; 1955-56 (Shared); 1958-59 to 1962-63
RD Haupt	1952-53 to 1954-55
ML Robins	1955-56 (Shared) 1956-57; 1957-58
RP Easton	1963-64 to 1966-67
NJ King	1967-68 to 1969-70
PW Muspratt	1970-71 to 1973-74
KE Dudgeon	1974-75 (Shared); 1975-76 to 1980-81
GD Trivett	1974-75 (Shared)
GJ Madders	1981-82; 1982-83 (Shared 6)
KC Wessels	1982-83 (Shared 7)
WG Chapman	1982-83 (Shared 1)
AR Border	1983-84 (Shared 3)
TM Khan	1983-84 (Shared 9); 1984-85 to 1986-87
AB Henschell	1987-88 (Shared); 1988-89 to 1990-91 1991-92 (Shared 2); 1994-95 to 1995-96
JM Walker	1990-91 (Shared 2)
GI Foley	1991-92
CM Ephraims	1987-88 (Shared); 1992-93 to 1993-94; 1996-97 to 1997-98
SG Law	1994-95 (Shared 3)
LA Carseldine	1996-97 (Shared 1); 1998-99 (Shared 2), 2000-01 to 2001-02
KG Kersnovske	1998-99 (Shared 2); 1999-00
IJ Hansen	1998-99 (Shared 7)
BM Shinnick	2000-01 (Shared 2); 2002-03 (Shared 3)
JH Dawes	2000-01 (Shared 1); 2002-03
GC Brown	2001-02 (Shared 1)
NJ Kruger	2002-03 (Shared 1); 2005-06 (Shared 1); 2006-07 (Shared 1); 2007-08; 2008-09 (Shared)
JB Neill	2003-04
HTPedrola	2004-05 to 2006-07; 2011-12 (Shared 7)
SD Powell	2008-09 (Shared)
MC Bragg	2008-09 (Shared); 2009-10 (Shared)
AJ Gode	2009-10 (Shared); 2012-13 to 2020-21
MJ Petrie	2010-11 (BD Schuhmacher: 2 matches)
JW Rogers	2011-12 (Shared 4)
AA Lockhart-Krause	2014-15 (Shared 3)



## FIRST GRADE ONE DAY GAME RECORDS

### 1000 RUNS

	Player	Matches	Innings	Not Outs	100s	Best Score	Runs	Average
1	LA Carseldine	73	70	7	3	130	2358	37.43
2	ML Hayden	41	41	4	4	167	1899	51.32
3	AJ Gode	50	49	6	4	139*	1690	39.30
4	AB Henschell	58	48	12	3	113*	1524	42.33
5	CM Ephraims	58	54	8	1	128*	1473	32.02
6	HT Pedrola	51	50	4	0	80	1263	27.46
7	TG Irvine	56	53	9	2	114*	1253	28.48
8	LD Pfeffer	32	32	2	4	216	1246	41.53
9	NJ Kruger	39	39	0	0	96	1116	28.62
10	SG Law	37	36	4	0	93*	1108	34.63
11	GC Brown	48	46	1	2	120	1030	22.89

### 40 WICKETS

	Player	Matches	Overs	Maidens	Runs	Wickets	Average
1	DR Turner	61	510	83	1801	100	18.01
2	CJ Lanagan	43	384	62	1343	72	18.65
3	JH Dawes	39	336	68	904	68	13.29
4	AJ Gode	50	377	24	1693	68	24.90
5	MPW Jeh	46	354	50	1253	53	23.64
6	LA Carseldine	73	268.2	31	1022	47	21.74
7	DW Cottee	38	300	38	1118	46	24.30
8	PT McPhee	23	203	11	805	45	17.89
9	JG Dellit	40	244	14	1099	44	24.98
10	MJ Petrie	25	206.4	26	748	43	17.40
	AB Henschell	58	354	54	1287	43	29.93
12	HT Pedrola	51	261.4	22	1048	41	25.56

### 30 DISMISSALS

	Player	Matches	Catches	Stumpings	Total
1	BM Shinnick	57	82	10	92
2	PJ Drinnen	18	33	6	39
	AB Henschell	58	39	0	39
	LD Pfeffer	32	35	4	39
5	LA Carseldine	73	36	0	36
6	CM Ephraims	58	35	0	35

## FIRST GRADE ONE DAY GAME RECORDS (continued)

### CENTURIES

Player	Score	Season	Opposition	Ground
AR Border	107	1983/84	Sandgate - Redcliffe	unknown
	116	1992/93	Redlands	unknown
GC Brown	118	1987/88	Toombul	Peter Easton Oval
	120	1993/94	Northern Suburbs	Peter Easton Oval
LA Carseldine	116	2001/02	Toombul	unknown
	130	2002/03	Beenleigh/Logan	Peter Easton Oval
	111	2003/04	unknown	unknown
LR Dalton	147	2000/01	Beenleigh/Logan	Peter Easton Oval
CM Ephraims	128*	1987/88	unknown	unknown
AJ Gode	101	2012/13	Redlands	Peter Easton Oval
	111	2014/15	Western Suburbs	Graceville #1
	125	2016/17	Sandgate - Redcliffe	Trevor Hohns Oval
	139*	2017/18	Ipswich-Logan	Peter Easton Oval
ML Hayden	113	1989/90	University of Queensland	unknown
	100	1989/90	Unknown	unknown
	137	1996/97	University of Queensland	unknown
	167	2003/04	Toombul	Ken Mackay Oval
AB Henschell	106*	1983/84	Toombul	Peter Easton Oval
	112*	1992/93	unknown	unknown
	113*	1993/94	University of Queensland	unknown
TG Irvine	101*	1997/98	Western Suburbs	unknown
	114*	2001/02	Toombul	unknown
UT Khawaja	162	2017/18	Wynnum/Manly	Peter Easton Oval
	124*	2020/21	Sandgate – Redcliffe	Trevor Hohns Oval
LD Pfeffer	105	2017/18	Gold Coast	Peter Easton Oval
	119*	2019/20	Gold Coast	Peter Easton Oval
	216	2020/21	Wynnum/Manly	Albury Oval
	142	2020/21	Redlands	Peter Easton Oval
B Schuhmacher	111*	2010/11	Redlands	Peter Burge Oval
JT Spargo	110	2010/11	Wynnum/Manly	Peter Easton Oval
JT Spargo	101	2011/12	Beenleigh/Logan	Peter Easton Oval
JM Walker	109	1987/88	University of Queensland	unknown
KC Wessels	137	1983/84	Toombul	Peter Easton Oval
JD Wildermuth	119	2016/17	University of Queensland	WEP Harris Oval

### 5 WICKETS IN AN INNINGS

Player	Figures	Date	Opposition	Ground
MJ Petrie	6-8	7-Jan-12	Sandgate - Redcliffe	Peter Easton Oval
CL Knight	6-31	7-Sep-19	Redlands	Peter Burge Oval
DR Turner	5-9	1-Nov-97	unknown	unknown
DW Cottee	5-14	1-Nov-92	unknown	unknown
IC Thompson	5-17	1-Nov-02	unknown	unknown
CJ Lanagan	5-21	1-Nov-96	Central Queensland	Maryborough
CJ Lanagan	5-28	1-Nov-98	Western Downs	Dalby
DW Cottee	5-32	1-Nov-89	unknown	unknown
AJ Gode	5-35	21-Dec-13	Sunshine Coast	John Blanck Oval
PT McPhee	5-40	1-Nov-87	unknown	unknown
DK Hines	5-47	1-Nov-92	unknown	unknown
MJ Petrie	5-59	7-Oct-12	Redlands	Peter Easton Oval
SD Powell	5-59	26-Oct-08	Sunshine Coast	Brisbane Grammar Grounds

## FIRST GRADE TWENTY 20 GAME RECORDS

### 200 RUNS

	Player	Matches	Innings	Not Outs	100s	Best Score	Runs	Average
1	AJ Gode	65	64	4	3	179	1944	32.40
2	LD Pfeffer	44	44	3	1	105	1199	29.24
3	JH Beath	29	29	3	1	103*	629	24.19
4	JT Spargo	26	25	1	0	66	576	24.00
5	JD Wildermuth	23	22	3	0	85	571	30.05
6	LA Carseldine	18	18	4	0	86	498	35.57
7	AA Lockhart-Krause	43	37	8	0	48*	420	14.48
8	ON Lynch	21	19	7	0	44	296	24.67
9	SS Kabel	25	22	8	0	31	273	19.50
10	JM Dascombe	28	24	5	0	40	269	14.16
11	JS Neill	19	13	3	0	56	228	22.80
12	NG Stevens	14	14	0	0	50	207	14.79

### 15 WICKETS

	Player	Matches	Overs	Maidens	Runs	Wickets	Average
1	AJ Gode	65	216	1	1516	52	29.15
2	JM Dascombe	28	99.4	1	754	35	21.54
3	LW Feldman	29	104.3	1	624	34	18.35
4	MJ Petrie	27	95.4	0	601	26	23.12
5	SD Powell	18	56.1	0	485	20	24.25
	CL Knight	21	64.2	0	554	20	27.70
7	LA Carseldine	18	55	0	370	18	20.56
8	Z Jeh	12	40	0	294	16	18.38
9	GH Dockrell	10	38.5	1	301	15	20.07
	JD Wildermuth	23	63	1	427	15	28.47

### 10 DISMISSALS

	Player	Matches	Catches	Stumpings	Dismissals
1	LD Pfeffer	44	22	6	28
2	AJ Gode	65	23	0	23
3	JH Beath	29	16	0	16
4	LJ Drennan	18	13	3	16
5	AA Lockhart-Krause	43	11	2	13
6	MC Bragg	10	9	2	11
	ON Lynch	21	11	0	11
	DP McLachlan	21	11	0	11
9	SS Kabel	25	10	0	10

## SECOND GRADE TWO DAY BATTING - 1000 RUNS

	Player	Matches	Innings	Not Outs	100s	Best Score	Runs	Average
1	GC Brown	141	180	7	6	145	5090	29.42
2	AK Dudgeon	119	149	14	6	182	3781	28.01
3	AJ Brown	123	149	10	2	132	3600	25.90
4	RP Easton	104	117	11	3	195	3083	29.08
5	AR Forbes	126	142	15	1	118*	2897	22.81
6	BC Marrinan	117	127	16	3	121*	2804	25.26
7	MPW Jeh	123	135	25	2	130	2527	22.97
8	FA Short	0	103	6	3	148	2249	23.19
9	DW Picking	7	93	8	0	92*	2146	25.25
10	WC Iszlaub	73	77	12	1	101	2120	32.62
11	OS Gilchrist	43	62	5	4	176	2042	35.82
12	JG Dellit	57	75	6	3	129	2006	29.07
13	WG Chapman	93	103	12	1	120*	1983	21.79
14	J Badenhorst	87	90	19	4	146	1958	27.58
15	WE Nolan	118	148	23	0	92	1953	15.62
16	AA Lockhart-Krause	58	73	8	1	107*	1866	28.71
17	AG Haupt	100	138	15	0	80	1819	14.79
18	JD Nothdurft	64	77	11	1	141	1808	27.39
19	JF Welsh	40	50	7	3	109	1729	40.21
20	NJ King	57	71	12	1	104*	1685	28.56
21	JT Harten	40	48	8	4	204*	1651	41.28
22	GB Acton	58	69	9	1	169*	1643	27.38
23	TGM Baines	70	84	9	1	140	1641	21.88
24	COM Farrell	61	71	15	2	113	1608	28.71
25	C Hoy	85	112	11	0	68	1599	15.83
26	KJ Logan	100	99	14	2	113	1583	18.62
27	BR Jennings	57	72	10	1	100	1531	24.69
28	SS Kabel	58	68	7	1	150*	1525	25.00
29	CF Moncada	46	60	10	1	105	1524	30.48
30	GD Harvey	54	58	7	1	104	1519	29.78
31	PD Whybird	41	53	9	3	137	1479	33.61
32	LT Bell	72	82	11	0	74	1454	20.48
33	RG Perrett	105	91	26	0	94	1439	22.14
34	MJE Wing	53	68	8	1	119	1425	23.75
35	CR Richards	103	127	15	0	55	1403	12.53
36	RD Haupt	51	72	8	2	151	1402	21.91
37	BJ Adams	52	61	9	1	141	1395	26.83
38	BD Evans	33	42	3	2	105	1362	34.92
	DJ Graham	71	100	4	0	57	1362	14.19
40	MA Wise	44	51	3	2	120	1358	28.29
41	JS Scott	6	96	9	1	134	1350	15.52
42	KL Biggs	45	56	6	0	83*	1334	26.68
43	FA Vidler	82	98	17	0	74	1316	16.25
44	VR Gray	0	161	29	0	39	1310	9.92
45	DM Khan	73	80	9	1	107	1306	18.39
46	DJ Magee	31	39	6	3	142*	1274	38.61
47	PD West	37	49	9	1	100	1261	31.53
48	MP Kling	52	68	7	0	80	1243	20.38
49	MJ Toolis	46	52	5	1	130	1198	25.49
50	RF Shaw	42	46	1	2	113*	1195	26.56
51	VR Hodge	0	60	7	2	109*	1162	21.92
52	PL Cramb	42	65	6	0	77	1153	19.54
53	TH Nash	103	109	17	0	79*	1149	12.49
54	GW Toshach	24	31	1	5	139	1143	38.10
55	MJ Nicol	30	41	3	3	128*	1122	29.53
56	AJ Lynch	0	107	6	0	58	1115	11.04
57	GN Robins	42	46	6	2	131*	1097	27.43
58	DR Waddell	56	69	5	0	95	1075	16.80
59	OG West	26	35	5	1	100	1047	34.90
60	KLM Harvey	24	30	3	1	124	1041	38.56
61	CS Lane	34	38	6	2	122	1028	32.13
62	BD McLachlan	46	49	4	0	72	1020	22.67
63	TC Scott	36	50	1	1	109	1015	20.71
64	BA Morgan	30	36	1	2	166	1012	28.91
65	EJ Clegg	0	73	4	1	134*	1007	14.59
66	CT Vinson	0	26	2	4	130	1000	41.67

## SECOND GRADE TWO DAY BOWLING - 100 WICKETS

	Player	Matches	Overs	Maidens	Runs	Wickets	Average
1	RAJ Anderson	142	2630	708	6927	346	20.02
2	TH Nash	103	1372	242	3950	271	14.58
3	RG Perrett	105	1839	460	5103	257	19.86
4	MPW Jeh	123	2051	584	5262	235	22.39
5	VR Gray	0	1119	160	3733	233	16.02
6	WE Nolan	118	1008	130	3553	205	17.33
7	GK Moore	77	1082	190	3415	203	16.82
8	JT Corrigan	0	639	1	1831	200	9.16
9	WB Hill	0	739	0	1893	170	11.14
	FA Short	0	638	70	2608	170	15.34
11	AR Forbes	126	1382	263	4681	168	27.86
12	J Badenhorst	87	1127.3	228	3305	163	20.28
13	EJ Clegg	0	540	56	2122	159	13.35
14	WC Iszlaub	73	1395	270	4462	158	28.24
15	FA Vidler	82	677	95	2444	157	15.57
16	CR Leggat	78	997	154	3540	152	23.29
17	C Hoy	85	536	75	1885	132	14.28
18	NT McMahan	47	486	62	1693	126	13.44
19	KJ Logan	100	720	120	2359	124	19.02
20	CS Lane	34	530	125	1460	119	12.27
21	ST Janes	49	950	223	2831	116	24.41
	RV Towner	40	588	83	2083	116	17.96
23	SS Kabel	58	827.1	221	2107	110	19.15
24	CJ Lanagan	31	707	177	1839	108	17.03
25	JG Dellit	57	890.3	263	2417	107	22.59
26	COM Farrell	61	906.3	223	2375	105	22.62
27	A Hendy	0	391	0	1135	101	11.24

## SECOND GRADE TWO DAY - 50 DISMISSALS

	Player	Matches	Catches	Stumpings	Total
1	AA Lockhart-Krause	58	92	10	102
2	BC Marrinan	117	91	6	97
3	TGM Baines	70	90	6	96
	WG Chapman	93	86	10	96
5	PJ Irving	34	84	10	94
6	DR Waddell	56	65	9	74
7	GC Brown	141	71	1	72
8	DP McLachlan	37	67	3	70
	TR Mitchell	38	60	10	70
10	AK Dudgeon	119	69	0	69
	AD Moore	33	67	2	69
12	MPW Jeh	123	63	0	63
13	AR Forbes	126	55	0	55
14	RAJ Anderson	142	52	0	52
	GN Power	28	49	3	52
16	UD Thorne	21	42	9	51
17	AJ Brown	123	50	0	50

## SECOND GRADE ONE DAY - 300 RUNS

	Player	Matches	Innings	Not Outs	100s	Best Score	Runs	Average
1	SS Kabel	20	19	0	1	135	631	33.21
2	J Badenhorst	29	28	2	0	65	531	20.42
3	JS Neill	12	11	0	0	82	389	35.36
4	CG McElligott	9	9	1	1	105	354	44.25
5	J Knight	17	15	1	0	81	337	24.07
6	MJ Toolis	15	15	0	1	116	308	20.53
7	MJE Wing	18	18	2	0	44	304	19.00
8	BD McLachlan	17	15	4	0	74	302	27.45

## SECOND GRADE ONE DAY - 15 WICKETS

	Player	Matches	Overs	Maidens	Runs	Wickets	Average
1	J Badenhorst	29	213.2	16	1038	41	25.32
2	SS Kabel	20	160.3	12	712	23	30.96
3	SA Asnicar	10	79.3	1	370	21	17.62
4	BD McLachlan	17	113	8	489	20	24.45
5	DM Whyte	11	95.2	4	423	19	22.26
6	CL Knight	8	68.2	6	305	16	19.06

## SECOND GRADE ONE DAY - 10 DISMISSALS

	Player	Matches	Catches	Stumpings	Total
1	J Badenhorst	29	16	0	16
2	DP McLachlan	13	8	4	12
	CD Murphy	8	11	1	12
4	MG Shallcross	7	10	0	10

## SECOND GRADE TWENTY 20 - 250 RUNS

	Player	Matches	Innings	Not Outs	100s	Best Score	Runs	Average
1	SS Kabel	31	30	2	0	66	649	23.18
2	MJ Toolis	21	19	3	0	67	335	20.94
3	MJE Wing	23	21	2	0	52	330	17.37
4	J Badenhorst	26	23	0	0	44	323	14.04
5	GC Brown	5	5	1	1	120*	308	77.00
6	BD McLachlan	21	18	2	0	52	269	16.81
7	J Knight	18	18	1	0	36	255	15.00
8	AA Lockhart-Krause	10	10	2	0	67*	254	31.75

## SECOND GRADE TWENTY 20 - 15 WICKETS

	Player	Matches	Overs	Maidens	Runs	Wickets	Average
1	SS Kabel	31	100	0	733	33	22.21
2	J Badenhorst	26	78.5	0	540	29	18.62
3	BD McLachlan	21	67.1	3	414	21	19.71
4	WJ Kruip	8	31.2	0	166	16	10.38

## SECOND GRADE TWENTY 20 - 10 DISMISSALS

	Player	Matches	Catches	Stumpings	Total
1	SS Kabel	31	16	0	16
2	BD McLachlan	21	14	0	14
3	ON Lynch	14	13	0	13
4	DP McLachlan	7	7	3	10

### THIRD GRADE BATTING – 1000 RUNS

	Player	Matches	Innings	Not Outs	100s	Best Score	Runs	Average
1	GC Brown	133	151	8	8	164	5138	35.93
2	DM Khan	175	180	22	5	142	4625	29.27
3	WG Chapman	113	135	17	5	207*	3962	33.58
4	LS Jones	170	266	11	0	73	3842	15.07
5	GW Mitchell	121	138	13	1	113*	2608	20.86
6	BR Jennings	76	86	13	4	151*	2384	32.66
7	MJ Weir	69	94	11	2	112*	2052	24.72
8	VF Thomas	0	92	5	2	114*	2025	23.28
9	AJ Brown	69	78	6	1	122	1926	26.75
10	JL Harten	87	119	7	0	90	1908	17.04
11	RF Shaw	51	61	6	2	180	1837	33.40
12	SD Grummitt	72	63	12	4	147	1823	35.75
13	SA Martin	31	38	5	3	133	1592	48.24
14	DK Hickey	78	82	15	1	100	1550	23.13
15	IA Noon	78	108	12	0	73	1546	16.10
16	MPW Jeh	89	92	19	1	100	1494	20.47
17	WE Nolan	69	96	11	0	92	1467	17.26
18	C Hoy	74	101	24	0	69	1440	18.70
19	SR Lawler	119	107	27	0	79	1359	16.99
20	JM Stoddart	62	78	11	0	68	1336	19.94
21	TR Mitchell	69	78	10	0	75	1333	19.60
22	JR Jeha	55	54	8	1	103*	1320	28.70
23	AK Dudgeon	32	34	3	4	136	1315	42.42
24	LA Dawes	53	56	6	2	119	1286	25.72
25	TC Scott	42	50	4	0	99	1250	27.17
26	ASM Tacey	38	46	4	1	126*	1226	29.19
27	MJ Law	54	69	6	1	103	1225	19.44
28	KJ Easton	70	84	17	0	58	1203	17.96
29	MKW Holmberg	46	47	3	1	109	1128	25.64
30	BC Marrinan	28	37	4	1	112	1127	34.15
	CA Proudlove	63	59	7	0	87	1127	21.67
32	DJ Graham	51	69	8	0	79*	1099	18.02
33	S Meredith	28	35	5	1	133	1076	35.87
34	SR Muspratt	41	52	12	0	81*	1069	26.73
35	AV Landry	0	38	4	2	113	1068	31.41
36	GF Martin	41	55	4	0	67*	1067	20.92
37	BRJA Donker	52	61	4	1	102	1058	18.56
38	WJ Bramley	40	48	7	1	116	1057	25.78
39	TR Bant	28	37	4	1	104*	1033	31.30
40	DGM Murphy	40	59	2	0	85	1026	18.00
41	CR Leggat	59	70	8	1	103*	1020	16.45
42	G Waters	31	40	2	1	126	1009	26.55
43	TL Dodson	31	33	7	2	179*	1005	38.65

### THIRD GRADE BOWLING - 100 WICKETS

	Player	Matches	Overs	Maidens	Runs	Wickets	Average
1	LS Jones	170	1336	120	5210	369	14.12
2	DW Langdon	66	971	181	3020	228	13.25
3	TM Cramb	89	935.1	137	3374	182	18.54
4	SR Lawler	119	1400	242	4596	176	26.11
5	MPW Jeh	89	1359.5	404	3433	172	19.96
6	GE Baldwin	78	575	37	2436	161	15.13
7	WE Nolan	69	666	86	2537	149	17.03
8	ST Barnard	54	1030	196	3223	143	22.54
9	G Blazak	49	619	116	1940	140	13.86
10	MT Stubbings	74	753.2	165	2462	133	18.51
11	CP Hutton	51	760.4	183	2086	131	15.92
12	DK Hickey	78	923	272	2345	127	18.46
13	VF Thomas	0	423	40	1807	121	14.93
14	ST Janes	45	893	287	2178	115	18.94
15	CA Proudlove	63	704.1	150	2026	111	18.25
	CR Leggat	59	478	78	1588	111	14.31
17	AC Petrie	37	434	62	1583	100	15.83

### THIRD GRADE FIELDING - 50 DISMISSALS

	Player	Matches	Catches	Stumpings	Total
1	TR Mitchell	69	96	16	112
2	RA Cowles	86	102	8	110
3	DM Khan	175	101	0	101
4	JL Harten	87	89	3	92
5	SL Manteit	56	83	8	91
6	GC Brown	133	86	0	86
7	WG Chapman	113	82	3	85
8	GW Mitchell	121	81	1	82
9	A Marrinan	32	63	8	71
10	LS Jones	170	57	3	60
11	AJ Imrie	43	55	4	59
12	MB Lees	32	47	9	56
13	SR Lawler	119	54	0	54
	RF Shaw	51	53	1	54
15	JL Hughes	22	47	3	50

### FOURTH GRADE BATTING - 1000 RUNS

	Player	Matches	Innings	Not Outs	100s	Best Score	Runs	Average
1	ML Dudgeon	134	171	11	0	93	4287	26.79
2	JM Stoddart	151	176	24	1	108*	4035	26.55
3	LA Dawes	81	91	12	4	146*	3105	39.30
4	BJ Boyd	69	82	12	5	142	2596	37.09
5	BRJA Donker	127	125	14	3	138	2439	21.97
6	MT Blackman	75	83	11	1	101	2189	30.40
7	IM Board	86	117	15	0	89	2083	20.42
8	PG Halpin	76	100	8	1	130	2072	22.52
9	TA Kimball	82	105	7	0	82*	2027	20.68
10	BJ Irwin	77	88	2	1	102*	2007	23.34
11	JS Scott	81	125	14	0	83	1918	17.28
12	MJ Law	77	109	10	0	95	1896	19.15
13	MT Jones	109	104	25	0	94	1836	23.24
14	D Toye	53	70	7	6	160*	1832	29.08
15	K Hegerty	90	117	18	0	95	1785	18.03
16	PD Sherman	62	76	8	2	150	1646	24.21
17	DW Reeves	55	63	11	1	135	1597	30.71
18	AWC Thompson	47	49	3	2	130	1573	34.20
19	WG Chapman	56	60	13	1	106	1563	33.26
20	LB Hutley	77	83	17	0	98	1525	23.11
21	AR Anderson	42	57	6	3	111	1452	28.47
22	JR Jeha	56	66	11	1	140*	1426	25.93
23	NJ Ryall	54	55	4	2	109*	1412	27.69
24	GD Jennings	44	56	8	2	156	1362	28.38
25	SA Toon	59	69	8	0	86	1328	21.77
26	C Hoy	86	99	18	0	71	1310	16.17
27	PJE Nicholson	35	39	3	2	129*	1176	32.67
28	DS Skirving	60	64	11	1	111	1124	21.21
29	GE Baldwin	48	77	2	0	53	1110	14.80
30	CR Leggat	56	65	6	0	87	1080	18.31
31	ML Shinnick	59	67	5	0	99	1077	17.37
32	DM Khan	42	43	3	1	126	1061	26.53
33	MKW Holmberg	25	34	4	3	158	1052	35.07
34	M Gavril	28	42	6	1	101*	1050	29.17
35	L Nikolovski	38	47	4	0	93	1044	24.28
36	CF Kempnich	146	132	41	0	56*	1043	11.46
37	JL Harten	39	58	4	0	82	1009	18.69



## FOURTH GRADE BOWLING - 100 WICKETS

	Player	Matches	Overs	Maidens	Runs	Wickets	Average
1	CF Kempnich	146	1808	487	4651	277	16.79
2	EL Hoare	57	842	143	2720	223	12.20
3	MJ Tucker	81	1163	302	2906	216	13.45
4	K Hegerty	90	715	121	2598	161	16.14
5	SC Barlow	36	783	199	2038	138	14.77
6	BJ Boyd	69	687.1	159	1791	136	13.17
7	MB Irwin	68	839	202	2226	124	17.95
	KR Rogers	69	818	153	2302	124	18.56
9	RG Perrett	45	796	207	2033	115	17.68
10	CR Leggat	56	536	103	1603	114	14.06
11	WE Nolan	42	450	51	1734	107	16.21
	AL Duncan	25	332	75	927	107	8.66
	GN Fitzpatrick	66	429	71	1381	107	12.91
14	FM Francke	33	656	158	1631	105	15.53
	DS Skirving	60	635	137	1786	105	17.01
16	MT Blackman	75	603.1	120	1609	104	15.47
	GE Baldwin	48	339	24	1598	104	15.37
18	FJ Oberthur	47	336	24	1462	103	14.19
19	AC Petrie	19	295	37	1144	102	11.22
	R Squire	32	401	84	1160	102	11.37
21	G Crispe	14	284	49	888	100	8.88

## FOURTH GRADE FIELDING - 50 DISMISSALS

	Player	Matches	Catches	Stumpings	Total
1	MT Jones	109	150	26	176
2	ML Dudgeon	134	119	0	119
3	RA Cowles	65	80	29	109
4	BRJA Donker	127	102	0	102
5	PN Crouch	56	88	5	93
6	ML Shinnick	59	72	5	77
7	JM Stoddart	151	73	0	73
8	IC Valley	38	63	8	71
9	LA Dawes	81	57	0	57
	K Hegerty	90	57	0	57
	KR Rogers	69	57	0	57
12	JS Scott	81	41	11	52
13	CF Kempnich	146	51	0	51

## FIFTH GRADE BATTING - 1000 RUNS

	Player	Matches	Innings	Not Outs	100s	Best Score	Runs	Average
1	BJ Irwin	115	155	9	7	178	4555	31.20
2	RP Kay	83	96	4	3	126	2704	29.39
3	MG McFadden	120	135	18	4	155	2643	22.59
4	KR Rogers	98	107	22	3	139	2613	30.74
5	SA Toon	71	82	8	2	129	2261	30.55
6	CM Skinner	109	113	7	2	113	2220	20.94
7	WR Hamburger	57	67	13	4	138*	1958	36.26
8	MB Irwin	74	76	8	3	127	1921	28.25
9	MT Blackman	62	65	11	3	141*	1781	32.98
10	GF Martin	70	87	11	3	116	1640	21.58
11	BJ Carroll	104	95	27	0	96	1466	21.56
12	J Voll	108	103	19	1	146	1460	17.38
13	LA Dawes	35	42	7	2	123	1378	39.37
14	GD Jennings	33	41	6	4	228*	1362	38.91
15	SE Rankine	51	60	9	1	112	1271	24.92
16	JD O'Connor	45	52	3	1	100	1194	24.37
17	CF Kempnich	76	87	13	0	89	1146	15.49
18	NJ Millard	43	48	12	1	132*	1123	31.19
19	PD Sherman	34	40	9	3	113	1096	35.35
20	BA Saw	39	45	3	1	102	1015	24.17
	JE Robinson	53	61	2	1	120	1015	17.20

## FIFTH GRADE BOWLING - 100 WICKETS

	Player	Matches	Overs	Maidens	Runs	Wickets	Average
1	BJ Carroll	104	1457	301	4467	220	20.30
2	J Voll	108	1138.2	254	3028	200	15.14
3	KR Rogers	98	1035	242	2723	185	14.72
	CF Kempnich	76	1020.5	263	2741	185	14.82
5	MB Irwin	74	1135	345	2560	161	15.90
6	MT Blackman	62	710.4	196	1735	132	13.14
7	LR Warner	63	734	125	2502	114	21.95
8	GF Martin	70	694	148	2031	113	17.97
9	AR Horgan	50	618.1	154	1712	109	15.71

## FIFTH GRADE FIELDING - 50 DISMISSALS

	Player	Matches	Catches	Stumpings	Total
1	RP Kay	83	82	20	102
2	ML Shinnick	56	83	5	88
3	KR Rogers	98	84	0	84
4	CM Skinner	109	77	2	79
5	MG McFadden	120	63	0	63
6	PJ Hanrahan	43	56	6	62
7	IC Vallely	49	54	6	60
8	BJ Irwin	115	57	0	57
9	KG Tuite	101	54	0	54
10	BJ Carroll	104	53	0	53
11	PN Crouch	20	47	4	51

## SIXTH GRADE BATTING - 1000 RUNS

	Player	Matches	Innings	Not Outs	100s	Best Score	Runs	Average
1	ML Shinnick	166	160	18	4	137	4215	29.68
2	JJ Hicks	79	80	7	4	137	2487	34.07
3	ML Dudgeon	73	83	5	2	168	2300	29.49
4	MT Blackman	43	46	6	2	234*	1588	39.70
5	MG McFadden	86	92	12	1	108	1557	19.46
6	B Badenhorst	104	103	13	1	104*	1516	16.84
7	GC Brown	43	50	1	4	109	1323	27.00
8	MA Friend	61	69	3	0	83	1248	18.91
9	BA Pendergast	67	66	7	0	69	1194	20.24
10	AJ Watkinson	44	46	3	2	153	1126	26.19
11	KJ Coleman	54	48	9	0	86*	1116	28.62
12	SA Rees	75	80	12	0	99	1073	15.78
13	JD O'Connor	33	42	2	1	103	1069	26.73

## SIXTH GRADE BOWLING - 100 WICKETS

	Player	Matches	Overs	Maidens	Runs	Wickets	Average
1	CF Kempnich	208	2292	710	5058	405	12.49
2	BT Wilson	72	844.2	188	2369	183	12.95
3	B Badenhorst	104	739.3	174	2035	115	17.70
4	MB Irwin	53	698	187	1732	114	15.19
5	BJ Stinson	42	546.5	162	1407	106	13.27
6	KJ Coleman	54	567.4	217	1214	101	12.02

## SIXTH GRADE FIELDING - 50 DISMISSALS

	Player	Matches	Catches	Stumpings	Total
1	ML Shinnick	166	129	31	160
2	CF Kempnich	208	78	0	78
3	JK Bowe	60	68	2	70
4	ST Hicks	41	50	13	63
5	JS Johnston	26	46	12	58
6	AJ Watkinson	44	46	7	53



Sixth Grade Semi Final action at Yoku Road.

## SUB DISTRICTS / WAREHOUSE BATTING - 1000 RUNS

	Player	Matches	Innings	Not Outs	100s	Best Score	Runs	Average
1	PF Lynch	249	289	28	0	92	4970	19.04
2	IB Dewar	97	122	20	2	128*	3654	35.82
3	WR Hamburger	103	122	19	3	151	3001	29.14
4	LA Dawes	131	167	23	1	101*	2900	20.14
5	MB Irwin	249	232	46	0	72*	2702	14.53
6	SD Farley	110	127	16	1	128	2453	22.10
7	PD Kent	119	160	23	2	126*	2324	16.96
8	CJ Sheehan	85	119	18	1	145	2223	22.01
9	AA Coolwell	74	95	10	3	111*	2177	25.61
10	AR Horgan	58	65	8	3	110*	1892	33.19
11	JK Bowe	52	69	7	1	182*	1829	29.50
12	CS Baldwin	75	82	13	0	99	1759	25.49
13	DW Moorhouse	175	206	28	0	77	1608	9.03
14	PM Horgan	42	42	10	2	120*	1466	45.81
15	JE Boyd	111	122	15	0	63*	1423	13.30
16	KG Tuite	206	200	45	0	50	1402	9.05
17	GM Currie	90	116	13	0	77*	1369	13.29
18	R Musumeci	75	100	10	0	81	1334	14.82
19	RH Jones	164	168	20	0	55	1256	8.49
20	DJ Mackie	161	141	29	0	62*	1212	10.82
21	J Voll	102	106	16	0	67*	1183	13.14
22	BW Rainbow	60	80	5	0	77	1154	15.39
23	SJ French	103	112	24	0	54*	1101	12.51
24	GJ Carlson	70	71	11	0	88*	1096	18.27
25	ML Harvey	48	60	3	1	150	1020	17.89
26	ZT Pendergast	55	62	5	0	77	1005	17.63

## SUB DISTRICTS / WAREHOUSE BOWLING - 100 WICKETS

	Player	Matches	Overs	Maidens	Runs	Wickets	Average
1	DJ Mackie	161	2107.1	515	5390	505	10.67
2	KIR McKay	273	1569.3	150	7422	349	21.27
3	JP Alexander	106	1159.3	233	3610	301	11.99
4	SD Farley	110	1341.2	355	3777	280	13.49
5	KG Tuite	206	1071.5	254	3250	240	13.54
6	IB Dewar	97	1203.4	342	2793	238	11.74
7	GJ Carlson	70	629.4	221	1306	193	6.77
8	MB Irwin	249	863	164	2699	185	14.59
9	J Voll	102	769.1	175	2234	171	13.06
10	RH Jones	164	652.3	121	2083	138	15.09
11	AR Horgan	58	521.4	127	1367	122	11.20
12	MM Hughes	100	692.4	114	2583	113	22.86
13	DK Hickey	29	423	170	792	103	7.69
14	PD Stout	42	410	75	1267	100	12.67

## SUB DISTRICTS / WAREHOUSE FIELDING - 50 DISMISSALS

	Player	Matches	Catches	Stumpings	Total
1	PD Kent	119	106	36	142
2	PF Lynch	249	120	0	120
3	KG Tuite	206	116	0	116
4	KT Tuite	107	96	18	114
5	MB Irwin	249	112	0	112
6	WR Hamburger	103	96	6	102
7	BW Rainbow	60	56	19	75
8	JE Boyd	111	71	1	72
9	DW Moorhouse	175	70	0	70
10	DJ Mackie	161	67	0	67
11	RB Graham	44	53	11	64
12	KIR McKay	273	62	0	62
13	CJ Sheehan	85	60	1	61
14	JP Alexander	106	60	0	60
15	HB Boyd	32	52	7	59
16	LA Dawes	131	58	0	58
17	IB Dewar	97	57	0	57
18	SD Farley	110	51	0	51

## OVER 40's GRADE BATTING - 300 RUNS

	Player	Matches	Innings	Not Outs	100s	Best Score	Runs	Average
1	JM Stoddart	72	71	8	0	96	1368	21.71
2	PD Sherman	53	53	5	0	74	1140	23.75
3	DM Khan	22	22	7	0	64*	699	46.60
4	LA Dawes	20	20	1	0	74*	556	29.26
5	WG Chapman	34	33	8	0	68	523	20.92
6	BC Marrinan	19	18	2	0	93*	423	26.44
7	ST Janes	43	36	13	0	73*	386	16.78
8	GC Brown	13	12	0	0	95	380	31.67
9	AA Coolwell	17	15	4	0	47	366	33.27
10	MA Gulliver	27	24	3	0	55*	365	17.38
11	SD Farley	26	22	3	0	60	345	18.16
12	MG Horswill	31	21	2	0	51*	311	16.37
13	RJM Crawford	27	23	2	0	37	305	14.52
14	P Spence	52	40	10	0	22*	302	10.07

## OVER 40's GRADE BOWLING - 20 WICKETS

	Player	Matches	Overs	Maidens	Runs	Wickets	Average
1	SJ Gode	35	169.1	8	813	52	15.63
2	ST Janes	43	189.4	24	882	47	18.77
3	MF Frame	36	187.5	14	883	38	23.24
4	RJM Crawford	27	117.1	5	664	34	19.53
5	PD Sherman	53	126.2	4	602	33	18.24
6	SD Farley	26	139	21	501	30	16.70
7	BM Dascombe	24	126.4	11	611	24	25.46
8	AA Coolwell	17	102.5	9	432	20	21.60
	MA Gulliver	27	92.2	5	464	20	23.20
	RV Towner	22	130	23	538	20	26.90
	JR Whyte	13	70	8	281	20	14.05

## OVER 40's GRADE FIELDING - 10 DISMISSALS

	Player	Matches	Catches	Stumpings	Total
1	P Spence	52	28	4	32
2	MG Horswill	31	19	6	25
3	JM Stoddart	72	18	0	18
4	PD Sherman	53	17	0	17
5	RA Cowles	30	9	5	14
6	ST Janes	43	12	0	12
7	WG Chapman	34	10	1	11
	AA Coolwell	17	11	0	11
	MF Frame	36	11	0	11

## UNDER 19 GRADE BATTING - 500 RUNS

	Player	Era	Matches	Innings	Not Outs	100s	Best Score	Runs	Average	Cat/St
1	SG Law	1984-88	15	17	5	4	202	1129	94.08	10
2	GI Foley	1983-87	21	23	5	2	156	909	50.50	7
3	ML Hayden	1988-91	14	14	2	4	130	736	61.33	14
4	DW Reeves	1990-93	11	11	2	1	119	631	70.11	4
5	MJ Nicol	2004-08	10	10	2	3	115*	614	76.75	4
6	GC Brown	1982-85	18	18	0	1	153	580	32.22	12/1

## UNDER 19 GRADE BOWLING - 25 WICKETS

	Player	Era	Matches	Overs	Maidens	Runs	Wickets	Average	Cat/St
1	JE Bourke	1969-73	26	299	58	872	101	8.63	9
2	J Waldron	1983-87	17	278	70	774	36	21.50	4
3	ID Williamson	1984-88	15	269	59	856	33	25.94	8
4	DW Cottee	1981-85	23	186	45	524	29	18.07	9
5	GI Foley	1983-87	21	185	40	567	25	22.68	7
6	J Badenhorst	2006-09	12	84	13	329	25	13.16	6

## UNDER 18 GRADE BATTING - 750 RUNS

	Player	Era	Matches	Innings	Not Outs	100s	Best Score	Runs	Average
1	WG Chapman	1963-65	32	46	3	2	136	1078	25.07
2	DE Barber	1953-57	43	60	12		91*	1063	22.15
3	MKW Holmberg	1978-83	41	52	3		82	1001	20.43
4	RD Heilbronn	1982-84	18	21	3	3	169	991	55.06
5	GJ Power	1970-74	33	42	4	2	157	963	25.34
6	PA Davis	1986-89	28	34	5		94	962	33.17
7	DW Cottee	1981-84	32	36	4	1	129	959	29.97
8	P Gibson	1966-69	33	45	3	1	102	959	22.83
9	NJ King	1957-60	32	34	10		91	893	37.21
10	DJ Greaves	1948-51	27	34	4	1	115*	830	27.67
11	BS Warlow	1954-58	34	47	6		74	824	20.1
12	A Hooper	1980-83	23	31	3	1	108	797	28.46
13	PC Chatman	1969-74	28	34	2	1	105*	787	24.59
	RP Easton	1950-53	20	30	2	1	114	787	28.11
15	T Long	1956-60	39	54	11		69*	764	17.77

## UNDER 18 GRADE BOWLING - 75 WICKETS

	Player	Era	Matches	Overs	Maidens	Runs	Wickets	Average
1	ST Janes	1974-78	34	555	115	1663	156	10.66
2	BS Warlow	1954-58	34	309	45	1168	115	10.16
3	A Schmidt	1961-63	25	321	66	867	96	9.03
4	DW Langdon	1962-65	38	372	61	1326	95	13.96
5	DE Barber	1953-57	43	254	27	1095	91	12.03
6	NJ Barber	1953-56	28	257	23	868	90	9.64
7	J Herbert	1972-76	30	427	97	1260	90	14.00

## UNDER 18 GRADE FIELDING - 30 DISMISSALS

	Player	Era	Matches	Catches	Stumpings	Total
1	RC Dempster	1955-58	34	18	30	48
2	S Forsyth	1981-84	32	41	4	45
3	BC Marrinan	1973-76	18	30	10	40
	SA Lakeland	1997-99	14	38	2	40
5	WG Chapman	1963-65	32	29	3	32
	R Mantell	1964-67	23	22	10	32
	GN Power	1970-74	21	29	3	32
	C Atkinson	1984-86	15	27	5	32
9	DE Barber	1953-57	43	30	1	31
	D Toye	1976-78	16	30	1	31
11	LMD Hill	1998-99	12	29	1	30



Tom Gibson during the Sixth Grade Semi Final derby.

## UNDER 16/17/18 LORD'S TAVERNERS GRADE BATTING - 500 RUNS

	Player	Matches	Innings	Not Outs	100s	Best Score	Runs	Average
1	TG Irvine	18	21	4	7	210	1529	89.94
2	GT Chapman	20	24	4	3	128	1015	50.75
3	HD Weibgen	27	25	5	1	101*	915	45.75
4	CE Fitzgerald	23	20	2	1	113	788	43.78
5	NM McGill	20	20	2	3	113	744	41.33
6	ON Lynch	15	14	3	2	126*	639	58.09
7	AS Tolhurst	24	20	6	0	83	614	43.86
8	SA Somerville	17	21	3	1	172	604	33.56
9	JD Wildermuth	15	14	1	2	147	554	42.62
10	DDG Hutcheon	16	22	3	0	94	537	28.26
11	JS Neill	14	13	2	2	105	514	46.73
12	SW Purvis	16	18	2	0	71	502	31.38

## UNDER 16/17/18 LORD'S TAVERNERS GRADE BOWLING - 30 WICKETS

	Player	Matches	Overs	Maidens	Runs	Wickets	Average
1	CD Raimondi	17	287	72	750	49	15.31
2	AH Barlow	15	265	66	688	40	17.20
	DM Whyte	14	141.4	42	345	40	8.63
4	JG Dellit	18	184	42	492	34	14.47
5	MP Robinson	18	219	69	516	33	15.64
6	ST Wade	19	320	60	1014	32	31.69
7	RJ Harten	19	132.3	5	545	31	17.58
8	PA Patel	14	217.3	54	684	30	22.80

## UNDER 16/17/18 GRADE FIELDING - 20 DISMISSALS

	Player	Matches	Catches	Stumpings	Total
1	JK Joyce	19	33	3	36
2	JD Street	17	29	2	31
3	DP McLachlan	16	25	5	30
4	LMD Hill	18	19	4	23
5	DB Viney	14	23	0	23
6	T Douglass	11	15	6	21
	ML Shinnick	16	9	12	21

## SCHOOLBOY (UNDER 15) GRADE BATTING

	Player	Era	Matches	Innings	Not Outs	Best Score	Runs	Average	Cat/St
1	G McEwan	1971-74	24	25	4	122	980	46.67	12
2	GN Power	1970-73	26	23	2	129	847	40.33	7
3	LT Bell	1964-68	16	23	5	113*	846	47.00	6
4	GR Kruger	1966-70	30	35	9	104	647	24.88	5
5	N Anderson	1957-59	21	30	2	78	588	21.00	7

## SCHOOLBOY (UNDER 15) GRADE BOWLING

	Player	Era	Matches	Overs	Maidens	Runs	Wickets	Average	Cat/St
1	GR Kruger	1966-70	30	219	25	786	70	11.23	5
2	R Barber	1957-59	14	138	10	456	56	8.14	5

## WOMEN'S FIRST GRADE BATTING - 750 RUNS

	Player	Matches	Innings	Not Outs	100s	Best Score	Runs	Average
1	VL Pickering	90	94	23	6	114*	2676	37.69
2	MM Brandon	93	94	13	3	156	2225	27.47
3	TE Brown	46	51	6	4	143*	1969	43.76
4	LJ Randall	75	64	6	2	105	1614	27.83
5	CR Knott	67	61	5	2	129*	1577	28.16
6	KL Rich	46	39	6	1	104*	1371	41.55
7	SL Bow	44	49	8	0	84	1099	26.80
8	CG Kross	45	46	5	1	126*	1030	25.12
9	LK Muller	68	61	6	0	79	932	16.95
10	K Sutherland	31	29	8	1	102	917	43.67
11	LA Scott	54	38	6	0	78	886	27.69
12	SE Woolway	80	75	7	0	71	883	12.99
13	ML White	29	26	7	0	88*	815	42.89
14	M Stephenson	30	34	4	1	108	795	26.50
15	MC Hinkley	22	22	7	2	112*	770	51.33
16	CR Coulson	85	71	15	0	88*	758	13.54

## WOMEN'S FIRST GRADE BOWLING – 50 WICKETS

	Player	Matches	Overs	Maidens	Runs	Wickets	Average
1	SL Bow	44	642	145	1268	131	9.68
2	SE Woolway	80	751	172	1910	108	17.69
3	TE Brown	46	467	89	1351	104	12.99
4	VL Pickering	90	479	104	1325	98	13.52
5	LJ Weller	69	479	86	1511	87	17.37
6	CR Coulson	85	352.4	34	1419	82	17.30
7	LJ Randall	75	262	18	1136	68	16.71
8	CG Kross	45	437	101	1089	61	17.85
9	KL Rich	46	386	85	964	60	16.07
10	CR Knott	67	266.2	18	1227	56	21.91
11	LK Muller	68	296.5	22	1320	52	25.38

## WOMEN'S FIRST GRADE FIELDING - 20 DISMISSALS

	Player	Matches	Catches	Stumpings	Total
1	MM Brandon	93	62	35	97
2	JA Bradley	38	25	11	36
3	SE Woolway	80	27	0	27
4	CR Knott	67	26	0	26
5	RA Wotherspoon	17	14	11	25
6	VL Pickering	90	21	3	24
7	LJ Weller	69	23	0	23
8	SL Bow	44	22	0	22
9	LK Muller	68	22	0	22
10	LA Scott	54	20	0	20

## WOMEN'S SECOND GRADE BATTING - 300 RUNS

	Player	Matches	Innings	Not Outs	100s	Best Score	Runs	Average
1	CN Lewis	69	65	9	0	74	1320	23.57
2	CR Coulson	33	31	2	0	66	626	21.59
3	J O'Brien	25	25	10	0	98*	535	35.67
4	B Fisher	26	21	8	1	106	445	34.23
5	CA Musk	30	22	8	0	50*	440	31.43
6	M Stephenson	20	17	4	1	104*	418	32.15
7	GM Moloney	16	20	4	0	52	401	25.06
8	TM Sunderland	24	24	4	0	55*	385	19.25
9	N Irwin	27	29	1	0	42	362	12.93
10	MT Kelly	18	18	2	0	65	357	22.31
11	AG Childs	38	36	6	0	57*	336	11.20
12	AL Harris	34	31	4	0	34*	301	11.15

## WOMEN'S SECOND GRADE BOWLING – 30 WICKETS

	Player	Matches	Overs	Maidens	Runs	Wickets	Average
1	D Huckstadt	33	720	327	817	142	5.75
2	B Melbourne	16	295	79	492	63	7.81
3	CR Coulson	33	166	37	461	55	8.38
4	B Fisher	26	244	70	459	54	8.50
5	M Stephenson	20	184	59	295	39	7.56
6	K Griffin	19	202	89	204	36	5.67
7	J Ellis	10	212	72	311	33	9.42
8	JE Cope	31	111.5	6	478	31	15.42
9	AL Harris	34	135.3	5	549	30	18.30

## WOMEN'S SECOND GRADE FIELDING - 10 DISMISSALS

	Player	Matches	Catches	Stumpings	Total
1	T Kavanagh	19	21	1	22
2	CN Lewis	69	17	3	20
3	FH Tiel	26	18	0	18
4	D Huckstadt	33	16	0	16
5	AE Barker	22	11	0	11
	CA Musk	30	11	0	11
7	LA Sunderland	24	10	0	10
	TM Sunderland	24	9	1	10



Matthew Du Payne presents Phoebe Du Payne with her First Grade cap.



## **BEST INDIVIDUAL PERFORMANCES**

### **HIGHEST SCORE**

First Grade	CF Morgan	258*	1904-05
First Grade – One Day Games	LD Pfeffer	216	2020-21
First Grade – Twenty 20 Games	AJ Gode	179	2019-20
Second Grade	JT Harten	204*	1965-66
	MP DuPayne	204	1991-92
Second Grade – One Day Games	SS Kabel	135	2019-20
Second Grade – Twenty 20 Games	GC Brown	120*	2009-10
Third Grade	S Perkins	211	1982-83
Fourth Grade	MH Mossop	197	1936-37
Fifth Grade	DS Skirving	233*	1979-80
Sixth Grade:	MT Blackman	234*	2015-16
Sub Districts/Warehouse	AWC Thompson	197	2010-11
Over 40's Grade	CS Baldwin	98*	2008-09
Sunday T20 Legends	OS Gilchrist	95*	2013-14
Under 19 Grade	SG Law	202*	1986-87
Under 18 Grade	RD Heilbronn	169	1983-84
Under 16/17 L/T Grade	TG Irvine	210	1993-94
"Schoolboy" Grade	GN Power	129	1972-73
Women's First Grade	MM Brandon	156	2000-01
Women's Second Grade	B Fisher	106	1982-83
Youth Girls Competition	AL Harris	71	2019-20

### **HIGHEST AGGREGATE RUNS**

First Grade	NJ Kruger	903	2005-06
First Grade - One Day Games	LD Pfeffer	499	2021-21
Fist Grade – T20	AJ Gode	460	2018-19
Second Grade	GC Brown	743	1989-90
Second Grade – One Day Games	SS Kabel	219	2019-20
Second Grade – Twenty 20 Games	GC Brown	308	2009-10
Third Grade	WG Chapman	905	1977-78
Fourth Grade	D Toye	746	1982-83
Fifth Grade	BJ Irwin	610	1993-94
Sixth Grade	ML Dudgeon	824	2011-12
Sub Districts/Warehouse	IB Dewar	759	2012-13
Over 40's Grade	JM Stoddart	188	2007-08
Sunday T20 Legends	OS Gilchrist	178	2015-16
Under 19 Grade	SG Law	444	1986-87
Under 18 Grade	GJ Power	656	1973-74
Under 16/17 L/T Grade	TG Irvine	1,054	1993-94
"Schoolboy" Grade	GN Power	536	1972-73
Women's First Grade	K Sutherland	701	2018-19
Women's Second Grade	J O'Brien	317	1985-86
Youth Girls Competition	DG Bateman	150	2019-20

### **BEST BATTING AVERAGE**

First Grade	R MacDonald	203.00	1898-99
First Grade - One Day Games	LD Pfeffer	124.75	2020-21
First Grade – T20	AJ Gode	100.00	2017-18
Second Grade	TM Khan	85.75	1988-89
Second Grade – One Day Games	CG McElligott	61.00	2015-16
Second Grade – Twenty 20 Games	AA Lockhart-Krause	85.00	2020-21
Third Grade	SA Martin	84.50	2003-04
Fourth Grade	M Gavril	80.50	1985-86
Fifth Grade	NJ Millard	81.00	2003-04
Sixth Grade	SA Edge	61.75	1994-95
Sub Districts/Warehouse	DJ Doak	57.67	1992-93
Over 40's Grade	DM Khan	139.00	2017-18
Sunday T20 Legends	JA Maddox	136.00	2014-15
Under 19 Grade	SG Law	222.00	1986-87
Under 18 Grade	RD Heilbronn	61.63	1983-84
Under 16/17 L/T Grade	TG Irvine	131.75	1993-94
"Schoolboy" Grade	GR Kruger	62.16	1969-70
Women's First Grade	VL Pickering	78.17	1994-95
Women's Second Grade	LA Sunderland	105.00	2021-21
Youth Girls Competition	DG Bateman	50.00	2019-20

## HIGHEST AGGREGATE WICKETS

First Grade	JW McLaren	73	1910-11
First Grade - One Day Games	CJ Lanagan	19	1996-97
	DR Turner	19	1997-98
First Grade – T20	LW Feldman	11	2018-19
	JM Dascombe	11	2018-19
	Z Jeh	11	2019-20
Second Grade	JT Corrigan	65	1908-09
Second Grade – One Day Games	LP Corlis	10	2019-20
Second Grade – Twenty 20 Games	SS Kabel	12	2018-19
Third Grade	LS Jones	65	1955-56
Fourth Grade	G Crispe	100	1964-65
Fifth Grade	KR Rogers	51	1985-86
Sixth Grade	BJ Stinson	49	2011-12
Sub Districts/Warehouse	JP Alexander	62	2013-14
Over 40's Grade	SD Farley	9	2004-05
Sunday T20 Legends	AJ Brown	9	2014-15
	CJ Lanagan	9	2019-20
Under 19 Grade	JE Bourke	42	1971-72
Under 18 Grade	ST Janes	68	1976-77
Under 16/17 L/T Grade	CD Raimondi	36	2001-02
"Schoolboy" Grade	R Barber	38	1958-59
Women's First Grade	SL Bow	50	1999-00
Women's Second Grade	D Huckstadt	51	1983-84
Youth Girls Competition	E Appleyard	5	2019-20

## BEST BOWLING AVERAGE

First Grade	JW McLaren	4.50	1912-13
First Grade - One Day Games	DR Turner	7.94	1997-98
First Grade – T20	LW Feldman	7.67	2012-13
Second Grade	VM Mylne	6.67	1932-33
Second Grade – One Day Games	COM Farrell	10.50	2017-18
Second Grade – Twenty 20 Games	J Badenhorst	9.50	2011-12
Third Grade	SJ Ferguson	6.04	1946-47
Fourth Grade	DG Kirkman	5.48	1959-60
Fifth Grade	BJ Boyd	6.51	1999-00
Sixth Grade	DK Hickey	7.00	1993-94
Sub Districts/Warehouse	GJ Carlson	5.68	2015-16
Over 40's Grade	GC Brown	3.00	2010-11
Sunday T20 Legends	GC Brown	3.33	2017-18
Under 19 Grade	JE Bourke	5.78	1971-72
Under 18 Grade	GK McKenzie	7.18	1956-57
Under 16/17 L/T Grade	MKS Smith	10.05	1995-96
"Schoolboy" Grade	A Green	5.23	1961-62
Women's First Grade	TE Brown	6.79	1998-99
Women's Second Grade	D Huckstadt	3.33	1985-86
Youth Girls Competition	E Appleyard	18.60	2019-20



Lucy Bourke receives the Peter Easton Trophy for the Foremost Under 18 Player from the man himself.

## MOST CATCHES

First Grade	BM Shinnick	39	1996-97
First Grade - One Day Games	PJ Drinnen	13	1989-90
First Grade – T20	LD Pfeffer	6	2016-17
	ON Lynch	6	2018-19
	LD Pfeffer	6	2018-19
Second Grade	PJ Irving	31	1989-90
	DP McLachlan	31	2016/17
Second Grade – One Day Games	CD Murphy	7	2019-20
Second Grade – Twenty 20 Games	CD Murphy	7	2019-20
Third Grade	MJ Collins	30	1974-75
Fourth Grade	LK Trotter	33	1964-65
Fifth Grade	PN Crouch	35	1994-95
Sixth Grade	JK Bowe	28	2014-15
Sub Districts/Warehouse	WR Hamburger	31	1997-98
Over 40's Grade	P Spence	6	2001-02
Sunday T20 Legends	OS Gilchrist	6	2016-17
Under 19 Grade	BM Shinnick	11	1991-92
Under 18 Grade	SA Lakeland	34	1997-98
Under 16/17 L/T Grade	JD Street	27	1998-99
"Schoolboy" Grade	P Dunlop	10	1973-74
Women's First grade	RA Wotherspoon	14	2019-20
Women's Second Grade	T Kavanagh	13	1985-86
Youth Girls Competition	DG Bateman	3	2019-20

## MOST STUMPINGS

First Grade	RD Pyke	13	1904-05
First Grade - One Day Games	PW Anderson	4	1984-85
	PJ Drinnen	4	1991-92
First Grade – T20	AA Lockhart-Krause	2	2007-08
	MC Bragg	2	2008-09
	LD Pfeffer	2	2018-19, 2019-20
Second Grade	W Duncan	14	1931-32
Third Grade	PW Nilon	14	1954-55
Fourth Grade	RA Potter	9	1934-35
	RA Cowles	9	1983-84
	E Lamke	9	1985-86
Fifth Grade	M Denholm	16	1982-83
Sixth Grade	ST Hicks	9	2018/19
Sub Districts/Warehouse	PD Kent	9	1999-00, 2002-03, 2004-05
Over 40's Grade	RA Cowles	3	2006-07
	MG Horswill	3	2018-19
Sunday T20 Legends	OS Gilchrist	5	2014-15
Under 19 Grade	CD Murphy	5	2020-21
Under 18 Grade	RC Dempster	14	1955-56
Under 16/17 L/T Grade	ML Shinnick	7	1992-93
"Schoolboy" Grade	K Marr	15	1958-59
Women's First Grade	RA Wotherspoon	11	2019-20
Women's Second Grade	KA White	3	2015-16
Youth Girls Competition	Nil		

## HIGHEST TEAM SCORES

First Grade	9/490	1994-95
First Grade – One Day Games	7/428	2020-21
First Grade – Twenty 20 Games	5/261	2018-19
Second Grade	460	1990-91
Second Grade – One Day Games	5/346	2016-17
Second Grade – Twenty 20 Games	3/200	2009-10
Third Grade	443	1986-87
Fourth Grade	551	2006-07
Fifth Grade	9/574	1991-92
Sixth Grade	6/508	1992-93
Sub Districts/Warehouse	8/442	2002-03
Over 40's Grade	3/266	2013-14
Sunday T20 Legends	1/189	2013-14
Under 19 Grade	6/542	1984-85
Under 18 Grade	427	1989-90
Under 16/17 L/T Grade	4/526	1993-94
"Schoolboy" Grade	249	1972-73
Women's First Grade	9/404	1994-95
Women's Second Grade	2/215	2019-20
Youth Girls Competition	6/185	2019-20

## HIGHEST PARTNERSHIPS

(Partnerships of over 50 only in Premiership & Championship Matches unless noted otherwise\*)

### **FIRST GRADE**

1st Wicket	RM Levy	LPD O'Connor	282*	1931-32
2nd Wicket	ML Hayden	AJ Brown	272	1991-92
3rd Wicket	ML Hayden	AB Henschell	249	1992-93
4th Wicket	ML Hayden	LA Carseldine	314	1994-95
5th Wicket	LPD O'Connor	AB Mossop	284	1930-31
6th Wicket	JT Harten	DE Wise	174	1947-48
7th Wicket	CF Morgan	RW Eve	278*	1904-05
8th Wicket	LD Pfeffer	LW Feldman	146	2017-18
9th Wicket	LA Carseldine	MJ Petrie	134	2011-12
10th Wicket	JD Wildermuth	MJ Petrie	97	2012-13

### **FIRST GRADE ONE DAY COMPETITION MATCHES\***

1st Wicket	TG Irvine	NJ Kruger	181	2006-07
2nd Wicket	ML Hayden	LA Carseldine	198	2003-04
3rd Wicket	KC Wessels	AB Henschell	200	1983-84
4th Wicket	SG Law	CM Ephraims	154	1987-88
5th Wicket	AN Brown	PW Anderson	131*	1985-86
6th Wicket	AA Lockhart-Krause	LD Pfeffer	111	2014-15
7th Wicket	T Irvine	LA Carseldine	167	2001-02
8th Wicket	AK Dudgeon	MC Bragg	103	2004-05
9th Wicket	JM Walker	PT McPhee	61	1987-88
10th Wicket	DR Turner	JH Dawes	54	2002-03

### **FIRST GRADE TWENTY 20 COMPETITION MATCHES\***

1st Wicket	LD Pfeffer	AJ Gode	149	2019-20
2nd Wicket	LD Pfeffer	JH Beath	138	2019-20
3rd Wicket	JH Beath	NG Stevens	99	2019-20
4th Wicket	LA Carseldine	JD Wildermuth	93	2013-14
5th Wicket	JS Neill	MT Steketee	80	2018-19
6th Wicket	AA Lockhart-Krause	SS Kabel	46*	2013-14
7th Wicket	DP McLachlan	CL Knight	51*	2019-20
8th Wicket	JG Dellit	AJ Gode	36*	2007-08
9th Wicket	DP McLachlan	DC Mullen	35	2018-19
10th Wicket	JM Dascombe	DC Mullen	69*	2018-19

### **SECOND GRADE**

1st Wicket	AJ Brown	PJ Irving	198	1991-92
2nd Wicket	MJ Toolis	JS Neill	246	2020-21
3rd Wicket	LN Hegvold	KL Biggs	212	1964-65
4th Wicket	RP Easton	DJ Magee	325	1969-70
5th Wicket	JG Dellit	AR Forbes	177	2002-03
6th Wicket	SD Hancock	MPW Jeh	176	1988-89
7th Wicket	WJ Greinke	DR Waddell	152	1961-62
8th Wicket	JT Harten	WG Chapman	148	1965-66
9th Wicket	MP Du Payne	PL Symonds	212	1991-92
10th Wicket	AJ Gode	CA Proudlove	197	2007-08

### **THIRD GRADE**

1st Wicket	GT Chapman	C Simpson	246	1994-95
2nd Wicket	AJ Brown	RF Shaw	216	2004-05
3rd Wicket	WG Chapman	N McAuliffe	266	1977-78
4th Wicket	OS Gilchrist	GO Jones	247	2001-02
5th Wicket	PD Sherman	GW Mitchell	200	1991-92
6th Wicket	DM Khan	JD Street	174*	2000-01
7th Wicket	S Aitken	M Gordon	152	1986-87
8th Wicket	CR Leggat	T Drummond	145	1973-74
9th Wicket	BM Shinnick	PE Lewis	93	1991-92
10th Wicket	R Hough	RV Salmon	97	1946-47

### FOURTH GRADE

1st Wicket	D Sinnamon	R Logan	256	1963-64
2nd Wicket	LM Boncompagni	WA Garske	209	2018-19
3rd Wicket	WJ Bramley	RL McKenna	209	1995-96
4th Wicket	BN Quinn	PG Halpin	168	1978-79
5th Wicket	MA Wise	J Meldrum	177	1972-73
6th Wicket	AR Anderson	J Stevenson	169	1974-75
7th Wicket	JM Stoddart	IB Dewar	121	1995-96
8th Wicket	MT Jones	AC Lynch	113	2014-15
9th Wicket	K Hockley	B Austin	128	1989-90
10th Wicket	MT Stubbings	LJG McRae	134	2019-20

### FIFTH GRADE

1st Wicket	TJ Tummon	JB Neill	222	1999-00
2nd Wicket	SA Edge	LA Dawes	216	1992-93
3rd Wicket	JS Neill	BRJA Donker	217	2013-14
4th Wicket	MJ Dearness	DS McMillan	223	2010-11
5th Wicket	NM Francis	JM Francis	226	2013-14
6th Wicket	T Hicks	T Brown	213	1987-88
7th Wicket	DJ Cross	D Lumb	133	1981-82
8th Wicket	KR Rogers	J Voll	197	1991-92
9th Wicket	M Stegman	I Smith	120	1980-81
10th Wicket	CI Weatherley	LR Warner	118*	1998-99

### SIXTH GRADE

1st Wicket	WR Hawkins	TA Kimball	182	1996-97
2nd Wicket	AJ Raven	R Oswald	230	1992-93
3rd Wicket	MT Blackman	KE Bailey	353*	2015-16
4th Wicket	DG Larke	HG Whyte	153	2016-17
5th Wicket	DC Souter	MJ Ogilvie	148	1992-93
6th Wicket	GB Minns	D Russell	111	1992-93
7th Wicket	B Badenhorst	P Singh	175	2018-19
8th Wicket	SA Rees	KJ Coleman	89	2019-20
9th Wicket	CJ Arnold	HJ Thompson	99	2012-13
10th Wicket	NJ Condon	MD Cook	106*	1998-97

### SUB DISTRICTS / WAREHOUSE

1st Wicket	PD Kent	GM Currie	227*	1991-92
2nd Wicket	R Knights	GN Fitzpatrick	192	1977-78
3rd Wicket	PM Horgan	BA Pendergast	231*	2016-17
4th Wicket	JK Bowe	RB Graham	149	2008-09
5th Wicket	JK Bowe	JE Boyd	219*	2011-12
6th Wicket	IB Dewar	SD Farley	179	2002-03
7th Wicket	AA Coolwell	DJE Sulzer	191	2011-12
	SDM Fleming	SR Niven	191	2012-13
8th Wicket	DW Moorhouse	JE Boyd	130	2015-16
9th Wicket	ZT Pendergast	MB Irwin	69	2013-14
10th Wicket	MM Hughes	TB Gibson	39	2017-18

### OVER 40's GRADE

1st Wicket	JM Stoddart	WG Chapman	152	2007-08
2nd Wicket	JM Stoddart	PD Sherman	102	1999-00
3rd Wicket	JM Stoddart	SD Farley	148	2004-05
4th Wicket	MA Gulliver	RL McKenna	93	2015-16
5th Wicket	WR Hamburger	JR Whyte	79	2019-20
6th Wicket	ST Janes	L Poustie	97	2006-07
7th Wicket	RH Jones	PR Fryer	40*	2001-02
8th Wicket	P Spence	PE Lewis	44	2008-09
9th Wicket	P Spence	S Brandon	38	2009-10
10th Wicket	NI Harvey	BM Dascombe	46	2014-15

### LEGENDS T20 GRADE

1st Wicket	BM Shinnick	SG Law	70	2017-18
2nd Wicket	OS Gilchrist	AK Dudgeon	173*	2013-14
3rd Wicket	OS Gilchrist	DW Cottee	72*	2018-19
4th Wicket	JA Maddox	AA Coolwell	62	2014-15
5th Wicket	MP Du Payne	DW Cottee	66*	2017-18
6th Wicket	MP Du Payne	GW Mitchell	42	2013-14
7th Wicket	AJ Brown	GC Brown	32	2019-20
8th Wicket	JA Maddox	CJ Lanagan	28	2015-16
9th Wicket	AA Coolwell	DR Turner	28	2012-13
10th Wicket	RAJ Anderson	DR Turner	6*	2019-20
	RAJ Anderson	DR Turner	6	2013-14

### UNDER 19 GRADE

1st Wicket	BA Morgan	LD Pfeffer	203*	2008-09
2nd Wicket	ML Hayden	B Kincade	135	1990-91
3rd Wicket	SG Law	JM Walker	151	1985-86
4th Wicket	SG Law	GC Brown	162	1984-85
5th Wicket	MP Wade	T Anderson	103	1993-94
	M Denholm	DM Khan	103	1985-86
	TG Irvine	MT Richardson	103	1995-96
6th Wicket	TG Irvine	TC Scott	124	1995-96
7th Wicket	JM Stoddart	A Kerr	77	1981-82
8th Wicket	T Wolski	A Moran	94	1993-94
9th Wicket				
10th Wicket	K Bedford	RJ Toovey	61	1971-72

### UNDER 18 GRADE

1st Wicket	WG Chapman	GJ Saxby	184	1964-65
2nd Wicket	BC Marrinan	GD Harvey	176	1974-75
3rd Wicket	GW Mitchell	T Knox	241	1989-90
4th Wicket	A Milosevic	T Knox	159	1989-90
5th Wicket	M Griffen	P Gibson	164	1968-69
6th Wicket	PA Davis	MP Du Payne	140	1987-88
7th Wicket	DS Cuddihy	BM Shinnick	104	1990-91
8th Wicket	BA Clarke	T Rynders	115*	2003-04
	RD Heilbronn	J Waldron	115	1982-83
9th Wicket	A Gibson	D Hobson	122	1966-67
10th Wicket	KLM Harvey	AR Townsley	71	1999-00

### UNDER 16/17/18 LORD'S TAVERNERS GRADE

1st Wicket	GT Chapman	MA Baker	162	1993-94
2nd Wicket	TG Irvine	SP Myers	221	1993-94
3rd Wicket	TA Collier	FS Thomasson	193	2018-19
4th Wicket	AS Tollhurst	EG Du Payne	159*	2020-21
5th Wicket	JS Neill	HC McNeilly	153	2013-14
6th Wicket	JD Wildermuth	TF Whip	266	2010-11
7th Wicket	TJ Frisby	BA Clarke	203	2002-03
8th Wicket	NM McGill	MX Gonzalez	70	2016-17
9th Wicket	LG Petersen	HP Willmington	103*	2014-15
10th Wicket	DF Butt	AA Marriott	72	1997-98

### SCHOOLBOY (UNDER 15) GRADE

1st Wicket	T Drummond	GJ Power	135	1970-71
2nd Wicket	G McEwan	GD Harvey	117	1973-74
3rd Wicket	G McEwan	T Osborne	116	1973-74
4th Wicket	R Brown	A Schmidt	180	1958-59
5th Wicket	J Barker	D McKie	112	1970-71
6th Wicket	LT Bell	R Lavery	115	1966-67
7th Wicket	GN Power	M Dall	84	1971-72
8th Wicket				
9th Wicket				
10th Wicket	LT Bell	M Porter	57	1966-67

### WOMEN'S FIRST GRADE

1st Wicket	TE Brown	MM Brandon	286	1998-99
2nd Wicket	LJ Randall	K Sutherland	115	2018-19
3rd Wicket	VL Pickering	KL Rich	187	1994-95
4th Wicket	MC Hinkley	LK Muller	156	2020-21
5th Wicket	CR Knott	JA Bradley	157	2017-18
6th Wicket	VL Pickering	G Hall	185	1996-97
7th Wicket	EP Vallance	CN Lewis	47	2019-20
8th Wicket	LJ Randall	EAJ Reppion	64	2016-17
9th Wicket	NEE Lynch	EJ Charman	24	2017-18
10th Wicket	S Jeh	SL Maddox	41	2020-21

### WOMEN'S SECOND GRADE

1st Wicket	CN Lewis	TM Sunderland	87	2020-21
2nd Wicket	J O'Brien	M Stephenson	178	1985-86
3rd Wicket	CN Lewis	LA Sunderland	107	2020-21
4th Wicket	CN Lewis	NJ Wills	97	2016-17
5th Wicket	MT Kelly	JE Cope	66	2016-17
6th Wicket	NJ Wills	MB Ryan	52	2016-17
7th Wicket	A Van Eyk	MA O'Connell	58	1985-86
8th Wicket	FH Tiel	T Campbell	50	1983-84
9th Wicket	AE Barker	S Jeh	45*	2018-19
10th Wicket	LK Miller	ED O'Kane	30*	2020-21

### YOUTH GIRLS COMPETITION

1st Wicket	AL Harris	FY Goodwin	96	2019-20
2nd Wicket	GC Nankivell	AE Barker	51	2017-18
3rd Wicket	AL Harris	AJ Pollack	74	2018-19
4th Wicket	AL Harris	AE Spencer	40	2018-19
5th Wicket	AL Harris	VM Lakkoju	38	2018-19
6th Wicket	DG Bateman	ED O'Kane	20	2019-20
7th Wicket	DG Bateman	BH Ryan	22*	2019-20
8th Wicket	BA Lyons	A Gardner	11	2018-19
9th Wicket	BH Ryan	EL Smith	1*	2019-20
10th Wicket				

### PJ FRAWLEY MEMORIAL SHIELD

Highest Batting Partnership Recorded Each Season by Valley Players in Q.C.A. Fixture Matches from 1949-50 to 1960-61

Season	Players	Grade	Wicket	Runs
1949-50	DJ Greaves & E Cairns	Intermediate	Fifth	140
1950-51	R Jones & RR Shackleton	Intermediate	Third	124
1951-52	RP Easton & A McGill	Intermediate	Third	129
1952-53	JT Harten & RD Haupt	A	Second	135
1953-54	GB Nilsson & JK Bell	Intermediate	First	173
1954-55	JT Harten & DF Simpson	A	Third	128
1955-56	JG Collings & DR Grimwade	Reserve	Sixth	126
1956-57	JT Harten & CR Hossack	A	Fifth	135
1957-58	RD Haupt & BG Gibbs	Reserve	Third	196
1958-59	R Brown & A Schmidt	Schoolboy	Fourth	180*
1959-60	NJ King & L Hauritz	Intermediate	Second	111
1960-61	JT Harten & GM Egan	A	Third	188

## **CR THORNE MEMORIAL SHIELD**

Highest Batting Partnership Recorded Each Season by Valley Players in Q.C.A. Fixture Matches from 1961-62

Season	Players	Grade	Wicket	Runs
1961-62	WJ Grienke & DR Waddell	Reserve	Seventh	153
1962-63	WE Nolan & DG Kirkman	B	Fifth	127
1963-64	D Sinnamon & R Logan	C	First	256
1964-65	KL Biggs & LN Hegvold	Reserve	Third	212
1965-66	D Crane & TM Gannon	Reserve	Third	174
1966-67	JT Harten & ND Campbell	Reserve	Sixth	129
1967-68	JL Harten & KM Gunn	B	Second	123
1968-69	BR Leggat & SR Muspratt	B	Fourth	172
1969-70	RP Easton & D Magee	Reserve	Fourth	325
1970-71	WG Chapman & M Griffen	Reserve	Third	148
	CS Lane & D Magee	Reserve	Third	148
1971-72	R Hall & LT Bell	B	Fourth	198
1972-73	J Meldrum & MA Wise	C	Fifth	177
1973-74	CS Lane & T Sims	Reserve	Second	145
	CR Leggat & T Drummond	B	Eighth	145
1974-75	BC Marrinan & GD Harvey	Intermediate	Second	176
1975-76	G Waters & DS Skirving	B	Fourth	159
1976-77	KE Dudgeon & GJ Madders	A	Fourth	137
1977-78	WG Chapman & N McAuliffe	B	Third	266
1978-79	GM Egan & MA Wise	Second	Fourth	228
1979-80	DS Skirving & LA Dawes	Fifth (1)	Fourth	207
1980-81	C New & D Lee	Fifth (2)	First	164
1981-82	KC Wessels & GJ Madders	First	First	177
1982-83	AN Brown & TM Khan	First	Second	219
1983-84	D Toye & S Meredith	Third (1)	First	232
1984-85	AB Henschell & JF Welsh	First	Second	212
1985-86	AB Henschell & KC Wessels	First	Fourth	174
1986-87	M Gordon & LA Dawes	Fourth	Third	201
1987-88	PL Graham & BN Quinn	Second (1)	Fourth	216
1988-89	WG Chapman & W Leader	Fourth	Third	196
1989-90	GW Mitchell & T Knox	Under 18	Third	241
1990-91	SG Law & ML Hayden	First	Second	271
1991-92	ML Hayden & AJ Brown	First	Second	272
1992-93	ML Hayden & AB Henschell	First	Third	249
1993-94	TG Irvine & SP Myers	Under 16	Second	221
1994-95	ML Hayden & LA Carseldine	First	Fourth	314
1995-96	WJ Bramley & RL McKenna	Fourth	Third	209
1996-97	ML Hayden & LA Carseldine	First	Second	233
1997-98	AR Forbes & WJ Bramley	Third (1)	Third	198
1998-99	TE Brown & MM Br&on	Women's 1st	First	286
1999-00	TJ Tummon & JB Neill	Fifth (1)	First	222
2000-01	JB Neill & AK Dudgeon	Third	Third	213
2001-02	OS Gilchrist & GO Jones	Third	Fourth	247
2002-03	OS Gilchrist & BM Shinnick	First	Fifth	279
2003-04	AJ Brown & TC Scott	Second	First	169
2004-05	AJ Brown & RF Shaw	Third (2)	Second	216
2005-06	NJ Kruger & MC Bragg	First	Fourth	216
2006-07	AK Dudgeon & JG Dellit	Second	Third	198
2007-08	NJ Kruger & LA Carseldine	First	Second	239
2008-09	BA Morgan & L Pfeffer	Under 19	First	203*
2009-10	MA Macionis & JP Alexander	Sub Districts	Third	180
2010-11	JD Wildermuth & TF Whip	Under 18 L/T	Sixth	266
2011-12	JK Bowe & JE Boyd	Sub Districts	Fifth	219*
2012-13	AJ Gode & JT Spargo	First	Third	232
2013-14	NM & JM Francis	Fifth	Fifth	226
2014-15	MJE Wing & JS Neill	Second	Second	207
2015-16	MT Blackman & KE Bailey	Sixth (1)	Third	353*
2016-17	PM Horgan & BA Pendergast	Sub Districts	Third	231*
2017-18	LD Pfeffer & JH Beath	First	Third	194
2018-19	DM Perkins & TA Collier	Second	Third	228
2019-20	LR Stutter & OG West	Second	Second	240
2020-21	MJ Toolis & JS Neill	Second	Second	246



## OUTSTANDING BATTING ACHIEVEMENTS

### CENTURY IN EACH INNINGS OF A MATCH

	Player	Scores	Season	Grade	Opposition
1	AJ Brown	119 / 132	1991-92	First (day 2) / Second (day 1)	Sandgate-Redcliffe
2	JD Connolly	121 & 105	1969-70	Third	Balmoral/Wynnum

### 1,000 RUNS OR MORE IN A SEASON

	Player	Season	Total Runs	Grade	Runs
1	ML Hayden	1989-90	1 418	First	187
				First (One Day)	409
				Second	387
				Under 19	435
2	AJ Gode	2018-19	1 348	First	607
				First (One Day)	281
				First T20	460
3	TG Irvine	1993-94	1 250	Third	196
				Under 16	1 054
4	LD Pfeffer	2017-18	1 004	First	692
				First (One Day)	201
				First T20	111
5	AB Henschell	1992-93	1 002	First	705
				First (One Day)	297

## OUTSTANDING BOWLING ACHIEVEMENTS

1937-38	Third Grade dismissed Toombul/Sandgate for 9 (A Landry 4/5, B Thomas 3/4)
1972-73	Schoolboy Grade dismissed Sandgate-Redcliffe for 7 (GN Power 7/1, J Herbert 3/6)

### 100 WICKETS IN A SEASON

	Player	Wickets	Season	Grade
1	G Crispe	100	1964-65	Fourth

### 10 WICKETS IN AN INNINGS

	Player	Figures	Season	Grade	Opposition
1	JH Dawes	10/18	1998-99	First	Beenleigh/Logan
2	VR Gray	10/63	1933-34	Second	University
3	NJO McDermott	10/70	1924-25	Fourth	Wests

### 9 WICKETS IN AN INNINGS

	Player	Figures	Season	Grade	Opposition
1	AL Duncan	9/6	1958-59	Third	Toombul/Sandgate 1
2	SW Ayres	9/14	1914-15	First	Goodna
3	AL Duncan	9/23	1958-59	Second	Wests
4	J Voll	9/24	1999-00	B2 Sub Districts	Bayside Muddies
5	WE Nolan	9/27	1957-58	Third	Wests
6	JW McLaren	9/34	1907-08	First	South Brisbane
7	DG Larke	9/35	2017-18	Fourth	Western Suburbs
8	W Armstrong	9/74	1933-34	Second	Norths

### TWO HAT TRICKS IN ONE INNINGS

	Player	Figures	Season	Grade	Opposition
1	M Retchless	8/13	1957-58	Under 18	Toombul

### DOUBLE HAT TRICKS (4 Wickets in 4 Balls)

	Player	Season	Grade	Opposition
1	C Hoy	1951-52	Second	Toombul/Sandgate

## HAT TRICKS

	<b>Player</b>	<b>Season</b>	<b>Grade</b>	<b>Opposition</b>
1	V Macdonald	1899-00	First	Nundah
2	T Byrne	1902-03	First	Toombul-Nundah
3	AV Valley	1905-06	First	Oxley
4	JW McLaren	1906-07	First	Oxley
5	SW Ayres	1911-12	First	Toombul
6	A Hurwood	1922-23	First	N/R
7	J Stafford	1926-27	First	QCA Colts
8	A Hurwood	1930-31	First	Toombul
9	M O'Connell	1934-35	Third	Norths
10	D Johnston	1935-36	Second	Norths
11	SJ Ferguson	1937-38	Second	Toombul-Sandgate
12	WE Nolan	1938-39	Fourth	Toombul
13	EI Maguire	1939-40	Third	N/R
14	N Simpson	1946-47	Second	University
15	ND Campbell	1949-50	Third	Valley (1)
16	JD Spain	1949-50	Third	East-Balmoral
17	M O'Shea	1953-54	Fourth	N/R
18	BS Warlow	1955-56	Under 18	N/R
19	BS Warlow	1955-56	Under 18	N/R
20	AL Duncan	1955-56	Fourth	N/R
21	AJ T Bailey	1956-57	First	West
22	RL Barber	1957-58	Schoolboy	N/R
23	AL Duncan	1959-60	Second	N/R
24	JT Oliphant	1959-60	Schoolboy	N/R
25	BR Freeman	1963-64	Second	Souths
26	L Groves	1964-65	Under 18	Balmoral-Wynnum
27	A Gibson	1966-67	Under 18	Sandgate-Redcliffe
28	C Thorley	1966-67	Under 18	East
29	B Sharp	1966-67	Third	Balmoral-Wynnum
30	K Flanders	1967-68	Fourth	N/R
31	PH McMurdo	1969-70	Under 18	N/R
32	C Thorley	1970-71	Schoolboy	East
33	CR Leggat	1971-72	Fourth	Norths
34	DR O'Rourke	1976-77	Under 18	Wynnum-Manly
35	ST Janes	1978-79	Fourth	East 2
36	A Simcox	1980-81	Fourth	Toombul
37	A Simcox	1980-81	Fifth	West
38	RAJ Anderson	1992-93	Second	Gold Coast
39	MJ Ogilvie	1992-93	Sixth	Wynnum-Manly
40	CF Kempnich	1995-96	Sixth	Toombul
41	JW Watts	1996-97	Third (1)	Norths
42	MK Smith	1997-98	Third (2)	Sandgate-Redcliffe
43	DK Hickey	1997-98	B1 (Sub Districts)	Toombul
44	KG Tuite	1997-98	C1 (Sub Districts)	Stafford
45	SC Barlow	1998-99	Fourth (2)	Valley (1)
46	R Gmeinder	1998-99	B2 (Sub Districts)	Bayside Muddies
47	AR Townsley	1998-99	C2 (Sub Districts)	Brookfield
48	G Hall	1998-99	Women's First	Redbank Plains
49	BJ Creevey	1999-00	Fourth (1)	Beenleigh-Logan
50	A Mason	1999-00	B2 (Sub Districts)	Taringa Rovers
51	R Appruzzese	1999-00	C3 (Sub Districts)	Brookfield
52	MI Mortimer	2000-01	Under 18	Souths
53	TE Brown	2001-02	Women's First	Sandgate-Redcliffe
54	TE Brown	2002-03	Women's First	West
55	NM Hutton	2002-03	Fourth (2)	Valley (1)
56	NJ Condon	2003-04	Fifth (2)	Souths (1)
57	ST Barnard	2005-06	Over 40's	University
58	DC Ham	2007-08	B1 (Sub Districts)	Alexandra Hills
59	AK Dudgeon	2008-09	T20 Second	University
60	KIR McKay	2012-13	C2 (Sub Districts)	Rochdale South
61	HT Pedrola	2012-13	T20 Legends	Souths
62	JP Alexander	2013-14	C2 (Sub Districts)	Brackenridge
63	AJ Gode	2015-16	First	Toombul
64	DJ Cook	2015-16	Sixth (1)	South Brisbane
65	ML Taylor	2015-16	Sixth (2)	Redlands
66	JE Cope	2016-17	Women's Second	Gold Coast
67	KG Cronin	2017-18	Fourth	Western Suburbs
68	K Sutherland	2017-18	Women's First	University of Queensland
69	DJ Robinson	2019-20	C3 (Sub Districts)	West Brisbane
70	LT Cook	2019-20	C3 (Sub Districts)	West Brisbane
71	MM Hughes	2019-20	C3 (Sub Districts)	Ashgrove
72	JG Jones	2019-20	Women's Second	Redlands
73	GA Bond	2020-21	Women's Second	Sunshine Coast

## **THE FRANK & NOREEN VIDLER MEMORIAL TROPHY FOR CONTRIBUTION TO JUNIOR CRICKET**

The Frank & Noreen Vidler Memorial Trophy is an important trophy awarded to a player, coach, administrator, committee member, mentor or volunteer who has done something significant in relation to junior or youth cricket during the season as Frank Vidler loved to encourage young players to enjoy the game and improve their skills. Frank was a very fine fast bowler. In 225 premierships matches from 1948 to 1968 he took 486 wickets. 123 of those matches were in First Grade where he captured 273 wickets. Frank and Noreen were wonderful people and great supporters of the club. Thanks to the financial support of the Vidler family this trophy will be presented every year as long as the club exists.

Season	Winner	Achievement
2010-11	Jack Beath	Outstanding season as a player in junior and senior cricket
2011-12	Jai Lembryk	Outstanding season as a player in junior and senior cricket
2012-13	Gillian Bristow	Outstanding service as an administrator of junior cricket
2013-14	Steve Farley	Outstanding service as an administrator of junior cricket
2014-15	Emma Kirkland	Outstanding service as an administrator of junior cricket
2015-16	Martin Bell	Outstanding service as an administrator of junior cricket
2016-17	Karen Willis	Outstanding service as an administrator of junior cricket
2017-18	Robert Bailey	Outstanding service as an administrator of junior cricket
2018-19	Chris Zipf	Outstanding service as an administrator of junior cricket
2019-20	Andrew Warhurst	Outstanding service as an administrator of junior cricket
2020/21	Tracey McLagan	Outstanding service as an administrator of junior cricket



Another satisfied All Abilities Program participant.

# JUNIORS SECTION 2020/2021

## JUNIOR MANAGEMENT COMMITTEE & COACHING REPORT

We were all concerned how Covid would impact cricket and in particular junior cricket, however we were all pleasantly surprised when participation numbers were on par with previous years. Despite football running their own timetables, many juggled both codes and were looking for cricket after our lockdowns. The weather was kind for most of our junior programs despite the predictions of a wet summer because of a La Nina effect. However, Nina did not show up till late March, minimising lost playing time.

Virtual Zoom meetings were the way to go and the JMC got on with it in their usual cooperative and happy fashion. Our two reps on the Brisbane North Junior Cricket Association are Chris Zipf and Craig Willis. They are great ambassadors for the club and have continued to create a harmonious and functional relations with our affiliating association. The communication between junior clubs and the BNJCA is vital to ensure all comps get on the field and that any related issues are quickly dealt with. Well done to our reps here. I must say without any reservation, the folks on the Junior Management Committee are brilliant. Not only do they do a stellar job of getting all our teams up and running, they are a pleasure to deal with and make all communications pleasant. So, feel free to speak with them if you ever need any information or advice, you are in good hands.

Whilst not strictly under the JMC banner, but involving so many from the committee, is the All Abilities Program. In its second full year, this Friday afternoon program has just grown in stature and outcomes. We are now looking at the potential of transitioning some of the players into junior and senior cricket. A special mention to Kaz Willis for her tireless devotion to this program. This program (while not widely promoted) is huge for Valleys and should be acknowledged as one of the cornerstones of our club and a return to community.

One of the new initiatives undertaken this season was the Saturday night under lights development games for younger age groups. This proved to be very popular and spots were at a premium. The Valley vs Valley concept worked well and the added bonus of on-field intensive coaching was well received. By having a minimum of 2 and up to 4 on-field coaches, the ability to promote game awareness and highlight individual skill improvement techniques was invaluable. Aspects of field placements, bowler and batter analysis and flexible decision making helped players get a greater understanding of how to succeed in a game. Coaches discovered a few “unknown” players and also found areas of weakness that can be focused on in future coaching events.

Our roving under 8 and 9 specialist coaches (Marcus Zipf and Cam Willis) provide 20 minute, two on one skill sessions with individual players on a Monday and Tuesday nights. This is a fantastic resource that can improve a player almost instantly. Those struggling with bowling technique or basic bat swing can be quickly set right. I am still amazed when some teams say they do not need this for their team. You are passing up on gold.

Thanks to all the parents, coaches and managers who gave their time and energy to help cricket sides get on the park each week. I know it can be a huge task to organise but it is worthwhile in the end. I would encourage all bystanders to chip in and lend a hand. You do not need to know anything about cricket to lend a hand. For example, underarming a tennis ball to a player for 20 catches from 5 metre away allows the coach time to assist others or to observe and critique this catching technique.

We place a lot of emphasis on supporting our coaches and injecting as many coaching resources into the juniors as we can. Each year this expands. I know many parents are time poor but it is worthwhile learning a few basic tips that can help juniors. To this end, anybody, even those with no cricket knowledge can learn some hugely important but basic skills that set players up with a great foundation and improve their chances for greater success. It does frustrate me that we run many “coach the coach” sessions and only have a dedicated few turn up out of our massive ranks. I still continue to see the old ‘semi-circle of boredom’ catching drill. 10 kids waiting for a catch that they may drop every couple of minutes with only the coach getting any real skill improvement is just silly. There are so many more refreshing, active drills and ideas accessible. The Facebook page “Valley’s coaches’ corner” is set up with coaching videos, points of interest and technique analysis. You can ask questions and post ideas here too. If you are not on FB and are worried about conspiracy theories just join this page only....no pictures of cats and you can wear a tin foil hat just in case. Also note that FB is an important communication tool for events and news for our juniors. You can join the closed FB junior page by answering a couple of standard questions to ensure you are not a Soviet hacker.

Many of our juniors achieved great success on the field and were also chosen in representative sides within our region. One of the biggest advantages of getting selected in these teams is the chance to play more cricket. We wish them all the best for future championships matches. I am still believe that many players develop later in their cricket journey. The problem is keeping them in the game so they can develop to the best of their potential. How do we do that? Well there is no magic formula given the mix of competing interests in today's world. However, encouragement and allowing opportunity wherever possible may help. Let players understand their role. A hard fought 12 runs may be crucial to your team, bowling a maiden may force a wicket for other bowlers, stopping that great drive with a knockdown save lifts the team.

The club's and my own personal emphasis has always been to encourage all and look after the forgotten kids. We endeavour to provide all players with as much game development as we possibly can. As JMC chair and director of coaching, this has always been my driving force. More games wherever possible, with quality mentoring and guidance so that all get a go and learn from the experience. There are only 11 Australian Test players, so the wider the base from which they can be chosen, made up of cricket lovers of all abilities, the better the top eleven will be. To that end I encourage parents not to get completely focused on kids achieving representative status. It is not the end of the world if a player misses out. The selection process in any sport (particularly cricket) can be highly subjective. Junior selections can be driven by how big you are, when and where you batted and what physical strength you may have. Technique may have little to do with success. Statistics for under 12's may tell you a lot and at the same time tell you nothing. What I am saying is that the range of variables is huge and there is no formula. The only formula is to be as good as you can individually be. Unless you are Steve Smith there will always be someone better. Don't use this as an excuse, but as a motivator to work hard and enjoy. Don't forget enjoy..... Training sessions need to be enjoyable with purpose. Negative commentary like “bad shot” means nothing to a kid in the nets who got bowled 4 times in his 10 minutes. He knows it but how does he improve? He may have no opportunity to improve if he is currently out of his depth against superior bowlers. How do you fix the formula 1 car with a flat tyre?

You bring it into the pits and slow it down to a stop. Same with cricket kids and skills, peel them back to their very basic core. Use a parent or pair players up so you can help improve a simple skill. Ten simple throws with one simple technical point to do will be more meaningful than 50 balls, 30 of which are missed. Catching 50 catches with a soft ball in 3 mins with a technical tip is exponentially more beneficial than getting 5 catches in 10 minutes and dropping three with no advice on how to improve catching technique.

For what it is worth, there are always issues that can potentially take away from our sport and the general rules of club, community and acceptable norms. State schools becoming independent economic enterprises driven by corporate senses of wealth accumulation and one upmanship are outside the mantle of what I believe to be taxpayer funded community resources. Paying to shoot hoops on the school outdoor basketball creates a precedent that could be never ending. An ethos of “this space goes to the highest bidder” creates many types of problems. Major issue here is, if you are cashed up you are good to go. The days of having a net at the local school with your mates is rapidly becoming a thing of the past. The user pays mentality has not considered the currency of goodwill and sense of community. It could be said that the user, being a taxpayer, has indeed already paid. I am sure the media would jump at a story of wayward kids doing some “hoonish” activity but not question why? Perhaps they could have been kicking a footy, whacking a cricket ball or shooting some hoops at the local school. Thankfully this is not commonplace and schools are the lifeblood of the game and junior cricket. Without their continued support and grace there would be nowhere to play.

As mentors of junior sport there are many things we can learn from seniors playing the game. There also things we need to remember as being part of a club. Being coaches, managers or just parents it is hard to address slipping standards of how we play and act. However, the poor standards we walk past are those we accept. Talk is cheap and all the rhetoric around spirit, culture, encouragement and fairness go out the door the moment we ignore failures in these areas, or worse deny their existence at all. When we lose sight of what a club means and the importance of friendship and helping other club members and become simply a corporate identity focused on growth at all costs, then the sense of club is gone. Cricket Australia undertook a cultural review after “sandpaper gate” and there were 42 recommendations made. Some of these highlight aspects that are highly relevant to junior cricket and overall club values. The actual communication to players about what are acceptable values and asking players how they feel with regard to their place in the game is one of note. Another is the elevation and respect of umpires and is something that has to be demonstrated and enforced. Youth players witnessing arrogant and petulant outbursts will only consider this the norm and accepted behaviour. Aspects of harassment and bullying are around us in match play and in off field events.

Do not let it slide, do not look the other way or look for excuses. No action, means no consequences, which in turn leads to further growth of poor behaviour. This review also mentioned that leadership and accountability go to the top of the structure and to blame individuals is simply an easy way out. When things slip and are accepted over a long period of time there is usually an adjustment needed. Poor culture thrives when nothing happens, people are afraid to speak out and poor principles appear to be condoned or even glorified. Sorry to be a merchant of warning but I feel by remaining vigilant, using common sense, raising awareness, reporting breaches and rewarding positive behaviour can only result in happier players and officials. Cricket can be a tough game, so enjoying being there when you have got none for 15 off 2 overs, dropped a catch and got a duck, takes more than just a love of the game. Being talented and successful does not always mean you enjoy it either. The enjoyment factor must be fostered through multiple avenues of friendship, encouragement, small goals, positive development and celebration of others success.

The transition from juniors to seniors is a massive and important step for the survival of cricket and clubs themselves. Valleys has done a very good job over the past ten years by focusing on welcoming and developing players. Mentoring of these transition players throughout the grades is to be applauded. Mentoring done by older players of debutants is often not acknowledged. Junior players are in the same team each week and a sense of familiarity grows. In the seniors, players need to be proactive, meet new people and might be in a several different teams over several weeks. This can be a massive culture shock. With this in mind it is incumbent on senior players/club to set the best example possible to young players as well as the family supporters. To keep a positive culture is paramount for this to continue. It is not something that just happens, but has to be reinforced and built. If it is not, players of all abilities will simply choose to do something else. I would encourage all parents and players nearing the end of their junior pathway to consider introducing themselves to club coaches and to attend a “come and try night” to mix into a general club training night. This provides an opportunity to ask questions and begin to feel at home outside of your comfort zone.

Thanks for your continued support in all things cricket and being part of this lifelong experience called ‘cricket.’

**Clinton “George” Kempnich**  
**Chairman Junior Management Committee**  
**Director of Junior Coaching**  
**CA Level 3 High Performance Coach**  
**VDCC Life Member**

**KEEPING YOUTH BUSY IN SPORT**

## JUNIOR TEAM COACHES & MANAGERS FOR 88 TEAMS

Age Group	Team	Coach	Manager
<b>Open Div</b> (5 teams)	Green	Tim Cope	Steve Marton
	Grey	Richie Vidler	Peter Hilditch
	Orange	Chris Swift	Veronica Niblett
	White	Clayton Bray	Andrea Hurwood
	Yellow	Luke Treston	Geoff Waite
<b>Under 15</b> (7 teams)	Blue	Paul Collins & Luke Garske	Jim Gordon
	Gold	Terry Gurr, Peter Barr (Post)	Clare Conway, Ben Jacobsen (Post)
	Green	Rob Dunne	Nicola Buck
	Grey	Phil Tinetti	Darren Jones
	Orange	Matthew Nickelson	Mark Frost
	Purple	Matt Forrester	Cameron Nisbett
	White	Rod Huntley	Karyn Smith
<b>Under 14</b> (5 teams)	Blue	Peter Barr & Matthew Wilcox	Mark Small
	Gold	Nick Winwood	Sarah Hawthorne, Steve Frankel (Post)
	Green	Ben Wallwork	Gil Penrose
	Maroon	David Gant	Jacqui Greaves
	Orange	Josh Neill	Andrew Barron
<b>Under 13</b> (6 teams)	Green	Jack O'Brien	Sandy Miller
	Grey	Brian Polich	Cindy & John Bacalakis
	Navy	Chris Smith & Cameron Mercer	Sean Rothwell
	Orange	Julian Cosmi	Cameron Jackson
	Red	Blake Micallef	Vanessa Parsons
	Silver	Gavin Richards	Joelle Brewer
<b>Under 12</b> (15 teams)	Amber	Mark Russo	Joanne Russo
	Aqua	Paul Szumowski	Danny Clementson
	Black	Alistair Whitta	Brett and Peta Spence
	Blue	Steve Wessling	Nicola O'Ryan
	Gold	Luke Nothdurft	Brian Petersen
	Green	Chris Meade, Greg Noon (Post)	Jason Karoly, Damien Butler (Post)
	Grey	Steele Tallon & Craig Smith	Roger Cook
	Maroon	Simon Marlow	Shelley Carter
	Navy	Daniel Hayes	Clint and Louise Easter
	Orange	Phil Cray	Bex Betteridge
	Purple	Colin Cavanagh and Luke Forrest (Pre)	Joel Hockey
	Red	Andrew Carlson	Belinda McCormack
	Silver	Darryl Vaughan and Scott Hooper	Helen Stonell
	White	Monty Wadhvani	Charutta Wadhvani
Yellow	Greg Noon	Sarah Thomas	
<b>Under 11</b> (15 teams)	Aqua	Mick Moy	Chris Cahill
	Black	David Blakemore	Melissa Blakemore
	Blue	Shaun O'Leary	Julia Thurgood
	Brown	Jonny Levy, Duncan Gorham (Post)	Duncan Gorham
	Gold	William Stafford	Kirsty Clune, Bill Mauger (Post)
	Green	Kieren Barker	Robert Isaac
	Grey	Andrew Schimke and Matt Toon	Deanna Kershaw
	Maroon	Marc Banvill	Ryan Spain
	Navy	Gerard Williams	Tim Gordon
	Orange	Robert Dunne, Ben Gordon (Post)	Caroline O'Connor
	Purple	Jack Beath	Anna Cox
	Red	Paul Rabie	Peter Tierney
	Silver	Jeremy Bird	Sam Barrett
	White	Isaac Lynn	Donna Lynn
Yellow	Ian Bathgate	Yolanda Ferguson	

## JUNIOR TEAM COACHES & MANAGERS continued

Age Group	Team	Coach	Manager
<b>Under 10</b> (14 teams)	Amber	Ben Whittaker	Meg Whittaker
	Aqua	Michael Boughton	Eileen Lambley
	Black	Andrew Deane	Steven Canning
	Blue	James Macaulay	Emily Rogers
	Brown	Tim Jackman	Dimity Germon
	Gold	Michael Wise	Scott Read
	Green	Michael Carey & Darryl Watherston	Rochelle Carey
	Grey	Sam Thies	Vanessa Johansen
	Maroon	Brett Mastenbroek	Karen Mastenbroek
	Navy	David Bamford	Haley Russell
	Orange	Doug Pye	Mark Scanlan
	Purple	Greg Cahill	Peter Ryan
	Red	Andrew Colen	Danita Martin
	Silver	Julian Farrugia	Michael Garrett
<b>Under 9</b> (12 teams)	Bulls	Rory O'Shea	Franki Simmons
	Colts	Ben Maddox	Deb Maddox
	Crocodiles	Ben Guest	Jared Robinson
	Dolphins	Alex Rose	Ben Wallwork
	Falcons	James Durkin	Lisa Durkin
	Kangaroos	Andrew Quinn and Andy Smith	Lauren Quinn
	Koalas	Ryan Emmerson and Ben Bridges	Caitlin Oliver
	Lions	Jason Nowlan	Sarah Bender
	Rams	Damien Greig	Trent Taylor
	Redbacks	Matthew Newlands	Andrea Mill
	Sharks	Ian McLean	Joanne Russo
	Stingrays	Brendan McConville	Clare Murray
<b>Under 8</b> (9 teams)	Brumbies	Richard Katter	Jade Warren
	Crows	Nick Hipwood	Liz Larkin
	Eagles	Andrew Schimke	Hollie Booth
	Geckos	Michael Wise	Emily Elliott
	Hawks	Mat and Kerri Sibree	Kate King
	Marlins		Meg Brown
	Taipans	Simon Hambleton	Niall Carey
	Wallabies	David Hutchinson	Prue McClean
	Wombats	Peter Wise	Tammie Lawrie and Tim Gordon

## JUNIOR GIRLS TEAM COACHES & MANAGERS FOR 8 TEAMS

Age Group	Team	Coach	Manager
<b>Under 8</b>	Kookaburras	Matt Smith	Charlotte Smith
<b>Under 11</b> (3 teams)	Azure	Kiara Wood (Post)	Jodie Vickery (Post)
	Ruby	Steven Donohue	Darron Laing
	Sky	Warwick Walsh & Matt McAndrew	Susan Blumhardt
<b>Under 13</b> (3 teams)	Azure	Phil Tinetti	Nicole Edwards Kalaf
	Emerald	Warwick Penrose	Katrina Chiu
	Sky	Phil Connell	Adam Callaghan
<b>Under 15</b>	Azure	Grant Mitchell & Shane O'Kane	Alistair Jones

# BRISBANE NORTH JUNIOR CRICKET ASSOCIATION TEAM POINTS TABLES

The points below are taken from the BNJCA website. They are based on results and statistics entered into the MyCricket system by club and team volunteers.

## OPEN DIVISION FORREST Pre-Christmas

St Patricks Green	43.77
Albany Creek Eagle Hawks	36.42
Redcliffe City Cyclones	35.08
<b>Valley Yellow</b>	<b>17.23</b>

## OPEN DIVISION LYNN Pre-Christmas

Toombul Red	56.30
Toombul Blue	47.41
<b>Valley White</b>	<b>39.90</b>
Albany Creek Sea Hawks	32.13
<b>Valley Orange</b>	<b>21.76</b>
Wilston-Norths Red	16.53

## OPEN DIVISION RENSHAW Pre-Christmas

Wilston-Norths Blue	47.98
<b>Valley Grey</b>	<b>39.94</b>
<b>Valley Green</b>	<b>39.18</b>
Wilston-Norths Black	15.88

## OPEN DIVISION CLARKE Post-Christmas

Albany Creek Falcon Hawks	37.77
<b>Valley Green</b>	<b>30.44</b>
Toombul Red	26.69

## UNDER 16 PRESTWIDGE GIRLS Pre-Christmas

Sandgate-Redcliffe Mooney	71.00
Wilston-Norths Raiders	47.73
Ferny Gold	43.29
<b>Valley Azure</b>	<b>13.09</b>

## UNDER 16 JONASSEN GIRLS Post-Christmas

Sandgate-Redcliffe Mooney	55.23
Wilston-Norths Warriors	44.35
Ferny Green	29.24
<b>Valley Azure</b>	<b>13.49</b>

## UNDER 15 HOPES Pre-Christmas

<b>Valley Orange</b>	<b>53.39</b>
Albany Creek Eagle Hawks	38.12
Toombul Blue	37.05
Wilston-Norths Green	36.81
Sandgate-Redcliffe Dixon	32.48
<b>Valley Green</b>	<b>23.67</b>

## UNDER 15 REARDON Pre-Christmas

<b>Valley Grey</b>	<b>40.02</b>
Sandgate-Redcliffe Pink	38.29
<b>Valley Blue</b>	<b>32.33</b>
The Lakes Blue	29.48
St Patricks Green	<b>21.07</b>
Sandgate-Redcliffe Walters	12.71

## UNDER 15 SIMPSON Pre-Christmas

Wilston-Norths Ferny	56.30
Albany Creek Seahawks	46.70
<b>Valley White</b>	<b>36.86</b>
Toombul Gold	<b>31.77</b>
<b>Valley Purple</b>	<b>19.57</b>
<b>Valley Gold</b>	<b>12.76</b>

## UNDER 15 CUTTING Post-Christmas

Sandgate-Redcliffe Pink	46.72
<b>Valley Gold</b>	<b>33.95</b>
Albany Creek Fire Hawks	26.38

## UNDER 15 FITNESS Post-Christmas

<b>Valley Grey</b>	<b>50.52</b>
Knights Blue	37.92
Albany Creek Sea Hawks	21.29
Sandgate-Redcliffe Walters	5.16



# BRISBANE NORTH JUNIOR CRICKET ASSOCIATION TEAM POINTS TABLES continued

## UNDER 14 BRACKEN Pre-Christmas

Albany Creek Falcon Hawks	39.90
Albany Creek Eagles Hawks	37.17
<b>Valley Blue</b>	<b>33.76</b>
<b>Valley Orange</b>	<b>33.18</b>
Toombul Blue	31.49
Wilston-Norths Green	19.41

## UNDER 14 HARRIS Pre-Christmas

<b>Valley Green</b>	<b>49.68</b>
<b>Valley Maroon</b>	<b>49.51</b>
Ferny Districts	35.97
Wilston-Norths Black	33.12
Albany Creek Hawks	19.15
<b>Valley Gold</b>	<b>16.43</b>

## UNDER 14 LEHMANN Post-Christmas

Albany Creek Night Hawks	43.62
Ferny Green	42.40
Albany Creek Falcon Hawks	30.37
<b>Valley Maroon</b>	<b>22.24</b>
<b>Valley Gold</b>	<b>21.22</b>
Albany Creek Hawks	14.44

## UNDER 13 BURNS Pre-Christmas

<b>Valley Navy</b>	<b>54.27</b>
Wilston-Norths Bronze	47.87
Albany Creek Tomahawks	41.89
<b>Valley Green</b>	<b>28.15</b>
Toombul Grey	21.89
Ferny Green	19.47

## UNDER 13 HENSHELL Pre-Christmas

Wilston-Norths Red	55.24
<b>Valley Grey</b>	<b>49.87</b>
Toombul Gold	33.26
Wilston-Norths Teal	31.25
Wilston-Norths White	29.99
<b>Valley Silver</b>	<b>20.37</b>

## UNDER 13 TOWNSEND Pre-Christmas

Wilston-Norths Green	47.99
Toombul Silver	47.66
<b>Valley Red</b>	<b>46.03</b>
Wilston-Norths Grey	30.16
<b>Valley Orange</b>	<b>29.63</b>
Wilston-Norths Purple	15.75

## UNDER 13 GILBERT Post-Christmas

<b>Valley Orange</b>	<b>42.97</b>
Toombul Grey	40.54
Ferny Green	21.44
Wilston-Norths Green	10.93

## UNDER 13 MARSH Post-Christmas

Ferny Red	44.79
Albany Creek Tomahawks	41.84
Wilston-Norths Purple	25.05
<b>Valley Silver</b>	<b>13.37</b>

# REPRESENTATIVE PLAYER DEVELOPMENT COMPETITIONS

Each year, many Valleys junior players participate in the trial process for representative cricket, striving for selection in Brisbane North (BNJCA) representative teams that compete in either State Championships or other junior development carnivals.

## U12 CASEY CUP

## U13 REEVESIE CUP

## U14 ANSTEY LA FRANTZ SHIELD

Played over consecutive Sundays on turf wickets, these competitions form part of the trial process for selection in these BNJCA representative teams. They also provide an important development opportunity for those selected to play cricket at a higher level than the regular Saturday morning junior club competition.

<b>UNDER 12 CASEY CUP</b>			
Team	Team Name	Wins	Points
1	<b>Philp</b>	2	<b>9.21</b>
2	<b>Netto</b>	2	<b>6.66</b>
3	<b>Wright</b>	1	<b>5.25</b>
4	<b>Kerr</b>	0	<b>2.89</b>

For many Valley junior cricketers, the **Casey Cup** is the first step in representative cricket. Four teams selected from the Under 12 Stage 1 trial process play three 50 over games at the South Pine Sporting Complex (Albany Creek).

This year's competition saw the Netto team edge out the Philp team (two wins each) to finish on top of the points table. Congratulations to the following Valleys players in Casey Cup teams.

**Netto:** Matthew Petersen and Harry Weibgen

**Philp:** Lachlan Szumowski

**Wright:** Oliver Mellick, Joshua Pope and Archer Tallon

**Kerr:** Mitchell Ackermann, Theo Bacalakis, Oliver Hayes and Andy Mercer

<b>UNDER 13 REEVESIE CUP</b>			
Team	Team Name	Wins	Points
1	<b>Thunder</b>	3	<b>29.34</b>
2	<b>Scorchers</b>	1	<b>19.83</b>
3	<b>Hurricanes</b>	1	<b>15.18</b>
4	<b>Heat</b>	0	<b>11.79</b>

The **Reevesie Cup** saw four teams selected from the Under 13 Stage 1 trial process play three 50 over games at the Everton Cricket Club.

This year's competition saw the undefeated Thunder team perform strongly and win all three of their matches to take out this year's cup. Congratulations to the following Valleys players in Reevesie Cup teams.

**Thunder:** Angus Clark

**Scorchers:** Hugh Burke, Cooper Lush, Jack Mercer, Harrison Reck and Ben Rothwell

**Hurricanes:** Elliott Gillman and Finn Wark

**Heat:** Thomas Brant, Xavier Cheesman, Dominic Scott and Luke Ward

<b>UNDER 14 ANSTEY LA FRANTZ SHIELD</b>			
Team	Team Name	Wins	Points
1	<b>Lions</b>	2	<b>22.05</b>
2	<b>Redbacks</b>	2	<b>20.99</b>
3	<b>Tigers</b>	1	<b>15.40</b>
4	<b>Bushrangers</b>	1	<b>14.42</b>

Valleys were well represented in the Anstey La Frantz (ALF) Shield competition played at Curlew Park, Sandgate.

This year's competition saw the Lions and Redbacks win two games each, with the Lions finishing in front on points to collect the ALF Shield. Congratulations to the following Valleys players in ALF teams.

**Lions:** Lucas Bryan, Harry Gulliver, Sam Lewis, Sam Wallwork and Harrison Willis

**Redbacks:** Jayden Draper, Thomas Keogh, Lachlan McCall and Will Tozer

**Tigers:** James Brandon, Harry Frost, Louis Morris & Nick Scott

**Bushrangers:** Ted Challenor and Flynn Cleary

## BNJCA Representative Teams

From these competitions, a number of Valleys junior players were selected represent the Brisbane North at Hub Challenges (held this year in lieu of State Carnivals with matches played against BEARS, Sunshine Coast and Wide Bay) and other junior development carnivals.

### U12 State Championship (Southern)

Theodore Bacalakis

### U12 Development (Healy Cup, Albany Creek)

Alexander Bacalakis, Andy Mercer and Joshua Pope – Maroon  
Lachlan Szumowski and Archer Tallon – Blue

### U13 Championship (Hub Challenge)

Hugh Burke, Luke Ward

### U13 Development (Les Kinnane Shield, Ipswich)

Elliott Gillman and Xavier Cheesman – Maroon  
Cooper Lush, Ben Rothwell and Braidyn Polich – Blue

### U14 Championship (Hub Challenge)

Harry Frost, Jayden Draper and Samuel Lewis. All three players were also selected in the City Fever Team.

### U14 Development (Sunshine Coast)

Ted Challenor, Sam Wallwork and William Tozer – Blue  
Development

Nicholas Scott, James Brandon, Flynn Cleary and Lucas Bryan – Maroon Development

The following U15 players were selected in Brisbane North representative sides from trials, and from performance in The Lord's Taverners competition and northside Premier Club U15 Development competition.

### U15 Championship (Hub Challenge)

William Nickelson, Joe Sorby, Billy Nuss and Callum Vidler

### U15 Development (Sunshine Coast)

Dylan Hollins, Daniel Johnson and Tom Hallion

# HONOUR BOARD PERFORMANCES 2020/21

## JUNIOR GRADES U11 – OPEN

### TOP 10 RUN-SCORERS

	Player	Team	Inns	Runs	Avg
1	Hugh Clementson	12 Aqua	8	598	199.33
2	Joel Colen	12 Gold	14	533	41.00
3	Ethan Cross	12 Purple	15	496	55.11
4	Adam Noon	12 Yellow/Green	15	478	68.29
5	Lewis Gordon	11 Orange	17	453	-
6	Matthew Casey	12 Gold	15	439	48.78
7	Armaan Timblo	13 Green	5	438	219.00
8	Jay O'Neill	12 Purple	15	422	60.29
9	Ezra Day	12 Purple	15	404	44.89
10	Aamay Wadhvani	12 White	8	393	98.25

### TOP 10 WICKET-TAKERS

	Player	Team	Matches	Overs	Runs	Wkts	Avg	BBowl
1	Heath Tallon	15 Grey	8	47.3	160	19	8.42	5/31
2	Aidan Schimke	11 Grey	17	44	245	18	13.61	4/14
	Jasper Barker	11 Green	15	42	246	18	13.67	3/10
4	Declan Spain	11 Maroon	14	32.1	161	17	9.47	3/17
	Blake Guest	11 Green	16	41	215	17	12.65	3/15
	Eli Schefe	11 Grey	16	44	260	17	15.29	3/12
7	George Kleinschmidt	12 Grey	9	36	87	16	5.44	4/7
	Jack Stafford	11 Gold	15	43	264	16	16.50	2/9
9	Archer Tallon	12 Grey	9	41	138	15	9.20	3/5
	Aamay Wadhvani	12 White	8	32.2	141	15	9.40	4/17
	Lucas Hancock	15 Purple	10	48.1	242	15	16.13	5/12
	James Butler	12 Green	14	48	284	15	18.93	4/9

### 5 WICKETS OR MORE IN AN INNINGS

	Player	Team	Figures
1	Jonathon Tennakoon	12 Black	6/6
2	Jack Easter	10 Amber	6/13
3	Luc Jacobsen	15 Gold	6/36
4	Nicholas Anderson	10 Orange	5/6
5	Henry Germon	10 Brown	5/10
6	Lucas Hancock	15 Purple	5/12
7	Henry Germon	10 Brown	5/13
8	Angus Marlow	10 Navy	5/15
9	Samuel Wilcox	14 Blue	5/16
10	Henry Germon	10 Brown	5/18
11	Adam Johansen	10 Grey	5/21
12	Jack Easter	10 Amber	5/22
13	Jenson Cook	Open Green	5/23
14	Cooper O'Reilly	11 Purple	5/24
15	Hayden Jones	15 Grey	5/26
16	Heath Tallon	15 Grey	5/31
17	Jack Fitzpatrick	Open Orange	5/47

### HAT TRICKS

	Player	Team	Figures
1	Charlie Brewer	9 Redbacks	3/5
2	Rocco Ryan	10 Navy	3/4
3	William Whalan	10 Blue	5/4
4	Monty Knowles	10 Blue	3/29

### TOP 10 FIELDING DISMISSALS (including 'keepers)

	Player	Team	Matches	Catches	Stumpings	Total
1	Elliott Gillman	13 Red	5	4	12	16
2	Aidan Schimke	11 Grey	17	11	1	12
3	Francis Heenan	12 Red	12	11	0	11
4	Callum Petersen	12 Gold	15	10	0	10
	Hamish Sorensen-Bews	15 Grey	10	10	0	10
6	Ethan Cross	12 Purple	15	9	0	9
	Jim McCall	Open Orange	5	7	2	9
	William Nickelson	15 Orange	5	5	4	9
	Xavier O'Sullivan	14 Green	5	9	0	9

### CENTURY SCORERS

	Player	Team	Runs
1	Armaan Timblo	13 Green	174*
2	Jack Mercer	13 Navy	164*
3	Saxon Jeh	15 White	138*
4	Oliver McGauley	12 Blue	132
5	Hugh Clementson	12 Aqua	131*
6	Hugh Clementson	12 Aqua	130*
7	Hugh Clementson	12 Aqua	123*
8	Leo Barnard	12 Aqua	119*
9	Finn Wark	13 Orange	117*
10	Benjamin Conway	15 Gold	114*
	Samuel Brown	Open Grey	114*
12	Adam Noon	12 Yellow	113*
13	Armaan Timblo	13 Green	112*
14	Braidyn Polich	13 Grey	110*
15	Luke Duncan	13 Navy	109*
16	Lucas Frankel	14 Gold	107*
17	James Brandon	14 Maroon	103*
18	Oliver Hayes	12 Navy	102*
	Luke Ward	14 Blue	102*
20	Aamay Wadhvani	12 White	101
21	Ezra Day	12 Purple	100*
	Oliver Boiston	Open Green	100*
	Thomas Brant	13 Navy	100*

## HALF-CENTURY SCORERS

	Player	Team	Runs
1	Ashton Wark	15 Purple	99
2	Hamish Penrose	Open White	94*
3	Andy Mercer	12 Aqua	93
4	Joel Colen	12 Gold	92
5	Daniel Johnson	15 Green	91*
	James Brandon	14 Maroon	91*
	Zachary MacKenzie	12 Green	91
8	Elliott Gillman	13 Red	90*
	Sam Wallwork	14 Green	90*
10	Callum Petersen	12 Gold	89*
	Hugh Clementson	12 Aqua	89
12	Joel Colen	12 Gold	87
13	Harry Franklin	12 Navy	86*
	Thomas Tozer	15 Blue	86*
	Jonah Wilde	12 Navy	86
16	Jonathon Tennakoon	12 Black	84*
	Luc Jacobsen	15 Gold	84*
18	Aamay Wadhvani	12 White	83
	Jude Seton	15 Grey	83
20	Ted Challenor	14 Orange	81
21	Luc Jacobsen	15 Gold	80*
22	Lucas Bryan	14 Green	79
	Mason Malone	14 Gold	79
24	Fred Steane-Bear	Open Green	78*
	Hamish Sorensen-Bews	15 Grey	78*
	Lewis Hill	12 Orange	78*
27	Aadya Wadhvani	12 White	77*
28	Francis Heenan	12 Red	76*
	Matheesha Dassanayaka	12 White	76*
30	Dominic Scott	13 Navy	75
	Guy Hilditch	Open Grey	75
	William Nickelson	15 Orange	75
33	Albie Betteridge	12 Orange	74*
	William Tozer	14 Maroon	74*
35	Thomas Wex	15 Blue	73*
36	Mitchell Spence	12 Black	72*
37	Aadya Wadhvani	12 White	71*
	Benjamin Conway	15 Gold	71
39	Flynn Horton	14 Green	70*
	Luke Carter	12 Maroon	70*
	Hamish Penrose	Open White	70
	Kingston Anderson	12 Blue	70
43	Harry Frost	15 Orange	69*
	Jack Mercer	13 Navy	69*
	Ryan Logan	Open White	69*
	Ted Barron	14 Orange	69*
	Jock Horton	Open Grey	69
	Tom Hadfield	12 White	69
49	Jonathon Tennakoon	12 Black	68*
	Ben Sinclair	12 Blue	68
51	Andrew Carlson	12 Red	67*
	Jude Seton	15 Grey	67*
	Theodore Bacalakis	13 Grey	67*
	Armaan Timblo	13 Green	67
	Saxon Jeh	15 White	67
56	Aamay Wadhvani	12 White	66*
	Alexander Barr-Thomson	14 Blue	66*
	Balthazar Basha	12 Red	66*
	Benjamin Conway	15 Gold	66*
	Dominic Scott	13 Navy	66*
	Flynn Cleary	15 Orange	66*
	Jonah Wilde	12 Navy	66*
63	Adam Noon	12 Yellow	65*
	Benjamin Conway	15 Gold	65*
	Lucas Bryan	14 Green	65*
	Ryan Royce	14 Orange	65*
67	Matthew Casey	12 Gold	64*
	Thomas Hurwood	Open White	64*
	Tom Hadfield	12 White	64*

	Player	Team	Runs
67	Hamish Penrose	Open White	64
	Makoto Cook	12 Grey	64
	Ted Barron	14 Orange	64
73	Ethan Cross	12 Purple	63*
	Oliver Dauber	13 Red	63*
	Cooper Stuart	12 Green	63
	Hugh Burke	14 Maroon	63
77	Heath Tallon	15 Grey	62*
	Matthew Casey	12 Gold	62*
80	Xavier Copley	15 Gold	62
	Elliott Hockey	12 Purple	61*
	Luke Carter	12 Maroon	61*
	Christian Sorensen-Bews	15 Grey	61
85	Joel Colen	12 Gold	61
	Lewis Hill	12 Orange	61
	Julian Spence	14 Maroon	60*
	Robert Cochrane	14 Green	60*
	Sam Wallwork	14 Green	60*
	Elliot Hanna	12 Grey	60
	Hamish Sorensen-Bews	15 Grey	60
	Jonah Wilde	12 Navy	60
91	Callum Petersen	12 Gold	59*
	Cameron Willis	Open Orange	59*
	Hamish Sorensen-Bews	15 Grey	59*
	Julian Spence	14 Maroon	59*
	William Tozer	14 Maroon	59*
	Alexander Bacalakis	13 Grey	59
	Benjamin Reinke	15 Green	59
	Lewis Hill	12 Orange	59
99	Archer Tallon	12 Grey	58*
	Archer Tallon (2 <sup>nd</sup> )	12 Grey	58*
	Ethan Cross	12 Purple	58*
	Harry Franklin	12 Navy	58*
	Mason Houlihan	Open Orange	58*
	Luke Carter	12 Maroon	58*
	Fred Steane-Bear	Open Green	58
	Leo Henry	15 Orange	58
	Tom Hallion	15 Orange	58
	Oliver Hayes	12 Navy	58
109	Fred Steane-Bear	Open Green	57*
	Hamish Telfer	Open Orange	57*
	Luke Carter	12 Maroon	57*
	Matthew Casey	12 Gold	57*
	Patrick Hopes	13 Grey	57*
	Oliver Buck	15 Green	57
	Ryan Gant	14 Maroon	57
	Zachary MacKenzie	12 White	57
117	Cameron McPhee	13 Grey	56*
	Hugh Clementson	12 Aqua	56*
	Lachlan McCall	15 Orange	56*
	Lachlan Szumowski	12 Aqua	56*
	Levi Carroll	14 Gold	56*
	Samuel Brown	Open Grey	56*
	Thomas Hurwood	Open White	56*
	Daniel Fitzgerald	Open Yellow	56
	Dominic Scott	13 Navy	56
	Guy Hilditch	Open Grey	56
	Makoto Cook	12 Grey	56
128	Lachlan Szumowski	12 Aqua	55*
	Roman Watt	15 White	55*
	Rory O Keeffe	14 Orange	55*
	Thomas Tozer	15 Blue	55*
	Toby Campbell	12 Navy	55*
	Xavier Copley	15 Gold	55*
	Zachary MacKenzie	12 Green	55*
	Archer Tallon	12 Grey	55
	Elliot Reid	15 Gold	55
	Nicholas Scott	14 Green	55

### HALF-CENTURY SCORERS (continued)

	Player	Team	Runs
138	Ezra Day	12 Purple	54*
	Theodore Bacalakis	13 Grey	54*
	Fletcher Wessling	12 Blue	54
141	Christian Sorensen-Bews	15 Grey	53*
	Darren Roberts	13 Orange	53*
	Dominic Scott	13 Navy	53*
	Harry Vickery	11 Silver	53*
	Harry Weibgen	13 Orange	53*
	Jack Swift	Open Orange	53*
	Joel Colen	12 Gold	53*
	Lachlan Szumowski	12 Aqua	53*
	Matthew Casey	12 Gold	53*
	Nicholas Scott	14 Green	53*
	Albie Betteridge	12 Orange	53
	Balthazar Basha	12 Red	53
	Mack Kumala	12 Aqua	53
	154	Aidan Schimke	11 Grey
Alexander Barr-Thomson		14 Blue	52*
Cooper Hughes		13 Orange	52*
Cooper Lush		14 Blue	52*
Dylan Treston		Open Yellow	52*
Jay O'Neill		12 Purple	52*
Max Norton		15 Grey	52*
Sam Wallwork		14 Green	52*
William Tozer		14 Maroon	52*
Albie Betteridge		12 Orange	52
Darren Roberts		13 Orange	52
Patrick Travers		12 Red	52
166	Archer Tallon	12 Grey	51*
	Braidyn Polich	13 Grey	51*
	Callum Petersen	12 Gold	51*
	Ezra Day	12 Purple	51*
	Luke Ward	14 Blue	51*
	Oliver Shearer-Smith	14 Green	51*
	Saxon Jeh	15 White	51*
	Thomas Arthur	12 Grey	51*
	Thomas Stannard	14 Green	51*
	Tristan Tinetti	15 Grey	51*
	Duncan Feltham	Open Grey	51
	Fletcher Wessling	12 Blue	51
	Joel Colen	12 Gold	51

	Player	Team	Runs
179	Andy Mercer	12 Aqua	50*
	Archer Tallon	12 Grey	50*
	Callum Vidler	Open Grey	50*
	Cooper Stuart	12 Green	50*
	Cooper Stuart	12 Green	50*
	Drew Chudleigh	14 Green	50*
	Ethan Cross	12 Purple	50*
	Jay O'Neill	12 Purple	50*
	Julian Spence	14 Maroon	50*
	Patrick Anderson	12 Grey	50*
	Patrick Hopes	13 Grey	50*
	Samuel Lewis	15 Orange	50*
	William Easter	12 Navy	50*
	Callum Petersen	12 Gold	50
	Elliot Reid	15 Gold	50
	Finn Wark	13 Orange	50
	Jay O'Neill	12 Purple	50
Shubh Garg	13 Green	50	
Yuvraj Dahiya	13 Navy	50	

# HONOUR BOARD PERFORMANCES 2020/21

## JUNIOR GIRLS COMPETITION

### GRADES UNDER 11 – UNDER 16

#### TOP 10 RUN-SCORERS

	Player	Team	Innings	Runs	Average
1	Tara Millott	13 Azure	18	423	60.43
2	Bridget Lyons	16 Azure	24	413	24.29
3	Chelsea Dale	13 Azure	16	386	64.33
4	Madison Laing	11 Ruby	15	351	-
5	Lilly Hoe	13 Sky	16	328	-
6	Ophelia Donohue	11 Ruby	16	296	296.00
7	Jasmine Fellingner	11 Ruby	15	277	277.00
8	Alyssa Tinetti	13 Azure	20	272	27.20
9	Hayley Pope	11 Ruby	16	266	-
10	Mathilda Roantree	13 Azure	20	256	23.27

#### TOP 10 WICKET-TAKERS

	Player	Team	Matches	Overs	Runs	Wickets	Average	BBowl
1	Tara Millott	13 Azure	19	55.1	202	23	8.78	4/30
2	Mathilda Roantree	13 Azure	21	59.3	260	14	18.57	3/30
3	Alyssa Tinetti	13 Azure	20	56	181	13	13.92	3/8
	Harini Paranthavithana	16 Azure	21	50	242	13	18.62	3/8
5	Amy Ferguson	16 Azure	15	43.3	243	12	20.25	3/23
6	Grace King	13 Azure	16	42	201	11	18.27	2/8
7	Prudence Bell	13 Azure	12	26	100	10	10.00	2/9
	Ophelia Donohue	11 Ruby	16	39	138	10	13.80	2/10
	Jasmine Fellingner	11 Ruby	15	31	145	10	14.50	2/14
	Ruby Grant	13 Azure	16	41.1	155	10	15.50	2/5

#### HAT-TRICKS

	Player	Team	Figures
1	Sophie O'Connell	11 Ruby	3/15

#### TOP FIELDING DISMISSALS (including 'keepers)

	Player	Team	Matches	Catches	Stumpings	Total
1	Tara Millott	13 Azure	19	6	0	6
2	Elise O'Kane	13 Azure	11	4	2	6

#### HALF-CENTURY SCORERS

	Player	Team	Runs
1	Isla Martin	13 Sky	62*
2	Elise O'Kane	16 Azure	59*
3	Tara Millott	13 Azure	58*
4	Chelsea Dale	13 Azure	53*
5	Lilly Hoe	13 Sky	51

# PLAYER STATISTICS – JUNIOR GRADES U11 - OPEN

## GENERAL NOTES RE STATISTICS, RECORDS & FORMAT

Please note that all tables are based on team abstracts or MyCricket entries submitted by team volunteers.  
 Care has been taken to publish accurate tables but we apologise for any errors or omissions.  
 Due to the way player statistics are collected and treated, we cannot provide team-based statistics.  
 All players from U11 to Open Division teams are listed by surname per age group.  
 Statistics are not recorded for U8 to U10 teams, but all players, coaches and managers are listed in the report.

## OPEN DIVISION BATTING & FIELDING (5 teams / 60 players)

Player	Team	Innings	Not Outs	Best Score	Runs	Average	Catches	Stumpings	Run Outs
Bell Bray, Sabian B	Open White	6	1	28	52	10.40	7	0	0
Bell, Henry W	Open Grey	5	2	15	34	11.33	2	0	0
Bidgood, Carter C	Open Orange	6	2	34*	63	15.75	0	0	0
Boiston, Oliver W	Open Green	10	2	100*	233	29.13	5	0	0
Brown, Declan E	Open White	3	1	4	4	2.00	0	0	0
Brown, Samuel G	Open Grey	6	3	114*	242	80.67	0	0	0
Chapman, Douglas J	Open Grey	3	1	43	75	37.50	2	0	0
Chapman, Ethan J	Open Yellow	4	1	5*	13	4.33	2	0	0
Connolly, Ryan P	Open Orange	5	1	37	107	26.75	1	0	2
Cook, Jenson J	Open Green	10	2	38	130	16.25	3	0	0
Cope, Harry J	Open Green	9	1	20	65	8.13	1	0	0
Crichton, Jay M	Open Green	9	2	46*	207	29.57	2	0	1
Dillon, Jack	Open White	6	2	44	181	45.25	5	0	0
Feltham, Duncan A	Open Grey	5	1	51	105	26.25	1	0	1
Fitzgerald, Daniel P	Open Yellow	7	0	56	113	16.14	4	0	0
Fitzpatrick, Jack W	Open Orange	5	1	22	23	5.75	3	0	0
Gordon, Alexander J	Open Yellow	4	1	4	4	1.33	1	0	0
Gurr, James A	Open Orange	3	1	8*	10	5.00	0	0	0
Hardy, Matthew K	Open Yellow/Green	10	0	38	138	13.80	1	0	0
Hilditch, Guy J	Open Grey	5	0	75	186	37.20	7	0	4
Hobart, Cameron A	Open Grey	4	0	9	23	5.75	4	0	0
Hogarth Howes, Gabe M	Open White	2	1	0*	0	0.00	3	0	1
Hollins, Brodie J	Open Green	6	1	32	89	17.80	4	0	1
Hollins, Dylan W	Open Green	3	2	14*	24	24.00	0	0	0
Horton, Jock B	Open Grey	5	1	69	100	25.00	4	0	1
Houlihan, Mason C	Open Orange	5	1	58*	123	30.75	2	0	0
Hunter, William K	Open Yellow	6	0	45	121	20.17	0	0	0
Hurwood, Thomas W	Open White	5	3	64*	172	86.00	1	0	1
Ikin, Joseph A	Open White	5	1	18	53	13.25	0	0	0
Innes, Cale W	Open Green	5	2	17	32	10.67	0	0	0
Jenkins, Lachlan B	Open Yellow	5	0	29	88	17.60	2	0	1
Jury, Morgan H	Open Grey	6	2	43*	89	22.25	4	0	0
Logan, Ryan A	Open White	5	1	69*	107	26.75	7	0	1
Love, Ethan J	Open Grey	dnb	dnb	dnb	dnb	dnb	0	0	0
Love, Jack E	Open Grey	5	3	34*	59	29.50	3	0	0
Marton, Henry S	Open Green	9	3	32*	116	19.33	2	0	0
McCabe, Jack R	Open Yellow	6	1	33	57	11.40	3	0	0
McCall, Jim D	Open Orange	5	0	16	22	4.40	7	2	0
McFadden, Cooper M	Open Green	9	1	37	127	15.88	7	0	0
Miller, Andrew J	Open White	4	2	36*	59	29.50	3	0	0
Morris, Liam C	Open Orange	6	2	32	78	19.50	1	0	0
Neep, Jonathan J	Open Grey	5	2	20*	44	14.67	3	0	2
Newman, Patrick M	Open Yellow	6	0	28	51	8.50	1	0	0
Niblett, Joshua J	Open Orange	4	0	15	16	4.00	0	0	0
Pearson, James W	Open White	5	1	11	27	6.75	3	0	0



### OPEN DIVISION BATTING & FIELDING (continued) (5 teams / 60 players)

Player	Team	Innings	Not Outs	Best Score	Runs	Average	Catches	Stumpings	Run Outs
Penrose, Hamish A	Open White	6	1	94*	260	52.00	2	0	0
Petersen, Charlie R	Open White	4	0	3	3	0.75	1	0	1
Preston, Caleb H	Open Yellow	2	1	4*	5	5.00	1	0	0
Roachock, Benjamin J	Open Yellow	6	1	13	44	8.80	0	0	0
Rowell, Dominic A	Open Orange	5	2	4	7	2.33	1	0	0
Smith, Oscar J	Open White	6	1	8*	22	4.40	1	0	0
Steane-Bear, Fred M	Open Green	9	3	78*	320	53.33	4	0	0
Swift, Jack T	Open Orange	6	2	53*	136	34.00	1	0	0
Telfer, Hamish A	Open Orange	6	2	57*	109	27.25	4	0	0
Titmus, Alasdair E	Open Green	5	2	11*	26	8.67	5	0	0
Treston, Dylan A	Open Yellow	7	2	52*	83	16.60	3	0	0
Vengateri, Rohan	Open Green	9	4	47	125	25.00	1	0	0
Vidler, Callum A	Open Grey	5	1	50*	118	29.50	1	0	0
Waite, Joshua D	Open Yellow	7	1	39	83	13.83	1	0	0
Willis, Cameron B	Open Orange	1	1	59*	59	-	0	0	0

dnb = did not bat

### OPEN DIVISION BOWLING (5 teams / 60 players)

Player	Team	Overs	Maidens	Wickets	Runs	Best	Average
Bell Bray, Sabian B	Open White	18.1	1	4	107	3/24	26.75
Bell, Henry W	Open Grey/Green	30	2	6	170	2/18	28.33
Bidgood, Carter C	Open Orange	25	1	6	102	3/18	17.00
Boiston, Oliver W	Open Green	46	13	8	166	2/6	20.75
Brown, Samuel G	Open Grey	20	0	7	111	2/12	15.86
Chapman, Douglas J	Open Grey	29.5	3	9	145	3/24	16.11
Chapman, Ethan J	Open Yellow	15.3	1	4	71	2/8	17.75
Connolly, Ryan P	Open Orange	15	4	5	38	4/6	7.60
Cook, Jenson J	Open Green	39	6	5	163	2/34	32.60
Cope, Harry J	Open Green	58	8	6	254	2/10	42.33
Crighton, Jay M	Open Green	25	2	7	117	2/17	16.71
Dillon, Jack	Open White	13.5	1	4	79	2/15	19.75
Feltham, Duncan A	Open Grey	4	0	0	38	0/3	-
Fitzgerald, Daniel P	Open Yellow	1	0	0	13	0/13	-
Fitzpatrick, Jack W	Open Orange	19.1	0	7	133	5/47	19.00
Gordon, Alexander J	Open Yellow	26	1	6	135	2/21	22.50
Gurr, James A	Open Orange	8.3	0	2	75	1/10	37.50
Hardy, Matthew K	Open Yellow/Green	33.4	4	6	138	3/5	23.00
Hilditch, Guy J	Open Grey	20	1	2	101	1/7	50.50
Hobart, Cameron A	Open Grey	27	4	4	133	2/16	33.25
Hogarth Howes, Gabe M	Open White	24	3	3	81	2/25	27.00
Hollins, Brodie J	Open Green	20	1	3	83	1/8	27.67
Hollins, Dylan W	Open Green	22	5	5	69	3/30	13.80
Horton, Jock B	Open Grey	19.3	1	6	114	2/6	19.00
Houlihan, Mason C	Open Orange	6	2	0	41	0/0	-
Hunter, William K	Open Yellow	11	1	2	93	1/20	46.50
Hurwood, Thomas W	Open White	22	3	2	95	1/14	47.50
Ikin, Joseph A	Open White	24	3	6	143	2/14	23.83
Innes, Cale W	Open Green	3	0	0	32	0/6	-
Jenkins, Lachlan B	Open Yellow	12.1	1	3	95	2/38	31.67
Jury, Morgan H	Open Grey	26	2	5	156	2/22	31.20
Logan, Ryan A	Open White	34	8	4	131	2/21	32.75
Love, Jack E	Open Grey	19	0	1	92	1/16	92.00
Marton, Henry S	Open Green	17	0	3	74	1/5	24.67
McCabe, Jack R	Open Yellow	28	3	1	143	1/15	143.00

## OPEN DIVISION BOWLING (continued) (5 teams / 60 players)

Player	Team	Overs	Maidens	Wickets	Runs	Best	Average
McCall, Jim D	Open Orange	8	1	2	31	1/10	15.50
McFadden, Cooper M	Open Green	7	2	1	16	1/4	16.00
Miller, Andrew J	Open White	2	0	0	22	0/9	-
Morris, Liam C	Open Orange	28.1	7	10	109	3/6	10.90
Neep, Jonathan J	Open Grey	10	1	1	76	1/15	76.00
Newman, Patrick M	Open Yellow	24	3	4	102	1/15	25.50
Niblett, Joshua J	Open Orange	11	0	0	116	0/8	-
Pearson, James W	Open White	29.5	1	8	140	3/29	17.50
Penrose, Hamish A	Open White	18	2	6	101	2/5	16.83
Petersen, Charlie R	Open White	30	2	7	156	2/13	22.29
Preston, Caleb H	Open Yellow	10	0	2	63	2/16	31.50
Roachock, Benjamin J	Open Yellow	14	1	2	71	1/7	35.50
Rowell, Dominic A	Open Orange	15.4	3	1	65	1/12	65.00
Smith, Oscar J	Open White	26.1	3	6	159	2/23	26.50
Steane-Bear, Fred M	Open Green	31	3	8	115	3/17	14.38
Swift, Jack T	Open Orange	29	2	5	139	2/18	27.80
Telfer, Hamish A	Open Orange	26	3	2	147	1/15	73.50
Titmus, Alasdair E	Open Green	21.4	0	6	93	3/16	15.50
Treston, Dylan A	Open Yellow	17	1	4	122	3/33	30.50
Vengateri, Rohan	Open Green	19	4	1	109	1/10	109.00
Vidler, Callum A	Open Grey	22	1	3	98	2/21	32.67
Waite, Joshua D	Open Yellow	20	2	2	68	1/19	34.00

## UNDER 15 ORANGE PREMIERSHIP TEAM



# VALLEY DISTRICT CRICKET CLUB

KEEPING YOUTH BUSY IN SPORT





**UNDER 15 ORANGE - 2020/2021**

Back Row: Mark Frost (Manager), William Nickelson, Flynn Connolly, Harry Marshall, Mitchell Trotter, Matthew Nickelson (Coach).  
 Front Row: Tom Hallion, Flynn Cleary, Samuel Lewis, Harry Frost, William Charles.  
 Absent: Thomas Keogh.

*Ronald Simmonds Photography*

## UNDER 15 BATTING & FIELDING (7 teams / 94 players)

Player	Team	Innings	Not Outs	Best Score	Runs	Average	Catches	Stumpings	Run Outs
Abdilla, Mathew J	15 Gold	3	0	22	30	10.00	2	0	1
Arnold, Owen A	15 Grey	9	5	41.1	154	38.50	4	0	0
Barr-Thomson, Alexander S	15 Gold	1	0	6	6	6.00	0	0	1
Beirne, Harry T	15 White	5	1	28.1	86	21.50	1	0	1
Bell Bray, Orlando O	15 Gold	8	2	45.1	168	28.00	6	0	1
Buck, Oliver W	15 Green	7	0	57	128	18.29	1	0	0
Burke, Hugh H	15 Blue	1	0	10	10	10.00	0	0	0
Charles, William J	15 Orange	6	2	41	106	26.50	0	0	2
Cheesman, Peter R	15 Blue	4	0	18	23	5.75	1	0	0
Cleary, Flynn D	15 Orange	6	2	66.1	144	36.00	3	0	0
Cobcroft, Jack A	15 Gold	6	2	1.1	2	0.50	1	0	0
Collins, Samuel J	15 Blue	5	1	15.1	15	3.75	0	0	0
Connolly, Flynn	15 Orange	4	0	7	11	2.75	0	0	0
Conway, Benjamin P	15 Gold	6	3	114.1	361	120.33	7	0	0
Copley, Xavier	15 Gold	6	1	62	176	35.20	3	0	0
Coulam, Rudy D	15 Grey	4	0	25	49	12.25	1	0	0
Dahiya, Saahil	15 Green	6	1	15	46	9.20	1	0	0
Davies, Thomas L	15 White	1	1	6.1	6	-	1	0	0
Denman, Charlie	15 Purple	7	0	15	26	3.71	1	0	0
Dreghorn, Tom M	15 Purple	4	0	26	52	13.00	1	0	0
Dunne, Jack W	15 Green	6	2	5.1	8	2.00	4	1	0
Evans, Xavier J	15 White	3	0	27	27	9.00	1	0	0
Fasone, Nicholas J	15 Green	8	2	29.1	59	9.83	1	0	0
Forrester, Jack T	15 Purple	5	0	28	67	13.40	2	0	0
Frost, Harry R	15 Orange	5	2	69.1	128	42.67	1	0	0
Gant, Ryan F	15 Blue	1	0	31	31	31.00	6	0	1
Garske, Michael J	15 Blue	6	2	24	88	22.00	2	0	1
Gittins, Samuel J	15 Gold	4	1	12.1	18	6.00	2	0	0
Goodwin, Alexander	15 Gold	4	0	21	44	11.00	1	0	0
Gordon, Oliver J	15 Blue	5	1	31	60	15.00	1	0	0
Grady, Jackson N	15 Blue	1	0	0	0	0.00	0	0	0
Gurr, Mitchell D	15 Gold	5	1	3	5	1.25	0	0	0
Hallion, Tom R	15 Orange	5	1	58	110	27.50	0	0	0
Hancock, Lucas R	15 Purple	7	3	32*	96	24.00	0	0	0
Harrison, Marly O	15 Gold	9	2	14	46	6.57	3	0	0
Hawke, Joshua M	15 Blue	5	1	37.1	39	9.75	3	0	0
Hayter, Michael W	15 Blue	4	1	33.1	54	18.00	1	0	0
Henderson, Mitchell L	15 Grey	10	3	44.1	125	17.86	0	0	2
Henry, Leo D	15 Orange	2	0	58	66	33.00	0	0	1
Hrstich, Archie J	15 Purple	7	1	16	44	7.33	1	0	0
Hubbard, Flynn K	15 White	5	0	32	82	16.40	2	0	0
Huntley, Lachlan H	15 White	5	2	14.1	31	10.33	2	0	0
Huntley, Liam H	15 White	5	0	27	56	11.20	4	0	0
Jacobsen, Luc M	15 Gold	9	3	84.1	289	48.17	7	0	1
Jeh, Saxon	15 White	5	3	138.1	313	156.50	2	0	0
Johnson, Daniel C	15 Green	7	1	91.1	157	26.17	1	0	0
Jones, Hayden E	15 Grey	10	1	48.1	139	15.44	4	0	0
Jones, Ryan A	15 Grey	10	0	34	99	9.90	1	0	1
Keogh, Thomas J	15 Orange	5	3	27.1	63	31.50	4	0	0
Knight, Henry	15 Purple	6	1	23.1	44	8.80	0	0	0
Kyprios, Stephen C	15 Green	8	0	19	66	8.25	1	0	1
Lewis, Samuel P	15 Orange	5	2	50.1	104	34.67	0	0	0
Lush, Cooper J	15 Gold	3	1	29*	63	31.50	2	0	0
Lynn, Isaac J	15 Blue	2	1	12.1	12	12.00	0	0	0

**UNDER 15 BATTING (continued) (7 teams / 94 players)**

Player	Team	Innings	Not Outs	Best Score	Runs	Average	Catches	Stumpings	Run Outs
Macfarlane, Andrew D	15 Gold	3	1	13*	25	12.50	1	0	0
Marshall, Harry T	15 Orange	5	0	29	47	9.40	3	0	0
Martyn-Jones, Finnbar P	15 Gold	1	0	16	16	16.00	0	0	0
McCall, Lachlan F	15 Orange	4	1	56.1	134	44.67	0	0	0
McClure, Alistair J	15 White	5	2	20*	42	14.00	1	0	0
McGauley, William R	15 Purple	6	0	44	84	14.00	2	0	0
Nickelson, William A	15 Orange	6	3	75	200	66.67	5	4	0
Nilsen, Paul A	15 Green	7	1	29	99	16.50	2	0	0
Nisbett, Matthew L	15 Purple	7	1	36.1	122	20.33	2	0	0
Norton, Max E	15 Grey	3	1	52*	114	57.00	0	0	0
Pegg, Joseph	15 Purple	4	1	28.1	39	13.00	2	0	0
Peters, Alexander W	15 Gold	2	1	1	1	1.00	0	0	1
Petersen, Jack A	15 Grey	7	3	35.1	60	15.00	2	0	0
Reid, Elliot	15 Gold	5	0	55	162	32.40	0	0	0
Reinke, Benjamin R	15 Green	8	2	59	93	15.50	2	0	1
Roberts, Riley K	15 Gold	3	1	17*	33	16.50	0	0	0
Robson, Cooper N	15 Green	5	2	3.1	7	2.33	0	0	0
Royce, Ryan	15 Grey	8	1	30	67	9.57	0	0	0
Scott-Day, Nate G	15 Purple	7	1	39.1	59	9.83	3	2	0
Seton, Jude G	15 Grey	10	2	83	272	34.00	3	1	4
Siddle, Will R	15 Green	6	0	34	103	17.17	3	0	0
Small, Thomas A	15 Orange	3	1	11*	11	5.50	3	0	0
Smith, Archie C	15 Gold	3	2	28	51	51.00	0	0	0
Smith, Harry J	15 Blue	6	3	48.1	158	52.67	3	0	0
Smith, Jack H	15 Orange	1	0	3	3	3.00	0	0	0
Sorensen-Bews, Christian A	15 Grey	10	3	61	327	46.71	5	0	0
Sorensen-Bews, Hamish K	15 Grey	10	6	78.1	359	89.75	10	0	1
Spence, Alexander L	15 White	5	1	34	117	29.25	0	0	0
Tallon, Heath W	15 Grey	5	4	62.1	109	109.00	3	0	0
Thomas, Edward G	15 Green	5	1	13.1	38	9.50	1	0	0
Tinetti, Tristan C	15 Grey	9	1	51.1	146	18.25	4	0	1
Tozer, Thomas P	15 Blue	6	2	86.1	241	60.25	3	0	1
Tozer, William E	15 Blue	2	0	45	59	29.50	1	0	0
Trotter, Mitchell A	15 Orange	1	1	27.1	27	-	0	0	0
Wark, Ashton	15 Purple/Gold	8	1	99	214	30.57	4	0	0
Watt, Roman S	15 White	5	2	55.1	102	34.00	1	0	0
Weaver, Charles	15 Purple	6	1	30	71	14.20	0	0	0
Wex, Thomas C	15 Blue	5	1	73.1	167	41.75	5	0	0
Wheeley, Matthew E	15 Blue	5	0	24	38	7.60	2	0	0
Whitten, Joseph R	15 White	5	4	44.1	115	115.00	3	0	0


### UNDER 15 BOWLING (7 teams / 94 players)

Player	Team	Overs	Maidens	Wickets	Runs	Best	Average
Abdilla, Mathew J	15 Gold	17.5	1	5	43	4/30	8.60
Arnold, Owen A	15 Grey	45	6	4	181	2/34	45.25
Beirne, Harry T	15 White	18	2	6	89	3/8	14.83
Bell Bray, Orlando O	15 Gold	27	2	3	144	2/28	48.00
Buck, Oliver W	15 Green	39	2	7	250	3/33	35.71
Burke, Hugh H	15 Blue	7	1	1	33	1/33	33.00
Charles, William J	15 Orange	29	4	4	122	2/33	30.50
Cheesman, Peter R	15 Blue	22	0	1	146	1/26	146.00
Cleary, Flynn D	15 Orange	26.2	5	5	96	3/27	19.20
Cobcroft, Jack A	15 Gold	16.3	0	6	127	2/28	21.17
Collins, Samuel J	15 Blue	19.1	0	5	131	2/6	26.20
Connolly, Flynn	15 Orange	17.4	0	7	86	4/13	12.29
Conway, Benjamin P	15 Gold	14	0	5	116	2/13	23.20
Copley, Xavier	15 Gold	23	5	4	183	2/15	45.75
Coulam, Rudy D	15 Grey	21.1	3	6	125	4/22	20.83
Curtin, Noah J	15 Purple	3	0	1	22	1/22	22.00
Dahiya, Saahil	15 Green	29	1	6	140	3/27	23.33
Davies, Thomas L	15 White	16	2	3	55	3/39	18.33
Denman, Charlie	15 Purple	15	0	3	150	1/25	50.00
Dreghorn, Tom M	15 Purple	18	0	5	117	4/48	23.40
Dunne, Jack W	15 Green	1	0	0	1	0/1	-
Evans, Xavier J	15 White	13.3	1	1	66	1/11	66.00
Forrester, Jack T	15 Purple	21	0	3	141	2/39	47.00
Frost, Harry R	15 Orange	4	0	0	22	0/4	-
Gant, Ryan F	15 Blue	4	1	1	13	1/13	13.00
Garske, Michael J	15 Blue	10	0	2	83	2/49	41.50
Gittins, Samuel J	15 Gold	11	0	0	78	0/4	-
Goodwin, Alexander	15 Gold	10	1	1	137	1/23	137.00
Gordon, Oliver J	15 Blue	33.5	4	9	113	4/18	12.56
Gurr, Mitchell D	15 Gold	24	1	4	164	1/20	41.00
Hallion, Tom R	15 Orange	35.3	7	9	115	3/16	12.78
Hancock, Lucas R	15 Purple	26	1	9	149	5/12	16.56
Harrison, Marly O	15 Gold	37.1	4	7	229	2/17	32.71
Hawke, Joshua M	15 Blue	21.1	2	3	104	1/14	34.67
Hayter, Michael W	15 Blue	4	0	2	28	2/13	14.00
Henderson, Mitchell L	15 Grey	45	3	13	189	3/15	14.54
Henry, Leo D	15 Orange	1	0	0	9	0/9	-
Hrstich, Archie J	15 Purple	13	1	4	72	2/13	18.00
Hubbard, Flynn K	15 White	14	1	3	50	2/4	16.67
Huntley, Lachlan H	15 White	23	1	2	105	2/8	52.50
Huntley, Liam H	15 White	17	2	3	72	2/16	24.00
Jacobsen, Luc M	15 Gold	38	3	10	196	6/36	19.60
Jeh, Saxon	15 White	30	8	6	75	3/18	12.50
Johnson, Daniel C	15 Green	38.1	2	8	189	4/2	23.63
Jones, Hayden E	15 Grey	63.1	8	14	315	5/26	22.50
Jones, Ryan A	15 Grey	30	2	4	126	2/18	31.50
Keogh, Thomas J	15 Orange	49	11	10	198	3/42	19.80
Knight, Henry	15 Purple	13	0	1	104	1/45	104.00
Kyprios, Stephen C	15 Green	10	0	2	70	1/13	35.00
Lewis, Samuel P	15 Orange	26	8	4	47	2/17	11.75
Lush, Cooper J	15 Gold	2	0	1	6	1/6	6.00
Lynn, Isaac J	15 Blue	10	0	0	73	0/35	-
Macfarlane, Andrew D	15 Gold	9	1	1	23	1/6	23.00
Malone, Mason J	15 Purple	2	0	1	6	1/6	6.00
Marshall, Harry T	15 Orange	14	0	2	73	2/35	36.50

**UNDER 15 BOWLING (continued) (7 teams / 94 players)**


<b>Player</b>	<b>Team</b>	<b>Overs</b>	<b>Maidens</b>	<b>Wickets</b>	<b>Runs</b>	<b>Best</b>	<b>Average</b>
Martyn-Jones, Finnbar P	15 Gold	6	1	2	19	1/7	9.50
McCall, Lachlan F	15 Orange	12	1	2	58	1/15	29.00
McClure, Alistair J	15 White	20.2	4	1	112	1/21	112.00
McGauley, William R	15 Purple	26.2	2	7	133	2/21	19.00
Nilsen, Paul A	15 Green	11.1	1	1	72	1/17	72.00
Nisbett, Matthew L	15 Purple	27	1	1	141	1/15	141.00
Norton, Max E	15 Grey	4	0	0	48	0/23	-
Pegg, Joseph	15 Purple	4	1	1	25	1/25	25.00
Peters, Alexander W	15 Gold	3	0	1	60	1/47	60.00
Petersen, Jack A	15 Grey	38	4	4	188	2/21	47.00
Reid, Elliot	15 Gold	16	0	1	113	1/50	113.00
Reinke, Benjamin R	15 Green	30.1	1	2	181	1/38	90.50
Roberts, Riley K	15 Gold	15	2	2	61	1/8	30.50
Robson, Cooper N	15 Green	25.2	1	2	180	1/55	90.00
Royce, Ryan	15 Grey	8	0	3	70	3/33	23.33
Seton, Jude G	15 Grey	4	0	0	46	0/46	-
Siddle, Will R	15 Green	5	0	0	26	0/3	-
Small, Thomas A	15 Orange	3	0	2	15	2/15	7.50
Smith, Archie C	15 Gold	19.4	1	6	76	4/19	12.67
Smith, Harry J	15 Blue	21.5	2	4	167	2/35	41.75
Smith, Jack H	15 Orange	2	0	0	17	0/17	-
Sorensen-Bews, Christian A	15 Grey	34	6	8	92	3/29	11.50
Sorensen-Bews, Hamish K	15 Grey	43.3	6	6	181	3/34	30.17
Spence, Alexander L	15 White	10	1	5	63	2/11	12.60
Tallon, Heath W	15 Grey	47.3	11	19	160	5/31	8.42
Thomas, Edward G	15 Green	17	0	2	98	1/12	49.00
Tinetti, Tristan C	15 Grey	54	7	6	219	2/12	36.50
Tozer, Thomas P	15 Blue	36.3	5	7	124	2/14	17.71
Tozer, William E	15 Blue	6	0	2	48	1/4	24.00
Wark, Ashton	15 Purple/Gold	27	0	6	177	2/8	29.50
Watt, Roman S	15 White	13	1	3	61	2/7	20.33
Weaver, Charles	15 Purple	19	0	2	120	2/28	60.00
Wex, Thomas C	15 Blue	11	0	3	86	2/35	28.67
Wheeley, Matthew E	15 Blue	14	0	2	109	1/5	54.50
Whitten, Joseph R	15 White	27	5	6	91	2/20	15.17


## UNDER 15 GREY PREMIERSHIP TEAM



# VALLEY DISTRICT CRICKET CLUB

KEEPING YOUTH BUSY IN SPORT





**UNDER 15 GREY - 2020/2021**

Back Row: Phil Tinetti (Coach), Jack Petersen, Rudy Coulam, Tristan Tinetti, Jude Seton, Darren Jones (Manager).  
 Front Row: Hamish Sorensen-Bews, Heath Tallon, Owen Arnold, Hayden Jones, Mitchell Henderson, Christian Sorensen-Bews, Ryan Jones.

*Ronald Simmonds Photography*

## UNDER 14 GREEN PREMIERSHIP TEAM



# VALLEY DISTRICT CRICKET CLUB

KEEPING YOUTH BUSY IN SPORT





**UNDER 14 GREEN - 2020/2021**

Back Row: Ben Wallwork (Coach), Max Norton, Nick Scott, Flynn Horton, Lucas Bryan, Robert Cochrane, Tom Stannard.  
 Front Row: Xavier O'Sullivan, Oliver Shearer-Smith, Drew Chudleigh, Sam Wallwork, Cooper Penrose.

*Own Image Supplied*

*Ronald Simmonds Photography*

## UNDER 14 BATTING & FIELDING (5 teams / 70 players)

Player	Team	Innings	Not Outs	Best Score	Runs	Average	Catches	Stumpings	Run Outs
Abdilla, Mathew J	14 Blue	2	0	0	0	0.00	1	0	0
Barr-Thomson, Alexander S	14 Blue	5	4	66*	184	184.00	1	0	1
Barron, Ted M	14 Orange	5	3	69*	197	98.50	2	0	0
Baseley, Gilbert J	14 Orange/ Gold	9	3	8	24	4.00	0	0	0
Bellamy, Mitchell T	14 Gold	5	0	5	13	2.60	1	0	0
Boys, Owen M	14 Gold	11	3	31*	138	17.25	1	0	0
Brandon, James A	14 Maroon	4	2	103*	212	106.00	7	0	0
Brandon, Thomas E	14 Maroon	6	4	20*	71	35.50	4	0	0
Brown, Cameron	14 Gold	4	1	5*	7	2.33	0	0	0
Bryan, Lucas H	14 Green	3	1	79	158	79.00	2	0	1
Burke, Hugh H	14 Maroon	4	1	63	167	55.67	0	0	0
Canning, Oscar D	14 Gold	11	2	42	157	17.44	4	0	0
Carroll, Levi M	14 Gold	11	4	56*	177	25.29	3	0	4
Challenor, Ted J	14 Orange	5	0	81	132	26.40	2	0	0
Cheesman, Xavier H	14 Orange	2	0	1	1	0.50	2	0	0
Chudleigh, Drew M	14 Green	2	1	50*	62	62.00	3	0	3
Cochrane, Robert G	14 Green	4	3	60*	136	136.00	0	0	1
Coleman, Lachlan A	14 Orange	5	3	45*	103	51.50	3	0	0
Colyer, Matthew	14 Gold	4	2	4*	7	3.50	0	0	0
Curtin, Noah J	14 Gold	6	1	30*	46	9.20	2	0	0
Denman, Charlie	14 Gold	1	1	20*	20	-	0	0	0
Dyer, Harrison N	14 Blue	5	4	35*	113	113.00	1	0	0
Eaglestone, Ryan S	14 Gold	10	2	25*	106	13.25	0	0	2
Frankel, Lucas	14 Gold	5	1	107*	201	50.25	1	0	0
Gant, Ryan F	14 Maroon	8	3	57	211	42.20	6	0	1
Grady, Jackson N	14 Maroon	9	1	12	38	4.75	2	0	0
Guisse, Cooper G	14 Orange	4	1	33*	73	24.33	1	0	0
Hancock, Lucas R	14 Blue	3	1	3*	4	2.00	1	0	0
Heenan, Francis S	14 Gold	5	0	9	22	4.40	0	0	0
Hinchey, Lucas	14 Maroon	4	0	4	4	1.00	1	0	1
Horton, Flynn E	14 Green	4	2	70*	101	50.50	4	0	4
Kenyon, Toby W	14 Maroon	7	1	12*	42	7.00	1	0	0
Klaassen, Sam J	14 Gold	3	0	11	24	8.00	0	0	0
Lambley, Henry E	14 Blue	2	0	38	46	23.00	0	0	0
Lush, Cooper J	14 Blue	3	2	52*	108	108.00	4	0	0
Macfarlane, Andrew D	14 Blue	5	3	14*	27	13.50	1	0	0
Malone, Mason J	14 Gold	5	1	79	139	34.75	1	0	0
Middleton, Thomas J	14 Blue	3	2	17*	27	27.00	1	0	0
Norton, Max E	14 Green	5	2	33	93	31.00	1	0	0
O Keefe, Rory D	14 Orange	5	2	55*	73	24.33	3	2	0
O'Malley, Henry J	14 Orange	4	1	23	37	12.33	0	0	1
O'Sullivan, Xavier M	14 Green	3	0	14	22	7.33	9	0	1
Penrose, Cooper W	14 Green	3	1	31	58	29.00	0	0	1
Peters, Alexander W	14 Blue	5	2	39*	106	35.33	2	0	0
Rakesh, Nishanth	14 Gold	10	4	20*	38	6.33	0	0	0
Reck, Harrison G	14 Orange	5	0	28	57	11.40	1	0	0
Roberts, Riley K	14 Blue	5	2	34*	74	24.67	0	0	0
Rodgers, Thomas R	14 Gold	10	3	15	52	7.43	0	0	1
Rodman, Maximus J	14 Gold	6	1	39	51	10.20	0	0	0
Rowston, Matthew T	14 Orange	5	1	20	45	11.25	0	0	0
Royce, Ryan	14 Orange	5	2	65*	99	33.00	2	0	2
Scholes, Hayden B	14 Maroon	4	2	18	45	22.50	2	0	0
Scott, Nicholas A	14 Green	3	1	55	120	60.00	0	1	0
Sharma, Krishiv	14 Maroon	2	0	0	0	0.00	1	0	0
Shay, Jack A	14 Blue	3	1	29*	42	21.00	2	0	0
Shearer-Smith, Oliver A	14 Green	3	1	51*	73	36.50	1	0	1
Small, Thomas A	14 Blue	1	0	5	5	5.00	0	0	0
Smith, Jack H	14 Orange	3	0	32	65	21.67	2	0	0
Spence, Julian	14 Maroon	8	3	60*	290	58.00	2	0	3
Stannard, Thomas F	14 Green	3	2	51*	53	53.00	1	0	1
Syrett, Mitchell J	14 Maroon	9	3	36	177	29.50	1	0	0
Tausney, Luke R	14 Maroon	4	1	25*	45	15.00	1	0	0
Taylor, Adam P	14 Maroon	6	3	21*	57	19.00	1	0	0
Tozer, William E	14 Maroon	5	4	74*	243	243.00	1	0	2
Tyrrell, Owen W	14 Maroon	6	3	36*	121	40.33	6	0	1
Wallwork, Sam G	14 Green	3	3	90*	202	-	3	0	2
Ward, Luke M	14 Blue	5	4	102*	226	226.00	2	0	0
Waring, William H	14 Maroon	8	1	12	38	5.43	2	0	0
Wilcox, Samuel F	14 Blue	4	2	22*	43	21.50	2	0	0
Winwood, Oliver J	14 Gold	10	3	12*	34	4.86	3	0	0



## UNDER 14 BOWLING (5 teams / 70 players)

Player	Team	Overs	Maidens	Wickets	Runs	Best	Average
Abdilla, Mathew J	14 Blue	20	1	6	104	4/39	17.33
Barr-Thomson, Alexander S	14 Blue	1	0	0	6	0/6	-
Barron, Ted M	14 Orange	22	1	5	121	2/31	24.20
Baseley, Gilbert J	14 Orange/Gold	26.4	0	3	210	1/19	70.00
Bellamy, Mitchell T	14 Gold	17.1	1	0	129	0/28	-
Boys, Owen M	14 Gold	36.1	3	11	138	2/9	12.55
Brandon, James A	14 Maroon	17	4	6	50	2/17	8.33
Brandon, Thomas E	14 Maroon	32	6	7	109	2/12	15.57
Brown, Cameron	14 Gold	6	0	0	26	0/3	-
Bryan, Lucas H	14 Green	34.2	7	11	157	4/4	14.27
Burke, Hugh H	14 Maroon	6	1	0	17	0/7	-
Canning, Oscar D	14 Gold	40.4	3	9	193	3/23	21.44
Carroll, Levi M	14 Gold	6	0	1	43	1/34	43.00
Challenor, Ted J	14 Orange	24.1	0	5	121	2/15	24.20
Cheesman, Xavier H	14 Orange	18.4	0	0	104	0/7	-
Chudleigh, Drew M	14 Green	22	1	3	113	2/36	37.67
Cochrane, Robert G	14 Green	9	1	2	57	1/6	28.50
Coleman, Lachlan A	14 Orange	16	2	3	82	2/9	27.33
Colyer, Matthew	14 Gold	15	0	2	91	1/14	45.50
Curtin, Noah J	14 Gold	18.1	0	0	116	0/12	-
Denman, Charlie	14 Gold	4	0	1	29	1/29	29.00
Dyer, Harrison N	14 Blue	3	0	0	43	0/43	-
Eaglestone, Ryan S	14 Gold	33.1	0	4	198	1/14	49.50
Frankel, Lucas	14 Gold	22.1	5	4	88	2/13	22.00
Gant, Ryan F	14 Maroon	41	11	12	87	2/2	7.25
Grady, Jackson N	14 Maroon	29.4	2	4	125	2/7	31.25
Guise, Cooper G	14 Orange	16	1	5	104	3/6	20.80
Hancock, Lucas R	14 Blue	22.1	4	6	93	3/17	15.50
Heenan, Francis S	14 Gold	14.4	2	3	68	2/9	22.67
Hinchey, Lucas	14 Maroon	11.1	0	2	52	2/18	26.00
Horton, Flynn E	14 Green	31	2	7	136	3/15	19.43
Kenyon, Toby W	14 Maroon	35	2	5	141	2/12	28.20
Klaassen, Sam J	14 Gold	14.1	0	0	92	0/14	-
Lambley, Henry E	14 Blue	9	0	1	52	1/20	52.00
Lush, Cooper J	14 Blue	14	0	3	95	1/16	31.67
Macfarlane, Andrew D	14 Blue	10	1	1	60	1/15	60.00
Malone, Mason J	14 Gold	13	0	1	84	1/22	84.00
Middleton, Thomas J	14 Blue	5	0	0	30	0/6	-
Norton, Max E	14 Green	20	1	0	114	0/8	-
O'Malley, Henry J	14 Orange	12.3	2	4	72	2/11	18.00
O'Sullivan, Xavier M	14 Green	4	0	2	23	2/13	11.50
Penrose, Cooper W	14 Green	31	4	4	120	2/20	30.00
Peters, Alexander W	14 Blue	21.1	0	4	122	2/26	30.50
Rakesh, Nishanth	14 Gold	26.5	1	1	163	1/16	163.00
Reck, Harrison G	14 Orange	16.1	1	4	112	3/16	28.00
Roberts, Riley K	14 Blue	17	1	2	97	2/25	48.50
Rodgers, Thomas R	14 Gold	24	0	4	173	2/21	43.25
Rodman, Maximus J	14 Gold	11.1	0	3	72	1/12	24.00
Rowston, Matthew T	14 Orange	22	2	3	121	2/15	40.33
Royce, Ryan	14 Orange	13	0	3	77	2/12	25.67
Scholes, Hayden B	14 Maroon	14	1	2	47	1/7	23.50
Scott, Dominic L	14 Green	3	1	0	6	0/6	-
Scott, Nicholas A	14 Green	32.5	6	7	119	2/5	17.00
Sharma, Krishiv	14 Maroon	6	1	0	12	0/5	-
Shay, Jack A	14 Blue	6	0	0	40	0/15	-
Shearer-Smith, Oliver A	14 Green	8	3	0	23	0/0	-
Small, Thomas A	14 Blue	2	0	0	21	0/21	-
Smith, Jack H	14 Orange	16.1	1	3	89	1/11	29.67
Spence, Julian	14 Maroon	37	11	7	90	2/7	12.86
Stannard, Thomas F	14 Green	22	2	5	121	3/23	24.20
Syrett, Mitchell J	14 Maroon	36	7	7	132	2/15	18.86
Tausney, Luke R	14 Maroon	9	1	4	29	2/14	7.25
Taylor, Adam P	14 Maroon	20	2	1	78	1/2	78.00
Tozer, William E	14 Maroon	22.1	5	3	55	1/5	18.33
Tyrrell, Owen W	14 Maroon	19	2	0	77	0/1	-
Wallwork, Francis A	14 Green	3	0	0	13	0/13	-
Wallwork, Sam G	14 Green	12	1	1	39	1/14	39.00
Ward, Luke M	14 Blue	18.5	5	2	67	2/14	33.50
Waring, William H	14 Maroon	30	4	5	133	2/11	26.60
Wilcox, Samuel F	14 Blue	28	3	7	106	5/16	15.14
Winwood, Oliver J	14 Gold	28	0	1	215	1/21	215.00

## UNDER 13 ORANGE PREMIERSHIP TEAM



### VALLEY DISTRICT CRICKET CLUB

KEEPING YOUTH BUSY IN SPORT



#### UNDER 13 ORANGE - 2020/2021

Back Row: Hugh Todman, Harry Weibgen, Archie Standfield, Julian Cosmi (Coach), Ethan Jackson, Vedha Vyas Venkatesh, Fraser Crotty.  
Front Row: Lucas Cosmi, James Kelly, Finn Wark, Darren Roberts, Cooper Hughes, Nicholas Coupland.  
Absent: Natalie Jackson (Manager).

*Ronald Simmonds Photography*

## UNDER 13 NAVY PREMIERSHIP TEAM



### VALLEY DISTRICT CRICKET CLUB

KEEPING YOUTH BUSY IN SPORT



#### UNDER 13 NAVY - 2020/2021

Back Row: Chris Smith (Coach), Jack Mercer, Dominic Scott, Yuvraj Dahiya, Casey Hughes, Sean Rothwell (Manager).  
Front Row: Benjamin Rothwell, Thomas Brant, Lachie Bellamy, Colby Smith, Ekaluvya Merchant, Luke Duncan.

*Ronald Simmonds Photography*

### UNDER 13 BATTING & FIELDING (6 teams / 78 players)

Player	Team	Innings	Not Outs	Best Score	Runs	Average	Catches	Stumpings	Run Outs
Ackermann, Mitchell C	13 Red	4	0	8	27	6.75	1	0	0
Anderson, Kingston R	13 Silver	1	0	1	1	1.00	0	0	0
Bacalakis, Alexander J	13 Grey	4	2	59	119	59.50	1	0	0
Bacalakis, Theodore J	13 Grey	7	4	67*	207	69.00	4	0	0
Baker, Lachlan G	13 Red	6	1	31*	80	16.00	4	0	0
Bellamy, Lachie L	13 Navy	4	0	12	15	3.75	0	0	0
Bhutada, Hardik U	13 Red	6	1	17	44	8.80	1	0	0
Booker, Riley D	13 Green	4	0	6	11	2.75	1	0	0
Bourke, Owen L	13 Grey	3	0	10	10	3.33	0	0	0
Brant, Thomas J	13 Navy	5	1	100*	119	29.75	0	0	1
Brewer, Owen A	13 Silver	8	3	31*	139	27.80	1	0	0
Butler, James E	13 Green	4	1	35	59	19.67	1	0	0
Butler, Max G	13 Green	1	0	25	25	25.00	0	0	0
Casey, Declan L	13 Grey	3	1	21*	30	15.00	1	0	0
Clark, Angus A	13 Navy	dnb	dnb	dnb	dnb	dnb	0	0	0
Cosmi, Lucas	13 Orange	8	0	22	39	4.88	0	1	0
Coupland, Nicholas G	13 Orange	7	2	40	102	20.40	0	0	0
Crotty, Fraser S	13 Orange	9	1	8	41	5.13	2	0	0
Dahiya, Yuvraj	13 Navy	3	1	50	82	41.00	2	0	0
Dassanayaka, Matheesha	13 Silver	6	0	7	18	3.00	1	0	0
Dauber, Oliver H	13 Red	6	1	63*	130	26.00	6	0	0
Davidson, Lachlan J	13 Orange	2	1	2*	2	2.00	1	0	0
Duncan, Luke P	13 Navy	6	2	109*	184	46.00	2	0	1
Ferguson, Luke J	13 Silver	8	2	9*	23	3.83	0	0	0
Garg, Shubh	13 Green	5	1	50	92	23.00	0	0	0
Gillman, Elliott F	13 Red	6	2	90*	200	50.00	4	12	3
Hopes, Patrick J	13 Grey	6	4	57*	113	56.50	3	0	1
Horton, Edward P	13 Red	5	0	27	71	14.20	2	0	2
Hughes, Adam	13 Silver	5	1	14*	31	7.75	0	0	0
Hughes, Casey J	13 Navy	5	0	27	92	18.40	1	0	0
Hughes, Cooper C	13 Orange	10	5	52*	216	43.20	2	0	1
Jackson, Ethan C	13 Orange	6	0	18	40	6.67	1	0	0
Kelly, James L	13 Orange	8	1	16*	41	5.86	2	0	1
Kerrigan, Henry M	13 Green	5	1	19	54	13.50	0	0	0
Kershaw, Gilbert I	13 Silver	14	5	18	89	9.89	4	0	1
Lake, Cooper C	13 Silver	13	2	7	27	2.45	1	3	1
Malton, Kian L	13 Grey	4	1	36*	72	24.00	1	0	2
Mandhan, Koshal S	13 Silver	14	3	49*	222	20.18	7	0	3
McCredie, Thomas L	13 Green	5	0	23	43	8.60	0	0	0
McDade, William S	13 Grey	5	2	9*	23	7.67	4	0	0
Mcdonald, Ben	13 Silver	2	0	0	0	0.00	0	0	0
McNeill, Angus D	13 Red	6	0	37	107	17.83	0	0	1
McPhee, Cameron J	13 Grey	6	4	56*	115	57.50	0	0	0
Mellick, Oliver B	13 Red	6	5	34*	108	108.00	2	0	0
Mercer, Jack H	13 Navy	5	2	164*	314	104.67	2	1	2
Merchant, Ekaluvya N	13 Navy/Silver	6	3	20*	54	18.00	3	0	2
Miller, Angus W	13 Silver	6	0	12	21	3.50	2	0	0
Miller, Charlie S	13 Green	5	1	33	106	26.50	0	0	0
Miller, Jake J	13 Red	4	0	14	22	5.50	0	0	0
Morris, Leo J	13 Grey	4	3	15*	31	31.00	2	0	0
Munday, Harvey F	13 Red	3	2	6*	6	6.00	2	0	0
Narbey, Sam	13 Silver	6	0	29	52	8.67	3	0	1
Petersen, Matthew J	13 Red	5	1	28	87	21.75	1	0	0
Pincus, Louis T	13 Green	5	1	20*	49	12.25	0	0	0
Polich, Braidyn C	13 Grey	6	4	110*	219	109.50	6	1	0
Pratt, Jordan D	13 Grey	5	1	14	37	9.25	1	0	0
Quinlan, Will M	13 Green	5	0	12	21	4.20	0	0	0
Richards, Benjamin T	13 Silver	8	5	20*	74	24.67	1	0	2
Roberts, Darren B	13 Orange	9	3	53*	221	36.83	1	0	1
Rothwell, Benjamin M	13 Navy	4	3	47*	121	121.00	4	0	2
Schulz, Ethan J	13 Silver	7	1	43*	59	9.83	2	0	0
Schulz, Harvey F	13 Silver	7	1	9*	23	3.83	0	0	0
Scott, Addison	13 Silver	3	0	3	3	1.00	0	0	0
Scott, Dominic L	13 Navy	6	4	75	280	140.00	3	0	0
Shah, Vrish A	13 Green/Silver	11	3	27*	91	11.38	3	0	0

**UNDER 13 BATTING & FIELDING (continued) (6 teams / 78 players)**

Player	Team	Innings	Not Outs	Best Score	Runs	Average	Catches	Stumpings	Run Outs
Siganto, Jed W	13 Red	5	2	26*	62	20.67	0	0	0
Singh, Dhruv	13 Silver	7	1	9	22	3.67	0	0	0
Smith, Colby T	13 Navy	5	1	11*	19	4.75	3	0	0
Sneesby, Alex J	13 Silver	5	1	1*	2	0.50	1	0	1
Standfield, Archie M	13 Orange	11	5	29	154	25.67	7	0	1
Teall, Henry A	13 Grey	4	0	17	35	8.75	1	0	0
Timblo, Armaan	13 Green	5	3	174*	438	219.00	5	0	1
Todman, Hugh G	13 Orange	6	1	11	32	6.40	5	0	1
Venkatesh, Vedha Vyas	13 Orange	9	2	16*	62	8.86	0	0	0
Walker, Max C	13 Silver	8	1	23*	71	10.14	2	0	0
Wark, Finn J	13 Orange/Silver	12	2	117*	296	29.60	4	0	0
Waters, Henry J	13 Silver	6	0	10	26	4.33	0	0	0
Weibgen, Harry L	13 Orange	9	5	53*	274	68.50	6	0	2

dnb - did not bat

**UNDER 13 BOWLING (6 teams / 78 players)**

Player	Team	Overs	Maidens	Wickets	Runs	Best	Average
Ackermann, Mitchell C	13 Red	30.5	4	6	72	2/9	12.00
Anderson, Kingston R	13 Silver	4.3	2	2	7	2/7	3.50
Bacalakis, Alexander J	13 Grey	24	1	4	99	2/5	24.75
Bacalakis, Theodore J	13 Grey	29	4	8	86	2/9	10.75
Baker, Lachlan G	13 Red	22	1	4	87	1/3	21.75
Bellamy, Lachie L	13 Navy	19	0	2	144	2/32	72.00
Bhutada, Hardik U	13 Red	12	1	1	58	1/6	58.00
Booker, Riley D	13 Green	10	1	0	73	0/28	-
Bourke, Owen L	13 Grey	20.3	2	5	120	2/7	24.00
Brant, Thomas J	13 Navy	20	2	2	119	1/9	59.50
Brewer, Owen A	13 Silver	23	1	4	134	1/19	33.50
Butler, James E	13 Green	14.5	0	0	129	0/11	-
Casey, Declan L	13 Grey	19.1	4	1	68	1/33	68.00
Cosmi, Lucas	13 Orange	47.3	3	11	193	3/34	17.55
Coupland, Nicholas G	13 Orange	21	5	4	68	2/19	17.00
Crotty, Fraser S	13 Orange	6.3	0	2	22	2/22	11.00
Dahiya, Yuvraj	13 Navy	16	5	1	43	1/10	43.00
Dassanayaka, Matheesha	13 Silver	17	3	0	74	0/6	-
Dauber, Oliver H	13 Red	28	2	6	95	2/17	15.83
Davidson, Lachlan J	13 Orange	19	6	1	51	1/24	51.00
Duncan, Luke P	13 Navy	31.1	5	7	126	3/7	18.00
Ferguson, Luke J	13 Silver	18	0	1	140	1/10	140.00
Garg, Shubh	13 Green	19	0	3	138	2/20	46.00
Gillman, Elliott F	13 Red	1	0	1	6	1/6	6.00
Hopes, Patrick J	13 Grey	26.1	6	7	97	3/40	13.86
Horton, Edward P	13 Red	5	0	1	31	1/22	31.00
Hughes, Adam	13 Silver	16	0	1	96	1/45	96.00
Hughes, Casey J	13 Navy	12	0	1	79	1/20	79.00
Hughes, Cooper C	13 Orange	47.1	12	10	127	2/5	12.70
Jackson, Ethan C	13 Orange	30.3	3	5	113	2/13	22.60
Kelly, James L	13 Orange	16	0	4	103	2/22	25.75
Kerrigan, Henry M	13 Green	30	2	6	141	3/14	23.50
Kershaw, Gilbert I	13 Silver	47	2	7	270	2/20	38.57
Lake, Cooper C	13 Silver	16	0	2	124	1/22	62.00
Malton, Kian L	13 Grey	16	1	5	75	2/31	15.00
Mandhan, Koshal S	13 Silver	36	1	7	218	2/37	31.14
McCredie, Thomas L	13 Green	15	0	4	109	1/21	27.25
McDade, William S	13 Grey	13	0	1	58	1/8	58.00
McDonald, Ben	13 Silver	5	0	2	27	2/27	13.50
McNeill, Angus D	13 Red	19	0	2	89	1/8	44.50
McPhee, Cameron J	13 Grey	6	0	0	24	0/9	-
Mellick, Oliver B	13 Red	16	0	1	46	1/17	46.00
Mercer, Jack H	13 Navy	18	3	4	93	2/20	23.25
Merchant, Ekaluvya N	13 Navy/Silver	28.3	2	8	120	4/36	15.00
Miller, Angus W	13 Silver	9	0	2	96	1/17	48.00
Miller, Jake J	13 Red	22	4	5	71	2/3	14.20
Munday, Harvey F	13 Red	27	7	4	80	3/21	20.00

### UNDER 13 BOWLING (continued) (6 teams / 78 players)

Player	Team	Overs	Maidens	Wickets	Runs	Best	Average
Narbey, Sam	13 Silver	14	1	2	89	1/16	44.50
Petersen, Matthew J	13 Red	20	1	5	55	2/1	11.00
Pincus, Louis T	13 Green	26	0	4	169	2/52	42.25
Polich, Braidyn C	13 Grey	21.4	1	7	89	3/33	12.71
Quinlan, Will M	13 Green	14	0	2	136	1/44	68.00
Richards, Benjamin T	13 Silver	17	0	5	88	2/12	17.60
Roberts, Darren B	13 Orange	44	7	7	171	2/4	24.43
Rothwell, Benjamin M	13 Navy	3	1	0	6	0/6	-
Schulz, Ethan J	13 Silver	17	0	2	76	1/7	38.00
Schulz, Harvey F	13 Silver	19	0	2	182	2/17	91.00
Scott, Dominic L	13 Navy	32	6	8	134	2/12	16.75
Shah, Vrish A	13 Green/Silver	26	0	0	156	0/10	-
Siganto, Jed W	13 Red	25.1	2	11	100	3/12	9.09
Singh, Dhruv	13 Silver	16	0	2	122	1/8	61.00
Smith, Colby T	13 Navy	33	4	4	181	2/40	45.25
Sneesby, Alex J	13 Silver	10	0	1	76	1/39	76.00
Standfield, Archie M	13 Orange	32	1	3	150	2/20	50.00
Teall, Henry A	13 Grey	9	0	2	44	1/12	22.00
Timblo, Armaan	13 Green	29.4	1	7	167	3/21	23.86
Todman, Hugh G	13 Orange	14	1	3	65	1/2	21.67
Venkatesh, Vedha Vyas	13 Orange	38.1	2	7	197	2/35	28.14
Walker, Max C	13 Silver	17	0	6	112	2/13	18.67
Wark, Finn J	13 Orange/Silver	53	5	12	229	2/9	19.08
Waters, Henry J	13 Silver	14	0	1	128	1/34	128.00
Weibgen, Harry L	13 Orange	54.1	9	10	157	4/3	15.70

### UNDER 12 BATTING & FIELDING (15 teams / 151 players)

Player	Team	Innings	Not Outs	Best Score	Runs	Average	Catches	Stumpings	Run Outs
Altun, Archie T	12 Yellow	5	1	10*	18	4.50	0	0	0
Ananda, Senuda	12 Maroon	8	1	27	101	14.43	0	0	0
Anderson, Kingston R	12 Blue	6	2	70	165	41.25	3	0	3
Anderson, Patrick J	12 Grey	9	3	50*	216	36.00	2	0	0
Arthur, Thomas J	12 Grey	11	6	51*	262	52.40	1	0	0
Balasuriya, Anoop V	12 Black	7	3	27	115	28.75	0	0	1
Banvill, Callum M	12 Green	11	2	35*	110	12.22	6	0	3
Barker, Jasper W	12 Maroon	1	0	4	4	4.00	0	0	0
Barling, Calan J	12 Maroon	15	2	28*	134	10.31	0	0	1
Barnard, Leo P	12 Aqua	7	3	119*	220	55.00	5	0	3
Bartlett, Thomas G	12 Yellow	8	3	15*	35	7.00	1	0	1
Bartzis, Elias	12 Purple	14	0	9	43	3.07	1	0	0
Basha, Balthazar A	12 Red	8	2	66*	255	42.50	2	0	0
Bates, Sidney L	12 Green	6	1	23*	84	16.80	1	0	0
Battista, Ryan	12 Blue	6	0	28	37	6.17	2	0	2
Bellett, Joshua	12 Blue	6	0	4	11	1.83	0	0	0
Betteridge, Albie O	12 Orange	8	2	74*	316	52.67	2	0	2
Bishop, Oliver J	12 Blue	5	2	11*	29	9.67	0	0	0
Blanch, Jacob E	12 Orange	9	3	36*	106	17.67	1	0	0
Blaszczyk, Benjamin M	12 Navy	5	1	11*	22	5.50	1	0	0
Browne, Ryan P	12 Black	8	2	45*	134	22.33	1	0	0
Bryant, Angus D	12 Orange	9	1	30*	103	12.88	0	0	0
Butler, James R	12 Yellow/Green	14	1	34*	115	8.85	4	0	1
Campbell, Toby D	12 Navy	5	4	55*	173	173.00	0	0	0
Carlson, Fletcher M	12 Red	9	6	67*	236	78.67	6	0	0
Carter, Luke R	12 Maroon	9	5	70*	333	83.25	6	0	0
Casey, Matthew T	12 Gold	15	6	64*	439	48.78	6	0	0
Cavanagh, Andrew J	12 Purple	13	5	39	185	23.13	3	0	0
Christie, Lachlan W	12 Amber	8	1	25	51	7.29	2	0	0
Clementson, Hugh R	12 Aqua	8	5	131*	598	199.33	4	0	2
Colen, Harry B	12 Gold	14	2	15*	58	4.83	2	0	2
Colen, Joel H	12 Gold	14	1	92	533	41.00	7	0	4
Cook, Makoto J	12 Grey	10	4	64	290	48.33	1	0	0
Coupland, Joshua N	12 Yellow/Green	12	4	41*	174	21.75	3	0	0
Cray, Ewan W	12 Orange	7	1	24	89	14.83	0	0	0

**UNDER 12 BATTING & FIELDING (continued) (15 teams / 151 players)**

Player	Team	Innings	Not Outs	Best Score	Runs	Average	Catches	Stumpings	Run Outs
Crook, Henry P	12 Grey	10	4	45*	236	39.33	1	0	0
Cross, Ethan J	12 Purple	15	6	63*	496	55.11	9	0	1
Dassanayaka, Matheesha	12 White	7	2	76*	205	41.00	1	0	1
Day, Ezra J	12 Purple	15	6	100*	404	44.89	6	0	0
de Jager, Joshua N	12 Orange	8	3	47*	176	35.20	1	0	1
de Putron, Guy B	12 Silver	6	1	4	8	1.60	0	0	1
Dewar, Rohan D	12 Maroon	1	1	5*	5	-	0	0	1
Easter, William J	12 Navy	6	4	50*	168	84.00	0	0	0
Easton, Alec T	12 Orange	9	1	44*	155	19.38	7	0	5
Ellemor, Leo J	12 Silver	5	0	3	8	1.60	0	0	0
Errington, Dylan T	12 Yellow	6	1	10*	22	4.40	0	0	0
Forrest, Zadok J	12 Purple	8	4	32*	131	32.75	0	0	0
Franklin, Harry R	12 Navy	6	4	86*	251	125.50	2	0	0
Frazier, Harper J	12 Yellow	7	2	30*	72	14.40	0	0	0
Geritz, Thomas M	12 Yellow/Green	13	4	13*	34	3.78	0	0	0
Gumley, Henry	12 Maroon	1	1	33*	33	-	0	0	1
Hadfield, Tom	12 White/Red	8	2	69	219	36.50	2	0	1
Hanna, Elliot B	12 Grey	10	1	60	225	25.00	1	0	0
Hansel, Riley L	12 Amber	6	0	47	86	14.33	3	0	0
Harris, Oliver J	12 Grey	6	1	40	118	23.60	0	0	0
Harrison, Jayden A	12 Aqua	8	1	33	116	16.57	6	0	1
Hayes, Oliver T	12 Navy	5	2	102*	257	85.67	2	0	0
Heenan, Francis S	12 Red	8	2	76*	249	41.50	11	0	0
Hill, Lewis B	12 Orange	9	1	78*	292	36.50	7	0	2
Hockey, Elliott A	12 Purple	15	5	61*	315	31.50	5	0	2
Hogan, Joseph E	12 Black	7	0	26	73	10.43	2	0	0
Holmes, Joshua D	12 Silver	6	1	11*	29	5.80	2	0	2
Hooper, George P	12 Silver	7	3	40*	122	30.50	0	0	1
Johnson, George W	12 Orange	9	0	20	47	5.22	2	0	0
Jones, Lyndon I	12 Gold	14	3	28*	103	9.36	2	0	1
Jordan, Oliver M	12 Yellow/Green	15	3	22*	103	8.58	0	0	0
Karoly, Nate W	12 Green	12	1	14*	57	5.18	2	0	1
Kelley, Samuel J	12 Amber/Aqua	6	1	24	66	13.20	1	0	0
Keogh, Reilly J	12 Amber	6	2	17*	49	12.25	1	0	0
Keogh, Tom J	12 Amber	6	3	37*	109	36.33	2	0	1
Kerton, Connor J	12 Purple	12	6	30*	146	24.33	6	0	0
Kleinschmidt, George E	12 Grey	11	2	41	184	20.44	0	0	0
Kruisdyk, Rocket W	12 Grey	10	3	32*	126	18.00	0	0	0
Kumala, Mack	12 Aqua	7	0	53	84	12.00	0	0	1
Lambley, William J	12 Navy	5	1	36	86	21.50	1	0	2
Liberatore, Hugo S	12 Silver	7	2	20*	39	7.80	1	0	2
Lohse, Joseph R	12 Navy	5	1	21	37	9.25	0	0	1
Lorenz, Daniel D	12 Amber	8	6	20	89	44.50	3	0	0
Mackay, Hamish N	12 Silver/Black	7	3	45*	158	39.50	0	0	3
MacKenzie, Zachary J	12 Green/White	13	3	91	345	34.50	6	0	2
Marlow, Archie J	12 Maroon	14	4	28*	124	12.40	6	0	3
McAuliffe, Harry L	12 Amber	7	0	26	80	11.43	4	0	1
McCabe, Lucas M	12 Navy	5	1	15*	29	7.25	0	0	0
McCahon, Ollie C	12 Amber	7	2	27*	68	13.60	0	0	0
McCormack, Toby J	12 Red	9	2	41*	233	33.29	2	0	0
McGauley, Oliver J	12 Blue	5	0	132	139	27.80	2	0	1
McGhie, George M	12 Black	4	0	32	35	8.75	0	0	0
McGovern, Aodhan T	12 Blue	4	2	20*	41	20.50	1	0	0
Meade, Zac E	12 Green	6	0	22	27	4.50	0	0	0
Mercer, Andy B	12 Aqua/Purple	9	2	93	288	41.14	5	0	3
Meynink, Declan	12 Purple	6	3	24*	54	18.00	1	0	0
Middleton, Oliver E	12 Maroon	13	2	19	83	7.55	1	0	0
Miller, Henry J	12 Black	7	2	17	55	11.00	1	0	0
Moore, Hayden P	12 Green	6	0	10	19	3.17	1	0	0
Murdoch, Matthew C	12 Red	9	2	41	219	31.29	1	0	0
Nanda, Sachin S	12 Maroon	6	1	5	9	1.80	1	0	0
Newlands, Elliott G	12 Maroon	11	3	22*	77	9.63	0	0	0
Nisbett, Lachlan R	12 Red	9	2	29*	127	18.14	1	0	2
Noon, Adam J	12 Yellow/Green	15	8	113*	478	68.29	3	0	5
Nothdurft, Edward O	12 Gold	15	5	38*	301	30.10	0	0	2

**UNDER 12 BATTING & FIELDING (continued) (15 teams / 151 players)**

Player	Team	Innings	Not Outs	Best Score	Runs	Average	Catches	Stumpings	Run Outs
O'Neill, Jay C	12 Purple	15	8	52*	422	60.29	3	0	1
O'Rielly, James P	12 Blue	5	1	3	7	1.75	0	0	0
O'Ryan, Zachary C	12 Blue	4	3	31*	55	55.00	2	0	0
Page, Henry E	12 Black	8	3	43*	129	25.80	0	0	1
Paranavithana, Sakith N	12 Gold	7	2	41*	97	19.40	0	0	0
Pegg, Matthew M	12 Navy	4	0	36	66	16.50	0	0	0
Petersen, Callum J	12 Gold	15	4	89*	362	32.91	10	0	1
Pigott, Leo W	12 Blue	6	1	13*	50	10.00	2	0	4
Railton, Cohan T	12 Yellow	6	2	4*	8	2.00	0	0	0
Roberts, Sid	12 Maroon	1	0	0	0	0.00	1	0	0
Rollason, Tom E	12 Silver/Aqua	7	2	35*	95	19.00	2	0	2
Russo, Max	12 Amber	5	1	30*	85	21.25	2	0	0
Russo, Samuel J	12 Amber	8	5	24*	127	42.33	2	0	1
Ryan, Rishi P	12 Maroon	13	2	47*	204	18.55	4	0	3
Samtani, Neil M	12 Maroon	12	4	31*	100	12.50	7	0	1
Shay, Angus W	12 Navy	4	1	38*	89	29.67	1	0	0
Sinclair, Ben J	12 Blue	3	0	68	97	32.33	2	0	0
Smith, Beauie J	12 Grey	10	3	38*	144	20.57	0	0	0
Smith, Campbell L	12 Grey	11	3	18*	88	11.00	0	0	0
Smith, Kit	12 Maroon	9	1	17	41	5.13	4	0	2
Smythe, Ruben K	12 Navy	6	2	19*	32	8.00	0	0	0
Samtani, Neil M	12 Maroon	12	4	31*	100	12.50	7	0	1
Shay, Angus W	12 Navy	4	1	38*	89	29.67	1	0	0
Sinclair, Ben J	12 Blue	3	0	68	97	32.33	2	0	0
Smith, Beauie J	12 Grey	10	3	38*	144	20.57	0	0	0
Smith, Campbell L	12 Grey	11	3	18*	88	11.00	0	0	0
Smith, Kit	12 Maroon	9	1	17	41	5.13	4	0	2
Smythe, Ruben K	12 Navy	6	2	19*	32	8.00	0	0	0
Sneesby, Alex J	12 Green	6	0	16	37	6.17	0	0	0
Spence, Mitchell W	12 Black	8	3	72*	200	40.00	2	0	2
Spencer, Maxwell P	12 Aqua	7	1	26	67	11.17	2	0	0
Sriskandarajah, Noah	12 Blue	5	4	48*	112	112.00	0	0	0
Stafford, Hugo S	12 Black	8	4	45*	141	35.25	1	0	1
Stonell, Claude A	12 Silver	4	1	7	12	4.00	0	0	0
Stuart, Cooper J	12 Green	6	2	63	213	53.25	0	0	1
Szumowski, Lachlan P	12 Aqua/Purple	8	3	56*	271	54.20	4	0	0
Tallon, Archer I	12 Grey	11	6	58*	382	76.40	1	0	1
Taylor, Curtis D	12 Green	6	2	8*	16	4.00	0	0	1
Tennakoon, Jonathon	12 Black	8	5	84*	306	102.00	1	0	1
Travers, Patrick W	12 Red	8	2	52	262	43.67	0	0	1
Tsiros, Massimo A	12 Red	8	3	6*	14	2.80	0	0	1
Vaughan, Frederick T	12 Silver	5	0	14	62	12.40	0	0	0
Wadhvani, Aadya M	12 White	8	5	77*	338	112.67	1	0	0
Wadhvani, Aamay M	12 White	8	4	101	393	98.25	3	0	3
Walker, Casper C	12 White	7	2	25	83	16.60	1	0	0
Wallis, Nathaniel P	12 Gold	13	5	37*	202	25.25	4	0	2
Walsh, Baden J	12 Purple	8	3	39*	182	36.40	2	0	0
Waring, Matthew P	12 Aqua	8	1	21*	40	5.71	0	0	1
Watson, Joshua L	12 Purple	13	1	27*	138	11.50	1	0	1
Webber, Lachlan J	12 Orange	7	1	11	36	6.00	0	0	0
Wessling, Fletcher E	12 Blue	4	0	54	144	36.00	1	0	0
Whitham, Blake J	12 White	7	2	16	40	8.00	0	0	0
Whitta, Aiden I	12 Black	8	4	39	175	43.75	2	2	0
Wilde, Jonah K	12 Navy	4	1	86	216	72.00	1	0	0
Wilson, Graeme A	12 Green	5	0	8	19	3.80	0	0	0
Wood, Samuel	12 Green	7	2	22*	60	12.00	1	0	1
Woolley, Max W	12 Silver	7	3	42*	110	27.50	2	0	0
Zantiotis, Harry J	12 Red	9	3	20*	80	13.33	0	0	0

## UNDER 12 BOWLING (15 teams / 151 players)

Player	Team	Overs	Maidens	Wickets	Runs	Best	Average
Altun, Archie T	12 Yellow	16	0	0	159	0/17	-
Ananda, Senuda	12 Maroon	32.1	4	8	169	2/15	21.13
Anderson, Kingston R	12 Blue	22.2	3	8	96	4/3	12.00
Anderson, Patrick J	12 Grey	37	8	12	139	3/0	11.58
Arthur, Thomas J	12 Grey	43	7	11	166	2/0	15.09
Balasuiriya, Anoop V	12 Black	20.5	1	8	100	2/2	12.50
Banvill, Callum M	12 Green	38	2	5	216	1/3	43.20
Barker, Jasper W	12 Maroon	3	0	0	14	0/14	-
Barling, Calan J	12 Maroon	57.1	2	8	333	2/9	41.63
Barnard, Leo P	12 Aqua	16	1	5	117	3/24	23.40
Bartlett, Thomas G	12 Yellow	26	0	3	171	2/25	57.00
Bartzis, Elias	12 Purple	34.5	1	7	233	2/13	33.29
Basha, Balthazar A	12 Red	24	1	7	92	4/14	13.14
Bates, Sidney L	12 Green	20	0	1	135	1/34	135.00
Battista, Ryan	12 Blue	25	1	5	149	2/8	29.80
Bellett, Joshua	12 Blue	16	2	2	82	1/4	41.00
Betteridge, Albie O	12 Orange	25.1	2	4	160	2/18	40.00
Bishop, Oliver J	12 Blue	16	0	1	116	1/27	116.00
Blanch, Jacob E	12 Orange	29	2	3	124	1/9	41.33
Blaszczyk, Benjamin M	12 Navy	18.5	2	10	54	3/2	5.40
Browne, Ryan P	12 Black	22	1	4	85	1/3	21.25
Bryant, Angus D	12 Orange	27	1	6	203	2/13	33.83
Butler, James R	12 Yellow/Green	48	3	15	284	4/9	18.93
Campbell, Toby D	12 Navy	23	0	7	98	2/8	14.00
Carlson, Fletcher M	12 Red	24.1	0	4	120	2/9	30.00
Carter, Luke R	12 Maroon	27	3	6	108	2/8	18.00
Casey, Matthew T	12 Gold	45.2	8	5	158	2/5	31.60
Cavanagh, Andrew J	12 Purple	33	2	1	180	1/8	180.00
Christie, Lachlan W	12 Amber	23	0	3	142	1/11	47.33
Clementson, Hugh R	12 Aqua	31	2	8	163	2/19	20.38
Colen, Harry B	12 Gold	52	7	5	232	2/2	46.40
Colen, Joel H	12 Gold	40.4	4	14	133	3/10	9.50
Cook, Makoto J	12 Grey	39.4	6	12	171	3/6	14.25
Coupland, Joshua N	12 Yellow/Green	33.4	2	10	174	4/12	17.40
Cray, Ewan W	12 Orange	28.5	1	8	197	3/23	24.63
Crook, Henry P	12 Grey	33	5	8	93	4/25	11.63
Cross, Ethan J	12 Purple	43	8	11	154	3/8	14.00
Dassanayaka, Matheesha	12 White	26	0	4	196	2/27	49.00
Day, Ezra J	12 Purple	41.1	3	11	161	2/3	14.64
de Jager, Joshua N	12 Orange	31	2	5	159	2/8	31.80
de Putron, Guy B	12 Silver	18	0	1	163	1/25	163.00
Dewar, Rohan D	12 Maroon	3	0	0	33	0/33	-
Easter, William J	12 Navy	18	1	5	59	2/3	11.80
Easton, Alec T	12 Orange	28.1	2	1	218	1/20	218.00
Ellemor, Leo J	12 Silver	16	0	0	139	0/12	-
Errington, Dylan T	12 Yellow	16	2	2	99	1/4	49.50
Forrest, Zadok J	12 Purple	22.1	4	12	72	3/0	6.00
Franklin, Harry R	12 Navy	17	0	5	61	2/3	12.20
Frazier, Harper J	12 Yellow	19	0	3	186	2/21	62.00
Geritz, Thomas M	12 Yellow/Green	37	1	6	256	2/16	42.67
Gumley, Henry	12 Maroon	4	0	0	19	0/19	-
Hadfield, Tom	12 Red/White	28	1	6	127	2/16	21.17
Hanna, Elliot B	12 Grey	29	2	10	136	3/8	13.60
Hansel, Riley L	12 Amber	11	0	3	52	2/8	17.33
Harris, Oliver J	12 Grey	14	1	3	50	2/5	16.67
Harrison, Jayden A	12 Aqua	29	7	8	119	1/2	14.88
Hayes, Oliver T	12 Navy	16	0	9	73	4/9	8.11
Heather, Cooper A	12 Maroon	2	0	1	10	1/10	10.00
Heenan, Francis S	12 Red	23	2	6	72	2/10	12.00
Hill, Lewis B	12 Orange	34	0	6	193	1/16	32.17
Hockey, Elliott A	12 Purple	51.1	6	12	205	4/24	17.08
Hogan, Joseph E	12 Black	21	0	4	117	2/6	29.25
Holmes, Joshua D	12 Silver	22	0	3	155	2/35	51.67
Hooper, George P	12 Silver	21.1	0	4	163	1/18	40.75
Johnson, George W	12 Orange	26	1	6	178	1/9	29.67



### UNDER 12 BOWLING (continued) (15 teams / 151 players)

Player	Team	Overs	Maidens	Wickets	Runs	Best	Average
Jones, Lyndon I	12 Gold	43.4	1	7	194	2/9	27.71
Jordan, Oliver M	12 Yellow/Green	45	1	10	211	2/12	21.10
Karoly, Nate W	12 Green	40	2	4	245	2/26	61.25
Kelley, Samuel J	12 Amber/Aqua	20	2	3	72	2/14	24.00
Keogh, Reilly J	12 Amber	18	1	4	119	1/2	29.75
Keogh, Tom J	12 Amber	20	1	4	98	2/12	24.50
Kerton, Connor J	12 Purple	34.2	6	11	141	3/9	12.82
Kleinschmidt, George E	12 Grey	36	9	16	87	4/7	5.44
Kruisdyk, Rocket W	12 Grey	33	5	6	132	2/5	22.00
Kumala, Mack	12 Aqua	31.1	3	6	174	2/11	29.00
Lambley, William J	12 Navy	14	1	2	32	1/1	16.00
Liberatore, Hugo S	12 Silver	13	1	3	91	2/34	30.33
Lohse, Joseph R	12 Navy	16	1	3	85	2/18	28.33
Lorenz, Daniel D	12 Amber	21.4	0	4	130	2/25	32.50
Mackay, Hamish N	12 Black/Silver	25	4	8	75	3/6	9.38
MacKenzie, Zachary J	12 White/Green	38.5	4	5	231	1/11	46.20
Marlow, Archie J	12 Maroon	55	1	5	346	2/10	69.20
McAuliffe, Harry L	12 Amber	23.4	1	2	137	1/3	68.50
McCabe, Lucas M	12 Navy	20	1	6	88	2/9	14.67
McCahon, Ollie C	12 Amber	23	0	9	127	4/2	14.11
McCormack, Toby J	12 Red	27.3	5	10	127	3/19	12.70
McGauley, Oliver J	12 Blue	23	0	5	119	2/23	23.80
McGhie, George M	12 Black	10	0	2	93	1/13	46.50
McGovern, Aodhan T	12 Blue	19	1	2	116	1/18	58.00
Meade, Zac E	12 Green	19	0	4	140	3/35	35.00
Mercer, Andy B	12 Aqua/Purple	33	2	7	124	3/12	17.71
Meynink, Declan	12 Purple	16.5	0	3	86	2/22	28.67
Middleton, Oliver E	12 Maroon	41.1	1	7	278	1/6	39.71
Miller, Henry J	12 Black	17.5	0	2	150	1/13	75.00
Moore, Hayden P	12 Green	23	1	5	179	1/19	35.80
Murdoch, Matthew C	12 Red	24.1	2	10	126	3/4	12.60
Nanda, Sachin S	12 Maroon	22	2	3	144	2/11	48.00
Newlands, Elliott G	12 Maroon	39	1	5	280	1/12	56.00
Nisbett, Lachlan R	12 Red	24	0	3	179	1/0	59.67
Noon, Adam J	12 Yellow/Green	48.2	2	7	289	2/33	41.29
Nothdurft, Edward O	12 Gold	51	3	14	222	2/9	15.86
O'Neill, Jay C	12 Purple	50	3	10	187	2/4	18.70
O'Rielley, James P	12 Blue	12	0	3	64	2/5	21.33
O'Ryan, Zachary C	12 Blue	16	0	2	87	1/7	43.50
Page, Henry E	12 Black	26	0	7	164	2/9	23.43
Paranavithana, Sakith N	12 Gold	24	2	10	69	3/2	6.90
Pegg, Matthew M	12 Navy	12	0	1	32	1/8	32.00
Petersen, Callum J	12 Gold	40.5	8	9	172	2/2	19.11
Pigott, Leo W	12 Blue	19	1	6	107	2/7	17.83
Railton, Cohan T	12 Yellow	17	0	2	146	1/12	73.00
Roberts, Sid	12 Maroon	4	0	2	27	2/27	13.50
Rollason, Tom E	12 Aqua/Silver	13	1	3	78	1/5	26.00
Russo, Max	12 Amber	18.3	0	6	106	3/10	17.67
Russo, Samuel J	12 Amber	28	2	7	126	2/7	18.00
Ryan, Rishi P	12 Maroon	49	5	5	280	1/14	56.00
Samtani, Neil M	12 Maroon	48.3	2	12	311	2/6	25.92
Shay, Angus W	12 Navy	16	2	5	35	2/5	7.00
Sinclair, Ben J	12 Blue	9	1	3	37	3/14	12.33
Smith, Beauie J	12 Grey	31.3	1	10	143	2/6	14.30
Smith, Campbell L	12 Grey	28	2	7	193	2/1	27.57
Smith, Kit	12 Maroon	31	1	3	227	1/30	75.67
Smythe, Ruben K	12 Navy	20	0	6	125	2/13	20.83
Sneesby, Alex J	12 Green	19	0	1	164	1/23	164.00
Spence, Mitchell W	12 Black	20	0	2	132	1/8	66.00
Spencer, Maxwell P	12 Aqua	30	0	6	185	2/24	30.83
Sriskandarajah, Noah	12 Blue	20	2	1	64	1/8	64.00
Stafford, Hugo S	12 Black	19	1	5	101	2/17	20.20
Stonell, Claude A	12 Silver	14	0	3	124	2/22	41.33
Stuart, Cooper J	12 Green	22	0	6	142	2/31	23.67
Szumowski, Lachlan P	12 Aqua/Purple	26	3	2	112	1/6	56.00
Tallon, Archer I	12 Grey	41	4	15	138	3/5	9.20

### UNDER 12 BOWLING (continued) (15 teams / 151 players)

Player	Team	Overs	Maidens	Wickets	Runs	Best	Average
Taylor, Curtis D	12 Green	22	0	1	139	1/12	139.00
Tennakoon, Jonathon	12 Black	24.3	2	13	112	6/6	8.62
Travers, Patrick W	12 Red	24	2	4	137	1/0	34.25
Tsiros, Massimo A	12 Red	18	0	3	153	1/17	51.00
Vaughan, Frederick T	12 Silver	16	2	2	72	2/14	36.00
Wadhvani, Aadya M	12 White	28	2	8	149	3/3	18.63
Wadhvani, Aamay M	12 White	32.2	1	15	141	4/17	9.40
Walker, Casper C	12 White	16.3	0	6	166	2/22	27.67
Wallis, Nathaniel P	12 Gold	52.5	3	14	275	3/19	19.64
Walsh, Baden J	12 Purple	25.1	1	7	151	2/12	21.57
Waring, Matthew P	12 Aqua	34	0	3	274	1/26	91.33
Watson, Joshua L	12 Purple	38	3	9	198	2/6	22.00
Webber, Lachlan J	12 Orange	16	1	1	149	1/29	149.00
Wessling, Fletcher E	12 Blue	19	0	5	93	3/22	18.60
Whitham, Blake J	12 White	24	1	5	173	2/14	34.60
Whitta, Aiden I	12 Black	18	1	4	89	2/11	22.25
Wilde, Jonah K	12 Navy	12	0	1	39	1/4	39.00
Wilson, Graeme A	12 Green	11	0	1	81	1/38	81.00
Wood, Samuel	12 Green	21.5	2	6	100	2/6	16.67
Woolley, Max W	12 Black/Silver	27.4	1	5	140	2/3	28.00
Zantiotis, Harry J	12 Red	23	1	7	153	2/24	21.86

### UNDER 11 BATTING & FIELDING (15 teams / 130 players)

Player	Team	Innings	Not Outs	Best Score	Runs	Average	Catches	Stumpings	Run Outs
Adeney, Hugo C	11 Yellow	5	5	16*	36	-	0	0	1
Aldridge, Owen J	11 Silver	8	8	35*	175	-	4	0	0
Baggio, Joseph A	11 Brown	9	8	22*	121	121.00	3	0	2
Banvill, Sam A	11 Maroon	11	11	23*	108	-	1	0	3
Barakat, Kaden G	11 Green	12	11	17*	93	93.00	0	0	2
Barker, Jasper W	11 Green	13	13	30*	248	-	3	0	3
Barrett, Clancy L	11 Silver	9	9	22*	117	-	0	0	1
Bathgate, Andrew B	11 Yellow	5	5	30*	105	-	0	0	0
Bedggood, Thomas B	11 Navy	6	6	23*	80	-	0	0	0
Bird, Ethan J	11 Silver	9	9	32*	166	-	2	0	1
Blake, Frederick J	11 Purple	10	9	19*	118	118.00	0	0	5
Blakemore, Oliver M	11 Black	5	5	24*	102	-	0	0	1
Blaszczyk, Thomas J	11 White	9	9	24*	61	-	1	0	2
Boys, Andrew L	11 Yellow	4	4	21*	49	-	0	0	0
Braben, Jack R	11 Purple	10	10	36*	163	-	1	0	3
Brown, Jake R	11 Grey	15	15	20*	171	-	1	0	0
Bryan, Darcy	11 Gold	15	15	36*	342	-	2	0	2
Bryan, Sebastian G	11 Brown	8	8	15*	60	-	0	0	1
Burton, James	11 Green	5	5	22*	75	-	0	0	0
Cahill, Ewan M	11 Aqua	4	3	28*	66	66.00	0	0	0
Cain, Jai A	11 Blue	5	2	23*	74	24.67	0	0	0
Caristo, Thomas O	11 Grey	16	16	29*	152	-	1	0	2
Carroll, Marley	11 White/Orange	16	16	24*	182	-	3	0	1
Challenor, Samuel A	11 Purple	10	10	12*	80	-	4	0	2
Church, Benjamin J	11 Maroon	11	11	26*	79	-	0	0	0
Cleary, Harrison J	11 Black	5	5	27*	122	-	3	0	0
Clune, Tom C	11 Gold	8	8	48*	217	-	2	0	1
Collins, Patrick J	11 Navy	7	7	48*	148	-	0	0	0
Coyle, William M	11 Silver	7	7	13*	37	-	1	0	1
Cross, Samuel C	11 Orange	9	9	37*	202	-	3	0	2
Darley, Liam G	11 White	8	8	14*	77	-	1	0	1
Dauber, William R	11 Yellow	1	1	20*	20	-	0	0	0
Dewar, Rohan D	11 Gold	6	6	19*	90	-	3	0	1
Dodd, Hugh	11 Orange	9	9	33*	231	-	5	0	1
Donnan, Rhys A	11 Aqua	4	4	14*	48	-	2	0	0
Duncan, Liam M	11 Yellow	2	2	23*	37	-	0	0	0
Dunne, George H	11 Orange	6	6	41*	160	-	0	0	0
Durbin, Oliver A	11 Purple	9	8	11*	66	66.00	0	0	0
Dyson, Charlie	11 Orange	8	8	34*	139	-	0	0	0

**UNDER 11 BATTING & FIELDING (continued) (15 teams / 130 players)**

Player	Team	Innings	Not Outs	Best Score	Runs	Average	Catches	Stumpings	Run Outs
Earley, William	11 Brown	4	4	24*	61	-	1	0	0
Edye, Max A	11 Black	5	4	11*	36	36.00	0	0	0
Falk, Harrison A	11 Maroon	11	11	34*	231	-	1	0	5
Ferguson, Connor J	11 Yellow	5	5	40*	138	-	1	0	0
Flanagan, Ben P	11 Navy	7	7	45*	144	-	0	0	1
Gall, Joseph M	11 Green/Yellow	15	15	36*	200	-	1	1	1
Gavin, Joshua T	11 Blue	4	3	15*	38	38.00	0	0	0
Gibson, Carter N	11 Blue	5	4	21*	72	72.00	0	0	0
Gillett, Isaac	11 Black	5	5	14*	44	-	0	0	1
Gordon, Lewis J	11 Orange	17	17	40*	453	-	7	0	2
Gorham, Max C	11 Brown	14	14	28*	265	-	3	0	4
Grady, Aiden W	11 Yellow	5	5	25*	94	-	0	0	0
Green, Oscar T	11 Purple	9	9	24*	119	-	0	0	2
Guest, Blake	11 Green/Yellow	15	15	30*	267	-	2	0	0
Guise, Hunter J	11 Blue	4	2	31*	84	42.00	0	0	0
Gumley, Henry	11 Gold	6	6	25*	109	-	1	0	2
Heather, Cooper A	11 Red/Brown	12	11	27*	146	146.00	7	0	2
Heron, Sidney	11 Yellow	4	4	14*	40	-	0	0	0
Hourigan, Luke M	11 Navy	6	6	7*	24	-	0	0	0
Huffels, Alexander	11 Aqua	4	3	36*	106	106.00	0	0	0
Hughes, Fergus M	11 White/Orange	17	17	40*	292	-	4	2	0
Irving, Mason S	11 Navy	5	4	23*	65	65.00	0	0	0
Isaac, Charlie R	11 Green	14	14	43*	277	-	1	0	3
Johnson, Eli T	11 Maroon	11	11	30*	209	-	2	0	1
Kan, Astin X	11 Red	6	6	5*	10	-	0	0	1
Kershaw, Edward H	11 Grey	16	16	24*	235	-	4	1	2
Laughton, Harvey J	11 Gold	9	9	36*	182	-	5	0	2
Lemcke, Joshua	11 Brown	5	5	23*	52	-	0	0	0
Levy, Gabriel H	11 Brown	9	9	20*	85	-	0	0	0
Lohse, Thomas P	11 Black	4	3	20*	62	62.00	0	0	0
Longworth, Fraser T	11 Green	8	8	25*	128	-	2	0	3
Lorroway, Henry N	11 Aqua	4	4	30*	65	-	2	0	0
Lorroway, Jake D	11 Aqua	4	4	18*	29	-	1	0	0
Lynn, Thomas M	11 White	7	7	12*	39	-	0	0	0
Macaulay, Hugo T	11 Orange	6	6	29*	127	-	2	0	0
Macfarlane, Rafferty G	11 Orange	9	9	44*	286	-	2	0	0
Mann, Ethan	11 Purple	3	3	6*	8	-	0	0	0
Manson-Bishop, Rhys	11 White/Orange	16	16	27*	208	-	1	0	0
Mauger, William H	11 Gold	13	13	25*	228	-	3	0	1
McGregor, Miles R	11 Blue	5	3	23	82	41.00	0	0	0
Midson, Noah H	11 Maroon	10	9	21*	104	104.00	3	0	1
Miles, Eli S	11 Silver	8	8	23*	99	-	0	0	0
Moore, Isaac T	11 Brown	9	9	22*	122	-	0	0	2
Morrow, Bernard A	11 Brown	9	9	11*	59	-	0	0	1
Moy, Jack X	11 Aqua	2	2	10*	19	-	0	0	0
Murphy, Benjamin P	11 Black	5	5	40*	123	-	1	0	1
Mylne, Toby J	11 Black	4	4	25*	61	-	2	0	0
Nicholson, Finley	11 White	9	9	31*	185	-	2	0	0
Northcote, Jack P	11 Blue	5	2	13	58	19.33	0	0	0
O'Connor, Tom K	11 Orange	16	16	29*	244	-	2	0	2
O'Connor, Will S	11 Orange	14	14	43*	320	-	2	0	3
O'Leary, Cormac D	11 Blue	5	1	38	112	28.00	0	0	0
O'Reilly, Cooper C	11 Purple	8	7	23*	110	110.00	3	0	2
O'Shea, Connor G	11 Yellow	5	5	21*	46	-	0	0	0
Owen, Thomas P	11 Red	7	7	12*	24	-	0	0	1
Peters, William	11 Navy	6	6	20*	88	-	0	0	1
Pickett, Harrison C	11 Green	12	12	19*	85	-	3	0	1
Piipari, Mikka J	11 Blue	3	1	18*	33	16.50	0	0	0
Pope, Joshua J	11 Silver	8	8	47*	243	-	2	1	2
Roberts, Sid	11 Green	13	13	43*	359	-	4	2	0
Rowland, Ike S	11 Silver	9	9	15*	100	-	1	0	0
Ryall, Stephen A	11 Black	4	4	27*	45	-	0	0	0
Sarkar, Ishaan	11 Brown	5	5	12*	44	-	0	0	0
Schefe, Eli P	11 Grey	16	16	29*	218	-	4	0	2
Schimke, Aidan P	11 Grey	16	16	52*	383	-	11	1	1

**UNDER 11 BATTING & FIELDING (continued) (15 teams / 130 players)**

Player	Team	Innings	Not Outs	Best Score	Runs	Average	Catches	Stumpings	Run Outs
Serisier, Henry	11 Brown	5	5	13*	40	-	1	0	0
Serisier, Hugo	11 Brown	5	5	12*	28	-	0	0	0
Shah, Devam A	11 White	9	9	45*	223	-	2	0	3
Sherritt, Lewis J	11 Gold	14	14	16*	125	-	2	0	0
Smith, Thomas J	11 Brown	9	9	9*	44	-	0	0	0
Spain, Declan W	11 Maroon	11	11	32*	212	-	2	0	4
Stafford, Jack E	11 Gold	15	14	26*	184	184.00	1	0	0
Stalley, Cameron W	11 Maroon	8	8	14*	50	-	0	0	0
Stute, Thomas S	11 Gold	15	15	48*	324	-	3	0	2
Taylor, Ethan J	11 Navy	7	7	27*	145	-	1	0	0
Thurgood, Stewart R	11 Blue	5	2	27	82	27.33	0	0	0
Tiel, Archer S	11 Red	6	6	9*	22	-	0	0	0
Tierney, Oliver G	11 Red	7	7	21*	50	-	1	0	2
Toon, Tom L	11 Grey	16	16	40*	296	-	1	0	3
Travers, Matthew P	11 Silver	9	9	29*	120	-	5	0	0
Tune, Darcy S	11 Maroon	10	10	15*	53	-	0	0	1
Vander Meulen, Francois	11 Grey	14	14	15*	65	-	0	0	1
Vetter, Andrew J	11 Red	7	7	10*	31	-	0	0	0
Vickery, Harry J	11 Silver	9	9	53*	238	-	2	0	2
Wall, Benjamin J	11 Red/Brown	11	11	21*	116	-	0	0	0
Waller, Archie J	11 Gold	13	12	25	201	201.00	2	0	2
Wallwork, Francis A	11 Brown	9	8	36*	232	232.00	0	0	3
Ward, Elliot D	11 Orange	16	16	39*	378	-	1	0	2
Wesley, Harry C	11 Grey	13	13	34*	252	-	3	0	5
Whitehill, Jack S	11 Brown	14	14	20*	133	-	4	0	2
Williams, Alastair G	11 Navy	6	6	17*	72	-	1	0	0

**UNDER 11 BOWLING (15 teams / 130 players)**

Player	Team	Overs	Maidens	Wickets	Runs	Best	Average
Adeney, Hugo C	11 Yellow	34	0	7	227	3/12	32.43
Aldridge, Owen J	11 Silver	18	1	8	76	2/3	9.50
Baggio, Joseph A	11 Brown	22	0	7	132	2/16	18.86
Banvill, Sam A	12 Green	32	0	12	232	4/17	19.33
Barakat, Kaden G	11 Green	33	0	5	299	2/37	59.80
Barker, Jasper W	11 Green	39	0	18	232	3/10	12.88
Barrett, Clancy L	11 Silver	22	0	9	115	2/14	12.78
Bathgate, Andrew B	11 Yellow	35	2	14	239	4/20	17.07
Bedggood, Thomas B	11 Navy	18	0	2	136	2/19	68.00
Bird, Ethan J	11 Silver	24	3	7	122	2/15	17.43
Blake, Frederick J	11 Purple	29	0	4	210	1/7	52.50
Blakemore, Oliver M	11 Black	13	0	2	79	1/8	39.50
Blaszczyk, Thomas J	11 White	23	0	1	145	1/6	145.00
Boys, Andrew L	11 Yellow	10	0	6	89	4/8	14.83
Braben, Jack R	11 Purple	13	0	1	74	1/26	74.00
Brown, Jake R	11 Grey	37	2	12	212	4/10	17.67
Bryan, Darcy	11 Gold	39	1	12	229	2/11	19.08
Bryan, Sebastian G	11 Brown	15	0	3	89	1/1	29.67
Burton, James	11 Green	15	0	5	75	3/13	15.00
Cahill, Ewan M	11 Aqua	9	0	5	35	2/7	7.00
Caristo, Thomas O	11 Grey	40	1	9	223	2/23	24.78
Carroll, Marley	11 White/Orange	42	0	11	265	3/14	24.09
Challenor, Samuel A	11 Purple	36	3	12	177	4/18	14.75
Church, Benjamin J	11 Maroon	32.3	1	3	221	1/10	73.67
Cleary, Harrison J	11 Black	16	0	4	109	1/9	27.25
Clune, Tom C	11 Gold	22	0	3	186	1/15	62.00
Collins, Patrick J	11 Navy	16	1	8	118	2/1	14.75
Coyle, William M	11 Silver	16.1	0	5	76	3/20	15.20
Cross, Samuel C	11 Orange	23	1	2	141	1/17	70.50
Darley, Liam G	11 White	22	0	5	168	2/24	33.60
Dauber, Oliver H	11 Purple	3	0	0	27	0/27	-
Dauber, William R	11 Yellow	11	0	1	99	1/5	99.00
Dewar, Rohan D	11 Gold	15.5	1	5	121	2/15	24.20
Dodd, Hugh	11 Orange	22	1	10	111	4/14	11.10

**UNDER 11 BOWLING (continued) (15 teams / 130 players)**

<b>Player</b>	<b>Team</b>	<b>Overs</b>	<b>Maidens</b>	<b>Wickets</b>	<b>Runs</b>	<b>Best</b>	<b>Average</b>
Donnan, Rhys A	11 Aqua	10	0	3	71	2/13	23.67
Duncan, Liam M	11 Yellow	11	0	4	67	2/12	16.75
Dunne, George H	11 Orange	16	0	2	93	1/21	46.50
Durbin, Oliver A	11 Purple	33	0	7	214	2/7	30.57
Dyson, Charlie	11 Orange	18	0	1	138	1/12	138.00
Earley, William	11 Brown	8	0	3	65	2/42	21.67
Edye, Max A	11 Black	17	0	6	129	2/22	21.50
Falk, Harrison A	11 Maroon	31	3	11	173	3/15	15.73
Ferguson, Connor J	11 Yellow	37	0	12	276	3/22	23.00
Flanagan, Ben P	11 Navy	22	0	7	174	3/26	24.86
Gall, Joseph M	11 Green/Yellow	37	0	6	309	1/3	51.50
Gillett, Isaac	11 Black	14	0	4	88	3/22	22.00
Gordon, Lewis J	11 Orange	44	3	14	223	2/8	15.93
Gorham, Max C	11 Brown	35	0	4	224	2/24	56.00
Grady, Aiden W	11 Yellow	33	1	6	275	2/17	45.83
Green, Oscar T	11 Purple	30	0	4	216	1/17	54.00
Guest, Blake	11 Green/Yellow	41	0	17	215	3/15	12.65
Gumley, Henry	11 Gold	16.1	1	10	79	4/5	7.90
Heather, Cooper A	11 Red/Brown	36	1	5	225	2/33	45.00
Heron, Sidney	11 Yellow	10	0	2	95	1/11	47.50
Hourigan, Luke M	11 Navy	20	0	4	157	1/18	39.25
Huffels, Alexander	11 Aqua	9	0	2	52	2/22	26.00
Hughes, Fergus M	11 White/Orange	43	0	11	246	3/21	22.36
Irving, Mason S	11 Navy	13	0	4	88	2/10	22.00
Isaac, Charlie R	11 Green	35	0	8	219	1/3	27.38
Johnson, Eli T	11 Maroon	31	1	10	188	2/20	18.80
Kan, Astin X	11 Red	19	1	7	162	2/27	23.14
Kershaw, Edward H	11 Grey	42.5	1	12	276	2/7	23.00
Laughton, Harvey J	11 Gold	23	0	7	154	2/9	22.00
Lemcke, Joshua	11 Brown	15	0	0	91	0/3	-
Levy, Gabriel H	11 Brown	20	1	2	134	1/12	67.00
Lohse, Thomas P	11 Black	13	1	3	67	2/14	22.33
Longworth, Fraser T	11 Green	22	0	10	165	3/25	16.50
Lorroway, Henry N	11 Aqua	13	0	4	76	2/15	19.00
Lorroway, Jake D	11 Aqua	10	0	4	66	2/29	16.50
Lynn, Thomas M	11 White	18	1	4	117	2/12	29.25
Macaulay, Hugo T	11 Orange	16	1	6	130	3/28	21.67
Macfarlane, Rafferty G	11 Orange	23	1	5	83	3/9	16.60
Mann, Ethan	11 Purple	8	0	0	66	0/19	-
Manson-Bishop, Rhys	11 White/Orange	41	0	4	306	2/23	76.50
Mauger, William H	11 Gold	29	0	3	239	1/5	79.67
Midson, Noah H	11 Maroon	31.5	0	5	187	2/9	37.40
Miles, Eli S	11 Silver	21	2	6	78	3/4	13.00
Moore, Isaac T	11 Brown	20	0	6	127	2/13	21.17
Morrow, Bernard A	11 Brown	21	0	4	156	2/16	39.00
Moy, Jack X	11 Aqua	13	0	5	69	2/32	13.80
Murphy, Benjamin P	11 Black	16	0	4	107	2/13	26.75
Mylne, Toby J	11 Black	16	0	6	104	3/32	17.33
Nicholson, Finley	11 White	26	1	6	168	2/9	28.00
O'Connor, Tom K	11 Orange	41	2	13	294	2/8	22.62
O'Connor, Will S	11 Orange	37	0	11	199	3/28	18.09
O'Reilly, Cooper C	11 Purple	27	1	9	162	5/24	18.00
O'Shea, Connor G	11 Yellow	23	0	9	199	3/15	22.11
Owen, Thomas P	11 Red	15	0	1	111	1/9	111.00
Peters, William	11 Navy	17	0	2	127	1/12	63.50
Pickett, Harrison C	11 Green	29	0	8	205	3/11	25.63
Pope, Joshua J	11 Silver	20	1	5	108	2/10	21.60
Roberts, Sid	11 Green	35	1	8	233	3/10	29.13
Rowland, Ike S	11 Silver	21	0	8	111	2/5	13.88
Ryall, Stephen A	11 Black	15	0	1	109	1/18	109.00
Sarkar, Ishaan	11 Brown	15	1	3	134	1/13	44.67
Scheffe, Eli P	11 Grey	44	0	17	260	3/12	15.29
Schimke, Aidan P	11 Grey	44	2	18	245	4/14	13.61
Serisier, Henry	11 Brown	12	0	4	65	2/5	16.25
Serisier, Hugo	11 Brown	12	3	3	81	1/7	27.00
Shah, Devam A	11 White	28	2	13	165	3/8	12.69

### UNDER 11 BOWLING (continued) (15 teams / 130 players)

Player	Team	Overs	Maidens	Wickets	Runs	Best	Average
Sherritt, Lewis J	11 Gold	35	0	9	238	2/13	26.44
Smith, Thomas J	11 Brown	18	0	3	134	2/8	44.67
Spain, Declan W	11 Maroon	32.1	0	17	161	3/17	9.47
Stafford, Jack E	11 Gold	43	0	16	264	2/9	16.50
Stalley, Cameron W	11 Maroon	20	0	1	135	1/12	135.00
Stevens, Kobi	11 Yellow	10	0	2	56	1/13	28.00
Stute, Thomas S	11 Gold	43	0	12	255	3/15	21.25
Taylor, Ethan J	11 Navy	21	0	6	168	2/17	28.00
Tiel, Archer S	11 Red	10.4	0	1	78	1/15	78.00
Tierney, Oliver G	11 Red	26	0	6	197	3/34	32.83
Toon, Tom L	11 Grey	43	2	12	292	3/10	24.33
Travers, Matthew P	11 Silver	19	2	8	91	4/4	11.38
Tune, Darcy S	11 Maroon	27.5	0	8	188	3/15	23.50
Vander Meulen, Francois	11 Grey	35	0	5	206	1/4	41.20
Vetter, Andrew J	11 Red	20	0	2	138	1/20	69.00
Vickery, Harry J	11 Silver	23	5	14	65	3/16	4.64
Wall, Benjamin J	11 Red/Brown	40	2	4	279	2/18	69.75
Waller, Archie J	11 Gold	35	0	14	266	4/9	19.00
Wallwork, Francis A	11 Brown	26	0	14	109	3/14	7.79
Ward, Elliot D	11 Orange	39	0	6	238	2/27	39.67
Wesley, Harry C	11 Grey	31	0	5	156	2/23	31.20
Whitehill, Jack S	11 Brown	34	0	6	193	2/12	32.17
Williams, Alastair G	11 Navy	13	0	1	106	1/8	106.00



Even registration for the All Abilities Program was good fun.

# PLAYER STATISTICS – JUNIOR GIRLS GRADES U11 – U16

## GENERAL NOTES RE STATISTICS, RECORDS & FORMAT

Please note that all tables are based on team abstracts or MyCricket entries submitted by team volunteers.  
Care has been taken to publish accurate tables but we apologise for any errors or omissions.  
All players from U11 to Open Division teams are listed by surname in alphabetical order per age group. For U8 to U10 players, statistics are not recorded but all players, coaches and managers names are listed in the annual report.

### UNDER 16 GIRLS BATTING & FIELDING (1 team / 13 players)

Player	Team	Innings	Not Outs	Best Score	Runs	Average	Catches	Stumpings	Run Outs
Bhatnagar, Jenah M	16 Azure	14	1	19*	98	7.54	0	0	1
Dunlop, Amani R	16 Azure	5	2	15*	35	11.67	1	0	2
Ferguson, Amy G	16 Azure	15	2	7*	32	2.46	3	0	0
Jones, Naomi G	16 Azure	14	4	17*	81	8.10	1	0	0
Lyons, Bridget A	16 Azure	24	7	39	413	24.29	3	0	1
Miller, Lily K	16 Azure	18	4	11	68	4.86	3	1	2
Mitchell, Sofia R	16 Azure	18	5	17	90	6.92	1	0	1
O'Kane, Elise D	16 Azure	11	4	59*	157	22.43	4	2	1
Paranavithana, Harini H	16 Azure	18	9	18*	121	13.44	2	0	5
Roantree, Mathilda R	16 Azure	7	3	25.1	72	18.00	1	0	2
Ryan, Billie H	16 Azure	15	6	54*	126	14.00	2	0	1
Stevens, Edie	16 Azure	12	3	18*	60	6.67	1	0	2
Winwood, Katherine J	16 Azure	14	4	10	50	5.00	3	0	1

### UNDER 15 GIRLS BOWLING (1 team / 13 players)

Player	Team	Overs	Maidens	Runs	Wickets	Best	Average
Bhatnagar, Jenah M	16 Azure	36	0	238	1	1/5	238.00
Dunlop, Amani R	16 Azure	13	0	51	2	2/7	25.50
Ferguson, Amy G	16 Azure	43.3	1	243	12	3/23	20.25
Jones, Naomi G	16 Azure	37.5	1	185	5	1/6	37.00
Lyons, Bridget A	16 Azure	51	0	262	7	1/4	37.43
Miller, Lily K	16 Azure	33.2	0	192	4	1/4	48.00
Mitchell, Sofia R	16 Azure	28.5	0	150	5	2/17	30.00
O'Kane, Elise D	16 Azure	16.4	0	73	2	2/9	36.50
Paranavithana, Harini H	16 Azure	50	3	242	13	3/8	18.62
Roantree, Mathilda R	16 Azure	19.3	1	72	2	1/9	36.00
Ryan, Billie H	16 Azure	49	3	225	10	3/19	22.50
Stevens, Edie	16 Azure	29	0	201	3	1/9	67.00
Winwood, Katherine J	16 Azure	33.2	1	138	4	1/1	34.50

### UNDER 13 GIRLS BATTING & FIELDING (3 teams / 32 players)

Player	Team	Innings	Not Outs	Best Score	Runs	Average	Catches	Stumpings	Run Outs
Ayliffe, Emma C	13 Sky	12	8	26	156	39.00	0	0	1
Bell, Prudence G	13 Azure	11	5	33*	99	16.50	0	0	0
Bhatnagar, Misha F	13 Emerald	14	10	10*	61	15.25	0	0	0
Callaghan, Lucy C	13 Sky	14	7	31*	118	16.86	0	0	0
Callaghan, Mia J	13 Sky	14	7	38*	209	29.86	0	0	0
Connell, Brigitte R	13 Sky	14	7	19*	158	22.57	1	0	0
Cowie, Chloe J	13 Emerald	11	8	14	60	20.00	1	0	4
Dale, Chelsea L	13 Azure/Sky	16	10	53*	386	64.33	5	0	5
Donaghy-Lowrey, Anna V	13 Emerald	14	13	24*	144	144.00	0	0	3
Edwards Kalaf, Illy E	13 Azure	11	6	17*	59	11.80	2	0	1
Fellinger, Jasmine K	13 Emerald	6	6	24*	61	-	1	0	3
Goslin, Anna G	13 Sky	12	6	18*	100	16.67	0	0	0
Grant, Ruby E	13 Azure	16	8	17	135	16.88	0	0	2

### UNDER 13 GIRLS BATTING & FIELDING (continued) (3 teams / 32 players)

Player	Team	Innings	Not Outs	Best Score	Runs	Average	Catches	Stumpings	Run Outs
Hill, Lily R	13 Azure	16	8	15	77	9.63	1	0	0
Hodgen, Chloe S	13 Emerald	14	14	18*	110	-	0	0	3
Hoe, Lilly G	13 Sky	13	9	35*	260	65.00	0	0	1
Hunter, Poliana R	13 Sky	7	1	10*	24	4.00	1	0	0
King, Grace E	13 Emerald/Azure	16	9	21*	135	19.29	5	0	1
Laing, Madison E	13 Emerald	6	6	28*	105	-	1	0	1
Lamers, Evelyn M	13 Azure	8	6	26*	66	33.00	0	0	0
Martin, Isla M	13 Sky	12	8	62*	236	59.00	0	0	0
Martin, Neve F	13 Sky	12	7	43*	225	45.00	0	0	0
Millott, Tara M	13 Azure	18	11	58*	423	60.43	6	0	4
O'Connell, Eloise H	13 Emerald	11	8	21*	137	45.67	1	0	3
Penrose, Greta M	13 Emerald	12	9	8*	42	14.00	0	0	1
Roantree, Mathilda R	13 Azure	9	5	24.1	151	37.75	2	0	1
Serisier, Charlotte A	13 Emerald/Azure	14	12	13*	106	53.00	2	0	4
Stanley, Emma N	13 Emerald	14	12	20*	154	77.00	0	0	4
Swanepoel, Emma	13 Sky	12	5	35*	146	20.86	2	0	0
Tinetti, Alyssa L	13 Azure	20	10	38*	272	27.20	3	0	5
Vidakovic, Katarina C	13 Azure	11	5	15*	64	10.67	0	0	0
Wallwork, Claudia J	13 Emerald/Azure	12	12	25*	161	-	3	0	0

### UNDER 13 GIRLS BOWLING (3 teams / 32 players)

Player	Team	Overs	Maidens	Runs	Wickets	Best	Average
Ayliffe, Emma C	13 Sky	20	0	163	4	1/7	40.75
Bell, Prudence G	13 Azure	26	3	100	10	2/9	10.00
Bhatnagar, Misha F	13 Emerald	35	0	296	1	1/18	296.00
Callaghan, Lucy C	13 Sky	32	0	231	7	2/27	33.00
Callaghan, Mia J	13 Sky	29.1	2	170	2	1/1	85.00
Connell, Brigitte R	13 Sky	23.3	0	239	6	2/16	39.83
Cowie, Chloe J	13 Emerald	26	0	172	3	1/6	57.33
Dale, Chelsea L	13 Azure/Sky	45.3	8	157	7	3/16	22.43
Donaghy-Lowrey, Anna V	13 Emerald	33	0	230	8	2/8	28.75
Edwards Kalaf, Illy E	13 Azure	27	0	144	1	1/2	144.00
Fellinger, Jasmine K	13 Emerald	12	0	59	3	1/8	19.67
Goslin, Anna G	13 Sky	22	1	190	3	1/15	63.33
Grant, Ruby E	13 Azure	41.1	4	155	10	2/5	15.50
Hill, Lily R	13 Azure	39	1	231	6	2/8	38.50
Hodgen, Chloe S	13 Emerald	38	1	222	5	2/6	44.40
Hoe, Lilly G	13 Sky	29	2	176	9	2/12	19.56
Hunter, Poliana R	13 Sky	15	0	118	1	1/26	118.00
King, Grace E	13 Emerald/Azure	42	4	201	11	2/8	18.27
Laing, Madison E	13 Emerald	13	0	44	1	1/8	44.00
Lamers, Evelyn M	13 Azure	19	0	114	0	0/4	-
Martin, Isla M	13 Sky	23	0	171	5	1/8	34.20
Martin, Neve F	13 Sky	21	1	178	8	3/8	22.25
Millott, Tara M	13 Azure	55.1	7	202	23	4/30	8.78
O'Connell, Eloise H	13 Emerald	29	0	209	9	2/6	23.22
Penrose, Greta M	13 Emerald	32	1	188	1	1/16	188.00
Roantree, Mathilda R	13 Azure	28	1	130	10	3/30	13.00
Serisier, Charlotte A	13 Emerald/Azure	37	0	238	7	4/12	34.00
Stanley, Emma N	13 Emerald	40	1	250	8	3/9	31.25
Swanepoel, Emma	13 Sky	23	3	116	6	3/12	19.33
Tinetti, Alyssa L	13 Azure	56	10	181	13	3/8	13.92
Vidakovic, Katarina C	13 Azure	23	0	122	9	2/12	13.56
Wallwork, Claudia J	13 Emerald/Azure	30	1	133	7	2/14	19.00



### UNDER 11 GIRLS BATTING & FIELDING (3 teams / 28 players)

Player	Team	Innings	Not Outs	Best Score	Runs	Average	Catches	Stumpings	Run Outs
Barnes, Piper	11 Sky	7	7	19*	62	-	0	0	0
Bloomer, Annecy	11 Azure	6	4	22	86	43.00	0	0	0
Blumhardt, Agnes J	11 Sky	6	6	8*	33	-	0	0	0
Blumhardt, Vera M	11 Sky	6	6	11*	46	-	0	0	0
Donohue, Ophelia J	11 Ruby	16	15	33*	296	296.00	3	0	2
Eason, Maddison M	11 Ruby	16	16	14*	123	-	0	0	1
Elliott, Isabella M	11 Sky	6	6	9*	41	-	0	0	0
Fasone, Caitlin	11 Ruby	4	4	10*	26	-	0	0	2
Fellinger, Jasmine K	11 Ruby	9	8	41*	216	216.00	0	0	1
Goslin, Jessie E	11 Sky	5	5	16*	64	-	0	0	0
Harriden, Louella N	11 Sky	1	1	3*	3	-	0	0	0
Hunter, Saphira R	11 Sky	6	6	19*	71	-	0	0	1
Jones, Hannah	11 Azure	6	5	19	90	90.00	1	0	1
Laing, Madison E	11 Ruby	9	9	39*	246	-	2	0	6
Linton, Emma	11 Azure	7	5	23*	82	41.00	1	0	1
McAndrew, Emily I	11 Sky	5	5	21*	78	-	0	0	0
Millhouse, Jemima	11 Azure	6	6	14*	42	-	0	0	0
Miranda, Isla R	11 Ruby	16	14	18*	114	57.00	0	0	3
O'Connell, Sophie A	11 Ruby	15	12	20*	183	61.00	2	0	2
Pope, Hayley J	11 Ruby	16	16	28*	266	-	1	0	2
Shepherd, Zali	11 Azure	6	6	22*	90	-	1	0	0
Siriwardhane, Maya	11 Ruby	16	14	18*	124	62.00	0	0	1
Swanepoel, Emma	11 Azure	1	1	8.1	8	-	0	0	0
Swanepoel, Zoe	11 Azure	6	4	14	56	28.00	0	0	0
Vickery, Minnie	11 Azure	6	5	22*	92	92.00	0	0	0
Wallwork, Margot S	11 Ruby	16	14	24*	191	95.50	0	0	2
Walsh, Kaila R	11 Sky	7	7	23*	117	-	0	0	0
Yannarakis, Zoe	11 Sky	5	5	38*	128	-	0	0	1

### UNDER 11 GIRLS BOWLING (3 teams / 28 players)

Player	Team	Overs	Maidens	Runs	Wickets	Best	Average
Barnes, Piper	11 Sky	16	1	73	3	1/2	24.33
Bloomer, Annecy	11 Azure	21	1	88	3	2/7	29.33
Blumhardt, Agnes J	11 Sky	16	0	87	3	1/11	29.00
Blumhardt, Vera M	11 Sky	14	0	82	3	1/10	27.33
Donohue, Ophelia J	11 Ruby	39	3	138	10	2/10	13.80
Eason, Maddison M	11 Ruby	38	0	177	8	2/25	22.13
Elliott, Isabella M	11 Sky	14	0	81	1	1/8	81.00
Fasone, Caitlin	11 Ruby	12	0	43	3	2/11	14.33
Fellinger, Jasmine K	11 Ruby	19	0	86	7	2/14	12.29
Goslin, Jessie E	11 Sky	11	0	42	0	0/4	-
Harriden, Louella N	11 Sky	4	0	26	2	1/3	13.00
Hunter, Saphira R	11 Sky	15	1	70	2	1/10	35.00
Jones, Hannah	11 Azure	12	0	55	1	1/17	55.00
Laing, Madison E	11 Ruby	19	1	83	5	2/26	16.60
Linton, Emma	11 Azure	23	0	111	4	3/9	27.75
McAndrew, Emily I	11 Sky	15	0	86	2	1/9	43.00
Millhouse, Jemima	11 Azure	19	0	118	0	0/9	-
Miranda, Isla R	11 Ruby	39	4	155	7	2/10	22.14
O'Connell, Sophie A	11 Ruby	41	3	155	9	3/15	17.22
Pope, Hayley J	11 Ruby	37	1	126	7	2/2	18.00
Shepherd, Zali	11 Azure	20	0	72	2	1/7	36.00
Siriwardhane, Maya	11 Ruby	37	0	162	2	1/7	81.00
Swanepoel, Emma	11 Azure	4	0	16	0	0/16	-
Swanepoel, Zoe	11 Azure	18	0	97	2	1/3	48.50
Vickery, Minnie	11 Azure	21	0	80	1	1/11	80.00
Wallwork, Margot S	11 Ruby	37	1	140	7	1/2	20.00
Walsh, Kaila R	11 Sky	21	0	112	5	2/17	22.40
Yannarakis, Zoe	11 Sky	11	0	52	1	1/11	52.00

## UNDER 11 TO OPEN (U17) CLUB APPOINTED INDIVIDUAL TROPHIES

### HALF SEASON PLAYERS

<b>OPEN (UNDER 17)</b>	
Batting Average	Thomas Hurwood 86.00 (172 runs, 5 innings, 3 no)
Batting Aggregate	Hamish Penrose (260 runs, HS 94*)
Bowling Average	Ryan Connolly 7.60 (5 wickets, 38 runs, 15 overs)
Most Wickets	Liam Morris 10 wickets, best 3/6
Most Dismissals	Jim McCall 9 (7 catches, 2 stumpings)
Most Valuable Player	Hamish Penrose 260 runs, 6 wickets, 2 catches

<b>UNDER 15</b>	
Batting Average	Saxon Jeh 156.50 (313 runs, 5 innings, 3 no)
Batting Aggregate	Benjamin Conway (361 runs, HS 114*)
Bowling Average	Sam Lewis 11.75 (4 wickets, 47 runs, 26 overs)
Most Wickets	Thomas Keogh 10 wickets, best 3/42
Most Dismissals	William Nickelson 9 (5 catches, 4 stumpings)
Most Valuable Player	Benjamin Conway 361 runs, 5 wickets, 7 catches

<b>UNDER 14</b>	
Batting Average	William Tozer 243 (243 runs, 5 innings, 4 no)
Batting Aggregate	William Tozer (243 runs, HS 74*)
Bowling Average	James Brandon 8.33 (6 wickets, 50 runs, 17 overs)
Most Wickets	Lucas Bryan 11 wickets, best 4/4
Most Dismissals	Xavier O'Sullivan 9 (9 catches)
Most Valuable Player	James Brandon 212 runs, 6 wickets, 7 catches

<b>UNDER 13</b>	
Batting Average	Armaan Timblo 219 (219 runs, 5 innings, 3 no)
Batting Aggregate	Armaan Timblo (438 runs, HS 174*)
Bowling Average	Jed Siganto 9.09 (11 wickets, 100 runs, 25.1 overs)
Most Wickets	Jed Siganto 11 wickets, best 3/12
Most Dismissals	Elliott Gillman 16 (4 catches, 12 stumpings)
Most Valuable Player	Armaan Timblo 438 runs, 7 wickets, 5 catches

<b>UNDER 12</b>	
Batting Average	Hugh Clementson 199.33 (598 runs, 8 innings, 5 no)
Batting Aggregate	Hugh Clementson (199.33 runs, HS 131*)
Bowling Average	Benjamin Blaszczyk 5.40 (10 wickets, 54 runs, 18.5 overs)
Most Wickets	Aamay Wadhvani 15 wickets, best 4/17
Most Dismissals	Francis Heenan 11 (11 catches)
Most Valuable Player	Hugh Clementson 598 runs, 8 wickets, 4 catches

<b>UNDER 11 (Modified cricket)</b>	
Batting Aggregate	Hugh Clementson 598 runs, 8 wickets, 4 catches
Bowling Average	Harry Vickery 4.64 (14 wickets, 65 runs, 23 overs)
Most Wickets	Harry Vickery 14 wickets, best 3/16 Francis Wallwork 14 wickets, best 3/14
Most Valuable Player	Harry Vickery 238 runs, 14 wickets, 2 catches

## UNDER 11 TO OPEN (U17) CLUB APPOINTED INDIVIDUAL TROPHIES

### FULL SEASON PLAYERS

<b>OPEN (UNDER 17)</b>	
Batting Average	Fred Steane-Bear 53.33 (320 runs, 9 innings, 3 no)
Batting Aggregate	Fred Steane-Bear (320 runs, HS 78*)
Bowling Average	Fred Steane-Bear 14.38 (8 wickets, 115 runs, 31 overs)
Most Wickets	Fred Steane-Bear 8 wickets, best 3/17 Oliver Boiston 8 wickets, best 2/6
Most Dismissals	Cooper McFadden 7 (7 catches)
Most Valuable Player	Fred Steane-Bear 320 runs, 8 wickets, 4 catches

<b>UNDER 15</b>	
Batting Average	Heath Tallon 109.00 (109 runs, 5 innings, 4 no)
Batting Aggregate	Hamish Sorensen-Bews (359 runs, HS 78*)
Bowling Average	Heath Tallon 8.42 (19 wickets, 160 runs, 47.3 overs)
Most Wickets	Heath Tallon 19 wickets, best 5/31
Most Dismissals	Hamish Sorensen-Bews 10 (10 catches)
Most Valuable Player	Hamish Sorensen-Bews 359 runs, 6 wickets, 10 catches

<b>UNDER 14</b>	
Batting Average	Julian Spence 58.00 (290 runs, 8 innings, 3 no)
Batting Aggregate	Julian Spence (290 runs, HS 60*)
Bowling Average	Ryan Gant 7.25 (12 wickets, 87 runs, 41 overs)
Most Wickets	Ryan Gant 12 wickets, best 2/2
Most Dismissals	Ryan Gant 6 (6 catches) Owen Tyrell 6 (6 catches)
Most Valuable Player	Ryan Gant 211 runs, 12 wickets, 6 catches

<b>UNDER 13</b>	
Batting Average	Harry Weibgen 68.50 (274 runs, 9 innings, 5 no)
Batting Aggregate	Finn Wark (296 runs, HS 117*)
Bowling Average	Cooper Hughes 12.70 (10 wickets, 127 runs, 47.1 overs)
Most Wickets	Finn Wark 12 wickets, best 2/9
Most Dismissals	Koshal Mandhan 7 (7 catches) Archie Standfield 7 (7 catches)
Most Valuable Player	Finn Wark 296 runs, 12 wickets, 4 catches

<b>UNDER 12</b>	
Batting Average	Archer Tallon 76.40 (382 runs, 11 innings, 6 no)
Batting Aggregate	Joel Colen (533 runs, HS 92)
Bowling Average	George Kleinschmidt 5.44 (16 wickets, 87 runs, 36 overs)
Most Wickets	George Kleinschmidt 16 wickets, best 4/7
Most Dismissals	Callum Petersen 10 (10 catches)
Most Valuable Player	Joel Colen 533 runs, 14 wickets, 7 catches

<b>UNDER 11 (Modified cricket)</b>	
Batting Aggregate	Lewis Gordon (453 runs, HS 40*)
Bowling Average	Declan Spain 9.47 (17 wickets, 161 runs, 32.1 overs)
Most Wickets	Jasper Barker 18 wickets, best 3/10 Aidan Schimke 18 wickets, best 4/14
Most Dismissals	Aidan Schimke 12 (11 catches, 1 stumping)
Most Valuable Player	Aidan Schimke 383 runs, 18 wickets, 11 catches

<b>UNDER 16 GIRLS</b>	
Batting Average	Bridget Lyons 24.29 (413 runs, 24 innings, 7 no)
Batting Aggregate	Bridget Lyons (413 runs, HS 39)
Bowling Average	Harini Paranavithana 18.62 (13 wickets, 242 runs, 50 overs)
Most Wickets	Harini Paranavithana 13 wickets, best 3/8
Most Dismissals	Elise O'Kane 6 (4 catches, 2 stumpings)
Most Valuable Player	Bridget Lyons 413 runs, 7 wickets, 3 catches

<b>UNDER 13 GIRLS</b>	
Batting Average	Claudia Wallwork 161 (161 runs, 12 innings, 12 no)
Batting Aggregate	Tara Millott (423 runs, HS 58*)
Bowling Average	Tara Millott 8.78 (23 wickets, 202 runs, 55.1 overs)
Most Wickets	Tara Millott 23 wickets, best 4/30
Most Dismissals	Tara Millott 6 (6 catches)
Most Valuable Player	Tara Millott 423 runs, 23 wickets, 6 catches

<b>UNDER 11 GIRLS (Modified cricket)</b>	
Batting Aggregate	Ophelia Donohue (296 runs, HS 33*)
Bowling Average	Jasmine Fellingner 12.29 (7 wickets, 86 runs, 19 overs)
Most Wickets	Ophelia Donohue 10 wickets, best 2/10
Most Valuable Player	Ophelia Donohue 296 runs, 10 wickets, 3 catches

# U8 - U10 MODIFIED RULES

## PLAYER, COACH & MANAGER LISTS

14 Under 10 Teams, 12 Under 9 Teams, 9 Under 8 Teams & 1 Under 8 Girls Teams = 36 teams

### UNDER 10 AMBER

Charlie Barnett
Dermot Whitaker
Elliot Katter
Jack Easter
James Travers
Patrick Easter
Tate Miles
William Hutchinson
<b>Coach: Ben Whitaker</b>
<b>Manager: Meg Whitaker</b>

### UNDER 10 AQUA

Aislinn Sheehan
Gus Roase
Jack Lambley
Joshua Steel
Lauren Keogh
Remington Sakzewski
Sylvie Roase
Vincent Heenan
William Broughton
<b>Coach: Michael Broughton</b>
<b>Manager: Eileen Lambley</b>

### UNDER 10 BLACK

Alasdair Coghill
Angus Bellamy
Connor Henderson
Hugo Deane
Liam Wren
Luca Barnard
Lucas Mercer
Olivier Canning
<b>Coach: Andrew Deane</b>
<b>Manager: Steve Canning</b>

### UNDER 10 BLUE

Anthony Vidakovic
Digby Gray
Harry Macaulay
Louis Macfarlane
Marcus Whiteley
Monty Knowles
Thomas Cross
William Whalan
<b>Coach: James McAuley</b>
<b>Manager: Emily Rogers</b>

### UNDER 10 BROWN

Charlie Bishop
Darcy Jackman
Dylan Murphy
George Henderson
Henry Germon
Mav Tucker
Mitchell Stacey
Xavier Kelly
<b>Coach: Tim Jackman</b>
<b>Manager: Dimity Germon</b>

### UNDER 10 GOLD

Isaac Nicholson
Luca Read
Luke Smith
Mason Wise
Oscar Hamburger
Samuel Mellifont
Tom Motley
Vaughn Jenkinson
<b>Coach: Michael Wise</b>
<b>Manager: Scott Read</b>

### UNDER 10 GREEN

Flynn Murray
Jack Arthur
Jacob Cox
Leo Carroll
Noah Watherston
Oliver Petrie
Patrick Carey
Rory Lee-Archer
<b>Coach: Michael Carey</b>
<b>Manager: Rochelle Carey</b>

### UNDER 10 GREY

Adam Johansen
Benjamin Quinlan
Edward McLean
Ethan Bester
Ethan Jeremijenko
Harrison McDonald
Henry Slack
Tom Cronin
Will Thies
<b>Coach: Sam Thies</b>
<b>Manager: Vanessa Johansen</b>

**UNDER 10 MAROON**

Archie Bates
Charlie Bryce
Dominic Whitham
Hugo Burg
Isaac Mastenbroek
Jacob Lamers
Matthew Mckeiver
Rahul Rodrigues
Wilson Ambrose
<b>Coach: Brett Mastenbroek</b>
<b>Manager: Karen Mastenbroek</b>

**UNDER 10 ORANGE**

Caleb Fuller
Fraser Laughton
Hamish Cox
Harvey Pye
Jack Donohue
James Stute
Jed Taylor
Lachlan Scanlan
Nicholas Anderson
<b>Coach: Doug Pye</b>
<b>Coach: Mark Scanlan</b>
<b>Manager: Kate Vale</b>

**UNDER 10 RED**

Andrew Martin
Dakshveer Singh
Oliver Elphinston
James Martin
Julian Land
Paxton Hutcheon
Samuel Colen
Thomas Wilton
<b>Coach: Andrew Colen</b>
<b>Manager: Danita Martin</b>

**UNDER 9 BULLS**

<b>Player Name</b>
Angus Dauber
Hugo Mail
Hugo Miller
Leo Simmons
Monty Yuille
Riley O'Shea
Sonny Taylforth
Zachary Tallis
<b>Coach: Rory O'Shea</b>
<b>Coach: Franki Simmons</b>

**UNDER 9 CROCODILES**

<b>Player Name</b>
Cyrus Williams-Irani
Flynn Guest
Jack McAndrew
Keeley Robinson
Lewis Gatland
Manan Patel
Boston Chapman
<b>Coach: Ben Guest</b>
<b>Manager: Jared Robinson</b>

**UNDER 10 NAVY**

Alexander Middleton
Angus Marlow
Caspian Basha
Felix Bamford
Jack Smith
Rocco Ryan
Samuel Bennett
Dylan Payne
<b>Coach: David Bamford</b>
<b>Manager: Haley Russell</b>

**UNDER 10 PURPLE**

Alex Ainsworth
Austin Trotter
Henry Johnson
Jack Cahill
Jackson Davies
Quinn Ryan
Samuel McLoughlin
Sebastian Sneddon
<b>Coach: Greg Cahill</b>
<b>Manager: Peter Ryan</b>

**UNDER 10 SILVER**

Benjamin Garrett
Charlie Farrugia
Dulane Goonetilleke
Edward Hopes
Fraser Bell
Riley Kerton
Tanner MacDonald
Theo Waller
<b>Coach: Julian Farrugia</b>
<b>Manager: Michael Garrett</b>

**UNDER 9 COLTS**

<b>Player Name</b>
Atticus Caesar
Fletcher Maddox
Hamish Pope
Jackson Lacy
Morgan Elphinston
Remi Rowland
Thomas Abbott
<b>Coach: Ben Maddox</b>
<b>Manager: Deb Maddox</b>

**UNDER 9 DOLPHINS**

<b>Player Name</b>
Archie Jenkins
Flynn Carter
George Castley
Henry Serisier
Margot Wallwork
Sebastian Peach
Tom Rose
<b>Coach: Alex Rose</b>
<b>Manager: Ben Wallwork</b>

**UNDER 9 FALCONS**

<b>Player Name</b>
Aiden Hatte
Balthazar Caesar
Harry Heather
Joseph Howes
Krishav Shelat
Paddy Jansen
William Durkin
<b>Coach: James Durkin</b>
<b>Manager: Justin Howes</b>

**UNDER 9 KOALAS**

<b>Player Name</b>
Cooper Emmerson
George Oliver
Hugo Loparow
Jack Hamilton
Luke Bridges
Samuel Sheedy
Xander Howell
<b>Coach: Ryan Emmerson</b>
<b>Coach: Ben Bridges</b>
<b>Manager: Caitlin Oliver</b>

**UNDER 9 RAMS**

<b>Player Name</b>
Hamish Gordon
James Moore
Joe Connolly
Johnny Dyson
Nicholas Rosenthal
Samuel Greig
Samuel Taylor
<b>Coach: Damien Greig</b>
<b>Manager: Trent Taylor</b>

**UNDER 9 SHARKS**

<b>Player Name</b>
Benjamin Nolan
Cooper Lewis
Edward Houlton
Fergus Porteous
Hugo Russo
Joshua McLean
Liam Hudson
<b>Coach: Ian McLean</b>
<b>Manager: Joanne Russo</b>

**UNDER 8 BRUMBIES**

<b>Player Name</b>
Alex Caristo
Archie Jankowski
Edward Heenan
James Channells
James Murdoch
Katter Theo
Sacha Barnard
<b>Coach: Richard Katter</b>
<b>Manager: Jade Warren</b>

**UNDER 9 KANGAROOS**

<b>Player Name</b>
Alfie Gray-Buchanan
Frederick Hooper
Harrison Smith
Mylo Masters
Thomas Quinn
Wilbur Hansen
Zac Moore
<b>Coach: Andrew Quinn</b>
<b>Manager: Lauren Quinn</b>

**UNDER 9 LIONS**

<b>Player Name</b>
Alice Stuart
Archie Quinlan
Harrison Smith
Harry Barton
Mitchell Nowlan
Noah Prado
Thomas Bender
<b>Coach: Jason Nowlan</b>
<b>Manager: Sarah Bender</b>

**UNDER 9 REDBACKS**

<b>Player Name</b>
Charlie Brewer
George Klumpes
Jeremy Newlands
Joseph Schulz
Max Stuart
Oliver Matthews
Toby Mill
<b>Coach: Matthew Newlands</b>
<b>Manager: Andrea Mill</b>

**UNDER 9 STINGRAYS**

<b>Player Name</b>
Campbell Setter
Edward Andrews
Harry Payne
Henry Mackay
Matthew Dillane
Oscar Broad
Otto van Boxel
Tyler Norton
<b>Coach: Brendan McConville</b>
<b>Manager: Clare Murray</b>

**UNDER 8 CROWS**

<b>Player Name</b>
Aiden Bryce
Benjamin Mulholland
Charlie Hipwood
Rory Martin
Sebastian Fallon
Thomas Bulley
Toby Watherston
<b>Coach: Nick Hipwood</b>
<b>Manager: Liz Larkin</b>

**UNDER 8 EAGLES**

<b>Player Name</b>
Clancy Wiffen
Digby Booth
Eshaan Minna
Hayden Burke
Ishika Royce
Joshua Schimke
Morgan Spencer
<b>Coach: Andrew Schimke</b>
<b>Manager: Hollie Booth</b>

**UNDER 8 HAWKS**

<b>Player Name</b>
Edward Sherlock
Euan Fergusson
Harrison Fowler
Harry Bohan
Maxwell King
Oliver Sibree
Paddy Churven
Theo Brown
<b>Coach: Mat and Kerri Sibree</b>
<b>Manager: Kate King</b>

**UNDER 8 TAIPANS**

<b>Player Name</b>
Cameron Cleary
Danny Carey
Flynn Barrett
Jack Carrick
Owen Ambrose
Patrick Hambleton
Thomas Macdonald
<b>Coach: Simon Hambleton</b>
<b>Manager: Niall Carey</b>

**UNDER 8 WOMBATS**

<b>Player Name</b>
Cormac Gannon
Elliot Conolly
Everett Burgman
Gun Cooter
Harvey Wise
Joshua Nolan
Sidney Gordon
William Doyle
<b>Coach: Peter Wise</b>
<b>Manager: Tammie Lawrie</b>
<b>Manager: Tim Gordon</b>

**UNDER 8 GECKOS**

<b>Player Name</b>
Eli Wise
Finn Vincent
Hugo Elliott
Kyan Lee
Rupert Staszewski
William Davies
Xavier Kastelik
<b>Coach: Michael Wise</b>
<b>Manager: Emily Elliott</b>

**UNDER 8 MARLINS**

<b>Player Name</b>
Ed Brown
Henry Dwyer
Joshua Jackson
Nethuka Ananda
Oscar Wilton
Sam Ayliffe
Theo Hughes
<b>Manager: Meg Brown</b>

**UNDER 8 WALLABIES**

<b>Player Name</b>
Angus Hutchinson
Arthur Strong
Charlie Maclean
Digby Sutton
George Bond
Jack McCurry
William Firouz
<b>Coach: David Hutchinson</b>
<b>Manager: Prue Maclean</b>

**UNDER 8 GIRLS TEAMS****UNDER 8 KOOKABURRAS**

<b>Player Name</b>
Abigail Smith
Annalise Nilsen
Ava Kayra
Clara Kirk
Deepika Siriwardhane
Elizabeth Ward
Lilian Peters
Matilda Mulligan
<b>Coach: Matt Smith</b>
<b>Manager: Charlotte Smith</b>

# ALL TIME JUNIOR RECORDS

## PREMIERSHIPS

<b>Open Div 2 (2)</b>	BNJCA: 2013/14, 2018/19.	
<b>Under 16 (11)</b>	Old Zone 2 (4):	1975/76, 1980/81, 1981/82, 1982/83.
	BNJCA (7):	1994/95, 1997/98, 1998/99, 2000/01, 2001/02, 2002/03, 2006/07.
<b>Under 15 (14)</b>	BNJCA: 2004/05, 2006/07, 2007/08, 2014/15, 2015/16, 2016/17 (2), 2017/18, 2018/19 (3), 2019/20, 2020/21 (2).	
<b>Under 14 (22)</b>	BNJCA: 1993/93, 1994/95, 1996/97, 1997/98, 1999/00, 2001/02, 2003/04 (2), 2006/07, 2008/09, 2011/12 (2), 2012/13 (2), 2013/14, 2014/15, 2015/16, 2017/18, 2018/19 (2), 2019/20, 2020/21.	
<b>Under 13 (24)</b>	BNJCA: 1993/94, 1995/96, 1999/00, 2001/02, 2002/03, 2005/06 (2), 2006/07, 2008/09, 2009/10 (3), 2010/11, 2011/12, 2014/15, 2016/17, 2017/18 (2), 2018/19 (2), 2019/20 (2), 2020/21 (2).	

## CLUB CHAMPIONSHIPS

1998/99

## UNDER 11 – OPEN GRADES TOP ALL TIME PERFORMERS

### TOP 10 RUN-SCORERS

	Player	Innings	Not Outs	Best	Runs	Average
1	Cameron Willis	85	40	145	2101	46.69
2	Christopher Fitzgerald	39	16	157*	1700	73.91
3	Liam Stack	49	14	158*	1664	47.54
4	William Oswell	62	26	90	1628	45.22
5	Ben Bowen	64	21	105	1613	37.51
6	Billy Nuss	56	23	102*	1594	48.30
7	Nicholas Stoddart	42	14	151	1558	55.64
8	Hugh Weibgen	40	29	139*	1529	139.00
9	Nicholas Kruger	44	15	130*	1488	51.31
10	Andrew Tibbles	56	22	90*	1457	42.85

### TOP 10 WICKET-TAKERS

	Player	Overs	Runs	Wickets	Average	BBowl
1	Matthew Cooper	317	1115	92	12.12	6/24
2	Dylan Sulzer	307	969	83	11.67	4/11
3	Dean Butt	302	681	74	9.20	5/2
4	Haydon Cooper	298	857	73	11.73	5/14
	Cameron Willis	358	1105	73	15.14	3/5
6	James McCorley	262	797	72	11.07	4/4
	Shane Kabel	305	859	72	11.93	6/14
8	Thomas Nelson	266	843	71	11.87	4/19
	Paul Condon	298	913	71	12.86	4/4
10	Stuart Wilkonson	291	722	69	10.46	4/6
	Adam Peters	268	984	69	14.26	4/5

### TOP 10 FIELDING DISMISSALS (including 'keepers)

	Player	Catches	Stumpings	Total
1	William Nickelson	34	27	61
2	Justin Street	41	16	57
3	William Garske	45	10	55
4	Hugh Weibgen	31	23	54
	Brodie Hollins	47	7	54
6	Jacob McCall	33	20	53
7	Michael Thompson	36	15	51
8	Scott Niven	38	6	44
9	Shane Kabel	37	3	40
	Christopher Fitzgerald	26	14	40



### TOP 10 HIGHEST AGGREGATE RUNS IN A SEASON

	Player	Season	Age Group	Runs
1	Hugh Clementson	2020/21	U12	598
2	Christopher Fitzgerald	1996/97	U12	574
3	Christopher Fitzgerald	1997/98	U13	565
4	Leonard Hill	1997/98	U16	539
5	Joel Colen	2020/21	U12	533
6	Jai Lembryk	2011/12	U14	499
7	Ethan Cross	2020/21	U12	496
8	Adam Noon	2020/21	U12	478
9	Justin Street	1998/99	U16	477
10	Callum Vidler	2016/17	U11	472

### TOP 10 HIGHEST AGGREGATE WICKET-TAKERS IN A SEASON

	Player	Season	Age Group	Wickets
1	Will McFarlane	2003/04	U14	32
2	Douglas Fitzgerald	1996/97	U16	29
3	Dean Butt	1998/99	U16	26
	Oliver Ritchie	2007/08	U11	26
	Matthew Cooper	2008/09	U14	26
6	Mathew Bawden	1995/96	U13	25
	Dylan Sulzer	2003/04	U14	25
	Aamay Wadhvani	2019/20	U11	25
9	Michael Cook	1994/95	U16	23
	Leonard Hill	1995/96	U14	23
	Harry Hogan	2018/19	U11	23
	Tara Millott	2020/21	U13	23

### TOP 10 HIGHEST INDIVIDUAL SCORES

	Player	Season	Age Group	Score
1	Armaan Timblo	2020/21	U13	174*
2	Jack Mercer	2020/21	U13	164
3	Christopher Schulz	2003/04	U16	160*
4	Christopher Fitzgerald	1996/97	U12	157*
5	Nicholas Stoddart	2012/13	U14	151*
6	Jack Beath	2008/09	U12	150*
7	Justin Street	1998/99	U16	146*
8	Hugh Weibgen	2016/17	U13	139
9	Lachlan Biggs	2018/19	U15	138*
	Saxon Jeh	2020/21	U15	138*
	Cooper Mackie	2014/15	U11	138

### TOP 10 HIGHEST WICKET-TAKERS IN AN INNINGS

	Player	Season	Age Group	Figures
1	Calum Mackay	2013/14	U14	8/23
2	Andrew Malone	1998/99	U16	7/2
3	William Lambley	2019-20	U11	7/5
4	Will MacFarlane	2003/04	U14	7/11
5	Cooper Hughes	2019-20	U12	7/22
6	Jack Kibble	2009/10	U11	7/32
7	Will MacFarlane	2003/04	U14	6/4
	Oliver Ritchie	2007/08	U11	6/4
	Oliver Hayes	2019-20	U11	6/4
10	Harry Foster	2014/15	U11	6/5

# SUPPORT OUR VALUED SPONSORS

**keith  
dudgeon**



CRICKET SPECIALIST



*Ashgrove*

**PHYSIO**  **WORKS**



IF YOU KNEW ISUZU LIKE BRISBANE ISUZU

**TOOTH**

DENTAL



**Kate Jones MP**  
State Member for Ashgrove



VALLEY DISTRICT  
CRICKET CLUB  
Est. 1897