



## **VALLEY DISTRICT CRICKET CLUB**

**KEEPING YOUTH BUSY IN SPORT**

[www.valleycricket.org.au](http://www.valleycricket.org.au)

**Est. 1897**

## **VALLEY DISTRICT CRICKET CLUB Inc.**

Affiliated with the Queensland Cricket Association,  
Queensland Sub Districts Cricket Association,  
Warehouse Cricket Association Queensland &  
Brisbane North Junior Cricket Association

### **15 SENIOR TEAMS**

**12 teams affiliated with the Queensland Cricket Association:**

Grades: First, Second, Third, Fourth, Fifth, Sixth (2 teams), Under 16 Lord's Taverners,  
T20 Sunday Legends, Over 40's, Women's First & Women's Second

**2 teams affiliated with the Queensland Sub Districts Cricket Association:**

Grades: B3 & C2

**1 team affiliated with the Warehouse Cricket Association Queensland:**

Grade: C2

### **100 JUNIOR TEAMS**

**100 teams affiliated with the Brisbane North Junior Cricket Association:**

U8 (13 teams), U9 (21 teams), U10 (14 teams), U11 (10 teams), U12 (12 teams),  
U13 (10 teams), U14 (5 teams), U15 (5 teams), U17 Open Division (1 team), plus,  
9 Super Sixes Girls teams U8/9 (4 teams), U10/11 (2 teams) & U12/13 (3 teams)

## **ONE HUNDRED & SEVENTEENTH ANNUAL REPORT & FINANCIAL STATEMENT 2016/2017**

To be submitted to the Annual General Meeting,  
Ashgrove Sports Ground Clubhouse, Yoku Road, Ashgrove  
7.30pm, Monday 7 August 2017

## **119<sup>th</sup> YEAR**

### **5 PREMIERSHIPS & 1 CHAMPIONSHIP**

**2 SENIOR PREMIERSHIPS: 5<sup>th</sup> Grade & B3**

**1 SENIOR CHAMPIONSHIP: 2<sup>nd</sup> Grade One Day**

**3 JUNIOR PREMIERSHIPS: Under 15 Blue, Under 15 Orange & Under 13 Green**

### **1443 REGISTERED PLAYERS**

**232 Senior Males + 915 Junior Males = 1147 Males**

**41 Senior Females + 56 Junior Females = 97 Females**

**72 T20 Blast + 127 In2Cricket participants = 199 Boys & Girls**

**115 TEAMS    1443 TOTAL PARTICIPANTS    300+ VOLUNTEERS**

**77 VALLEY CRICKET OLD BOYS ASSOCIATION MEMBERS**

# ANNUAL GENERAL MEETING

**All members and supporters are cordially invited to attend the Annual General Meeting of the Valley District Cricket Club Inc, to be held at the Ashgrove Sports Ground Clubhouse, Yoku Road, Ashgrove, 7.30pm, Monday 7 August, 2017.**

## AGENDA

1. To receive the 2016/2017 Annual Report and Financial Statements.
2. To elect Office Bearers for the 2017/2018 year.
3. To elect an Honorary Auditor for the 2017/2018 year.
4. General Business.
5. Complimentary Refreshments.

## CLUB INFORMATION

### Official Club Colours

Navy Blue & Sky Blue

### Club Victory Song (an adaptation of the last verse of the old Fortitude Valley Rugby League Club song)

Sitting in the clubhouse after we've won the game  
Another famous victory has added to our name  
And now as we sit and celebrate  
A victory great  
We played it straight  
The champion Valley Diehards  
The boys in Royal Blue

### 11 First Grade Premierships

1901/02, 1914/15, 1918/19, 1919/20, 1928/29, 1930/31, 1974/75, 1984/85, 1994/95, 1996/97, 2013/14

### 11 Club Championships

1974/75, 1978/79, 1982/83, 1988/89, 1990/91, 1991/92, 1992/93, 1996/97, 2000/01, 2001/02, 2002/03

### 12 Australian & 67 Queensland Players ~ 2 Australian & 9 Queensland Women Players

### Team of the Century (1897/98-1996/97)

Kepler Wessels, Matthew Hayden, Roy Levy, Allan Border (Captain), Stuart Law, Leo O'Connor (w- k), Jim Harten Snr, Brett Henschell, Alex Hurwood, Malcolm Francke, Col Cooke, Keith Dudgeon (12<sup>th</sup> man).

(Selected by the Executive Committee for announcement at the Brisbane Grade Cricket Centenary Dinner, Brisbane Convention Centre, 3<sup>rd</sup> October, 1997)

### Historical Highlights

|                 |  |
|-----------------|--|
| 1897/98         | Fortitude Valley Cricket Club was formed at a public meeting at Valley Hall, 16 August, 1897. Patron was Sir Samuel Walker Griffith (Premier of Queensland) and President was John McMaster (Mayor of Brisbane). First Grade, captained by John Blackstock, played their first match against North Brisbane at Brisbane Exhibition Ground, Bowen Hills. The match was played over 3 weekends, on 2, 9 & 16 October 1897, and resulted in a draw.   |
| 1898/99         | Valley won its first Premiership – in Second Grade.  |
| 1901/02         | Valley won the First Grade Premiership for the first time.   |
| 1926/27         | Queensland entered the Sheffield Shield competition with Valley player, Leo O'Connor, the State's first Sheffield Shield Captain.  |
| 1929/30         | Valley played matches at Perry Park for the first time but New Farm Park was also used.  |
| 1931/32         | The name of the club was changed to Valley District Cricket Club.  |
| 1958/59         | The Queensland Cricketer's Club was formed with Valley Secretary, Norm McMahon, a driving force behind its formation, elected its first Treasurer.   |
| 1960/61         | Valley player, Col Hoy, umpired the famous Tied Test between Australia and the West Indies at The Gabba, and all other Tests in that Series.   |
| 1967/68         | Valley played its last matches at Perry Park.  |
| 1968/69         | The first games were played at Ashgrove Park, on what is now Norm McMahon Oval. New Farm Park was still in use.  |
| 1970/71         | Both ovals were now in use at Ashgrove Park. The clubhouse was constructed and officially opened in December, 1970.  |
| 1972/73 & 73/74 | First Grade won both Channel 0 \$1000 Knockout 1-day competitions with the assistance of famous guest players, Alan Davidson and Richie Benaud, with Benaud playing his last game on an Australian cricket field for Valley in 1973/74.  |
| 1974/75         | First Grade, captained by Keith Dudgeon, won the Premiership for the first time in 44 years. The club won its first Club Championship.   |
| 1976/77         | GPS Old Boys Rugby Club became our joint tenants at Ashgrove Park.   |
| 1980/81         | Australian players, Allan Border and Kepler Wessels joined Valley.   |
| 1984/85         | Allan Border was appointed Australian Captain, the first Valley player to achieve this honour. First Grade, captained by Terry Khan, won the Premiership. Ashgrove 3 was used for the first time. Games at New Farm Park were phased out.  |
| 1992/93         | Matthew Hayden made his Test debut, against South Africa. The club won its seventh Club Championship – the third in a row.   |
| 1993/94         | Valley Juniors was formed, with 400 boys and girls in 32 teams from Under 9 to Under 16.   |
| 1994/95         | Valley player, Stuart Law, with the support of other Valley players, Allan Border and Matthew Hayden, captained Queensland to its first Sheffield Shield title. First Grade, captained by Brett Henschell, won the Premiership.  |
| 1996/97         | First Grade, captained by Michael Ephraims, won the Premiership, the club its eighth Club Championship, and Queensland its second Sheffield Shield title.  |
| 1997/98         | The club's 100 <sup>th</sup> year was celebrated by 363 attendees at the Centenary Dinner at the Sheraton Hotel, 7 March, 1998. Allan Border, Alan Davidson, and, former Test Umpire, Mel Johnson, were the guest speakers. Pat Welsh, of Channel 7 and brother of former First Grade player, John Welsh, was the MC.  |
| 1999/00         | Queensland won its third "Shield" title – the inaugural Pura Cup – with Valley players, Matthew Hayden, Joe Dawes, and Lee Carseldine (squad) involved. Club Patron, Allan Border, was selected in Australia's Test Team of the 20 <sup>th</sup> Century.  |
| 2000/01         | The club won the Club Championship for the ninth time. Queensland won its fourth "Shield" title – the Pura Cup – with Valley players, Matthew Hayden, Joe Dawes and Lee Carseldine involved.   |
| 2002/03         | The club won its eleventh Club Championship, its eighth in the last fifteen years.   |
| 2003/04         | The club won a remarkable five senior Premierships – 2 <sup>nd</sup> , 3 <sup>rd</sup> , 4 <sup>th</sup> , and 5 <sup>th</sup> Grades, and B1 Sub Districts – and fielded a record 62 teams: 11 senior teams and 51 junior teams.  |
| 2008/09         | With the assistance of grants from 3 levels of government, and contributions from the 2 rugby clubs we share our grounds with, the club completed a significant redevelopment of the Peter Easton and Norm McMahon playing fields that incorporated new turf, a new irrigation and drainage system, two 1-million litre water tanks, new and upgraded field lighting, picket fencing to the northern boundary of Peter Easton Oval, a new fairway mower, a new cricket pitch roller, and the completion of the cricket practice nets complex, named the Allan Border & Matthew Hayden Training Centre in honour of two of the club's finest players. |
| 2012/13         | The club fielded a record number of teams: 85 teams (13 Senior and 72 Junior) and won two Senior Championships (1 <sup>st</sup> Grade T20, Sunday Legends T20), three Senior Premierships (6 <sup>th</sup> (1) Grade, C1Sub Districts, C3 Sub Districts) and two Junior Premierships.  |
| 2013/14         | The club fielded another record number of teams and players: 96 teams (13 Senior and 83 Junior) including 1023 players (216 Senior and 807 Junior). Also won were one Senior Championship (1 <sup>st</sup> Grade T20), three Senior Premierships (1 <sup>st</sup> Grade, 6 <sup>th</sup> (1) Grade, C2 Sub Districts), and two Junior Premierships.  |
| 2015/16         | Another record number of teams and players: 123 teams (14 Senior and 109 Junior) including 1310 players (227 Senior and 1083 Junior). Also won were two Senior Premierships (4 <sup>th</sup> Grade, 6 <sup>th</sup> (2) Grade, and, two Junior Premierships. In recent years, a new dressing room pavilion, new equipment shed and 3 new nets.   |

# VALLEY DISTRICT CRICKET CLUB INC.

## ANNUAL REPORT – 2016/2017

### TABLE OF CONTENTS

|  | Page |
|--|------|
| Office Bearers & Committees .....                                | 2    |
| Results Summary .....  | 3    |
| Honour Board .....   | 4    |
| Senior Playing Members List .....                                | 5    |
| EXECUTIVE SUMMARY – Chairman’s Report including Obituaries ..... | 6    |
| Old Boys Association Report .....                                | 8    |
| Coaching Reports .....   | 9    |
| FINANCIAL REPORTS & STATEMENTS .....                             | 13   |

### SENIOR GRADES – 2016/17

|  |    |
|--|----|
| Trophies & Awards .....  | 17 |
| Player Career Milestone Certificates .....   | 18 |
| Representative Player Lists, Queensland Cricket Awards .....                         | 19 |
| SPIRIT OF CRICKET POINTS .....   | 20 |
| Peter Burge Medal & Kath Smith Medal Points .....                                    | 21 |
| Honour Board – Top 10 Tables, Centuries, Century Partnerships, 6 Fors, 10 Fors ..... | 22 |
| TEAM & PLAYER STATISTICS and CAPTAINS’ REPORTS .....                                 | 26 |

### SENIOR GRADES – ALL TIME RECORDS

|   |     |
|---|-----|
| Grade History & General Notes .....   | 72  |
| REPRESENTATIVE PLAYER LISTS – AUSTRALIA & QUEENSLAND .....                  | 73  |
| Premierships & Club Championships .....                                     | 75  |
| Premiership Team Player Lists .....   | 76  |
| TOP 20 ALL-TIME PERFORMER TABLES .....                                      | 81  |
| FIRST GRADE RECORDS .....   | 83  |
| ALL OTHER GRADES RECORDS .....  | 91  |
| Best Individual Performances – Grade by Grade .....                         | 100 |
| Highest Team Scores .....   | 101 |
| Highest Partnerships – Grade by Grade .....                                 | 102 |
| Ned Colwell Honour Board – Highest Placed Team Each Season .....            | 105 |
| P.J. Frawley Memorial Shield – Highest Batting Partnership (Pre 1961) ..... | 106 |
| C.R. Thorne Memorial Shield – Highest Batting Partnership (Post 1961) ..... | 107 |
| Outstanding Batting Achievements .....                                      | 108 |
| Outstanding Bowling Achievements .....                                      | 109 |
| The Frank & Noreen Vidler Memorial Trophy Honour Board .....                | 112 |

### JUNIORS SECTION – 2016/17

|  |     |
|--|-----|
| Junior Management Committee Chairman's Report .....  | 113 |
| Coaches & Managers List .....  | 115 |
| BNJCA Points Tables – Under 13 to Open .....   | 117 |
| BNJCA Premiership Team Winners Tables .....  | 120 |
| Honour Board Criteria and Certificate & Trophy Criteria .....                                      | 120 |
| REPRESENTATIVE PLAYERS .....   | 121 |
| REPRESENTATIVE PLAYER DEVELOPMENT COMPETITIONS – BNJCA & SEQCA .....                               | 123 |
| Honour Board Under 11 to Open – Top 10 Tables, Centuries, Half-Centuries, 5 Fors, Hat Tricks ..... | 125 |
| Honour Board Junior Girls Post Christmas Under 10 to Under 13 .....                                | 127 |
| PLAYER STATISTICS – Under 11 to Open .....   | 128 |
| INDIVIDUAL TROPHIES – Under 11 to Open .....   | 148 |
| PLAYER TEAM LISTS – Modified Rules Under 8 to Under 10 .....                                       | 149 |

### JUNIOR GRADES – ALL TIME RECORDS

|   |     |
|---|-----|
| Premierships & Club Championships .....                   | 158 |
| TOP 10 ALL-TIME PERFORMER TABLES – Under 11 to Open ..... | 158 |

# **OFFICE BEARERS & COMMITTEES – 2016/17**

**PATRON**  
AR Border AO

**PRESIDENT**  
RP Easton OAM

**VICE-PRESIDENTS**  
GD Trivett, WG Chapman, KE Dudgeon

## **CHAIRMAN OF THE EXECUTIVE**

PN Culpan

## **HONORARY SECRETARY**

GW Mitchell

## **HONORARY ASSISTANT SECRETARY**

JM Dascombe

## **HONORARY TREASURER**

MT Jones

## **EXECUTIVE COMMITTEE**

ML Dudgeon (Grounds, Wickets & Buildings), RAJ Anderson (Cricket), GC Brown (Social),  
CF Kempnich (JMC), RJA Donker, PD Sherman, MG Walter.

## **QCA DELEGATES**

JM Stoddart, PD Sherman

## **CONDUCT OFFICER**

TR Mitchell

## **GROUNDS HIRING OFFICER**

ML Dudgeon

## **ADMINISTRATORS**

JM Stoddart & A Lee

## **BOOKKEEPER**

PD Kent

## **JUNIOR MANAGEMENT COMMITTEE**

CF Kempnich (Chairman & Juniors Director of Coaching), A Lee (Junior Registrar & U8 Co-ordinator), GY Bristow (Secretary), D Malone (Treasurer),  
J O'Neill (Communications), M Bell (Equipment Officer), C Smith (U9 Co-ordinator), R Bailey (U10 Co-ordinator and BNJCA Delegate),  
J Gordon (U11 Co-ordinator), D Bear (U12 Co-ordinator), K Willis (U13 Co-ordinator and Webmaster), J Neilsen (U14 Co-ordinator),  
J Magee (U15 Co-ordinator, C.Zipf (BNJCA delegate), K St Brook (Open Co-ordinator).

## **CRICKET COMMITTEE**

JB (Brett) Neill (Chairman), MG (Matthew) Walter, CF (Clinton) Kempnich, GW (Grant) Mitchell, LW (Luke) Feldman, GC (Gavin) Brown.

## **VDCC OLD BOYS ASSOCIATION**

RP Easton (President), JM Stoddart (Membership Secretary), IM Board, KE Dudgeon, GD Trivett,  
CJ Cooke, MJ Weir, NJ King, KJ Logan, CJ Lanagan and DK Hickey.

## **ANNUAL REPORT COMMITTEE**

PD Kent (Editor), JM Stoddart (Assistant Editor), PN Culpan (Major Contributor), Flash Printing (Printer)

## **STATISTICIANS & RECORDS KEEPERS**

PN Culpan (Seniors Statistics & Records), A Lee (Juniors Statistics & Records)

## **WEBMASTER**

PN Culpan

## **LIFE MEMBERS**

|               |      |               |      |               |      |
|---------------|------|---------------|------|---------------|------|
| RD Haupt      | 1962 | MB Irwin      | 1992 | KG Tuite      | 2004 |
| RP Easton OAM | 1965 | JM Stoddart   | 1993 | ML Dudgeon    | 2005 |
| DG Kirkman    | 1967 | CG Murphy     | 1995 | RK Retell     | 2006 |
| CR Leggat     | 1969 | RJM Crawford  | 1996 | PD Kent       | 2007 |
| WG Chapman    | 1972 | AB Henschell  | 1997 | PN Culpan     | 2008 |
| PW Muspratt   | 1975 | DL Walker     | 1998 | SC Fitzgerald | 2010 |
| KE Dudgeon    | 1979 | GD Trivett    | 1999 | GC Brown      | 2011 |
| FM Francke    | 1980 | IJ Reeves OAM | 2000 | MR Somerville | 2012 |
| RG Perrett    | 1987 | DK Hickey     | 2001 | GW Mitchell   | 2014 |
| GK Moore      | 1988 | DA Connell    | 2002 | RAJ Anderson  | 2015 |
| RA Cowles     | 1991 | CF Kempnich   | 2003 |               |      |

## **HONORARY MEMBER**

SM Hunt 1997-98



### COACHING PANEL

|                       |                                 |
|-----------------------|---------------------------------|
| PD (Peter) Drinnen    | First Grade Squad Head Coach    |
| BJ (Brad) Murphy      | Lower Grades Coach              |
| JR (Jim) Whyte        | Under 16 Lord's Taverners Coach |
| CF (Clinton) Kempnich | Juniors Director of Coaching    |
| H (Harsha) De Silva   | Women's Head Coach              |
| AR (Adam) Gray        | Women's Second Grade Coach      |

**FIRST GRADE SCORER**  
PN (Pat) Culpan

**FIRST GRADE MANAGER**  
J (Jim) Shinnick

**GRADING COMMITTEE** (selected senior teams for Round 1)  
PD (Peter) Drinnen, CF (Clinton) Kempnich, AJ (Andrew) Gode, MG (Matthew) Walter, RJA (Bob) Donker,.

**SELECTION COMMITTEE** (selected senior teams during the season)  
MG Walter (Chairman) and Senior Team Captains.

### SENIOR TEAM CAPTAINS

|                      |                           |                    |                        |
|----------------------|---------------------------|--------------------|------------------------|
| First Grade:         | AJ (Andrew) Gode          | B3 Sub Districts:  | MB (Mark) Irwin        |
| Second Grade:        | AA (Adam) Lockhart-Krause | C2 Sub Districts:  | TG (Tom) Gibson        |
| Third Grade:         | MG (Matthew) Walter       | Under 16 LT Grade: | KPV (Kuyen) Lewis      |
| Fourth Grade:        | RJA (Bob) Donker          | C2 Warehouse       | DM Perkins & WA Garske |
| Fifth Grade:         | CM (Cameron) Skinner      | Women's 1st Grade  | ML (Megan) White       |
| Sixth Grade (No. 1): | CF (Clinton) Kempnich     | Women's 2nd Grade  | CN (Christie) Lewis    |
| Sixth Grade (No. 2): | JN (Jon) Malone           | Over 40's Grade:   | PD (Peter) Sherman     |
|                      |                           | Sunday Legends:    | DW (David) Cottee      |

## SEASON RESULTS SUMMARY 2016/17

### PREMIERS

|   |                          |
|---|--------------------------|
| First Grade (The Damien Mullins Cup) .....                    | University of Queensland |
| First Grade Two Day Competition (The Cam Battersby Cup) ..... | Western Suburbs          |
| First Grade One-Day Competition (The John McNoulty Cup).....  | University of Queensland |
| First Grade Twenty20 Competition (The Tom Veivers Cup).....   | Sandgate Redcliffe       |
| Second Grade (The Alan Pettigrew Shield) .....                | University of Queensland |
| Second Grade One-Day Competition .....                        | <b>Valley</b>            |
| Second Grade Twenty20 Competition .....                       | University of Queensland |
| Third Grade (The Norm McMahon Shield) .....                   | Sandgate Redcliffe       |
| Fourth Grade (The Bob Spence Shield) .....                    | Western Suburbs 1        |
| Fifth Grade (The Roy Tanner Shield) .....                     | <b>Valley</b>            |
| Sixth Grade (The WEP Harris Shield) .....                     | Wynnum Manly             |
| B3 Sub Districts .....  | <b>Valley</b>            |
| C2 Sub Districts .....  | Wolston Park/Centenary   |
| Under 16 Grade Lord's Taverners .....                         | Wynnum Manly             |
| Katherine Raymont Shield.....                                 | Sandgate Redcliffe       |
| Jodie Fields Shield .....                                     | Ipswich / Logan          |
| Sunday Legends Twenty20 .....                                 | University of Queensland |

### MINOR PREMIERS (Valley positions and points are also listed)

| Grade                                    | Minor Premiers         | Points | VDCC Position        | VDCC Points            |
|--|------------------------|--------|----------------------|------------------------|
| First (The Damien Mullins Cup)           | University of Qld      | 132.00 | 5th                  | 94.00                  |
| First (The Cam Battersby Cup)            | University of Qld      | 105.00 | 4th                  | 77.00                  |
| First (The John McNoulty Cup)            | Western Suburbs        | 29.00  | 6th                  | 17.00                  |
| First (The Tom Veivers Cup)              | Sandgate Redcliffe     | 10.00  | 7th                  | 5.00                   |
| Second (Overall)                         | Sunshine Coast         | 114.00 | 6th                  | 86.00                  |
| Second (Two Day Competition)             | Sunshine Coast         | 110.00 | 6th                  | 72.00                  |
| Second (One-Day Competition)             | <b>Valley</b>          | 11.00  |                      |                        |
| Second (Twenty20)                        | Sandgate Redcliffe     | 8.00   | 9th                  | 3.00                   |
| Third                                    | <b>Valley</b>          | 159.96 |                      |                        |
| Fourth                                   | <b>Valley</b>          | 181.65 |                      |                        |
| Fifth                                    | <b>Valley</b>          | 161.02 |                      |                        |
| Sixth                                    | Wynnum Manly           | 167.19 | (1) = 3rd, (2) = 5th | 146.89 (1), 140.30 (2) |
| B3 Sub Districts                         | <b>Valley</b>          | 97.83  |                      |                        |
| C2 Sub Districts                         | Wolston Park/Centenary | 135.51 | 3rd                  | 96.45                  |
| U16 Lord's Taverners                     | Gold Coast             | 44.00  | 10th                 | 17.00                  |
| First (Katherine Raymont Shield) – 1 Day | Sandgate Redcliffe     | 41.90  | 4th                  | 11.00                  |
| First (Katherine Raymont Shield) – T20   | Sandgate Redcliffe     | 13.00  | 3rd                  | 10.00                  |
| Second (Jodie Fields Shield) – 1 Day     | Ipswich / Logan        | 43.00  | 8th                  | 20.00                  |
| Second (Jodie Fields Shield) – T20       | Sandgate Redcliffe     | 8.00   | 8th                  | 2.00                   |

### CLUB CHAMPIONSHIP

|                          |                |
|--------------------------|----------------|
| University of Queensland | 1849.80        |
| <b>Valley</b>            | <b>1769.00</b> |
| Sandgate - Redcliffe     | 1710.80        |
| Western Suburbs          | 1682.00        |
| Northern Suburbs         | 1523.00        |
| Wynnum Manly             | 1333.00        |
| Redlands                 | 1214.00        |
| Gold Coast               | 978.00         |
| Sunshine Coast           | 880.00         |
| South Brisbane           | 879.20         |
| Toombul                  | 846.20         |
| Ipswich / Logan          | 631.00         |

## HONOUR BOARD – 1897/98 to 2016/17

### **PATRON**

1897-04 Sir SW Griffith  
 1905-07 Sir PA Cooper  
 1908-48 TC Beirne  
 1949-59 PJ Conway  
 1960-62 AJ Lynch  
 1963-74 AC Dibdin OBE  
 1975 KLM Mossop  
 1976-97 JT Harten  
 1997-99 FA Vidler  
 1999- AR Border AO

### **PRESIDENT**

1897-02 J McMaster  
 1903-04 TC Beirne  
 1905 BR Bale  
 1906-07 TC Beirne  
 1908-22 G Down  
 1922-23 EG White  
 1924-32 J Clark  
 1933-42 EG White  
 1943-48 PJ Conway  
 1949-65 F Flynn  
 1966-74 KLM Mossop  
 1975-92 NT McMahan OAM  
 1992-93 WG Chapman  
 1993- RP Easton OAM

### **VICE-PRESIDENT**

1998- GD Trivett  
 1999- WG Chapman  
 1999- KE Dudgeon

### **CHAIRMAN**

1922-32 CL Mossop  
 1933-36 LPD O'Connor  
 1937-49 PJ Frawley  
 1950-52 MH Mossop  
 1953-62 KLM Mossop  
 1963-74 NT McMahan OAM  
 1975-87 UD Thorne  
 1987-90 EL Graham  
 1990-91 PE Davis  
 1991-97 CG Murphy  
 1997-09 JM Stoddart  
 2009-12 PD Kent  
 2012- PN Culpan

### **SECRETARY**

1897 A Smith  
 1898 GL Eves  
 1899-00 JT Corrigan  
 1901-02 PJ Maher  
 1903-05 WF Kenny  
 1906 JT Corrigan  
 1907 DJ Corrigan  
 1908 WB Hill  
 1909 EG Manson  
 1910 HN Pantou/ OA Davenport  
 1911 OA Davenport  
 1914-15 BRF Shaw  
 1921-24 FG Power  
 1925-31 E Colwell  
 1932-34 AJ Synott  
 1935-43 CR Johnson  
 1944-45 J Gannon  
 1946-48 MH Mossop  
 1949 VG Burris  
 1950-61 NT McMahan OAM  
 1962-92 RP Easton OAM

1992-95 JM Stoddart  
 1995-96 CG Murphy  
 1996-98 K N Hunt  
 1998-09 JM Stoddart  
 2009-11 CS Baldwin  
 2011-12 PN Culpan  
 2012- GW Mitchell

### **TREASURER**

1897-04 BR Bale  
 1905-06 WB Hill  
 1907-08 WB Bruce  
 1909 WB Hill  
 1910-? CM Davis  
 1921-22 AE Gillies  
 1923-24 FG Power  
 1925 E Colwell  
 1926-28 T Chellingworth  
 1929-35 VR Gray  
 1936-39 BRD O'Connor  
 1940 JS Scott  
 1941 KLM Mossop  
 1942-43 VF Thomas  
 1944-60 AC Rogers OBE  
 1961-72 DG Kirkman  
 1973-82 FM Francke  
 1982 GD Harvey  
 1983-85 DG Kirkman  
 1986-90 RG Perrett  
 1990-96 RJM Crawford  
 1996-98 BJ Irwin  
 1998-07 MB Irwin  
 2007-09 PD Kent  
 2009-11 PN Culpan  
 2011-13 MT Jones  
 2013-14 PD Sherman  
 2014-16 PN Culpan  
 2016-17 MT Jones

### **ASSISTANT SECRETARY**

1901 JT Corrigan  
 1923-25 SW Ayres  
 1925-26 T Chellingworth  
 1948-50 KF Johnson  
 1950-52 K Brady  
 1952-53 C Duncan  
 1960-62 GA Petrie  
 1962-68 FA Vidler  
 1968-72 WG Chapman  
 1972-73 VW Holland  
 1973-75 DC Meldrum  
 1975-80 VW Holland  
 1982-84 WG Chapman  
 1984-85 MB Irwin  
 1985-92 JM Stoddart  
 1992-93 RA Cowles  
 1994-99 DK Hickey  
 2000-03 DW Moorhouse  
 2004-10 JG Dellit  
 2010-14 KG Tuite  
 2014-17 JM Dascombe

### **LIFE MEMBERS**

BR Bale  
 T Byrne  
 WB Bruce  
 W Exton  
 WB Hill  
 PJ Maher  
 BR Shaw

1911 CA Arvier  
 1911 G Down (Snr)  
 1923 JP Crowe  
 1925 CL Mossop  
 1927 LPD O'Connor  
 1927 FA Short  
 1929 E Colwell  
 1934 Sir LO Wilson  
 1936 R Woodruffe  
 1937 EG White  
 1938 VF Thomas  
 1940 KLM Mossop  
 1941 C Robinson  
 1943 CR Johnson  
 1944 PJ Frawley  
 1945 HG Hunter  
 1946 JS Scott  
 1947 AB Mossop  
 1949 MH Mossop  
 1950 F Flynn  
 1951 AC Rogers OBE  
 1952 CR Richards  
 1953 FJ Oberthur  
 1956 NT McMahan OAM  
 1957 CR Cuthbertson  
 1958 JT Harten  
 1959 FA Vidler  
 1960 RM Levy  
 1961 WE Nolan  
 1962 RD Haupt  
 1964 LS Jones  
 1965 RP Easton OAM  
 1966 C Hoy  
 1967 DG Kirkman  
 1969 CR Leggat  
 1970 VW Holland  
 1972 WG Chapman  
 1973 UD Thorne  
 1974 SJ Ryan  
 1975 PW Muspratt  
 1976 GE Baldwin  
 1978 RJO Herring  
 1979 KE Dudgeon  
 1980 FM Francke  
 1987 RG Perrett  
 1988 GK Moore  
 1991 RA Cowles  
 1992 MB Irwin  
 1993 JM Stoddart  
 1995 CG Murphy  
 1996 RJM Crawford  
 1997 AB Henschell  
 1998 DL Walker  
 1999 GD Trivett  
 2000 IJ Reeves OAM  
 2001 DK Hickey  
 2002 DA Connell  
 2003 CF Kempnich  
 2004 KG Tuite  
 2005 ML Dudgeon  
 2006 RK Retell  
 2007 PD Kent  
 2008 PN Culpan  
 2010 SC Fitzgerald  
 2011 GC Brown  
 2012 MR Somerville  
 2014 GW Mitchell  
 2015 RAJ Anderson

# PLAYING MEMBERS (SENIOR) – 2016/17

## 246 PLAYERS:

|                         |                          |                           |                           |
|-------------------------|--------------------------|---------------------------|---------------------------|
| H (Haroon) Ahmad        | JW (Joshua) Durkin       | DG (Daniel) Larke         | EA (Elizabeth) Reppion    |
| JP (James) Alexander    | NM (Nicholas) Ephraims   | EJ (Ethan) Lehmann        | J (Jacob) Roseler         |
| RAJ (Richard) Anderson  | MJ (Mitchell) Farley     | BJ (Bradley) Lester       | AI (Alex) Ross            |
| SA (Slater) Asnicar     | COM (Cameron) Farrell    | CN (Christie) Lewis       | NJ (Nick) Ryall           |
| IG (Isaac) Bacon        | LW (Luke) Feldman        | KP (Kuyen) Lewis          | MB (Mia) Ryan             |
| B (Brendan) Badenhorst  | BJ (Ben) Fitzgerald      | VC (Visal) Liyanage       | AM (Ajay) Samvedi         |
| J (Jacques) Badenhorst  | SL (Samantha) Fitzsimon  | C (Cooper) Lobegeiger     | EG (Emma) Savage          |
| AL (Adam) Ball          | SJ (Stuart) Ford         | AA (Adam) Lockhart-Krause | BA (Brodie) Saw           |
| MD (Marc) Banvill       | MF (Michael) Frame       | KE (Kate) Lutkins         | BD (Ben) Schuhmacher      |
| Z (Zeldine) Barnard     | NM (Nathan) Francis      | AC (Alexander) Lynch      | SR (Sean) Scott-Burrows   |
| JH (Jack) Beath         | AW (Andrew) Fricker      | NEE (Neve) Lynch          | MG (Matthew) Shallcross   |
| SJ (Stephen) Beaton     | CW (Caleb) Fricker       | ON (Owen) Lynch           | PD (Peter) Sherman        |
| CB (Charlie) Best       | WA (William) Garske      | PF (Peter) Lynch          | ML (Michael) Shinnick     |
| MT (Martin) Blackman    | TB (Thomas) Gibson       | DJ (David) Mackie         | CM (Cameron) Skinner      |
| JK (Jaydn) Bowe         | OS (Owen) Gilchrist      | JN (Jon) Malone           | AT (Andrew) Smith         |
| JE (James) Boyd         | AJ (Andrew) Gode         | SG (Sam) Malone           | CJ (Christopher) Smith    |
| C (Chris) Bradford      | SJ (Steven) Gode         | C (Caitlin) McBaron       | DR (David) Stack          |
| N (Nicholas) Bradford   | MX (Maximus) Gonzalez    | JA (Jacob) McCall         | LJ (Liam) Stack           |
| GJ (Greg) Bradley       | RS (Rebecca) Green       | ML (Mitchell) McDonald    | MT (Mark) Stekete         |
| JA (Jessica) Bradley    | SD (Stephen) Grummitt    | CG (Craig) McElligott     | JM (Jonathan) Stoddart    |
| MM (Maryanne) Brandon   | MA (Mark) Gulliver       | MG (Matthew) McFadden     | MT (Mitchell) Stubbings   |
| AD (Angus) Brien        | CE (Courtney) Hagen      | NM (Nick) McGill          | LR (Luke) Stutter         |
| BG (Brenden) Brien      | WR (Wayne) Hamburger     | KJ (Katie) McGlade        | LA (Laine) Sunderland     |
| FA (Flynn) Brien        | ZL (Zachary) Hancock     | D (Danni) McGuinness      | TM (Tierney) Sunderland   |
| LC (Laurence) Bristow   | S (Sue) Harding          | BD (Brock) McLachlan      | OG (Odette) Tartak        |
| AJ (Aaron) Brown        | MA (Mark) Harris         | DP (Dylan) McLachlan      | ML (Matthew) Taylor       |
| AJ (Anthony) Brown      | SB (Stan) Harvey         | LJ (Lachlan) McRae        | MW (Matthew) Thomas       |
| GC (Gavin) Brown        | CM (Callum) Hayes        | LT (Lachlan) Messery      | HE (Heidi) Thompson       |
| KC (Kaidyn) Brown       | BM (Benjamin) Hayter     | BR (Blake) Micallef       | KM (Kristen) Thomson      |
| T (Tobyn) Burvill       | BA (Brady) Heppell       | GW (Grant) Mitchell       | XL (Xavier) Thornton      |
| RG (Rory) Campbell      | CJ (Christopher) Herman  | JM (Jacob) Moloney        | LJ (Lachlan) Tindall      |
| GJ (Greg) Carlson       | JJ (James) Hicks         | TN (Teague) Moloney       | CJ (Callum) Tolhurst      |
| MC (Manav) Chhabra      | JS (James) Hine          | BL (Ben) Mooney           | SJ (Simon) Tolhurst       |
| AG (Annaliese) Childs   | AR (Anthony) Horgan      | MC (Matthew) Moore        | HL (Harrison) Tonks       |
| K (Kate) Clarkson       | PM (Patrick) Horgan      | DC (Dylan) Mullen         | MJ (Michael) Toolis       |
| KJ (Kyle) Coleman       | JG (Jacob) Horswill      | BJ (Bradley) Murphy       | KT (Kyle) Tuite           |
| HJ (Harry) Collier      | MG (Mark) Horswill       | CD (Christian) Murphy     | DR (Darin) Turner         |
| TA (Thomas) Collier     | MM (McCauley) Hughes     | CR (Caitlin) Nankivell    | MP (Mitchell) Van Homrigh |
| BJ (Brendon) Cook       | AJ (Alana) Humphreys     | GC (Grace) Nankivell      | E (Eduard) Venter         |
| DJ (Daniel) Cook        | BV (Blair) Irwin         | DT (Daniel) Neill         | J (Jason) Voll            |
| AA (Adrian) Coolwell    | MB (Mark) Irwin          | JB (John) Neill           | JJ (James) Wallington     |
| JPH (Jake) Coolwell     | ST (Stephen) Janes       | JS (Joshua) Neill         | LT (Leanne) Walsh         |
| JE (Jaime) Cope         | MW (Michael) Jeh         | M (Mark) Norris           | MG (Matthew) Walter       |
| SW (Samuel) Cope        | Z (Zanden) Jeh           | JD (James) O'Connor       | S (Sam) Ward              |
| TJ (Thomas) Copley      | TH (Thomas) Jolly        | JP (Jack) O'Neill         | LR (Leigh) Warner         |
| LP (Luke) Corlis        | AW (Aaron) Jones         | TS (Thomas) Pappalardo    | RZ (Reece) Wenzel         |
| DW (David) Cottee       | RH (Robert) Jones        | TG (Tallulah) Paul        | OG (Oliver) West          |
| PW (Patrick) Cotter     | TC (Trent) Jones         | BA (Bronte) Pearson       | NM (Nicholas) Whip        |
| CR (Christina) Coulson  | SS (Shane) Kabel         | HT (Heath) Pedrola        | ML (Megan) White          |
| AO (Aster) Cowan-Dillon | S (Syed) Kazmi           | BA (Blyton) Pendergast    | DM (Donal) Whyte          |
| EW (Emrys) Cowley       | MT (Mary) Kelly          | ZT (Zeke) Pendergast      | HG (Hayden) Whyte         |
| TM (Tom) Cramb          | CF (Clinton) Kempnich    | LG (Liam) Petersen        | JR (James) Whyte          |
| AR (Aden) Dall'Osto     | MJ (Matthew) Kennedy     | LD (Lachlan) Pfeffer      | JD (Jack) Wildermuth      |
| BM (Brett) Dascombe     | DM (David) Khan          | MR (Mitchell) Pickford    | ST (Stuart) Wilkinson     |
| JM (Joshua) Dascombe    | LA (Lachlan) Kirk        | AN (Andrew) Pine          | JK (Jack) Willis          |
| TM (Taija) Davis        | CL (Christopher) Knight  | S (Sahil) Puri            | HP (Harry) Willmington    |
| JH (Joseph) Dawes       | JA (Jonathan) Knight     | LH (Liam) Querido         | NJ (Nicole) Wills         |
| LA (Leslie) Dawes       | CR (Charli) Knott        | AE (Ashwin) Raj           | MJ (Michael) Wing         |
| CE (Casey) Denais       | WP (Wes) Koskela         | LJ (Leteysha) Randall     | AR (Andrew) Woodroffe     |
| GH (George) Dockrell    | WJ (William) Kruip       | CI (Conor) Rees           | CG (Callum) Zipf          |
| RJA (Bob) Donker        | CJ (Christopher) Lanagan | FL (Fergus) Rees          |                           |
| JM (James) Durkin       | AG (Andrew) Lanning      | SA (Stuart) Rees          |                           |

# **EXECUTIVE SUMMARY**

## **INTRODUCTION**

The Executive is pleased to present this Annual Report and Financial Statement of the Valley District Cricket Club, for 2016/17.

This year we fielded 115 teams, involving a massive 1,443 players registered with the club. We have had a very successful season both on and off the field with silverware in the cabinet, a record number of players participating and the club in a healthy financial position.

The list of volunteers that contributed this year was again long, as it must be to operate on such a large scale. To everyone, including the President, Vice Presidents, the Executive, the Committees, the captains, coaches, managers, scorers, canteen helpers & assistant ground staff, the value of your input is immeasurable. On behalf of everyone in the Valley family, I sincerely thank each and every one of you, as we would not have such a wonderful club without you all.

## **SENIORS**

This year we had eight teams make premiership semi finals, with four going on to contest the grand finals where we won two premierships. Congratulations to Cameron Skinner (5<sup>th</sup> Grade), and Mark Irwin (B2 Subbies) who were the successful premiership winning skippers. In addition 2<sup>nd</sup> Grade won their One Day competition.

1st Grade had an up and down season, at times playing excellent match winning cricket, unfortunately the weather saw them drop out at the semi final point. The team was ably assisted by Jim Shinnick as team manager and Pat Culpan as scorer, along with an increasing number of loyal supporters. We were competitive in all other grades with a number of young players coming through, so the future looks good.

In a move to strengthen our coaching stocks, 2016/17 saw the addition of Brad "Spud" Murphy as assistant 1<sup>st</sup> Grade Coach/Lower Grade Coach and Harsha de Silva as Ladies Coach to join 1<sup>st</sup> Grade squad coach Peter Drinnen. In addition we also had Jim Whyte & James Durkin coaching Taverners and Adam Gray coaching our 2<sup>nd</sup> Grade ladies. I am sure most players would agree that this has been our best year for a long time with regards to coaching.

Each of the senior sides' captains and the selectors have again put everything into their roles. We are fortunate to have you involved and hope you all return next season. A special word of thanks to Matt Walter who took on the difficult role as chairman of selectors.

## **JUNIORS**

The Executive sincerely thanks the Junior Management Committee for successfully organising 109 teams and 1170 players across grades from Under 8's to Open, as well as the T20 Blast and In2Cricket programs. I have said it before, but somehow the JMC achieves what seems impossible each season with once again a massive increase in numbers. It is also pleasing to note the increasing number of young girls playing in the junior ranks.

Thanks to long serving member Clinton Kempnich for managing such a dedicated team this year, along with his efforts as the junior coaching director. Special thanks must also go to Karen Willis, who was worthy winner of the Frank & Noreen Vidler

Memorial Trophy for her services to the club. Kaz has been around the club for a number of years and has had various roles from running the Friday night Super Sixes in their biggest growth periods, age group coordinator for many years, junior communication, website, T20 Blast etc etc. Kaz bleeds blue and great to have her and her family around the club.

Congratulations to the players, coaches and managers of the following Junior Premiership winning teams:

- U15 Blue
- U15 Orange
- U13 Green

Clinton Kempnich continued the very popular specialist coaching sessions for the players, as well as sessions to coach the coaches. Coaches and players from neighbouring junior cricket clubs have also been invited to some these sessions. This interaction between clubs has been very well received. In coming seasons we are hopeful that there will be an increased focus on specialist coaching for our junior players.

Once again, many Valley juniors were introduced to senior cricket during the season. The pathways program continues to be a remarkable success and is one of the reasons I feel our club is heading in the right direction with a bright future. This program helps make a young player's transition into the senior ranks more enjoyable and less intimidating.

Although not everyone can play 1<sup>st</sup> Grade, there is always room for young, enthusiastic club members throughout the grades and be part of the pride of the great Valley family.

## **GIRLS/WOMEN'S CRICKET**

In the third year back in senior women's competition we fielded a team in both 1<sup>st</sup> and 2<sup>nd</sup> Grade. We welcomed former Queensland player Megan White to the team as captain of our 1<sup>st</sup> Grade team and this team improved in leaps and bounds as the season went on with a number of our youngsters stepping up to the mark of the more demanding level of cricket.

In all we had over 140 female players this season which is a great foundation to build on for future years. Thank you to Robert Bailey and other members for the increasing focus on junior girls' cricket.

## **CRICKET ACADEMY**

Peter Drinnen once again ran a cricket academy at the club, providing additional high level coaching to many of our junior players. This second year was a great success and allowed us to channel some of the profits back into training equipment.

## **GROUNDS, WICKETS & BUILDINGS**

Thank you to Michael Dudgeon who once again looked after this portfolio to ensure our grounds, training facilities and buildings were to the highest of standards.

Much thanks must go to Richard Anderson and Bob Donker on their work in obtaining grants.

We once again are working with GPS Rugby to provide the best facilities we can. A big thanks to Grant Mitchell and Richard Anderson who are our liaison people working with the rugby club.

## **SOCIAL EVENTS & FUND-RAISING**

Sponsorships are a major source of income that helps the club to further develop its facilities and coaching programs, so a very sincere thank you to all our wonderful sponsors, particularly our major sponsors: Keith Dudgeon & family of Keith Dudgeon Cricket Specialist; Stuart Rees of Broadly Rees Hogan Lawyers and James Simpson of City Automotive Group.

Many of our sponsors have been with us for a long time which makes their support all the more significant. The support of our sponsors should be greatly appreciated by all club members and we ask members to in turn support our sponsors' businesses as much as possible. All our sponsors are listed on the back cover of this report.

Thank you to Donna Meredith for once again supervising the canteen and to everyone who volunteered during the season by either cooking the BBQ, serving behind the counter or cleaning up afterwards. Every dollar earned through the canteen and our functions is one less dollar we need to raise from fees.

Trophy Night was held at the Paddington Tavern and it was another memorable evening. It was great to see almost the entire 1974/75 premiership winning team there. Thanks to Grant Mitchell and Gavin Brown for organising and running the event, with assistance from Pat Culpan for the statistics. Congratulations to all award winners.

## **CRICKET COMMITTEE**

Thanks to former 1<sup>st</sup> Grade skipper Brett Neill. Brett brings a wealth of experience to this role, having played 1<sup>st</sup> Grade in Sydney, Adelaide and Brisbane. Thanks to the rest of the Cricket Committee, who once again managed much of the day to day running of our senior cricket program. Their advice and recommendations to the Executive regarding captaincies, coaching and player conduct were of the highest order.

## **VALLEY CRICKET OLD BOYS ASSOCIATION**

Thank you to the Old Boys Association led by club president Peter Easton for the support you provide to the club and for creating an environment where past players can still be actively involved. For more news about this Association, please refer to the report on page 8.

## **OBITUARY**

The club extends condolences to anyone who lost love ones during the past year.

It is with regret we note the passing of the following Old Boys:

Desmond John Magee: Born circa 1939, died 29 July 2016 in Brisbane. Played 41 matches for VDCC from 1968 to 1970 including seven in First Grade.

Maxwell Leslie Robins: Born 2 July 1932 in Brisbane, died 1 August 2016 in Brisbane. Played 62 matches for VDCC from 1953 to 1958, all in First Grade making 2,469 runs & taking 74 wickets. He was captain of First Grade from 1956 to 1958 prior to his transfer to Souths.

Douglas Errol Johnson: Born 2 October 1945, died 5 June 2017. Dougie was a popular man around the club and played 69 games for the club from 1979 to 1992, mainly in Third Grade in his early years and later in Sub Districts.

## **THE ANNUAL REPORT**

Thank you to all involved in the production of this Annual Report, particularly to Pat Culpan for compiling statistics and records, to Jon Stoddart and Peter Kent for their compiling/editing of the report, and to David and Geoff Straker of Flash Printing for their assistance.

## **THE EXECUTIVE COMMITTEE**

Thank you to all members of the Executive Committee for their efforts and support during the year. Their availability to discuss and resolve issues whenever they arise is much appreciated. Special thanks once again to our club secretary Grant Mitchell whose tireless daily input goes well beyond his secretariat role. Thanks also to life member and former club chairman Peter Kent for the work he does as bookkeeper for the club to take much of the pressure off the Treasurer.

## **MEETINGS**

The Executive Committee met 12 times during the year after the Annual General Meeting of 8<sup>th</sup> August 2016, as did the Junior Management Committee.

Jon Stoddart and Peter Sherman were the Club's delegates to Queensland Cricket's General Meetings and Annual General Meeting.

Mark Irwin was a member of the Queensland Sub Districts Cricket Association Management Committee.

Robert Bailey was on the committee of the Brisbane North Junior Cricket Association.

Chris Zipf and Rob Bailey were our delegates to the Brisbane North Junior Cricket Association's meetings.

## **IN CLOSING**

Finally, thank you once again to our Office Bearers, Committee Members, sponsors, coaches, managers, selectors, captains, scorers, grounds and canteen helpers, and all volunteers for their efforts and support throughout the year. Your contributions are absolutely vital to the running of the club and are greatly appreciated.

A special thank you to the families and partners of our tireless workers not only for putting up with the extraordinary amount of time these workers spend on club matters, but in many cases assisting yourself in ensuring the largest cricket club in Australia (and possibly the world) continues to grow from strength to strength and keep youth busy in sport.

On behalf of the Executive Committee, I have pleasure in presenting our 117th Annual Report and Financial Statement.

**Pat Culpan**  
**Executive Chairman**

# VALLEY CRICKET OLD BOYS ASSOCIATION

The Valley Cricket Old Boys Association (VCOBA) was formed in 2010/11 and has two main aims:

1. To re-establish communications, friendships and gatherings of old boys, friends and supporters of the Valley District Cricket Club family.
2. To support the Valley District Cricket Club in whatever ways it can, including financial support, to help secure its future and further develop the club's facilities and coaching and development programs.

Office Bearers & Committee members were:

Peter Easton (President), Jon Stoddart (Membership Secretary), Ivan Board, Keith Dudgeon, Geoff Trivett, Col Cooke, Mike Weir, Noel King, Kev Logan, Chris Lanagan and Damian Hickey.

Jon Stoddart has taken on the role of Membership Secretary and his input is welcome. Late in the season Damian Hickey also joined the Committee.

Presidents at home days and a golf day were held with reasonable support and this will be continued. The Old Boys so far have provided financial assistance of \$13,000.00 for club improvements.

Our current balance is **\$10,227.00**

Fees for next season will remain unchanged.

#### **Base Membership of \$50.00 includes:**

- Regular newsletter
- Invitations to all club functions and matches
- Copy of Annual Report (if requested)

#### **Other Memberships of \$100.00 or more:**

- Includes all of the above plus
- Choice of a club clothing item (shirt, shorts or cap)
- Luncheon tickets to President's Home Days.

These fees are predominantly aimed at supporting the club, however we have maintained a return for your membership. For \$1 or \$2 per week, you can be an active supporter of Australia's largest (by far) Cricket Club.

This season we had the following numbers of registered players:

|                    |             |
|--------------------|-------------|
| Juniors (under 16) | 1170        |
| Seniors (over 16)  | 273         |
| <b>Total</b>       | <b>1443</b> |

We now have first and second grade Ladies teams and a growing number of senior and junior ladies included in the above 1443 players.

Old Boys memberships are available not only to past players but also to supporters, players, parents and grand-parents. Due to the increase in player numbers, we now play our under 8's, under 9's and Milo Into Cricket juniors under lights at Ashgrove on both Thursday and Friday nights.

On Friday nights, we have up to 19 mini fields in play with some 240 juniors dressed in long whites (full kit) and with a Valleys Cap on their heads. This is the Clubs future and we encourage you to come and see for yourself just where the club has progressed to. Steak burgers, pizzas and cold drinks are available from the canteen. Your valued support is contributing to the Club's success.

Jack Wildermuth is the first player from our successful Junior system to be selected for the Australian Second XI, One Day and T20 series which are soon to tour South Africa. Many more to follow and best wishes to Jack.

We wish all players, officials and supporters an enjoyable and successful 2017/18 Season.

For Membership enquiries, please contact Peter Easton on 3355 3044 or Jon Stoddart on 0413 439 600.

**Peter Easton (President)**



Peter Easton, Keith Dudgeon, Geoff Trivett & Gill Chapman at a VDCC Presidents Home Day

# COACHING REPORTS

## FIRST GRADE SQUAD COACHING REPORT

I will start this report by thanking those I feel have played a significant part in the ongoing success of the club and the continued development of the Senior Squad. The Valley District Cricket Club has one of the most forward thinking and progressive cricket committee's and their continued support to myself, firstly providing the opportunity to work with the squad and secondly allowing me to provide the direction to the players that I feel is necessary to perform and derive the enjoyment from the game every player seeks.

My aim is to continually challenge the players to maximise their potential and ultimately prepare them for the next level. The club allows me the freedom to do this in the understanding that I will always put the club and the players first and this trust is certainly appreciated and valued. I know the players are also extremely appreciative of what this great club provides in the way of coaching support, facilities and overall value for money given their financial contribution.

At the end of last season I identified a real need for players in all grades to learn to be adaptable and to appreciate that consistency in sides fielded week in and week out may not be there. Each player had to understand that there will be times when they will move up and down through the grades and this will challenge their confidence and ability to be clear on a role and desired objectives. This club is a victim of its own success with a solid representation at the higher level and with these players away for a significant period of time, players had to adapt, step up and take opportunities and ultimately always put the best interest of the club first. This is what makes this club so special, the way that players do this and manage to achieve results. The selectors and in particular Matt Walter must be acknowledged for the work they do putting together sides for each weekend. No easy task!

To get within 80 points of the club Championship and to have 8 out of 10 sides contesting finals proves to me that we as a club and in particular the players are approaching selections and the game the right way and working hard in the training environment, which is ultimately turning into points. Another factor in the club's success this season was the appointment of Brad Murphy as an Assistant Coach to the Senior Squad and also the man who would drive the lower grades. He is a special person, with immense passion for the game and he has the ability to inspire and drive players to achieve. His energy around the club this season has paid dividends in a major way.

One of the real highlights for me this season was the continued development of young Jack Wildermuth securing the Sheffield Shield Player of the year. He is a true professional and a young player I believe will go all the way. Another player to shine this season was Lachlan Pfeffer. Lachlan lost his way early on and had to ask some questions and to see how he dealt with this was extremely pleasing. He turned his season into one of the best seen from any Valleys player for some time. His batting was special, incredibly consistent and super reliable and was the backbone of most of our innings. His development with the gloves also significant, resulting in a promotion to the next level where he also performed, scoring 99 in a futures league match.

I would like to mention another couple of our younger players. Firstly, a player who typifies what we are trying to do at the club. It is one thing to be promoted but it is more important to accept the opportunity and perform and Owen Lynch did that and some more. He played significant roles in achieving several victories this season, which is what the selectors want to see from our young up and coming players. Well done Owen.

Secondly, Dylan Mullen made the step up to first grade with ease given his challenging skill set. This season saw him rewarded with further representation following the U19 National Championships. He played in the Ricky Ponting XI vs Adam Gilchrist XI match at the SCG, a game acknowledging the best up and coming talent in the country. Well done Dylan.

I would like to make special mention of the job of our 2 captains, particularly Adam Lockhart-Krause. Adam took over the reins of the seconds and did a fantastic job, leading from the front with performances earning the respect he deserves. He led the team to a One Day title, which was a wonderful effort and showed that this squad is heading in the right direction. Andrew Gode, though still young, seems a veteran in the Senior Team. It was a pleasure to work with Andrew again, a man with a heart as big as Pharlap and the competitive approach that a leader needs.

### **An Overview of the season.**

#### *First Grade*

Our preparation was slightly different this season with a physical phase of 6 weeks driven by Andrew Gode getting us started. We followed this with a skill based program leading into several trial matches. One of these was at the Sunshine Coast, where we used the facilities and spent some quality time discussing the season ahead, what we needed to do to improve on the previous season and ultimately building the unit. All in all, a very good lead in to the season.

The season started with a combination of 1 and 2 day matches and our First Grade side had a very indifferent start. The One Day competition was again affected by the weather and we needed a win against Sandgate to give us a chance of progressing. Unfortunately, in run up to this match we sustained 2 heavy losses to Wests and Wynnum, the only shining light being a hard fought win against Sunshine Coast with Josh Dascombe seeing us home with 81 supported by Jack Beath 38. Lachlan Pfeffer took 5 catches behind the stumps. To this point we had not performed to the level we should have.

The Sandgate match was a turning point for us and though we didn't win the match, we fought hard and showed the character that we had been looking for in earlier matches. The skipper lead from the front with 125. From this point we started to believe and perform much better and results showed that. We beat Redlands with 100's from Pfeffer and Wildermuth and the return of George Dockrell proved significant with George taking 4 wickets in his first match.

We kept the momentum with good wins over University in a One Day Match, followed by Gold Coast in the 2 day format with Pfeffer scoring another 124 supported by Craig McElligott with 60. A fantastic win against a strong North's side followed with us chasing down 305 in 72 overs. Pfeffer was at it again scoring 114 and Beath played a gem, scoring his maiden First Grade 100. That character I referred to earlier showed through in the fighting draw against Sandgate at home, with Cam Farrell and Chris Knight hanging on with the bat to see us achieve a draw. A good result in the context of our season.

The T20 games kicked in earlier December and we struggled throughout this competition. Losing the first 2 matches, the 3<sup>rd</sup> was washed out, but we managed a win against Souths with Andrew Gode back to his best with runs and wickets. The 5<sup>th</sup> match against Wynnum was washed out and we were then outplayed by Wests. Redlands proved too strong for us in the penultimate match, though we finished the competition with a good win against the Gold Coast.



Post Christmas we achieved 3 wins from 5 games, which was enough to secure 4th position on the table. Owen Lynch stepped up in 2 of these victories, with significant contributions batting in the middle order after promotion from seconds. He scored his maiden First Grade 100 followed by a crucial 53\* against South's to see us home. Unfortunately though when finishing in this position the road is much harder, with us requiring a win against the first placed side in the semi. It didn't help our cause that this match was heavily rain affected, but looking back finishing fourth is a fair assessment of our season. I have no doubt we can climb the ladder further in the years to come.

### ***Second Grade***

Started the season very positively, achieving 5 wins and plenty of wind in the sails. McElligott, Krause and Lynch performing well with the bat with good support from both Knight brothers. Slater Asnicar started well, chipping in with the bat to get us over the line in a key match, but also fulfilling his main role of taking wickets.

This early season form saw the side through to win the final of the One Day Competition, a fantastic achievement. Round 8 saw a good win against North's with 2 more outstanding performances, Owen Lynch with the bat scoring 84 and Chris Knight taking 7 wickets. Both contributed significantly to a good win.

Unfortunately we didn't play the standard of cricket we needed to get the results in the T20 competition. Post Christmas also proved a key phase for us, with 2 losses straight after the break resulting in us having to play catch up. We certainly had chances in the run to finals, with a strong bowling display against University in the second last round, but unfortunately we were unable to chase down 130.

Our second grade is a very youthful side with so much promise and potential. It was exciting to see the progress made by many and Owen Lynch demonstrated to all how to accept opportunity when promoted and perform, His achievements in First Grade this season will hopefully lead the way for many to follow.

In closing I would like to thank Brad Murphy, Brett Neill, Jim Shinnick and Pat Culpan for their significant contributions this summer. According to Gil Chapman, "the club has never been stronger", which is great to hear from a man who has been involved for some period. It is our responsibility to ensure we continue to build on what has been achieved to date and we are forever seeking out opportunities to improve all that we do. It is exciting to be part of an organisation with this approach.

**Peter Drinnen**  
**First Grade Squad Coach**



Lachlan Pfeffer celebrating his third century of the season, this time against Norths.



## **LOWER GRADES COACHING REPORT**

After the past 6 summers coaching the Sunshine Coast Scorchers I decided to join my mate Peter Drinnen and come on board the Valleys coaching staff. My role being to coach the lower grade players as well as work with Drinno with the first graders. I even had a chance to have a run around the park in 6<sup>th</sup> grade, which gave me a chance to see some players at the beginning of their grade careers. After my first full summer at Valleys I can say that I thoroughly enjoyed everything about my new club and can't wait to further work on things next season.

My first aim was to try and get to know as many players as possible and to understand what they wanted as individuals as well as teams. That takes more than one season to ascertain but I think that we were able to achieve a fair bit and give all players a fair chance at improving their game whilst enjoying themselves along the way.

I must thank each grade captain for the support they gave. Every one of these guys really put in a great effort and were selfless in their endeavours to see Valleys do well on the field of play.

Matt Walter in his role as Head Selector did a fantastic job allocating sides each week – this is a job that involves having to pass on both good and bad news and filling 10 sides every weekend is just so tough to do – that, and to also captain a side and perform yourself takes fair bit of doing. Matt did that! Great effort mate.

Thanks to blokes like Clinton Kempnich, whose knowledge of juniors coming through the club was invaluable and Tom Gibson, whose magnificent work ethic on the grounds and around the club in general made it really easy for me to feel comfortable from an early stage. Also to Jimmy Whyte and Dave Walker who ran the Taverners – I look forward to getting plenty of their young players into the senior grades in the seasons ahead and making this a great link between the Valleys juniors and onwards into senior grade cricket. Others whom I dealt with a fair bit were Pat Culpan and Grant Mitchell. Every club has fellows like this as its lifeblood and I really am happy to get to work with them at Valleys now.

It was excellent working alongside Peter Drinnen and the senior squad. I know that the players understand the professionalism that Drinno injects is a necessary ingredient of long term success. He is undoubtedly one of the best cricket coaches in the state.

I like to think we really made both young and new club players very welcome at training. This is an area we can make even better progress in the future, along with recruiting wisely from other areas where and when it fits.

I must thank the senior squad players who really were great when it came to including younger players into practice routines and games when the time was right. The spirit was great and the guys from 3<sup>rd</sup> grade down should know that they are not far away from higher honours if they commit and perform. The get togethers each week prior to Tuesday trainings where each grade talked about the weekend's games were very worthwhile and helped forge an even better spirit across the entire playing group.

From pre-season right through to the finals, trainings were extremely well attended, so I thank each and every player who committed themselves to working so hard on their games. It was great to coach you guys. Good fun indeed.

The fact that we got so many sides into the semis was testament to the players' efforts and practice ethic but we need to make sure that we turn our thoughts across the winter months as to how we can all make improvements which will make next summer better in every way.

I really loved how many players were committed to doing extra practice in order to further their own games – now its up to you guys to keep that going, realising that sometimes it takes a little while for the results to show! Hang in and outlast those who give up early. Our next First Grade debutant may well come out of 3<sup>rd</sup> or 4<sup>th</sup> grade from this year. Who knows?

Congratulations also to the women's cricket section of the club, who are so passionate about the game and who enjoyed a pretty good summer. Well done to you all.

My thanks to the committee for their support, club sponsors and supporters and anyone else who I may have missed here (in which case I apologise).

Finally, I must record my gratitude to both Brett Neill and Peter Drinnen for chatting to me whilst in India last April about the possibilities of joining them at Valleys. So glad I listened to them!

See you all in 2017-18.

**Brad Murphy**  
**Lower Grade Club Coach**



Owen Lynch scoring a century against Sunshine Coast on his First Grade debut.

## **UNDER 16 L/T GRADE COACHING REPORT**

The 2016 season proved to be a tough one for the Tavs. Despite scoring 200+ on 7 occasions and losing the least number of wickets of all teams in the comp, we just couldn't seem to defend good scores.

Mid way through the season we decided that chasing may be the remedy. This proved to be the case and our fortunes definitely took a turn for the better as we started to get some wins on the board. We proved that when we got it right we were capable of beating anyone. This was demonstrated when we comprehensively defeated the eventual premiers by 9 wickets.

The team was well led by Tom Papalardo, whose captaincy improved in leaps and bounds as the season progressed. There were some really good individual performances with two centuries and a fifty from Nick McGill, four fifties from Tom Pappalardo and 3 fifties from Hayden Whyte.

However scoring runs was not an issue and most games we struggled to get early wickets and then run through sides. The bowling discipline improved as the season progressed and the results showed it. Sam Cope took the most wickets with a very respectable 16 for the season.

All in all we learned a lot of good lessons, and given about half the team will be back again, this will stand us in good stead for this coming season.

Thank you to the following young men who played this year: Tom Papalardo, Nick McGill, Hayden Whyte, Tom Hastie, Jack O'Neill, Declan Walker, Ben Mooney, Sam Cope, Tom Connolly, Nick McPhee, Max Gonzalez, Ed Backstrom, Jack Willis, Sam Malone, Jake McCall, Josh Durkin and Hamish McDougall.

**Jim Whyte**  
**Under 16 Lord's Taverners Grade Coach**

## **WOMEN'S CRICKET COACHING REPORT**

I was highly excited when I was appointed as the new Premier Women's Coach of VDCC. I would like to thank Grant Mitchell and Greg Bradley for the opportunity presented. All of us were looking forward to the challenge of having a team back in the First Grade competition.

We knew we had the talent within the club to compete at the higher level due to the success in the previous couple of seasons in Second Grade. But we were very fortunate that former Fire players and seasoned campaigners, Megan White, Lateeshya Randall and Heidi Thompson joined us.

### **PRE SEASON**

We had an initial leadership group meeting to draw up a season plan. We agreed on a six week pre-season program, focused on building our fitness levels in the first half and followed by skill development in the second half. We also arranged to play a couple of trial games before the season started.

We held a meeting with players and parents to present the season plan and answer any questions they had with regard to training, matches or any other relevant matters.

Our pre-season program was a huge success, with high attendances at all sessions, player enjoyment and skill enhancement.

### **First Grade**

We finished 3rd and 4th respectively in the T20 and One Day competitions. As a team we had a good pre-Christmas, winning the majority of our games and in contention for the Finals in both formats.

Unfortunately we couldn't maintain the momentum after Christmas. A few injuries/illnesses to key players (Zeldine, Samantha and Taija) and players on rep duty meant we weren't at full strength, which affected our performances in the second half of the season.

Megan, Lateeshya and Christina were consistent performers with bat and ball. Newcomers, Zeldine, Charli, Neve, Jessica and Laine also impressed.

### **Second Grade**

We finished 8th in both formats. Skipper Christie had a fabulous season scoring almost 300 runs with 3 half centuries. Courtney, Nicole and Mary were the others who made an impact with the bat. Jaime had a wonderful season with the ball including performing a rare hat trick. Nicole, Tierney, Mia, Tilly and Asther were the other outstanding bowlers.

## **STATE REPRESENTATIVE PLAYERS**

### **Queensland U18**

1. Zeldine Barnard

### **Queensland U15**

1. Charli Knott (Captain)
2. Jessica Bradley

### **Imparja Team**

1. Courtney Hagen (Captain)
2. Christina Coulson

## **CONCLUSION**

Special mention has to be made of Megan for her input and contribution to the program as Club Captain in the concluded season. Megan, Lateeshya, Heidi, Christie, Christina and Minor were fantastic mentors and role models for the juniors. It was a privilege for me to work alongside this group of players.

The leadership group met for an end of season discussion, where we identified and agreed on few areas we can improve next season.

I take this opportunity to thank Pat, Grant, Greg, Adam, David, Clinton, Michael, Tom and Kaz for their support at training and games. Also the men's coaches Peter and Spud for sharing the facility and equipment readily with us on training nights. A big thank you to the Junior Club coaches for their efforts with the Girls teams.

The club is definitely heading in the right direction with the Women's game and we will be a force to be reckoned with very soon. I have thoroughly enjoyed my first season with the Dichards and look forward to working with the club in the future.

Thank You.

**Harsha De Silva**  
**Women's Cricket Coach**

# **FINANCIAL REPORTS & STATEMENTS**

## **TREASURER'S REPORT**

Season 2016/17 represented a year of investment for our great club which was possible as a result of a number of successive years of prudent financial management. The club incurred an operating loss for year of \$74,095, which is after depreciation and amortisation expenses totalling \$62,085. The operating loss included a number of deliberate investment decisions by the club, as well as some one-off expenditure items associated with the grounds as summarised below:

- An approximate 33% increase in coaching expenses across the juniors, seniors and women's playing groups;
- An approximate 57% increase in clothing expenditure to ensure consistency of club uniform across our juniors, seniors and women's playing groups;
- Significant increases in co-contributions towards school playing and training facilities utilised by our juniors, including net upgrades and wicket upgrades;
- Approximately \$25,000 spent on drainage works to the wicket blocks to both Peter Easton and Norm McMahon Ovals; and
- Approximately \$19,000 spent on the replacement of the wicket block on Ashgrove No.3 following the redevelopment of this ground by our co-tenants, GPS Rugby Club.

The Club is confident that this operating loss is a one-off and the Executive, Junior Management Committee (JMC) and other sub committees are already working hard to ensure that an operating profit is generated for season 2017/18. This includes a focus on increasing our revenue from sponsorships, through a more strategic approach to how we interact with our sponsors and the product we offer to them. In this regard, I would like to acknowledge some of the hard work already done by Karen Willis in this regard.

Despite this operating loss, as at the end of our financial year the club continued to maintain cash balances marginally in excess of \$100,000. Whilst this sounds like a large amount of money to be holding, much of it is earmarked to be spent on projects within our rolling development master plan. Special mention must go to Richard Anderson and Bob Donker who work tirelessly in applying for various grants that bring in funding for our club to continue improving our facilities for all members.

Please remember that your club works due to the tireless efforts of volunteers so any assistance in raising income or reducing expenditure will help the club to continue improve our offering as a cricket club.

Many thanks to Pat Culpan and Peter Kent who provide tremendous support and assistance in my role as club Treasurer. Peter Kent in particular continues to look after our books and makes my job so easy. A big thank you also to Danny Malone as JMC Treasurer, the whole JMC, my fellow Executive members, other volunteers and our many sponsors who contribute to Keeping Youth Busy in Sport.

**Mark Jones**  
**Honorary Treasurer**

## **INDEPENDENT AUDITOR'S REPORT** **TO THE MEMBERS OF** **VALLEY DISTRICT CRICKET CLUB INC.**

### **Scope**

We have audited the Balance Sheet and Income & Expenditure Statement of the Valley District Cricket Club Inc for the year ended 30 April 2017.

The Office Bearers are responsible for the preparation and presentation of the Balance Sheet and Income & Expenditure Statement and the information contained therein. I have conducted an independent audit of the Balance Sheet and Income & Expenditure Statement in order to express an opinion on it to the members of the Valley District Cricket Club.

Our audit has been conducted in accordance with Australian Auditing Standards to provide reasonable assurance as to whether the Balance Sheet and Income & Expenditure Statement are free of material misstatement.

Our procedures included examination, on a test basis, of evidence supporting the amounts in the Balance Sheet and Income & Expenditure Statement and the evaluation of accounting policies and significant accounting estimates. These procedures have been undertaken to form an opinion as to whether, in all material respects, the Balance Sheet and Income & Expenditure Statement present a view which is consistent with our understanding of the financial position and the results of the operations of the Valley District Cricket Club.

The audit opinion expressed in this report has been formed on the above basis.

### **Qualification**

It is not possible to establish control over donations, subscriptions and fund raising income prior to their entry into the accounting records, nor is it practical for me to ensure that all such income has been received and recorded. Our audit relating to donations, subscriptions, and fund raising income was therefore limited to the amounts recorded in the financial statements.

### **Qualified Audit Opinion**

In our opinion, except for the effect, if any, on the Balance Sheet and Income & Expenditure Statement of the matter referred to in the qualification paragraph, the Balance Sheet and Income & Expenditure Statement presents fairly the financial position of the Valley District Cricket Club as at the 30 April 2017 and the results of its operations for the year then ended.

**Russell Maddock CPA**  
**Irwin & Associates Pty**

**VALLEY DISTRICT CRICKET CLUB INC.**

**PROFIT & LOSS STATEMENT FOR THE YEAR ENDED 30 APRIL 2017**

| 2016               |   | 2017               |
|--------------------|---|--------------------|
| \$                 | Income  | \$                 |
|                    | <b>CA/QCA Funding</b>                           |                    |
| 70,337.86          | ACA/CA/QCA Funding                              | 71,845.30          |
| 690.89             | CA/QCA Raffles                                  | 0.00               |
| 416.66             | QCA Lord Taverner's Sponsorship                 | 416.67             |
| <u>500.00</u>      | Kookaburra Sponsorship Royalties                | <u>500.00</u>      |
| 71,945.41          |   | 72,761.97          |
|                    | <b>Match Fees &amp; Subscriptions</b>           |                    |
| 61,831.54          | Seniors   | 81,313.51          |
| <u>235,388.22</u>  | Juniors   | <u>231,691.34</u>  |
| 297,219.76         |   | 313,004.85         |
|                    | <b>Canteen</b>                                  |                    |
| 63,999.42          | Sales   | 63,128.15          |
| 2,764.46           | Club Social Functions                           | 1,426.89           |
|                    | Less: Cost of Sales                             |                    |
| <u>(58,383.85)</u> | Canteen Stock & Expenses                        | <u>(59,785.82)</u> |
| 8,380.03           |   | 4,769.22           |
|                    | <b>Other Income</b>                             |                    |
| 39,895.08          | Sponsorships                                    | 28,605.78          |
| 454.55             | Donations                                       | 0.00               |
| 2,904.42           | VDCC Old Boys Association                       | 3,381.76           |
| 1,672.73           | Ground & Clubhouse Hire                         | 781.82             |
| 4,855.54           | Bank Interest                                   | 3,096.67           |
| 34,370.58          | Cricket Academy                                 | 51,628.64          |
| 635.46             | Art Unions & Raffles                            | 909.03             |
| 4,802.24           | Merchandise Sales                               | 2,163.63           |
| <u>19,945.93</u>   | Grass Cutting                                   | <u>20,170.15</u>   |
| <u>109,536.53</u>  |   | <u>110,737.48</u>  |
| <u>487,081.73</u>  | <b>Total Income</b>                             | <u>501,273.52</u>  |
|                    | <b>Expenses</b>                                 |                    |
|                    | <b>Fees &amp; Charges</b>                       |                    |
| 1,920.00           | Queensland Cricket Assoc.                       | 4,100.00           |
| 4,882.00           | Qld Sub Districts Cricket Assoc.                | 8,154.55           |
| 26,885.91          | Brisbane North Junior Cricket Assoc.            | 18,985.00          |
| 940.69             | Warehouse Cricket Association                   | 6,885.45           |
| <u>100.00</u>      | South East Qld Junior Cricket Assoc.            | <u>300.00</u>      |
| 34,728.60          |   | 38,425.00          |
|                    | <b>Cricket Equipment &amp; Players Expenses</b> |                    |
| 27,945.69          | Cricket Ball Expenses                           | 35,126.55          |
| 25,057.98          | Cricket Equipment Expenses                      | 10,891.01          |
| 2,049.26           | Scorebooks                                      | 1,112.73           |
| 39,591.39          | Coaching - Seniors                              | 55,004.64          |
| 18,316.20          | Coaching - Juniors                              | 21,824.33          |
| 30,629.95          | Coaching - Academy                              | 41,144.35          |
| 3,928.83           | Trophy Night - Seniors                          | 2,726.33           |
| 4,235.54           | Trophy Day - Juniors                            | 9,033.40           |
| 11,592.54          | Annual Report                                   | 7,231.82           |
| 0.00               | Photographs                                     | 445.50             |
| 858.09             | First Aid & Security                            | 0.00               |
| <u>47,237.33</u>   | Club Shirts, Caps & Merchandise                 | <u>74,216.71</u>   |
| 211,442.80         |   | 258,757.37         |

PTO for further EXPENSES

| 2016               |   | 2017                |
|--------------------|---|---------------------|
| \$                 | <b>EXPENSES (continued)</b>                 | \$                  |
|                    | <b>Grounds &amp; Building Expenses</b>      |                     |
| 98,541.53          | Ground Maintenance                          | 155,427.61          |
| 9,622.25           | Groundsman - Wages                          | 10,129.20           |
| 1,153.30           | Groundsman - Superannuation                 | 2,574.73            |
| 64.85              | Workers Compensation                        | 182.68              |
| 6,156.95           | Council Rates & Lease Charges               | 5,986.49            |
| 10,497.37          | Machinery Repairs & Maintenance             | 9,515.81            |
| 3,200.00           | Ground Hire Expense                         | 11,754.32           |
| 5,899.50           | Building Maintenance/Cleaning               | 5,183.21            |
| 3,683.29           | Waste Disposal                              | 3,957.15            |
| 6,864.09           | Insurance                                   | 7,843.10            |
| <u>145,683.13</u>  |   | 212,554.30          |
|                    | <b>Administration Expenses</b>              |                     |
| 1,819.15           | Telephone                                   | 1,657.97            |
| 366.50             | Stationery                                  | 443.03              |
| 6,913.48           | Bank Charges                                | 6,998.41            |
| 0.00               | Donations                                   | 950.00              |
| 4,000.00           | Honoraria                                   | 6,000.00            |
| 19,540.00          | Administrators                              | 18,317.17           |
| 45.41              | Government Charges & Fees                   | 51.70               |
| 480.56             | Postage & Shipping                          | 180.19              |
| 2,418.53           | Club Functions & Meetings                   | 3,059.54            |
| 1,229.88           | Advertising                                 | 1,115.88            |
| 678.47             | Gas   | 1,878.20            |
| 12,748.39          | Electricity                                 | 14,702.78           |
| 762.89             | Computer & Website Expenses                 | 246.74              |
| 1,409.12           | Audit & Bookkeeping Expenses                | 1,769.08            |
| <u>52,412.38</u>   |   | <u>57,370.69</u>    |
| 444,266.91         | <b>Total Operating Expenses</b>             | 567,107.36          |
| <u>42,814.82</u>   | <b>Operating Surplus / (Deficit)</b>        | <u>(65,833.84)</u>  |
|                    | <b>Depreciation &amp; Amortisation</b>      |                     |
| 15,567.67          | Depreciation                                | 15,339.23           |
| 45,328.46          | Amortisation                                | 46,744.55           |
| 202.74             | Loss (Profit) on Disposal of Assets         | 650.18              |
| <u>61,098.87</u>   |   | <u>62,733.96</u>    |
| <u>505,365.78</u>  | <b>Total Expenses</b>                       | <u>629,841.32</u>   |
| <u>(18,284.05)</u> | <b>Profit (Loss) Before Abnormal Income</b> | <u>(128,567.80)</u> |
|                    | <b>Abnormal Income</b>                      |                     |
| 107,451.00         | Grants                                      | 54,472.69           |
| 5,868.44           | Prior Year Adjustments (GST/Super)          | 0.00                |
| <u>95,035.39</u>   | <b>Net Surplus / (Deficit)</b>              | <u>(74,095.11)</u>  |

**VALLEY DISTRICT CRICKET CLUB INC.**  
**BALANCE SHEET AS AT 30 APRIL 2017**

| 2016                     |  | 2017                     |
|--------------------------|--|--------------------------|
| \$                       |  | \$                       |
|                          | <b>Current Assets</b>                      |                          |
|                          | Cash on Hand                               |                          |
| 18,035.99                | Suncorp Cheque Account                     | 6,026.82                 |
| 143,571.60               | Suncorp - VDCC Special Projects A/c        | 93,668.27                |
| <u>2,000.00</u>          | Suncorp - Cash Card Account                | <u>1,995.00</u>          |
| 163,607.59               | Total Cash on Hand                         | 101,690.09               |
| 14,504.23                | Stock                                      | 15,261.50                |
| <u>2,835.00</u>          | Sundry Debtors                             | <u>31,853.86</u>         |
|                          |  | <u>47,115.36</u>         |
| <u>180,946.82</u>        | <b>Total Current Assets</b>                | <u>148,805.45</u>        |
|                          | <b>Current Liabilities</b>                 |                          |
| 2,501.11                 | Trade Creditors                            | 25,020.08                |
| 205.34                   | Other Creditors                            | 582.80                   |
| <u>1,753.20</u>          | Net GST Obligation                         | <u>75.17</u>             |
| <u>4,459.65</u>          | <b>Total Current Liabilities</b>           | <u>25,678.05</u>         |
| 176,487.17               | <b>Working Capital</b>                     | 123,127.40               |
|                          | <b>Non-Current Assets</b>                  |                          |
|                          | Buildings & Improvements                   |                          |
| 3,176.84                 | Roller Shed at cost                        | 3,176.84                 |
| 136,222.27               | Groundsman's 6-Bay Shed at cost            | 136,222.27               |
| 94,882.49                | Pavilion (Peter Easton Oval)               | 94,882.49                |
| 150,560.68               | Improvements at cost                       | 150,560.68               |
| <u>(146,041.79)</u>      | Amortisation - Shed & Improvements         | <u>(153,953.62)</u>      |
| 238,800.49               | Total Buildings & Improvements             | 230,888.66               |
|                          | Plant, Machinery & Equipment               |                          |
| 252,924.16               | Plant, Machinery & Equipment               | 263,942.77               |
| <u>(186,595.40)</u>      | Accum. Deprec. - Plant, Machinery & Equip. | <u>(201,320.25)</u>      |
| 66,328.76                | Total Plant & Equipment                    | 62,622.52                |
|                          | Grounds                                    |                          |
| 409,821.88               | Ground Redevelopment (at cost)             | 409,821.88               |
| 16,423.05                | Field Lighting Project (at cost)           | 16,423.05                |
| 125,243.58               | Nets Refurbishment 07/08 (at cost)         | 125,243.58               |
| 117,653.17               | New Nets/Old Groundsman's Shed (at cost)   | 117,653.17               |
| 0.00                     | New Wicket - Jubilee Park                  | 29,585.45                |
| <u>(235,869.02)</u>      | Amortisation - Grounds                     | <u>(274,701.74)</u>      |
| 433,272.66               | Total Grounds                              | <u>424,025.39</u>        |
| <u>738,401.91</u>        | <b>Total Non-Current Assets</b>            | <u>717,536.57</u>        |
|                          | <b>Non-Current Liabilities</b>             |                          |
| <u>5,128.50</u>          | Vidler Memorial Trophy Trust               | <u>4,998.50</u>          |
| <u>5,128.50</u>          | <b>Total Non-Current Liabilities</b>       | <u>4,998.50</u>          |
| <u><b>909,760.58</b></u> | <b>Net Assets</b>                          | <u><b>835,665.47</b></u> |
|                          | <b>Accumulated Funds</b>                   |                          |
| 814,725.19               | Balance 1 May 2015                         | 909,760.58               |
| <u>95,035.39</u>         | Current Year Surplus / (Deficit)           | <u>(74,095.11)</u>       |
| <u><b>909,760.58</b></u> | <b>Total Accumulated Funds</b>             | <u><b>835,665.47</b></u> |

## TROPHIES & AWARDS

### **Keith Dudgeon Sports Goods Trophy - First Grade Champion:**

**Lachlan Pfeffer** – 580 runs, 20 catches, 2 stumpings: 24.20 points

### **Gill Chapman Trophy - First Grade Squad Encouragement Award:**

**Mens:** Josh Neill

**Ladies:** Odette Tartak

### **Geoff Trivett Trophy - 1<sup>st</sup>/2<sup>nd</sup> Grade Limited Over Champion:**

**Andrew Gode** – 343 runs, 13 wickets, 1 catches: 15.79 points

### **A.C. Dibdin Trophy for the Lower Grades Club Champion:**

**Ajay Samvedi** - 578 runs, 35 wickets, 8 catches: 33.74 points

### **Peter Easton Trophy for the Foremost Under 18 Grade Player:**

**Mens:** Tom Pappalardo

**Ladies:** Zeldine Barnard

### **Broadly, Reece, Hogan - Ladies 1<sup>st</sup> Grade Champion Player:**

**Letysha Randall** - 431 runs, 20 wickets, 1 catch: 21.23 points

### **Ken Mossop Memorial Trophy for Most Runs in all Premiership Grades:**

**Lachlan Pfeffer** - 590 runs in 1st Grade

### **Norm McMahon Memorial Trophy for Most Wickets in all Premiership Grades:**

**David Mackie** - 41 wickets in B3 Sub Districts

### **Ray Heaps Trophy for the Highest Score in all Grades:**

**Thomas Collier** - 140 runs v Mater Hill in C2 Grade

### **C.R. Thorne Memorial Trophy for Highest Partnership all Grades:**

**Blyton Pendergast & Patrick Horgan**

231\* runs v Taringa B3 Sub Districts

### **Doug Thorne Memorial Trophy for the Best Bowling Performance in all Grades:**

**James Wallington** - 7 / 27 v Western Suburbs 5th Grade

### **Doug Murphy Memorial Trophy for the Most Dismissals by a Wicket Keeper:**

**Matthew Shallcross** - 41 (39 catches & 2 stumpings) 3rd & 4th Grade

### **W. Leggat Memorial Trophies for the Most Catches by a Fieldsman:**

**Stuart Wilkinson** - 14 catches

### **Player of the Final Awards:**

**2nd Grade OD:** Slater Asnicar

**4th Grade:** Bill Kruip

**5th Grade:** Daniel Larke

**B3 Sub Districts:** Greg Carlson

### **Frank Flynn Memorial Trophies:**

Awarded to special club members who provided outstanding service and great club spirit: **Tom Gibson**

### **Col Hoy Memorial Encouragement Award Trophies:**

Col Hoy was one of Valley's most well-known and popular members. Col played 267 games for the club, from 1939 to 1987. He also had a successful umpiring career which included standing in the famous 1960/61 Tied Test at The Gabba between Australia and the West Indies, and in World Series Cricket in the late 70's. These trophies are presented in recognition of the performances, potential and good attitude of these young players:

**Aster Cowan-Dillon, Ernie Sunderland, Jaime Cope, Paddy Cotter, Charlie Best & Christian Murphy**

### **Frank & Noreen Vidler Memorial Trophy:**

This important trophy is awarded to the person who has made the most significant contribution in relation to junior or youth cricket during the season. The person could be a coach, player, administrator, committee member, mentor or volunteer, provided that person is involved in junior cricket at the club.

This season's winner of the Frank and Noreen Vidler Memorial Trophy is **Karen Willis**

### **Averages Trophies:**

*Qualification Rules: (Semi-Finals and Finals are included)*

*Batting: Senior Grades: Minimum 7 innings and 200 runs*

*U/17 Lord's Taverners: Minimum 4 innings, or two thirds of most number of innings, and 100 runs*

*Bowling: Senior Grades: Minimum 65 overs and 15 wickets*

*U/17 Lord's Taverners: Minimum 30 overs and 6 wickets*

**Women's 1st Grade Batting:** Megan White – 434 runs @ 33.38

**Women's 1st Grade Bowling:** Letysha Randall – 20 wickets @ 13.95

**Women's 2nd Grade Batting:** Christie Lewis – 289 runs @ 24.08

**Women's 2nd Grade Bowling:** Jaime Cope - 15 wickets @ 16.00

**1st Grade Batting:** Lachlan Pfeffer - 580 runs @ 58.00

**1st Grade Bowling:** Andrew Gode - 25 wickets @ 36.08

**2nd Grade Batting:** Adam Lockhart-Krause - 345 runs @ 38.33

**2nd Grade Bowling:** Donal Whyte – 19 wickets @ 19.00

**3<sup>rd</sup> Grade Batting:** Tobyn Burnvill - 225 runs @ 47.00

**3<sup>rd</sup> Grade Bowling:** Tom Cramb - 16 wickets @ 11.70

**4<sup>th</sup> Grade Batting:** Liam Petersen - 342 runs @ 38.00

**4<sup>th</sup> Grade Bowling:** Jake Coolwell - 25 wickets @ 10.24

**5<sup>th</sup> Grade Batting:** Brodie Saw - 309 runs @ 51.50

**5<sup>th</sup> Grade Bowling:** Daniel Larke - 22 wickets @ 12.14

**6<sup>th</sup> (1) Grade Batting:** Michael Shinnick - 548 runs @ 39.14

**6<sup>th</sup> (1) Grade Bowling:** Kyle Coleman - 16 wickets @ 7.88

**6<sup>th</sup> (2) Grade Batting:** Lachlan Messery - 260 runs @ 37.14

**6<sup>th</sup> (2) Grade Bowling:** Jon Malone - 17 wickets @ 17.88

**B3 Sub Districts Batting:** Patrick Horgan - 522 runs @ 58.00

**B3 Sub Districts Bowling:** Greg Carlson - 33 wickets @ 9.73

**C2 Sub Districts Batting:** Stuart Ford - 377 runs @ 34.27

**C2 Sub Districts Bowling:** Visal Liyanage - 22 wickets @ 13.05

**U/16 LT Grade Batting:** Nick McGill – 396 runs @ 49.50

**U/16 LT Grade Bowling:** Samuel Cope - 16 wickets @ 15.94

**C2 Warehouse Batting:** James Durkin – 315 runs @ 52.50

**C2 Warehouse Bowling:** Zanden Jeh - 25 wickets @ 8.64

# PLAYER CAREER MILESTONE CERTIFICATES

## ALL GRADES – PREMIERSHIP MATCHES

### RUNS

#### **2000 Runs**

Lachlan Pfeffer  
Cameron Skinner  
Owen Lynch

#### **1000 Runs**

Patrick Horgan  
Matthew Shallcross  
Brendan Badenhorst  
Lachlan Kirk  
Ajay Samvedi  
Ben Schuhmacher  
Stuart Rees  
Zeke Pendergast

### WICKETS

#### **800 Wickets**

Clinton Kempnich

#### **500 Wickets**

David Mackie

#### **100 Wickets**

Anthony Horgan  
Matthew Walter  
Donal Whyte  
Greg Carlson  
Conor Rees

### DISMISSALS

#### **200 Catches/Stumpings**

Mark Irwin

#### **100 Catches/Stumpings**

Lachlan Pfeffer  
Jaydn Bowe  
Dylan McLachlan



Dylan McLachlan after taking 8 catches in an innings vs University of QLD in Second Grade.



## REPRESENTATIVE PLAYERS

|                                    |   |
|------------------------------------|---|
| <b>QUEENSLAND</b>                  | UT (Usman) Khawaja<br>LW (Luke) Feldman<br>JD (Jack) Wildermuth<br>MT (Mark) Steketee |
| <b>QUEENSLAND ACADEMY OF SPORT</b> | JD (Jack) Wildermuth<br>LD (Lachlan) Pfeffer<br>MT (Mark) Steketee                    |
| <b>QUEENSLAND IMPARJA CUP</b>      | Jake Coolwell<br>Courtney Hagen (C)<br>Christina Coulson                              |

|  |  |
|--|--|
| NORTHERN TERRITORY UNDER 19 BOYS 2016/17 | Dylan Mullen (C)                                 |
| QUEENSLAND UNDER 18 GIRLS 2016/17        | Zeldine Barnard                                  |
| QUEENSLAND UNDER 15 BOYS 2016/17         | Nick McGill                                      |
| QUEENSLAND UNDER 15 GIRLS 2016/17        | Charli Knott (C), Jessica Bradley                |
| QUEENSLAND UNDER 14 GIRLS INDOOR 2016/17 | Tilly Paul, Aster Cowan-Dillon, Annaliese Childs |
| QUEENSLAND 10-12 YEARS BOYS 2016/17      | Will Sheedy, Hugh Weibgen                        |

## QUEENSLAND CRICKET AVERAGES AWARDS (All Clubs)

### QCA AVERAGE AWARD QUALIFICATIONS

|         |   |
|---------|---|
| Batting | 200 runs and a total number of innings which is the lesser of 9 or two thirds of the greatest number of innings commenced by any player of his Club in that Grade |
| Bowling | 20 wickets and a minimum of 510 balls in the Grade  |
| Note    | Queensland Cricket averages do not include Semi-Finals and Finals   |

### Congratulations to the following Valley place-getters:

| Grade               | Category        | Player                  | Average | Place |
|---------------------|-----------------|-------------------------|---------|-------|
| First Grade         | Batting (2 day) | LD (Lachlan) Pfeffer    | 58.00   | 7th   |
| First Grade         | Batting (T20)   | SS (Shane) Kabel        | 46.00   | 6th   |
| Third Grade         | Batting         | LC (Laurence) Bristow   | 45.10   | 6th   |
| Third Grade         | Batting         | OG (Oliver) West        | 37.43   | 9th   |
| Third Grade         | Bowling         | AW (Aaron) Jones        | 11.22   | 1st   |
| Third Grade         | Bowling         | TM (Tom) Cramb          | 11.25   | 2nd   |
| Third Grade         | Bowling         | MT (Mitchell) Stubbings | 12.30   | 3rd   |
| Third Grade         | Bowling         | MG (Matthew) Walter     | 12.31   | 4th   |
| Third Grade         | Bowling         | WJ (William) Kruip      | 14.40   | 7th   |
| Fourth Grade        | Batting         | LG (Liam) Petersen      | 37.00   | 3rd   |
| Fourth Grade        | Batting         | AE (Ashwin) Raj         | 35.88   | 4th   |
| Fourth Grade        | Batting         | NJ (Nick) Ryall         | 35.09   | 5th   |
| Fourth Grade        | Batting         | MR (Mitchell) Pickford  | 34.89   | 6th   |
| Fourth Grade        | Bowling         | JPH (Jake) Coolwell     | 8.83    | 1st   |
| Fifth Grade         | Batting         | NM (Nathan) Francis     | 36.20   | 2nd   |
| Fifth Grade         | Batting         | AM (Ajay) Samvedi       | 36.10   | 3rd   |
| Fifth Grade         | Bowling         | AM (Ajay) Samvedi       | 11.46   | 3rd   |
| Sixth Grade         | Batting         | ML (Michael) Shinnick   | 37.38   | 3rd   |
| Sixth Grade         | Batting         | JJ (James) Hicks        | 30.69   | 6th   |
| Sixth Grade         | Batting         | BJ (Brad) Murphy        | 28.63   | 9th   |
| Sixth Grade         | Bowling         | JJ (James) Hicks        | 10.1    | 1st   |
| Sixth Grade         | Bowling         | B (Brendan) Badenhorst  | 13.48   | 7th   |
| Sixth Grade         | Bowling         | CK (Clinton) Kempnich   | 15.05   | 9th   |
| Under 16 LT         | Batting         | NM (Nick) McGill        | 49.50   | 2nd   |
| Under 16 LT         | Bowling         | SW (Samuel) Cope        | 15.94   | 6th   |
| Women's First Grade | Batting         | ML (Megan) White        | 33.38   | 3rd   |
| Women's First Grade | Batting         | LJ (Leteysa) Randall    | 30.79   | 4th   |
| Women's First Grade | Bowling         | LJ (Leteysa) Randall    | 13.95   | 1st   |
| Women's First Grade | Bowling         | CR (Christina) Coulson  | 15.94   | 2nd   |

## QUEENSLAND CRICKET OTHER AWARDS (All Clubs)

Congratulations to the following Valley place-getters:

| Grade                | Category                     | Player                  | Performance             | Place     |
|----------------------|------------------------------|-------------------------|-------------------------|-----------|
| First Grade          | Leading Run Scorer (2 day)   | LD (Lachlan) Pfeffer    | 580 runs                | 5th       |
| First Grade          | Leading Run Scorer (1 day)   | AJ (Andrew) Gode        | 170 runs                | 9th       |
| First Grade          | Leading Run Scorer (T20)     | AJ (Andrew) Gode        | 173 runs                | 5th       |
| First Grade          | Highest Score (1 day)        | AJ (Andrew) Gode        | 125 runs                | 2nd       |
| First Grade          | Highest Score (1 day)        | JD (Jack) Wildermuth    | 119 runs                | 3rd       |
| First Grade          | Highest Score (T20)          | AJ (Andrew) Gode        | 71 runs                 | 8th       |
| First Grade          | Leading Wicket Taker (2 day) | AJ (Andrew) Gode        | 25 wickets              | Equal 3rd |
| First Grade          | Leading Wicket Taker (T20)   | AJ (Andrew) Gode        | 8 wickets               | 10th      |
| First Grade          | Best Bowling (2 day)         | AJ (Andrew) Gode        | 6 wickets for 65 runs   | 9th       |
| First Grade          | Most Dismissals (2 day)      | LD (Lachlan) Pfeffer    | 16 catches & 6 stumping | 3rd       |
| First Grade          | Most Dismissals (1 day)      | LD (Lachlan) Pfeffer    | 10 catches & 0 stumping | Equal 4th |
| Second Grade         | Leading Wicket Taker         | SA (Slater) Asnicar     | 23 wickets              | 10th      |
| Second Grade         | Most Dismissals              | DP (Dylan) McLachlan    | 31 catches & 1 stumping | 1st       |
| Third Grade          | Leading Run Scorer           | LC (Laurence) Bristow   | 451 runs                | 4th       |
| Third Grade          | Leading Run Scorer           | WP (Wes) Koskela        | 441 runs                | 5th       |
| Third Grade          | Leading Wicket Taker         | MG (Matthew) Walter     | 36 wickets              | 3rd       |
| Third Grade          | Leading Wicket Taker         | MT (Mitchell) Stubbings | 27 wickets              | 4th       |
| Third Grade          | Leading Wicket Taker         | AW (Aaron) Jones        | 23 wickets              | Equal 7th |
| Third Grade          | Most Dismissals              | MG (Matthew) Shallcross | 22 catches & 1 stumping | 1st       |
| Fourth Grade         | Leading Run Scorer           | NJ (Nick) Ryall         | 386 runs                | 6th       |
| Fourth Grade         | Highest Score                | LA (Lachlan) Kirk       | 126 runs                | 5th       |
| Fourth Grade         | Leading Wicket Taker         | JPH (Jake) Coolwell     | 24 wickets              | Equal 6th |
| Fifth Grade          | Leading Run Scorer           | NM (Nathan) Francis     | 362 runs                | 6th       |
| Fifth Grade          | Leading Run Scorer           | AM (Ajay) Samvedi       | 361 runs                | 7th       |
| Fifth Grade          | Highest Score                | DG (Daniel) Larke       | 139 runs                | 4th       |
| Fifth Grade          | Leading Wicket Taker         | AM (Ajay) Samvedi       | 26 wickets              | 6th       |
| Sixth Grade          | Leading Run Scorer           | ML (Michael) Shinnick   | 486 runs                | 2nd       |
| Sixth Grade          | Leading Run Scorer           | JJ (James) Hicks        | 399 runs                | 5th       |
| Sixth Grade          | Highest Score                | ML (Michael) Shinnick   | 137 runs                | 4th       |
| Sixth Grade          | Highest Score                | CJ (Callum) Tolhurst    | 111 runs                | Equal 8th |
| Under 16 LT          | Leading Run Scorer           | NM (Nick) McGill        | 396 runs                | 2nd       |
| Under 16 LT          | Leading Run Scorer           | TS (Thomas) Pappalardo  | 348 runs                | 8th       |
| Under 16 LT          | Highest Score                | NM (Nick) McGill        | 102* runs               | Equal 8th |
| Under 16 LT          | Leading Wicket Taker         | SW (Samuel) Cope        | 16 wickets              | Equal 6th |
| Women's First Grade  | Leading Run Scorer           | ML (Megan) White        | 434 runs                | 4th       |
| Women's First Grade  | Leading Run Scorer           | LJ (Leteysa) Randall    | 431 runs                | 5th       |
| Women's First Grade  | Highest Score                | LJ (Leteysa) Randall    | 105 runs & 87 runs      | 4th & 6th |
| Women's First Grade  | Leading Wicket Taker         | LJ (Leteysa) Randall    | 20 wickets              | 1st       |
| Women's First Grade  | Leading Wicket Taker         | CR (Christina) Coulson  | 16 wickets              | 4th       |
| Women's First Grade  | Best Bowling                 | CR (Christina) Coulson  | 4 wickets for 14 runs   | 4th       |
| Women's First Grade  | Most Dismissals              | JA (Jessica) Bradley    | 8 catches & 8 stumping  | 1st       |
| Women's Second Grade | Leading Run Scorer           | CN (Christie) Lewis     | 289 runs                | 5th       |
| Women's Second Grade | Leading Wicket Taker         | JE (Jaime) Cope         | 15 wickets              | Equal 6th |
| Women's Second Grade | Best Bowling                 | TM (Tierney) Sunderland | 5 wickets for 8 runs    | Equal 2nd |

## QUEENSLAND CRICKET SPIRIT OF CRICKET AWARD

To encourage all clubs to promote fair play and respect for all involved in the game, the SPIRIT OF CRICKET AWARD was introduced in 2003/04. Teams are awarded points by the umpires after each game, from 3 down to minus 1 based on these guidelines:

1. Captain's acceptance of their responsibility of their players' behaviour as required under the Laws of Cricket.
2. A team's adherence to the principles of the Spirit of the Game (including respect for team-mates, opponents and umpires).
3. Acceptance of umpires' decisions.

Valley endeavours to play the game in the right spirit - hard but fair- and long may we continue to play according to this motto.

### MEN'S COMPETITIONS

| Club                         | Points        |
|------------------------------|---------------|
| Redlands                     | 214.47        |
| Western Suburbs              | 211.23        |
| University of QLD            | 205.21        |
| Toombul                      | 204.59        |
| <b>Valley</b>                | <b>203.12</b> |
| South Brisbane               | 200.08        |
| Northern Suburbs             | 198.51        |
| Sandgate - Redcliffe         | 189.70        |
| Wynnum Manly                 | 176.62        |
| Gold Coast                   | 149.73        |
| Ipswich / Logan Cricket Club | 125.66        |
| Sunshine Coast               | 94.97         |

### WOMEN'S COMPETITIONS

| Club               | Points       |
|--------------------|--------------|
| Sandgate-Redcliffe | 95.10        |
| Western Suburbs    | 93.19        |
| University of QLD  | 90.45        |
| Gold Coast         | 90.33        |
| <b>Valley</b>      | <b>87.57</b> |

## **PETER BURGE MEDAL POINTS**

Points awarded on a 3-2-1 basis by the umpires for each day of play of every First Grade game (except finals).

| <b>Player</b>          | <b>Club</b>        | <b>Points</b> |
|------------------------|--------------------|---------------|
| Philipson, Michael M   | University of QLD  | 47            |
| Gode, Andrew J         | Valley             | 41            |
| Day, Alecz A           | Sunshine Coast     | 37            |
| Trask, Cameron T       | Wynnum Manly       | 37            |
| Pfeffer, Lachlan D     | Valley             | 37            |
| Sabburg, Christopher J | Western Suburbs    | 34            |
| Street, Bryce E        | Sandgate Redcliffe | 33            |
| Doggett, Samuel        | Western Suburbs    | 33            |
| Paulsen, Steven J      | Western Suburbs    | 33            |
| Rabnott, Nathan D      | Wynnum Manly       | 31            |

## **PETER BURGE MEDAL WINNERS**

|         |   |
|---------|---|
| 1990/91 | Andrew Hammelmann (Souths) & Bob McGhee (Toombul)             |
| 1991/92 | Peter Clifford (Toombul)                                      |
| 1992/93 | Andrew Courtice (University of QLD)                           |
| 1993/94 | Adam Dale (Wynnum-Manly)                                      |
| 1994/95 | Dominic Ovenden (N), Peter Skuse (T) & Scott Prestwidge (W-M) |
| 1995/96 | Adam Dale (Wynnum-Manly)                                      |
| 1996/97 | Jeff Pfaff (Gold Coast)                                       |
| 1997/98 | Paul Argent (Souths)  |
| 1998/99 | Mick Miller (Norths)  |
| 1999/00 | Brendan Creevey (Sandgate-Redcliffe)                          |
| 2000/01 | Dale Turner (Souths)  |
| 2001/02 | Greg Rowell (Wests)   |
| 2002/03 | Aaron Nye (Wests)   |
| 2003/04 | Nathan Rimmington (Sandgate-Redcliffe)                        |

|         |  |
|---------|--|
| 2004/05 | Derek Tate (Toombul)                   |
| 2005/06 | Ben Laughlin (Wynnum-Manly)            |
| 2006/07 | Aaron Nye (Wests)                      |
| 2007/08 | Glen Baticcio (Sandgate-Redcliffe)     |
| 2008/09 | Craig Phillipson (University of QLD)   |
| 2009/10 | Chris Lynn (Toombul)                   |
| 2010/11 | Nick Fitzpatrick (Sunshine Coast)      |
| 2011/12 | Brian May (Souths)                     |
| 2012/13 | Brad Ipson (Gold Coast)                |
| 2013/14 | Simon Milenko (Redlands)               |
| 2014/15 | Scott Walter (University of QLD)       |
| 2015/16 | Sam Truloff (Western Suburbs)          |
| 2016/17 | Michael Phillipson (University of QLD) |

## **KATH SMITH MEDAL POINTS**

Points awarded on a 3-2-1 basis by the umpires for each day of play of every First Grade game (except finals).

| <b>Player</b>       | <b>Club</b>        | <b>Points</b> |
|---------------------|--------------------|---------------|
| Godfrey, Abigail E  | Gold Coast         | 27            |
| Kimmince, Delissa   | Gold Coast         | 23            |
| Cooper, Tess        | Sandgate Redcliffe | 22            |
| Jonassen, Jess      | University of QLD  | 22            |
| White, Megan L      | Valley             | 19            |
| Barsby, Jemma L     | Sandgate Redcliffe | 15            |
| Tainton, Selena E   | University of QLD  | 15            |
| Randall, Leteysha J | Valley             | 15            |
| Fuller, Carly       | Gold Coast         | 14            |
| Prestwidge, Georgia | Sandgate Redcliffe | 12            |

## **KATH SMITH MEDAL WINNERS**

|         |                                   |
|---------|-----------------------------------|
| 2002-03 | Trish Brown (Valley)              |
| 2003-04 | Trish Brown (Wynnum-Manly)        |
| 2004-05 | Trish Brown (Wynnum-Manly)        |
| 2005-06 | Trish Brown (Wynnum-Manly)        |
| 2006-07 | Melissa Bulow (Western Suburbs)   |
| 2007-08 | Jude Coleman (Beenleigh/Logan)    |
| 2008-09 | Melissa Bulow (Western Suburbs)   |
| 2009-10 | Melissa Bulow (Western Suburbs)   |
| 2010-11 | Jess Jonassen (University of Qld) |
| 2011-12 | Jess Jonassen (University of Qld) |
| 2012-13 | Jude Coleman (Ipswich/Logan)      |
| 2013-14 | Delissa Kimmince (Gold Coast)     |
| 2014-15 | Delissa Kimmince (Gold Coast)     |
| 2015-16 | Grace Harris (Western Suburbs)    |
| 2016-17 | Abigail Godrey (Gold Coast)       |

# HONOUR BOARD - 2016/17

## TOP 10 TABLES

First – Sixth Grades, B3 & C2 Sub Districts Grades, & Under 17 Lord's Taverners Grade  
(Not including performances in some One Day & T20 Competitions such as in First Grade, Over 40's Grade & Sunday Legends)

### TOP 10 RUN-SCORERS

|    | Player        | Total |
|----|---------------|-------|
| 1  | LD Pfeffer    | 580   |
| 2  | AM Samvedi    | 578   |
| 3  | ML Shinnick   | 548   |
| 4  | HG Whyte      | 529   |
| 5  | ON Lynch      | 523   |
| 6  | PM Horgan     | 522   |
| 7  | NM McGill     | 499   |
| 8  | BA Pendergast | 494   |
| 9  | NM Francis    | 422   |
| 10 | DG Larke      | 418   |

### TOP 10 WICKET-TAKERS

|    | Player       | Total |
|----|--------------|-------|
| 1  | DJ Mackie    | 41    |
| 2  | JP Alexander | 38    |
| 3  | AM Samvedi   | 35    |
| 4  | DG Larke     | 33    |
|    | GJ Carlson   | 33    |
| 6  | AR Horgan    | 32    |
|    | MT Stubbings | 32    |
|    | B Badenhorst | 29    |
| 9  | TM Cramb     | 27    |
| 10 | Z Jeh        | 25    |
|    | JPH Coolwell | 25    |
|    | MG Walter    | 25    |
|    | CB Best      | 25    |
|    | WJ Kruij     | 25    |
|    | AJ Gode      | 25    |

### TOP 10 FIELDING DISMISSALS (including 'keepers)

|   | Player        | Catches | Stumpings | Total |
|---|---------------|---------|-----------|-------|
| 1 | DP McLachlan  | 32      | 2         | 34    |
| 2 | MG Shallcross | 24      | 2         | 26    |
| 3 | TS Pappalardo | 20      | 4         | 24    |
| 4 | PW Cotter     | 14      | 8         | 22    |
|   | LD Pfeffer    | 20      | 2         | 22    |
| 6 | JK Bowe       | 19      | -         | 19    |
| 7 | CD Murphy     | 15      | 1         | 16    |
| 8 | ST Wilkinson  | 15      | -         | 15    |
| 9 | WA Garske     | 10      | 2         | 12    |
|   | KT Tuite      | 12      | -         | 12    |

### TOP 10 FIRST GRADE CHAMPION POINT SCORERS

|    | Player        | Points |
|----|---------------|--------|
| 1  | LD Pfeffer    | 24.20  |
| 2  | AJ Gode       | 21.64  |
| 3  | JM Dascombe   | 11.63  |
| 4  | JH Beath      | 9.72   |
| 5  | JD Wildermuth | 8.31   |
| 6  | SS Kabel      | 8.26   |
| 7  | ON Lynch      | 7.44   |
| 8  | J Badenhorst  | 6.50   |
| 9  | GH Dockrell   | 5.57   |
| 10 | DC Mullen     | 5.24   |

### TOP 10 CLUB\* CHAMPION POINT SCORERS

|    | Player       | Points |
|----|--------------|--------|
| 1  | AM Samvedi   | 33.74  |
| 2  | DG Larke     | 26.34  |
| 3  | AR Horgan    | 24.41  |
| 4  | JJ Hicks     | 24.25  |
| 5  | HG Whyte     | 21.97  |
| 6  | B Badenhorst | 21.17  |
| 7  | GJ Carlson   | 20.91  |
| 8  | NM McGill    | 20.87  |
| 9  | PM Horgan    | 19.76  |
| 10 | DJ Mackie    | 19.43  |

\* not including First Grade

(Points system for the above two tables: .03/run, .40/wicket, .30/catch, .40/stumping)

## OUTSTANDING PERFORMANCE TABLES

### CENTURY SCORERS

|    | Player        | Score | Grade | Opponents                |
|----|---------------|-------|-------|--------------------------|
| 1  | TA Collier    | 140*  | SD    | Mater Hill               |
| 2  | DG Larke      | 139   | 5th   | University of Queensland |
| 3  | ML Shinnick   | 137   | 6th   | Wynnum-Manly             |
| 4  | JD Wildermuth | 130   | 1st   | Redlands                 |
| 5  | LA Kirk       | 126   | 4th   | Northern Suburbs         |
| 6  | LD Pfeffer    | 124*  | 1st   | Gold Coast               |
| 7  | MC Chhabra    | 123   | SD    | Bald Hills / Lawnton     |
| 8  | LD Pfeffer    | 121   | 1st   | Redlands                 |
| 9  | PM Horgan     | 120*  | SD    | Taringa                  |
| 10 | LC Bristow    | 118   | 3rd   | University of Queensland |
| 11 | BA Pendergast | 115*  | SD    | Taringa                  |
| 12 | WP Koskela    | 115   | 3rd   | Gold Coast               |
| 13 | LD Pfeffer    | 114   | 1st   | Northern Suburbs         |
| 14 | CJ Tolhurst   | 111   | 6th   | 6th(1) Grade             |
| 15 | LG Petersen   | 110*  | 4th   | Toombul                  |
|    | AR Horgan     | 110*  | SD    | Brookfield               |
| 17 | GC Brown      | 109   | 6th   | University of Queensland |
| 18 | JH Beath      | 106   | 1st   | Northern Suburbs         |
|    | NM Francis    | 106   | 5th   | University of Queensland |
| 20 | TA Collier    | 105*  | SD    | Bald Hills / Lawnton     |
| 21 | RJA Donker    | 104*  | 4th   | South Brisbane           |
|    | JM Durkin     | 104*  | SD    | Bald Hills / Lawnton     |
|    | PM Horgan     | 104*  | SD    | Coorparoo CC             |
| 24 | JD O'Connor   | 103   | 6th   | Western Suburbs          |
|    | ML McDonald   | 103   | SD    | Macgregor Masters        |
| 26 | NM McGill     | 102*  | Tav   | Gold Coast               |
| 27 | BA Saw        | 102   | 5th   | Redlands                 |
|    | NM McGill     | 102   | Tav   | Redlands                 |
| 29 | ON Lynch      | 100*  | 1st   | Sunshine Coast           |
| 30 | NJ Ryall      | 100   | 4th   | Redlands                 |
|    | NM Francis    | 100   | 5th   | Toombul                  |

### CENTURY PARTNERSHIPS

|    | Players                       | Runs | Wicket | Grade             | Opponents            |
|----|-------------------------------|------|--------|-------------------|----------------------|
| 1  | PM Horgan & BA Pendergast     | 231* | 3      | Sub Districts     | Taringa              |
| 2  | LD Pfeffer & JD Wildermuth    | 171  | 2      | 1st               | Redlands             |
| 3  | LD Pfeffer & JH Beath         | 165  | 2      | 1st               | Northern Suburbs     |
| 4  | LD Pfeffer & CG McElligott    | 160* | 4      | 1st               | Gold Coast           |
| 5  | LG Peterson & HJ Collier      | 155* | 9      | 4th               | Toombul              |
| 6  | DG Larke & HG Whyte           | 153  | 4      | 6th               | South Brisbane       |
| 7  | LC Bristow & WP Koskela       | 148  | 1      | 3rd               | Gold Coast           |
| 8  | JA Knight & CL Knight         | 144  | 6      | 2nd               | Toombul              |
| 9  | NJ Ryall & MR Pickford        | 139  | 2      | 4th               | Redlands             |
| 10 | TS Pappalardo & NM McGill     | 137  | 2      | Taverners         | Northern Suburbs     |
| 11 | JM Dascombe & ON Lynch        | 135  | 7      | 1st               | Sunshine Coast       |
|    | FA Brien & TA Collier         | 135  | 5      | Warehouse         | Bald Hills / Lawnton |
| 13 | MG Shallcross & AW Jones      | 129  | 2      | 4th               | Wests                |
| 14 | OG West & MJ Toolis           | 123  | 1      | 3rd               | Gold Coast           |
| 15 | PM Horgan & AG Lanning        | 122  | 3      | Sub Districts     | Brookfield           |
| 16 | OG West & MJ Toolis           | 118  | 1      | 3rd               | Wynnum-Manly         |
| 17 | LC Bristow & MJ Toolis        | 116  | 1      | 3rd               | South Brisbane       |
| 18 | LH Querido & TA Collier       | 115  | 5      | Warehouse         | Mater Hill           |
| 19 | NJ Ryall & T Burvill          | 113  | 2      | 4th               | Gold Coast           |
| 20 | AA Lockhart-Krause & AJ Gode  | 112  | 4      | 1st               | Ipswich / Logan      |
| 21 | JM Dascombe & AJ Gode         | 110  | 5      | 1st One Day       | Sandgate-Redcliffe   |
| 22 | ON Lynch & AA Lockhart-Krause | 108  | 5      | 2nd               | Sandgate-Redcliffe   |
|    | LJ Randall & ML White         | 108  | 2      | Katherine Rayment | Gold Coast           |
| 24 | ML White & LJ Randall         | 103  | 5      | Katherine Rayment | Wests                |
| 25 | HJ Collier & KC Brown         | 102  | 9      | 5th               | Redlands             |
| 26 | AE Raj & MR Pickford          | 100  | 2      | 4th               | Gold Coast           |

(R) = Record \* = Unbroken Partnership

### 6 WICKETS OR MORE IN AN INNINGS

|   | Player        | Figures | Grade | Opponents         |
|---|---------------|---------|-------|-------------------|
| 1 | JJ Wallington | 7-27    | 5th   | Western Suburbs   |
| 2 | DG Larke      | 7-28    | 6th   | South Brisbane    |
| 3 | CL Knight     | 7-32    | 2nd   | Northern Suburbs  |
| 4 | AM Samvedi    | 7-72    | 5th   | Toombul           |
| 5 | Z Jeh         | 6-17    | SD    | Gold Crest Cobras |
| 6 | Z Jeh         | 6-18    | SD    | Macgregor Masters |
| 7 | COM Farrell   | 6-52    | 2nd   | Ipswich / Logan   |
| 8 | AJ Gode       | 6-65    | 1st   | South Brisbane    |

### 10 WICKETS OR MORE IN A MATCH

|   | Player        | Figures | Grade | Opponents       |
|---|---------------|---------|-------|-----------------|
| 1 | JJ Wallington | 10-80   | 5th   | Western Suburbs |

### 5 WICKETS OR MORE IN AN INNINGS

|    | Player       | Figures | Grade         | Opponents                |
|----|--------------|---------|---------------|--------------------------|
| 1  | JR Whyte     | 5-10    | 6th           | Toombul                  |
| 2  | JPH Coolwell | 5-12    | 4th           | University of Queensland |
| 3  | GJ Carlson   | 5-14    | Sub Districts | Wynnum-Manly             |
| 4  | IG Bacon     | 5-15    | Sub Districts | Western Suburbs          |
| 5  | AM Samvedi   | 5-16    | 5th           | University of Queensland |
|    | TB Gibson    | 5-16    | Sub Districts | Stafford                 |
| 7  | SS Kabel     | 5-22    | 2nd           | University of Queensland |
| 8  | B Badenhorst | 5-24    | 6th           | Western Suburbs          |
| 9  | NM Ephraims  | 5-25    | 4th           | Gold Coast               |
|    | DG Larke     | 5-25    | 5th           | South Brisbane           |
| 11 | MW Thomas    | 5-28    | 6th           | Western Suburbs          |
|    | H Ahmad      | 5-28    | Sub Districts | Mogill                   |
| 13 | TM Cramb     | 5-41    | 3rd           | Redlands                 |
| 14 | DJ Mackie    | 5-47    | Sub Districts | Springwood               |
| 15 | JP Alexander | 5-52    | Sub Districts | Taringa                  |



Laurie Bristow celebrates his century against University in Third Grade

## SCORES OF 50 TO 99

| Player             | Score | Grade         | Opponents                |
|--------------------|-------|---------------|--------------------------|
| LC Bristow         | 95    | 3rd           | University of Queensland |
| KPV Lewis          | 95    | 4th           | Western Suburbs          |
| AA Lockhart-Krause | 94*   | 2nd           | Wynnum-Manly             |
| NJ Ryall           | 94    | 4th           | Gold Coast               |
| SA Rees            | 94    | 6th           | Redlands                 |
| TS Pappalardo      | 92*   | Taverners     | Ipswich / Logan          |
| JJ Hicks           | 92    | 6th           | Redlands                 |
| AA Lockhart-Krause | 91    | 2nd           | Sandgate-Redcliffe       |
| AE Raj             | 90*   | 4th           | Sandgate-Redcliffe       |
| CL Knight          | 90    | 2nd           | Toombul                  |
| MJ Toolis          | 88    | 3rd           | South Brisbane           |
| MT Blackman        | 88    | 6th           | Toombul                  |
| ML McDonald        | 88    | Sub Districts | Bald Hills / Lawnton     |
| T Burvill          | 87    | 3rd           | Sandgate-Redcliffe       |
| HG Whyte           | 86    | 6th           | South Brisbane           |
| BA Saw             | 85*   | 5th           | Northern Suburbs         |
| DG Larke           | 85    | 6th           | South Brisbane           |
| ON Lynch           | 84    | 2nd           | Northern Suburbs         |
| ON Lynch           | 83    | 2nd           | Sandgate-Redcliffe       |
| MG Shallcross      | 82    | 4th           | Western Suburbs          |
| LG Petersen        | 81    | 4th           | Redlands                 |
| SJ Ford            | 81    | Sub Districts | Western Suburbs          |
| ON Lynch           | 80    | 2nd           | Gold Coast               |
| AM Samvedi         | 80    | 4th           | Wynnum-Manly             |
| FA Brien           | 80    | Sub Districts | Bald Hills / Lawnton     |
| PM Horgan          | 80    | Sub Districts | Springwood               |
| JA Knight          | 79    | 2nd           | Wynnum-Manly             |
| JW Durkin          | 79    | Sub Districts | Bald Hills / Lawnton     |
| MR Pickford        | 78    | 4th           | Gold Coast               |
| AG Lanning         | 77*   | Sub Districts | Brookfield               |
| AJ Gode            | 77    | 1st           | University of Queensland |
| JJ Hicks           | 77    | 6th           | 6th(2) Grade             |
| NM McGill          | 76*   | Taverners     | Northern Suburbs         |
| JA Knight          | 76    | 2nd           | Toombul                  |
| MR Pickford        | 76    | 4th           | University of Queensland |
| SJ Ford            | 76    | Sub Districts | Stafford                 |
| AJ Gode            | 75    | 1st           | Ipswich / Logan          |
| AW Jones           | 74    | 4th           | Western Suburbs          |
| LA Kirk            | 73*   | 4th           | Redlands                 |
| HG Whyte           | 73*   | Taverners     | Wynnum-Manly             |
| OG West            | 72    | 3rd           | Gold Coast               |
| NM Whip            | 72    | 6th           | 6th(1) Grade             |
| TS Pappalardo      | 72    | Taverners     | Northern Suburbs         |
| ML Shinnick        | 71    | 6th           | Redlands                 |
| NM McGill          | 71    | 6th           | Toombul                  |
| TS Pappalardo      | 71    | Taverners     | Sunshine Coast           |
| ST Wilkinson       | 70*   | Sub Districts | Stafford                 |
| OG West            | 70    | 3rd           | Wynnum-Manly             |
| GC Brown           | 70    | 5th           | Western Suburbs          |
| BJ Murphy          | 70    | 6th           | Sandgate-Redcliffe       |
| MC Chhabra         | 70    | Sub Districts | Kenmore                  |
| BA Pendergast      | 69    | 6th           | South Brisbane           |
| AM Samvedi         | 68    | 5th           | Western Suburbs          |
| HG Whyte           | 68    | Taverners     | South Brisbane           |
| LT Messery         | 67    | 6th           | Sandgate-Redcliffe       |
| LJ McRae           | 66*   | 6th           | Redlands                 |
| T Burvill          | 66    | 4th           | Gold Coast               |
| AM Samvedi         | 65    | 5th           | Western Suburbs          |
| CJ Tolhurst        | 65    | 6th           | University of Queensland |
| LH Querido         | 65    | Sub Districts | Mater Hill               |
| KC Brown           | 64*   | 5th           | Redlands                 |
| LD Pfeffer         | 64    | 1st           | Ipswich / Logan          |

|                    |     |               |                          |
|--------------------|-----|---------------|--------------------------|
| CG McElligott      | 64  | 2nd           | Wynnum-Manly             |
| ML Shinnick        | 64  | 6th           | University of Queensland |
| PM Horgan          | 64  | Sub Districts | Brookfield               |
| HG Whyte           | 63  | 5th           | Wynnum-Manly             |
| KJ Coleman         | 63  | 6th           | University of Queensland |
| RG Campbell        | 63  | Sub Districts | Stafford                 |
| COM Farrell        | 62  | 2nd           | Sunshine Coast           |
| ML Shinnick        | 62  | 6th           | Northern Suburbs         |
| MP Van Homrigh     | 61* | 3rd           | Gold Coast               |
| BD McLachlan       | 61  | 2nd           | Redlands                 |
| CG McElligott      | 60* | 1st           | Gold Coast               |
| WP Koskela         | 60  | 3rd           | Gold Coast               |
| MG Shallcross      | 60  | 4th           | Redlands                 |
| AE Raj             | 60  | 4th           | Gold Coast               |
| B Badenhorst       | 60  | 6th           | Western Suburbs          |
| LA Dawes           | 59* | Sub Districts | Springwood               |
| AA Lockhart-Krause | 59  | 1st           | Ipswich / Logan          |
| LC Bristow         | 59  | 3rd           | South Brisbane           |
| AM Samvedi         | 59  | 5th           | Northern Suburbs         |
| HL Tonks           | 59  | Sub Districts | Mater Hill               |
| ST Wilkinson       | 59  | Sub Districts | Wolston Park             |
| LC Bristow         | 58  | 2nd           | Ipswich / Logan          |
| MJ Toolis          | 58  | 3rd           | Gold Coast               |
| CD Murphy          | 57* | 6th           | University of Queensland |
| MR Pickford        | 57  | 4th           | Redlands                 |
| MG McFadden        | 57  | 6th           | Redlands                 |
| ST Wilkinson       | 57  | Sub Districts | Everton Districts        |
| JJ Hicks           | 56  | 6th           | Toombul                  |
| LT Messery         | 56  | 6th           | Redlands                 |
| HG Whyte           | 56  | Taverners     | Ipswich / Logan          |
| SD Grummitt        | 55* | 3rd           | Northern Suburbs         |
| AR Horgan          | 55* | Sub Districts | Brookfield               |
| AJ Gode            | 55  | 1st           | Toombul                  |
| AA Lockhart-Krause | 55  | 2nd           | Toombul                  |
| OG West            | 55  | 3rd           | Redlands                 |
| JJ Hicks           | 55  | 6th           | Sandgate-Redcliffe       |
| CIF Rees           | 55  | 6th           | University of Queensland |
| HL Tonks           | 55  | Sub Districts | Gold Crest Cobras        |
| WP Koskela         | 54* | 3rd           | South Brisbane           |
| ML Shinnick        | 54* | 6th           | Sandgate-Redcliffe       |
| KJ Coleman         | 54* | 6th           | Toombul                  |
| SS Kabel           | 54  | 1st           | Wynnum-Manly             |
| AR Woodroffe       | 54  | Sub Districts | Bald Hills / Lawnton     |
| ON Lynch           | 53* | 1st           | South Brisbane           |
| NM Francis         | 53* | 5th           | Western Suburbs          |
| LT Messery         | 53* | 6th           | Redlands                 |
| JM Durkin          | 53* | Sub Districts | Mater Hill               |
| GJ Carlson         | 53* | Sub Districts | Indooroopilly            |
| CL Knight          | 53  | 2nd           | Redlands                 |
| ML Shinnick        | 53  | 6th           | Toombul                  |
| ML Taylor          | 53  | 6th           | Sandgate-Redcliffe       |
| E Venter           | 52* | 4th           | Toombul                  |
| LR Stutter         | 52  | 2nd           | Ipswich / Logan          |
| AM Samvedi         | 52  | 4th           | Western Suburbs          |
| TS Pappalardo      | 52  | Taverners     | Sandgate-Redcliffe       |
| LD Pfeffer         | 51  | 1st           | Sandgate-Redcliffe       |
| OG West            | 51  | 4th           | Redlands                 |
| HJ Collier         | 50* | 4th           | Toombul                  |
| BJ Murphy          | 50* | 6th           | Redlands                 |
| MJ Kennedy         | 50* | Sub Districts | Bald Hills / Lawnton     |
| AR Horgan          | 50* | Sub Districts | Indooroopilly            |
| LD Pfeffer         | 50  | 1st           | Sunshine Coast           |

# TEAM & PLAYER STATISTICS, & CAPTAIN'S REPORTS

## FIRST GRADE PREMIERSHIP – The Damien Mullins Cup

|                          |             |
|--------------------------|-------------|
| University of Queensland | 132.0       |
| Western Suburbs          | 131.0       |
| Sandgate - Redcliffe     | 120.0       |
| Wynnum/Manly             | 98.0        |
| <b>Valley</b>            | <b>94.0</b> |
| Northern Suburbs         | 73.0        |
| Sunshine Coast           | 69.0        |
| Gold Coast               | 68.0        |
| Ipswich / Logan          | 60.0        |
| South Brisbane           | 56.6        |
| Redlands                 | 55.3        |
| Toombul                  | 51.8        |

### **First Grade Captain's Report: Andrew Gode**

The season of the mighty Diehards first grade squad could only be described as inconsistent.

Some fantastic personal and team highs were also matched with some frustrating points, which is understandable with such a diverse playing group.

Our coaching stocks were boosted with the addition of Brad 'Spud' Murphy, to assist Drinno and to take on the club coaching role, which he did a fantastic job with.

As in previous seasons, we were often disrupted by the unavailability of our Bulls players. This tests the our depth, but does provide opportunities for younger players to fill their spots. This season, Luke Stutter, Donal Whyte and Owen Lynch were selected for their first grade debuts. This is a massive honour and I hope you all remember it for years to come.

The first weekend of play was a 2 day game against Wests, the eventual premiers. It wasn't a great start to the season as we were bowled out cheaply and they got the runs quite comfortably. Our batting slumps became a trend early in the season. This needed to be addressed and quickly.

An honest chat was had amongst the group and we rectified the problem in a big way. After not scoring a 100 during the first 5 rounds, we managed 7 in the next 15, with 4 different century makers- which hasn't happened since I have been playing first grade (maybe- ask Patty ha ha).

As mentioned, there were numerous highs this season.

- Fef's three 100s in a month before Christmas really got us on a roll and he was rewarded with a QAS cap soon after.
- A debut 100 for Lynchy up the Sunshine Coast.
- Muffs back-to-back 100s early in the season.
- Beathy's maiden first grade ton in a 300 chase against Norths.
- Josh Dascombe's fielding....

A few thank-you's. Thanks to Jimbo and Lynny (will try get the dogs down again next year for you Jimbo), Pete and Helen, as well as the Kabellis continued support throughout the season. Thanks to the coaches Drinno and Spud for their tireless work. The club is in very good hands. Also thanks to Neilly and Mitchy for their work with us as well. And finally, a big thanks to the legend PC who put simply, is just the King.

I am really looking forward to next season. I challenge each player who wants to play first grade to do what you can to make us better. We were very close to winning the Club Championship this year and I would love to do so next season. We need all hands on deck and 11 players contributing each and every week to do so.

Cheers,

Gingus



Jack Beath celebrates his maiden First Grade century.



**FIRST GRADE 2- DAY PREMIERSHIP STATISTICS (The Cam Battersby Cup)**

|                          |              |
|--------------------------|--------------|
| University of Queensland | 105.00       |
| Western Suburbs          | 102.00       |
| Sandgate - Redcliffe     | 94.00        |
| <b>Valley</b>            | <b>77.00</b> |
| Wynnum/Manly             | 76.00        |
| Ipswich / Logan          | 55.00        |
| Sunshine Coast           | 55.00        |
| Northern Suburbs         | 53.00        |
| Gold Coast               | 53.00        |
| South Brisbane           | 46.60        |
| Toombul                  | 41.00        |
| Redlands                 | 39.55        |

|                 |  |
|-----------------|--|
| Premiership:    | 4th, drew Semi Final                               |
| Matches Played: | 12: Won 1st innings 6, Drawn 2, Lost 1st innings 4 |
| Records:        | Nil  |

**First Grade Batting**

| Player             | Matches | Innings | Not Outs | Best Score | 100s | 50s | Runs | Average | Catches/Stumpings |
|--------------------|---------|---------|----------|------------|------|-----|------|---------|-------------------|
| LD Pfeffer         | 11      | 11      | 1        | 124*       | 3    | 3   | 580  | 58.00   | 20/2              |
| AJ Gode            | 12      | 11      | -        | 77         | -    | 3   | 308  | 28.00   | 8/-               |
| JH Beath           | 11      | 11      | -        | 106        | 1    | -   | 234  | 21.27   | 9/-               |
| ON Lynch           | 5       | 5       | 3        | 100*       | 1    | 1   | 228  | 114.00  | 2/-               |
| SS Kabel           | 12      | 9       | 2        | 54         | -    | 1   | 182  | 26.00   | 4/-               |
| J Badenhurst       | 11      | 10      | -        | 39         | -    | -   | 170  | 17.00   | 2/-               |
| JD Wildermuth      | 7       | 5       | -        | 130        | 1    | -   | 167  | 33.40   | 3/-               |
| JM Dascombe        | 12      | 10      | 1        | 46         | -    | -   | 161  | 17.89   | -/-               |
| CG McElligott      | 9       | 8       | 1        | 60*        | -    | 1   | 147  | 21.00   | 2/-               |
| LR Stutter         | 10      | 8       | -        | 32         | -    | -   | 79   | 9.88    | 5/-               |
| AA Lockhart-Krause | 2       | 2       | -        | 59         | -    | 1   | 63   | 31.50   | -/-               |
| DC Mullen          | 6       | 1       | -        | 48         | -    | -   | 48   | 48.00   | 2/-               |
| COM Farrell        | 1       | 1       | 1        | 32*        | -    | -   | 32   | -       | -/-               |
| CL Knight          | 8       | 6       | 3        | 15*        | -    | -   | 23   | 7.67    | 2/-               |
| GH Dockrell        | 7       | 3       | -        | 10         | -    | -   | 19   | 6.33    | 2/-               |
| MT Steketee        | 3       | 2       | 2        | 10*        | -    | -   | 10   | -       | -/-               |
| DM Whyte           | 6       | 2       | 2        | 4*         | -    | -   | 4    | -       | -/-               |
| JS Neill           | 4       | 3       | 1        | 2          | -    | -   | 2    | 1.00    | -/-               |
| LW Feldman         | 3       | -       | -        | 0          | -    | -   | -    | -       | -/-               |
| BD Schuhmacher     | 1       | -       | -        | 0          | -    | -   | -    | -       | 1/-               |

**First Grade Bowling**

| Player        | Overs | Maidens | Runs | Wickets | Average | Best | 5 Wkts. |
|---------------|-------|---------|------|---------|---------|------|---------|
| JM Dascombe   | 168.1 | 34      | 646  | 17      | 38.00   | 4-74 | -       |
| GH Dockrell   | 126.1 | 20      | 441  | 11      | 40.09   | 4-59 | -       |
| DC Mullen     | 89.5  | 7       | 396  | 8       | 49.50   | 3-84 | -       |
| CL Knight     | 59.1  | 13      | 224  | 8       | 28.00   | 4-61 | -       |
| JD Wildermuth | 33    | 9       | 100  | 6       | 16.67   | 3-41 | -       |
| SS Kabel      | 104.3 | 25      | 346  | 4       | 86.50   | 1-14 | -       |
| DM Whyte      | 44    | 10      | 150  | 3       | 50.00   | 2-38 | -       |
| LW Feldman    | 35    | 8       | 89   | 2       | 44.50   | 2-45 | -       |
| MT Steketee   | 32.3  | 6       | 111  | 2       | 55.50   | 1-18 | -       |
| J Badenhurst  | 11    | 2       | 52   | 2       | 26.00   | 1-8  | -       |
| CG McElligott | 5     | 1       | 21   | -       | 0.00    | 0-6  | -       |
| JH Beath      | 1     | -       | 10   | -       | 0.00    | 0-10 | -       |
| LR Stutter    | 1     | -       | 16   | -       | 0.00    | 0-16 | -       |
| AJ Gode       | 332.3 | 84      | 902  | 25      | 36.08   | 6-65 | 1       |

## FIRST GRADE ONE-DAY COMPETITION – The John McKnulty Cup

| Team                     | Points       | NRR           |
|--------------------------|--------------|---------------|
| Western Suburbs          | 29.00        | 1.4565        |
| University of Queensland | 27.00        | 1.7062        |
| Sandgate - Redcliffe     | 26.00        | 0.9599        |
| Wynnum/Manly             | 22.00        | 0.9130        |
| Northern Suburbs         | 20.00        | -0.4503       |
| <b>Valley</b>            | <b>17.00</b> | <b>0.2918</b> |
| Redlands                 | 15.75        | 0.0715        |
| Gold Coast               | 15.00        | 0.1372        |
| Sunshine Coast           | 14.00        | -0.5900       |
| Toombul                  | 11.00        | -1.3905       |
| South Brisbane           | 10.00        | -1.3327       |
| Ipswich / Logan          | 5.00         | -1.7151       |

### FIRST GRADE ONE DAY COMPETITION STATISTICS

|                 |                           |
|-----------------|---------------------------|
| Matches played: | 4: Won 2, Lost 2, Drawn 1 |
| Records:        | Nil                       |

#### First Grade Batting — One Day Matches

| Player             | Matches | Innings | Not Outs | Best Score | 100s | 50s | Runs | Average | Catches/ Stumpings |
|--------------------|---------|---------|----------|------------|------|-----|------|---------|--------------------|
| AJ Gode            | 4       | 4       | -        | 125        | 1    | -   | 170  | 42.50   | 1/-                |
| JD Wildermuth      | 4       | 4       | -        | 119        | 1    | -   | 148  | 37.00   | 3/-                |
| JM Dascombe        | 4       | 4       | 1        | 81*        | -    | 1   | 125  | 41.67   | -/-                |
| JH Beath           | 4       | 4       | -        | 38         | -    | -   | 106  | 26.50   | -/-                |
| SS Kabel           | 4       | 4       | 2        | 31         | -    | -   | 63   | 31.50   | 3/-                |
| CG McElligott      | 1       | 1       | -        | 58         | -    | 1   | 58   | 58.00   | 1/-                |
| LD Pfeffer         | 4       | 4       | -        | 27         | -    | -   | 51   | 12.75   | 10/-               |
| LR Stutter         | 3       | 3       | 1        | 22         | -    | -   | 47   | 23.50   | -/-                |
| MT Steketee        | 2       | 2       | 1        | 29*        | -    | -   | 46   | 46.00   | -/-                |
| AA Lockhart-Krause | 2       | 2       | -        | 26         | -    | -   | 41   | 20.50   | 1/-                |
| LW Feldman         | 2       | 1       | -        | 23         | -    | -   | 23   | 23.00   | 1/-                |
| DC Mullen          | 4       | 2       | 1        | 14         | -    | -   | 14   | 14.00   | 1/-                |
| JS Neill           | 3       | 3       | -        | 6          | -    | -   | 7    | 2.33    | -/-                |
| DM Whyte           | 1       | 1       | 1        | 0*         | -    | -   | -    | -       | -/-                |
| J Badenhorst       | 1       | 1       | -        | 0          | -    | -   | -    | 0.00    | -/-                |
| GH Dockrell        | 1       | -       | -        | 0          | -    | -   | -    | -       | -/-                |

#### First Grade Bowling — One Day Matches

| Player        | Overs | Maidens | Runs | Wickets | Average | Best | 5 Wkts. |
|---------------|-------|---------|------|---------|---------|------|---------|
| AJ Gode       | 31    | 5       | 107  | 5       | 21.40   | 2-25 | -       |
| JM Dascombe   | 29    | -       | 138  | 5       | 27.60   | 3-51 | -       |
| DC Mullen     | 29    | -       | 187  | 4       | 46.75   | 3-75 | -       |
| LW Feldman    | 12.4  | -       | 55   | 4       | 13.75   | 3-46 | -       |
| SS Kabel      | 16    | -       | 86   | 3       | 28.67   | 2-14 | -       |
| MT Steketee   | 14    | 1       | 69   | 3       | 23.00   | 3-49 | -       |
| JD Wildermuth | 8     | -       | 54   | 3       | 18.00   | 3-54 | -       |
| GH Dockrell   | 10    | 2       | 44   | -       | 0.00    | 0-44 | -       |
| J Badenhorst  | 6     | -       | 47   | -       | 0.00    | 0-47 | -       |
| DM Whyte      | 4     | -       | 22   | -       | 0.00    | 0-22 | -       |

## FIRST GRADE T20 COMPETITION – The Tom Veivers Cup

| Team                     | Points   | NRR          |
|--------------------------|----------|--------------|
| Sandgate - Redcliffe     | 10       | 1.275        |
| Northern Suburbs         | 10       | 0.273        |
| Sunshine Coast           | 8        | 1.180        |
| University of Queensland | 8        | 0.805        |
| Gold Coast               | 6        | 0.176        |
| Western Suburbs          | 6        | -0.118       |
| <b>Valley</b>            | <b>5</b> | <b>0.476</b> |
| Redlands                 | 4        | -0.171       |
| Toombul                  | 4        | -0.288       |
| South Brisbane           | 4        | -1.704       |
| Wynnum/Manly             | 4        | -0.351       |
| Ipswich / Logan          | 3        | -1.749       |

### FIRST GRADE TWENTY 20 COMPETITION STATISTICS

|                 |                  |
|-----------------|------------------|
| Matches played: | 5: Won 2, Lost 3 |
| Records:        | Nil              |

#### First Grade Batting — Twenty 20 Matches

| Player             | Matches | Innings | Not Outs | Best Score | 100s | 50s | Runs | Average | Catches/Stumpings |
|--------------------|---------|---------|----------|------------|------|-----|------|---------|-------------------|
| AJ Gode            | 5       | 5       | -        | 71         | -    | 1   | 173  | 34.60   | -/-               |
| CG McElligott      | 5       | 5       | 1        | 38*        | -    | -   | 122  | 30.50   | 3/-               |
| JH Beath           | 5       | 5       | -        | 32         | -    | -   | 80   | 16.00   | 5/-               |
| LD Pfeffer         | 4       | 4       | -        | 35         | -    | -   | 66   | 16.50   | -/-               |
| JD Wildermuth      | 2       | 2       | -        | 38         | -    | -   | 51   | 25.50   | -/-               |
| SS Kabel           | 5       | 5       | 4        | 17         | -    | -   | 46   | 46.00   | 1/-               |
| AI Ross            | 3       | 3       | -        | 33         | -    | -   | 37   | 12.33   | 1/-               |
| LR Stutter         | 3       | 2       | -        | 25         | -    | -   | 25   | 12.50   | -/-               |
| JM Dascombe        | 5       | 5       | -        | 6          | -    | -   | 16   | 3.20    | 1/-               |
| LW Feldman         | 2       | 2       | 1        | 14         | -    | -   | 14   | 14.00   | -/-               |
| AA Lockhart-Krause | 2       | 2       | 1        | 6*         | -    | -   | 10   | 10      | -/-               |
| J Badenhorst       | 3       | 2       | 1        | 3          | -    | -   | 4    | 4       | -/-               |
| CL Knight          | 5       | 3       | -        | 4          | -    | -   | 4    | 1.33    | -/-               |
| GH Dockrell        | 5       | 1       | 1        | 1*         | -    | -   | 1    | -       | 2/-               |
| JS Neill           | 1       | -       | -        | 0          | -    | -   | -    | -       | -/-               |

#### First Grade Bowling — Twenty 20 Matches

| Player        | Overs | Maidens | Runs | Wickets | Average | Best | Econ. |
|---------------|-------|---------|------|---------|---------|------|-------|
| AJ Gode       | 19.5  | -       | 108  | 8       | 13.50   | 4-19 | -     |
| GH Dockrell   | 18.5  | -       | 134  | 8       | 16.75   | 3-19 | -     |
| JM Dascombe   | 15.2  | -       | 122  | 4       | 30.50   | 1-15 | -     |
| CL Knight     | 12    | -       | 87   | 2       | 43.50   | 1-21 | -     |
| SS Kabel      | 10    | -       | 64   | 2       | 32.00   | 1-15 | -     |
| LW Feldman    | 6     | -       | 35   | 1       | 35.00   | 1-18 | -     |
| JD Wildermuth | 5     | -       | 40   | -       | 0.00    | 0-12 | -     |

## **SECOND GRADE – The Alan Pettigrew Shield**

|                          |              |
|--------------------------|--------------|
| Sunshine Coast           | 114.00       |
| University of Queensland | 110.00       |
| Western Suburbs          | 102.00       |
| Northern Suburbs         | 96.00        |
| Sandgate - Redcliffe     | 93.00        |
| <b>Valley</b>            | <b>86.00</b> |
| Gold Coast               | 81.90        |
| Redlands                 | 65.00        |
| Ipswich / Logan          | 54.75        |
| Toombul                  | 52.80        |
| South Brisbane           | 44.00        |
| Wynnum/Manly             | 32.00        |

### **Second Grade Captain's Report: Jonathan Knight**

2016/2017 was a season which showed some great promise early, some success both personal and team, a mid-season slump and a strong finish.

Second grade has been a team of constant change over the previous few seasons. This season however we gained some much needed experience, with Adam Lockhart-Krause leading the side after many years of first grade including the most recent first grade flag. This brought a new found confidence and belief that the season ahead could be something different.

We spent the first 7 weeks of the season undefeated, which meant a home Semi Final berth in the One Day Competition against Gold Coast. Winning the toss and having a bat we lost Opener Jacques Badenhorst early. A solid partnership between Cameron Farrell and Owen Lynch took the score past 100, but both were dismissed within quick succession. Craig McElligot was joined by skipper Lockhart-Krause and took the score to 4/247 before Craig was dismissed in the 41<sup>st</sup> over for 75. The last 9 overs of the innings saw 98 runs scored with Lockhart-Krause finishing 107\*.

The Gold Coast got off to a flying start and with 20 overs to go they were definitely in the hunt. Wickets to Slater Asnicar (4/64 off 10) and some tight bowling from Brock McLachlan (1/38 off 8) and Teague Moloney (1/51 off 10) saw Gold Coast finish 27 runs short, sending Valleys into a home final against University of Queensland.

Coming up against University of Queensland in the final was never going to be an easy, with University winning all bar one of the 2<sup>nd</sup> grade One Day finals in the years it has been held. Batting first on a slow wicket and outfield, we scrapped our way to 9/184 off the 50 overs. At the innings break we felt a long way short of where we needed to be and when University were 2/100 after 23 overs this looked to be the case. Enter the never say die spirit of the Diehards!

What happened over the next 20 overs was something that had to be seen to be believed. Tight bowling and excellent fielding saw University collapse, losing 8/65 in 20 overs to be all out 15 runs short. Bowling performances from Slater Asnicar (3/35 off 10) Jacques Badenhorst (2/26 off 8.5) and Teague Moloney (2/23 off 9) saw Valley 2<sup>nd</sup> grade lift our first piece of silverware in a very long time.

After our great start to the season we were inside the top 4, however with what could only be described as a "Grand Final Hangover", we only won one of the next four 2-day games. To finish in the top four we would need to win all three of our final games, including a matchup against University.

We started well, with what could only be described as a hammering of Toombul. This set the wheels in motion for what was essentially a quarter final against University, the winner to make the 4.

Unfortunately we weren't able to find the form that saw us knock off University earlier in the season. Despite a fine bowling performance by Shane Kabel (5/22), we were not able to reach University's small total. This meant we were chasing the game the 2<sup>nd</sup> week, trying to set up an improbable outright victory. But the damage had been done and it essentially saw the end of our season with 1 round to play. We finished the season in 6<sup>th</sup> place, just 1 win outside the top 4.

I would like to thank all the support staff we had during the season. Neil Stubbings was our main scorer and provided beverages for the boys each game. This caused a rift with 3<sup>rd</sup> grade skipper Walter after Mitchell Stubbings was promoted to 2<sup>nd</sup> grade. Walter was rather keen on Neil's Gatorade and it was suggested he could provide refreshments to both teams no matter which grade Mitch was in. Pat Toolis scored for the team in the latter part of the season, which was appreciated by all the players.

I would also like to thank the coaching staff for their guidance for the season, your knowledge has started to rub off on the boys and the results are starting to take care of themselves. The first half of the 2016-17 showed a glimpse of what 2<sup>nd</sup> grade are capable of. Hopefully 2017-18 will see this group show just what it is fully capable of achieving.

Jonathan Knight

## SECOND GRADE PREMIERSHIP STATISTICS

|                 |   |
|-----------------|---|
| Premiership:    | 6th                                       |
| Matches played: | 11: Won 1st innings 6, Lost 1st innings 5 |
| Records:        | Nil                                       |

### Second Grade Batting

| Player             | Matches | Innings | Not Outs | Best Score | 100s | 50s | Runs | Average | Catches/<br>Stumpings |
|--------------------|---------|---------|----------|------------|------|-----|------|---------|-----------------------|
| AA Lockhart-Krause | 10      | 10      | 1        | 94*        | -    | 3   | 345  | 38.33   | 5/-                   |
| ON Lynch           | 6       | 6       | -        | 84         | -    | 3   | 295  | 49.17   | 5/-                   |
| JA Knight          | 11      | 12      | -        | 79         | -    | 2   | 266  | 22.17   | 7/-                   |
| CL Knight          | 6       | 6       | 1        | 90         | -    | 2   | 234  | 46.80   | 2/-                   |
| COM Farrell        | 11      | 12      | -        | 62         | -    | 1   | 227  | 18.92   | 4/-                   |
| BD McLachlan       | 11      | 12      | 1        | 61         | -    | 1   | 200  | 18.18   | 5/-                   |
| SA Asnicar         | 11      | 11      | 4        | 48*        | -    | -   | 152  | 21.71   | 3/-                   |
| DP McLachlan       | 10      | 10      | 3        | 47         | -    | -   | 115  | 16.43   | 31/1                  |
| JS Neill           | 8       | 9       | -        | 45         | -    | -   | 93   | 10.33   | 6/-                   |
| CG McElligott      | 2       | 2       | -        | 64         | -    | 1   | 85   | 42.50   | 2/-                   |
| LC Bristow         | 3       | 3       | -        | 58         | -    | 1   | 68   | 22.67   | -/-                   |
| MJ Toolis          | 6       | 4       | -        | 36         | -    | -   | 68   | 17.00   | 3/-                   |
| BD Schuhmacher     | 2       | 2       | -        | 40         | -    | -   | 64   | 32.00   | -/-                   |
| OG West            | 4       | 4       | -        | 34         | -    | -   | 59   | 14.75   | 3/-                   |
| LR Stutter         | 1       | 1       | -        | 52         | -    | 1   | 52   | 52.00   | 1/-                   |
| SD Grummitt        | 1       | 2       | 1        | 24         | -    | -   | 35   | 35.00   | -/-                   |
| TM Cramb           | 6       | 5       | 2        | 16*        | -    | -   | 32   | 10.67   | -/-                   |
| BJ Lester          | 2       | 2       | 1        | 18*        | -    | -   | 22   | 22.00   | -/-                   |
| TN Moloney         | 9       | 5       | 1        | 15         | -    | -   | 22   | 5.50    | 1/-                   |
| T Burvill          | 1       | 1       | -        | 19         | -    | -   | 19   | 19.00   | -/-                   |
| MT Stubbings       | 3       | 2       | -        | 16         | -    | -   | 17   | 8.50    | 1/-                   |
| SS Kabel           | 1       | 1       | -        | 4          | -    | -   | 4    | 4.00    | -/-                   |
| DM Whyte           | 8       | 4       | 2        | 0*         | -    | -   | -    | 0.00    | 1/-                   |
| LA Kirk            | 2       | -       | -        | 0          | -    | -   | -    | -       | -/-                   |

### Second Grade Bowling

| Player       | Overs | Maidens | Runs | Wickets | Average | Best  | 5 Wkts. |
|--------------|-------|---------|------|---------|---------|-------|---------|
| SA Asnicar   | 185   | 13      | 546  | 23      | 23.74   | 4-34  | -       |
| DM Whyte     | 134.1 | 18      | 361  | 19      | 19.00   | 4-25  | -       |
| COM Farrell  | 129   | 11      | 326  | 12      | 27.17   | 6-52  | 1       |
| CL Knight    | 94    | 11      | 261  | 12      | 21.75   | 7-32  | 1       |
| TM Cramb     | 98.2  | 11      | 318  | 11      | 28.91   | 3-109 | -       |
| BD McLachlan | 120.5 | 12      | 483  | 9       | 53.67   | 3-67  | -       |
| TN Moloney   | 95    | 17      | 210  | 9       | 23.33   | 2-15  | -       |
| ON Lynch     | 50    | 2       | 134  | 9       | 14.89   | 3-6   | -       |
| MT Stubbings | 29.2  | 2       | 82   | 5       | 16.40   | 2-18  | -       |
| SS Kabel     | 16    | -       | 22   | 5       | 4.40    | 5-22  | 1       |
| BJ Lester    | 35.4  | 10      | 87   | 3       | 29.00   | 1-15  | -       |
| LA Kirk      | 6     | -       | 32   | 2       | 16.00   | 2-32  | -       |
| JA Knight    | 8     | -       | 38   | -       | 0.00    | 0-1   | -       |
| SD Grummitt  | 3     | -       | 12   | -       | 0.00    | 0-12  | -       |
| DP McLachlan | 1     | -       | 5    | -       | 0.00    | 0-5   | -       |

## SECOND GRADE ONE DAY COMPETITION STATISTICS

|                 |                     |
|-----------------|---------------------|
| Matches played: | 4: Won 4 - Premiers |
| Records:        | Nil                 |

### Second Grade Batting – One Day Matches

| Player             | Matches | Innings | Not Outs | Best Score | 100s | 50s | Runs | Average | Catches/Stumpings |
|--------------------|---------|---------|----------|------------|------|-----|------|---------|-------------------|
| ON Lynch           | 3       | 3       | -        | 62         | -    | 2   | 160  | 53.33   | -/-               |
| CG McElligott      | 4       | 4       | 1        | 75         | -    | 2   | 147  | 49.00   | 3/-               |
| AA Lockhart-Krause | 3       | 3       | 1        | 107*       | 1    | -   | 120  | 60.00   | 2/-               |
| J Badenhorst       | 4       | 4       | -        | 50         | -    | 1   | 101  | 25.25   | 1/-               |
| COM Farrell        | 3       | 3       | -        | 64         | -    | 1   | 82   | 27.33   | -/-               |
| JA Knight          | 4       | 4       | 1        | 31         | -    | -   | 64   | 21.33   | 3/-               |
| BD McLachlan       | 4       | 3       | 2        | 32*        | -    | -   | 44   | 44.00   | 1/-               |
| LC Bristow         | 2       | 2       | -        | 22         | -    | -   | 25   | 12.50   | -/-               |
| CL Knight          | 1       | 1       | -        | 14         | -    | -   | 14   | 14.00   | -/-               |
| DP McLachlan       | 4       | 2       | -        | 10         | -    | -   | 12   | 6.00    | 2/-               |
| TM Cramb           | 1       | 1       | 1        | 6*         | -    | -   | 6    | -       | 1/-               |
| SA Asnicar         | 3       | 1       | -        | 2          | -    | -   | 2    | 2.00    | -/-               |
| GC Brown           | 1       | 1       | -        | 1          | -    | -   | 1    | 1.00    | -/-               |
| TN Moloney         | 3       | 2       | -        | 1          | -    | -   | 1    | 0.50    | 1/-               |
| MT Stubbings       | 1       | -       | -        | 0          | -    | -   | -    | -       | -/-               |
| MG Walter          | 1       | -       | -        | 0          | -    | -   | -    | -       | -/-               |
| DM Whyte           | 1       | -       | -        | 0          | -    | -   | -    | -       | -/-               |

### Second Grade Bowling – One Day Matches

| Player       | Overs | Maidens | Runs | Wickets | Average | Best | 5 Wkts. |
|--------------|-------|---------|------|---------|---------|------|---------|
| SA Asnicar   | 30    | -       | 137  | 9       | 15.22   | 4-64 | -       |
| J Badenhorst | 26.5  | 1       | 108  | 3       | 36.00   | 2-26 | -       |
| BD McLachlan | 25    | 1       | 101  | 3       | 33.67   | 1-3  | -       |
| TN Moloney   | 20    | 1       | 84   | 3       | 28.00   | 2-23 | -       |
| COM Farrell  | 13    | 3       | 61   | 3       | 20.33   | 2-10 | -       |
| ON Lynch     | 18    | -       | 108  | 2       | 54.00   | 1-45 | -       |
| TM Cramb     | 10    | -       | 52   | 2       | 26.00   | 2-52 | -       |
| MG Walter    | 5     | 1       | 16   | 1       | 16.00   | 1-16 | -       |
| DM Whyte     | 7     | -       | 22   | -       | 0.00    | 0-22 | -       |
| CL Knight    | 6     | 1       | 20   | -       | 0.00    | 0-20 | -       |



Sunday Legends Grand Final:

Back Row: Heath Pedrola, Gavin Brown, Matt Du Payne, Chris Lanagan, Darin Turner, Richard Anderson  
 Front Row: Mark Norris, David Cottee, Owen Gilchrist, Tony Brown, Grant Mitchell.

## SECOND GRADE TWENTY 20 COMPETITION STATISTICS

|                 |                  |
|-----------------|------------------|
| Matches played: | 3: Won 1, Lost 2 |
| Records:        | Nil              |

### Second Grade Batting – Twenty 20 Matches

| Player       | Matches | Innings | Not Outs | Best Score | 100s | 50s | Runs | Average | Catches/ Stumpings |
|--------------|---------|---------|----------|------------|------|-----|------|---------|--------------------|
| COM Farrell  | 3       | 3       | -        | 89         | -    | 1   | 137  | 45.67   | 1/-                |
| JA Knight    | 3       | 3       | 1        | 32*        | -    | -   | 59   | 29.50   | -/-                |
| MJE Wing     | 3       | 3       | -        | 30         | -    | -   | 37   | 12.33   | 1/-                |
| MJ Toolis    | 2       | 2       | 1        | 34*        | -    | -   | 36   | 36.00   | -/-                |
| BD McLachlan | 3       | 2       | -        | 29         | -    | -   | 31   | 15.50   | 2/-                |
| DP McLachlan | 2       | 1       | -        | 13         | -    | -   | 13   | 13.00   | -/1                |
| MT Stubbings | 3       | 1       | 1        | 9*         | -    | -   | 9    | -       | -/-                |
| SA Asnicar   | 3       | 1       | 1        | 4*         | -    | -   | 4    | -       | -/-                |
| LA Kirk      | 3       | 2       | 1        | 4          | -    | -   | 4    | 4.00    | 1/-                |
| JS Neill     | 2       | 1       | -        | 4          | -    | -   | 4    | 4.00    | -/-                |
| LC Bristow   | 2       | 1       | -        | 2          | -    | -   | 2    | 2.00    | -/-                |
| TN Moloney   | 3       | -       | -        | 0          | -    | -   | -    | -       | -/-                |
| DM Whyte     | 2       | -       | -        | 0          | -    | -   | -    | -       | -/-                |

### Second Grade Bowling – Twenty 20 Matches

| Player       | Overs | Maidens | Runs | Wickets | Average | Best | 5 Wkts. |
|--------------|-------|---------|------|---------|---------|------|---------|
| BD McLachlan | 12    | -       | 66   | 4       | 16.50   | 3-19 | -       |
| SA Asnicar   | 12    | -       | 71   | 3       | 23.67   | 3-30 | -       |
| JA Knight    | 12    | 1       | 55   | 2       | 27.50   | 2-22 | -       |
| MT Stubbings | 10    | -       | 72   | 2       | 36.00   | 1-22 | -       |
| TN Moloney   | 8     | -       | 60   | 1       | 60.00   | 1-25 | -       |
| DM Whyte     | 6     | -       | 45   | -       | 0.00    | 0-19 | -       |



Second Grade One Day Competition Champions

## THIRD GRADE – The Norm McMahon Shield

| Valley                | 159.96 |
|-----------------------|--------|
| Sandgate - Redcliffe  | 157.09 |
| Northern Suburbs      | 153.36 |
| University of QLD (1) | 132.58 |
| University of QLD (2) | 132.22 |
| Wynnum/Manly          | 128.40 |
| Redlands              | 126.32 |
| Western Suburbs       | 97.55  |
| South Brisbane        | 91.79  |
| Gold Coast            | 71.20  |
| Toombul               | 55.45  |
| Ipswich / Logan       | 50.69  |

### Third Grade Captain's Report: Matt Walter

What a season it was for 3<sup>rd</sup> grade, a never say die attitude and true Diehard spirit was on display for the whole season. We didn't make the final dance, but our performances throughout the season were outstanding and one of the best teams I've been a part of.

After a quick chat with Grumm, we composed a list of our top moments for the season. And in no particular order here is a summary of our top moments of the 16/17 season for 3<sup>rd</sup> grade:

- Finishing the season on top of the ladder was a fantastic result for hard work and hard fought cricket played all season. We played right to the death in every match we played: win, lose or draw. Not one team dominated us this season, teams only just beat us, and I mean just. To be fair the flag was there for us to win and we should have. To go out in the semi was heart breaking, but I'm sure it has given everyone in that side the drive to come back and make sure we win it next season.
- One of my favourite moments was the opening batting partnership of Toolis and West for the first 4 matches of the season. It took one match to solidify their partnership, but then with partnerships of 118, 99, 123 in rounds 2,3,4 was a brilliant foundation for the top order to work off. Round 5 saw Westy whisked away to 2<sup>nd</sup> grade, thus ending a partnership similar to that of the Hayden and Langer days.
- Cramb's first three rounds of the season saw him take 16 wickets in some amazing spells of bowling that almost single handily won us those matches. When you are bowling to that standard, it wasn't long until we lost another player to 2<sup>nd</sup> grade.
- Both Grumm and I agreed that our spirit and mateship within our team is probably the best we have ever been a part of and both having played in some awesome teams in the club says a lot for the group of gents that were in this side for the season. A few reasons I believe: the new coaching structure brought the whole club together creating a great culture and created a tighter group; the new fines book (hilarious); Neil Stubbings and his consistent display of generosity for the group with fruit and drinks every weekend.
- More individual performances that were outstanding: Koskela's 100 against the Dolphins, absolutely bombing the 17 year old kids. I wasn't there to witness Bristow's 100 but from everything I heard it was a fantastic knock, and some of his power hitting across the season rivalled anyone in the club. Almost as good as my match winning knock of 11 not out to win our first round match against West's (if I do say so myself).
- The bowling attack for the whole season didn't go for more than 250 runs in an innings, and had the ability to bowl anyone out for under 150. The seam attack lead by Stubbings and Kruip and backed up by Jones and myself all took over 20 wickets and averaged under 14, supported by the spin of Grumm and Cramb was brilliant. The batting of the top 8 this season was class as well, with everyone contributing match winning scores at least once. As a captain, the job is made a lot easier when everyone is contributing and you know you can back everyone in the team to perform and do the job to win the match.
- Some very funny moments on and off the field this season, a lot that can't go into this report, however Cramb spraying kids when they couldn't play his hand grenades, Van Homrigh's relentless dribble that would often revive the team on the field, even after I declared on him in round 7. Bill and Cramb's destructive batting against Ipswich to set us up with an outright win and ultimately secure the minor premiership. Going in on Day 2 at 7-72 chasing another 71, Bill struck 26 off 14 and Cramb 29 off 26 in quick fashion to give us a 50 run lead and a shot at the outright.

Overall, the season was brilliant, just one step further to go for next season. It was great to see so many of the lads performances rewarded with selection in 2<sup>nd</sup> grade. Special thanks to Neil Stubbings again for scoring all season, a true gentleman and heart of the team. Also special thanks to Steve Grummitt for your support throughout the season as always. I'm hoping you are keen to go around again and get the premiership we deserved this season. Finally, thanks to Brad Murphy and Peter Drinnen for all the advice and support from you both throughout, it's greatly appreciated.

Matt Walter



### THIRD GRADE PREMIERSHIP STATISTICS

|                 |  |
|-----------------|--|
| Premiership:    | Minor Premiers, lost Semi Final                                    |
| Matches played: | 15: Won outright 1, Won 1st innings 8, Drawn 2, Lost 1st innings 4 |
| Records:        | Nil  |

#### Third Grade Batting

| Player                  | Matches | Innings | Not Outs | Best Score | 100s | 50s | Runs | Average | Catches/Stumpings |
|-------------------------|---------|---------|----------|------------|------|-----|------|---------|-------------------|
| Koskela, Wes P          | 15      | 17      | 2        | 1          | 2    | 115 | 453  | 30.20   | 13/-              |
| Bristow, Laurence C     | 11      | 11      | 0        | 1          | 2    | 118 | 452  | 41.09   | 3/-               |
| Burvill, Tobyn          | 10      | 8       | 1        | 0          | 2    | 87  | 329  | 47.00   | 5/-               |
| Toolis, Michael J       | 9       | 9       | 0        | 0          | 2    | 88  | 325  | 36.11   | 5/-               |
| West, Oliver G          | 7       | 9       | 2        | 0          | 3    | 72  | 262  | 37.43   | 5/-               |
| Jones, Aaron W          | 13      | 12      | 1        | 0          | 0    | 49  | 252  | 22.91   | 6/-               |
| Grummitt, Stephen D     | 14      | 12      | 5        | 0          | 1    | 55* | 232  | 33.14   | 10/-              |
| Van Homrigh, Mitchell P | 14      | 14      | 1        | 0          | 1    | 61* | 206  | 15.85   | 7/-               |
| Stubbings, Mitchell T   | 12      | 9       | 3        | 0          | 0    | 48* | 142  | 23.67   | 3/-               |
| Kruip, William J        | 9       | 6       | 4        | 0          | 0    | 35* | 80   | 40.00   | 8/-               |
| Shallcross, Matthew G   | 7       | 6       | 1        | 0          | 0    | 22  | 44   | 8.80    | 24/1              |
| McLachlan, Dylan P      | 3       | 2       | 0        | 0          | 0    | 38  | 40   | 20.00   | 1/1               |
| Cramb, Tom M            | 5       | 3       | 3        | 0          | 0    | 29* | 37   | NA      | 6/-               |
| Wing, Michael J         | 2       | 2       | 0        | 0          | 0    | 30  | 30   | 15.00   | 3/-               |
| Kirk, Lachlan A         | 3       | 3       | 0        | 0          | 0    | 24  | 27   | 9.00    | 1/-               |
| Moloney, Teague N       | 4       | 2       | 1        | 0          | 0    | 11* | 17   | 17.00   | 1/-               |
| Pickford, Mitchell R    | 3       | 3       | 1        | 0          | 0    | 8*  | 16   | 8.00    | -/-               |
| Walter, Matthew G       | 15      | 4       | 2        | 0          | 0    | 11* | 13   | 6.50    | 8/-               |
| Puri, Sahil             | 2       | 1       | 0        | 0          | 0    | 7   | 7    | 7.00    | -/-               |
| Pappalardo, Thomas S    | 5       | 4       | 1        | 0          | 0    | 2*  | 5    | 1.67    | 8/2               |
| Ryall, Nick J           | 2       | 1       | 0        | 0          | 0    | 4   | 4    | 4.00    | 1/-               |
| Corlis, Luke P          | 4       | 1       | 0        | 0          | 0    | 2   | 2    | 2.00    | 1/-               |
| Collier, Harry J        | 2       | 1       | 0        | 0          | 0    | 0   | 0    | 0.00    | 2/-               |
| Petersen, Liam G        | 2       | 0       | 0        | 0          | 0    | 0   | 0    | 0.00    | -/-               |
| Smith, Andrew T         | 1       | 0       | 0        | 0          | 0    | 0   | 0    | 0.00    | -/-               |
| Ward, Sam               | 2       | 0       | 0        | 0          | 0    | 0   | 0    | 0.00    | 1/-               |

#### Third Grade Bowling

| Player                  | Overs | Maidens | Runs | Wickets | Average | Best  | 5 Wkts. |
|-------------------------|-------|---------|------|---------|---------|-------|---------|
| Walter, Matthew G       | 175   | 43      | 465  | 37      | 4/23    | 12.57 | -       |
| Stubbings, Mitchell T   | 156.5 | 47      | 372  | 31      | 4/17    | 12.00 | -       |
| Jones, Aaron W          | 130.2 | 42      | 286  | 24      | 3/1     | 11.92 | -       |
| Kruip, William J        | 120.1 | 28      | 321  | 23      | 3/16    | 13.96 | -       |
| Cramb, Tom M            | 105   | 33      | 234  | 20      | 5/41    | 11.70 | 1       |
| Grummitt, Stephen D     | 106.3 | 31      | 299  | 12      | 3/14    | 24.92 | -       |
| Koskela, Wes P          | 31    | 8       | 90   | 4       | 2/21    | 22.50 | -       |
| Corlis, Luke P          | 40    | 8       | 105  | 4       | 1/15    | 26.25 | -       |
| Moloney, Teague N       | 20    | 8       | 46   | 3       | 2/18    | 15.33 | -       |
| Puri, Sahil             | 23    | 4       | 75   | 3       | 2/43    | 25.00 | -       |
| Pickford, Mitchell R    | 3     | 0       | 11   | 2       | 2/11    | 5.50  | -       |
| Kirk, Lachlan A         | 11    | 0       | 60   | 2       | 1/12    | 30.00 | -       |
| Van Homrigh, Mitchell P | 1     | 0       | 3    | 0       | 0/3     | 0.00  | -       |
| Burvill, Tobyn          | 1     | 0       | 8    | 0       | 0/8     | 0.00  | -       |
| Smith, Andrew T         | 11    | 2       | 22   | 0       | 0/22    | 0.00  | -       |
| Bristow, Laurence C     | 6     | 0       | 33   | 0       | 0/33    | 0.00  | -       |
| Petersen, Liam G        | 18    | 8       | 35   | 0       | 0/5     | 0.00  | -       |
| Collier, Harry J        | 8     | 1       | 42   | 0       | 0/42    | 0.00  | -       |

## **FOURTH GRADE – The Bob Spence Shield**

| <b>Valley</b>        | <b>181.65</b> |
|----------------------|---------------|
| Northern Suburbs     | 173.61        |
| Western Suburbs (1)  | 123.14        |
| Redlands (2)         | 118.32        |
| Wynnum/Manly         | 112.52        |
| University of QLD    | 110.34        |
| Sandgate - Redcliffe | 106.19        |
| Redlands (1)         | 103.71        |
| South Brisbane       | 95.00         |
| Toombul              | 83.77         |
| Western Suburbs (2)  | 73.74         |
| Gold Coast           | 71.41         |

### **Fourth Grade Captain's Report: Bob Donker**

After back to back Premierships in the previous two seasons, the fourth grade group were again looking to be the team to beat in the 2016/17 season. The team managed to retain a core group of senior players and also picked up a number of talented “up and comers”, so we were looking forward to another successful year wearing the baggy blue.

The premiership defence started off strongly with heavy wins against Western Suburbs (1), Wynnum Manly, Redlands (1) Gold Coast and Northern Suburbs.

Highlights from the first five rounds included a 129 run partnership between Matt Shallcross (82) and Aaron Jones (74) against Western Suburbs (1) after a great team bowling performance had bowled the opposition out for only 94.

The bowlers again got the job done against Wynnum Manly and requiring only 136 to win, Ajay Samvedi made a solid 80 at the top of the order to back up his three first innings wickets.

Another big partnership (139) at the top of the order between Nick Ryall (100) and Mitch Pickford (57) laid a solid foundation for a big first innings score against Redlands (1). This was followed by another half century from Matt Shallcross (60) and a whirlwind 73 not out from 28 balls (11 x 4s and 2 x 6s) from Lachlan Kirk to see the side finish day one at 8 for 374. Four wickets each to Bill Kruip and Andrew Smith saw Redlands bowled out for only 89.

Our first innings score of 7 declared for 289 was enough to take the points against Gold Coast. Mitch Pickford (78) and Ashwin Raj (60) scoring runs at the top of the order and fourth grade first gamers Adam Ball and Harry Collier each taking three wickets.

Another strong team bowling display lead by Jake Coolwell's four wickets, bundled the undefeated Northern Suburbs out for only 91 in Round 5. More runs to Lachlan Kirk (126 from 106) saw the side go to five wins from opening five two day fixtures.

The final two fixtures leading into the extended Christmas break were one day games played against Gold Coast and Sandgate. The side, under the captaincy of Matt Shallcross, recorded two more comprehensive victories with Nick Ryall (94) and Tobyn Burvill (66) putting on a 113 run partnership against Gold Coast before Nick Ephraims made his return taking five wickets to record a 205 run win. Four more wickets to Ephraims and three to Adam Ball saw Sandgate restricted to only 136 from their 40 overs before Ashwin Raj smashed 90 not out from 72 balls to see the side home.

After a month of no cricket over the Christmas break, the season resumed with a one day game against Redlands (2).

The break didn't help the side as the first loss of the season was recorded after a below average batting display chalked up only 159 for 39 overs, with Brodie Saw top scoring with 26.

The side (...and the skipper) returned to form in the following two day match against South Brisbane. Two wickets each to Harry Collier and Luke Corlis plus three to Adam Ball knocked the opposition over for only 121 before Ed Venter (45) and Bob Donker (104 not out) put on an 87 run partnership to guide the side to another win.

After winning the toss and electing to bat against Toombul we were in trouble after a middle order collapse saw the score go from 2 for 80 to 6 for 99. Harry Collier joined Liam Petersen in the middle with the score at 8 for 144 and the two went about their business of resurrecting the innings. At the close of play the two had put on a club record fourth grade 8<sup>th</sup> wicket partnership of 155 undefeated, with Liam scoring his first grade cricket century (110 not out from 101) and Harry notching up a solid half century to take the team to 8 for 299. The two then combined to take three wickets between them with Sahil Puri also taking three wickets to bowl Toombul out for 175, handing the side another first innings win. Nick Ryall (34 from 29), Michael Wing (42 from 22) and Ed Venter (52 from 29) then made good use of a flat wicket to score some handy bonus runs in the second innings.

The penultimate round saw a magical spell of 5 for 11 from Jake Coolwell and 3 wickets from Luke Corlis rout University for 93 in their first innings. A top order collapse reduced the side to 3 for 10 before Mitch Pickford (76) and Bob Donker (45) put on a 111 run partnership to take the first innings win. Three wickets to Ed Venter and two each to Adam Ball and Kuyen Lewis almost saw an unlikely outright victory as University was reduced to 8 for 100, still 22 runs behind in the second innings before stumps was called.

The final round game was played against Western Suburbs (2) at Mitchelton State High School. The top order relished the opportunity to bat on the flat wicket and targeted the short boundaries. Ajay Samvedi made a return to fourth grade and made a solid 52, while Ashwin Raj (44) and Ed Venter (43) set the platform for Kuyen Lewis to unleash in the final session. Kuyen made 94 from 87 balls, falling just before the close of play with the team declaring overnight on 311 for 7. Ed and Ajay then followed up their form with the bat to take three wickets each and bowl the opposition out for 146.

At the end of the home and away season the side finished on top of the ladder by a clear margin having lost only a single one day fixture. The side had performed extremely well with significant contributions made by all throughout the season.

### **The Semi Final**

The Semi Final was played against Redlands (2) on Norm McMahon Oval. Sticking to finals form from last season we lost the toss and were asked to bat first on a wicket which looked like it would favour the bowlers.

We were in immediate trouble, losing 2 for 5 in the first 6 overs and we continued to lose wickets at regular intervals to be 6 for 94 when Oliver West departed for a hard fought 51. Fortunately, Liam Petersen found some lower order allies in Jake Coolwell, Harry Collier and Luke Corlis who hung around and rotated the strike while Liam hit 11 boundaries on his way to a very well made 81. Liam's innings not only added crucial runs with the lower order but more importantly took time out of the game by batting until the close of play on day one.

After a heavy downpour on Saturday night the ground was waterlogged on Sunday. Despite the efforts of both teams to try and remove enough water to get play underway we could not start until 4.30. Liam and Luke managed to keep the Redlands bowlers out for another 20 minutes leaving Redlands less than an hour to score the required 191 for victory. They fell well short and when light was called at 5.40 we were through to the final.

### **The Grand Final**

The Grand Final was to be played against Western Suburbs (1) on Peter Easton Oval. The weather gods had other ideas, dumping 50mm of rain in half an hour at Ashgrove on Friday afternoon to all but flood the outfield and wicket. Despite the best efforts of the ground staff, particularly Tom Gibson, play was abandoned on day one.

We returned to Ashgrove on the Sunday to a much better looking wicket and outfield, however we knew that the toss would be crucial to the outcome of the game. Unfortunately we again lost the toss and were asked to bat first.

A tough first hour against a seaming ball, plus some unfortunate dismissals throughout the morning session, saw us reduced to 7 for 99 before the lunch break, with Ed Venter (33) and Liam Petersen (25) making the only reasonable contributions.

The afternoon session was slightly more positive with Bill Kruip (46) grinding out valuable partnerships with the last three wickets to take the score to 163, a score which was defendable if we bowled and fielded well.

The boys came out fired up and two early wickets saw Western Suburbs in trouble at 2 for 13. Some defensive batting and a few dropped catches meant these were the only wickets to be taken before the close of play, the score at stumps 2 for 54.

The week that followed saw plenty of rain due to cyclone Debbie, with early reports looking like a washout was on the cards. The rain eased towards the back end of the week and to the credit of the ground staff we only lost 3 hours play.

The bowlers again came out with a point to prove on day three and three early wickets put the pressure right back on the batting side. However the innings turned again with a 50 run sixth wicket partnership taking the score to 146, before Bill Kruip took an absolute screamer in the deep to give Jake Coolwell his first wicket of the innings. Despite some tight bowling and a few half chances Western Suburbs passed the target six down and finished the day 8 for 179.

A massive challenge lay ahead of the side on the morning of the final day as we still needed two first innings wickets to get the opportunity to set a final innings target and go for an unlikely outright victory. Fortunately the two wickets came rather quickly with Bill Kruip and Luke Corlis picking up the final two scalps to finish with four and three wickets respectively.

Needing quick runs to allow enough time to bowl the opposition out Ashwin Raj and Michael Wing quickly knocked over the 23 run deficit. The quest for quick runs also led to a steady stream of wickets with Wing (24), Ryall (19) and Shallcross (16) top scoring before the side was bowled out for 132.

With 109 runs to defend early wickets were critical, but a solid opening stand of 33 quickly put a dampener on any slim chances we had of an outright win. To the boys credit we pushed hard until the last run was scored, however we could only manage four wickets. Unfortunately, after such a great season, we were simply beaten by the better team. Certain things didn't go our way but it should just make us more determined to go one better next season.

After a great knock of 46 as well as 4 wickets in the first innings, another in the second and three catches Bill Kruip rightfully deserved our player of the final award.

Overall I think we had a great year with some stellar performances across the board. There was a great feeling within the fourth grade setup this year and I think that was representative of the club in general.

I would like to take this opportunity to say thank you to all of the supporters we had throughout the season, especially those who came and watched throughout the finals. Special mention to Greg Ball for taking on the scoring for a large majority of the season and to Peter Sherman for filling in at the scorers desk for two days of the Grand Final.

Thanks should also go to the Executive Committee for all the work they do behind the scenes and to the lower grade selection committee for all the work they do picking sides and managing players each week.

I would also like to make special mention of all the hard work put in throughout the season by Brad "Spud" Murphy who joined Valley this season as the lower grade coach. His enthusiasm and passion for both the game of cricket and for improving our cricket has been instrumental in the results we achieved throughout the season.

Finally, thank you to all 28 players who contributed towards our success in fourth grade this season. Hopefully we will take it one step further next year.

BD

#### FOURTH GRADE PREMIERSHIP STATISTICS

|                 |   |
|-----------------|---|
| Premiership:    | Minor Premiers, lost Grand Final  |
| Matches played: | 16: Won 1st innings 12, Drawn 2, Lost 1st innings 1,<br>Lost outright 1 |
| Records:        | Nil   |

#### Fourth Grade Batting

| Player        | Matches | Innings | Not Outs | Best Score | 100s | 50s | Runs | Average | Catches/<br>Stumpings |
|---------------|---------|---------|----------|------------|------|-----|------|---------|-----------------------|
| NJ Ryall      | 12      | 14      | -        | 100        | 1    | 1   | 407  | 29.07   | 9/-                   |
| LG Petersen   | 13      | 13      | 4        | 110*       | 1    | 1   | 342  | 38.00   | 5/-                   |
| MR Pickford   | 10      | 13      | 1        | 78         | -    | 3   | 338  | 28.17   | 4/-                   |
| AE Raj        | 10      | 10      | 1        | 90*        | -    | 2   | 298  | 33.11   | 4/-                   |
| LA Kirk       | 6       | 6       | 2        | 126        | 1    | 1   | 283  | 70.75   | 5/-                   |
| E Venter      | 7       | 9       | 1        | 52*        | -    | 1   | 273  | 34.12   | 1/-                   |
| MG Shallcross | 8       | 9       | 1        | 82         | -    | 2   | 261  | 32.62   | 18/1                  |
| RJA Donker    | 12      | 12      | 1        | 104*       | 1    | -   | 229  | 20.82   | 9/-                   |
| AM Samvedi    | 4       | 5       | -        | 80         | -    | 2   | 185  | 37.00   | 3/-                   |
| MJE Wing      | 5       | 7       | -        | 42         | -    | -   | 133  | 19.00   | 4/-                   |
| KPV Lewis     | 3       | 2       | -        | 95         | -    | 1   | 123  | 61.50   | -/-                   |
| JPH Coolwell  | 13      | 13      | 3        | 20         | -    | -   | 115  | 11.50   | 6/-                   |
| WJ Kruip      | 5       | 4       | 1        | 46*        | -    | -   | 109  | 36.33   | 3/-                   |
| AW Jones      | 1       | 1       | -        | 74         | -    | 1   | 74   | 74.00   | 1/-                   |
| HJ Collier    | 8       | 5       | 3        | 50*        | -    | 1   | 67   | 33.50   | 5/-                   |
| T Burvill     | 1       | 1       | -        | 66         | -    | 1   | 66   | 66.00   | 2/-                   |
| BA Saw        | 5       | 4       | -        | 26         | -    | -   | 55   | 13.75   | 3/-                   |
| AT Smith      | 6       | 3       | 1        | 21*        | -    | -   | 52   | 26.00   | 3/-                   |
| OG West       | 1       | 1       | -        | 51         | -    | 1   | 51   | 51.00   | -/-                   |
| MT Blackman   | 2       | 1       | -        | 47         | -    | -   | 47   | 47.00   | -/-                   |
| NM Ephraims   | 3       | 1       | -        | 29         | -    | -   | 29   | 29.00   | 2/-                   |
| LJ Tindall    | 4       | 4       | 1        | 9*         | -    | -   | 17   | 5.67    | 3/-                   |
| AL Ball       | 9       | 4       | 1        | 5          | -    | -   | 12   | 4.00    | 1/-                   |
| TS Pappalardo | 2       | 2       | 1        | 10*        | -    | -   | 10   | 10.00   | 1/-                   |
| NM Francis    | 2       | 1       | -        | 9          | -    | -   | 9    | 9.00    | 1/-                   |
| AN Pine       | 1       | 1       | -        | 6          | -    | -   | 6    | 6.00    | 1/-                   |
| LP Corlis     | 6       | 4       | 3        | 3*         | -    | -   | 5    | 5.00    | 3/-                   |
| AC Lynch      | 2       | 1       | 1        | 2*         | -    | -   | 2    | -       | 1/-                   |
| KC Brown      | 2       | -       | -        | 0          | -    | -   | -    | -       | -/-                   |
| S Puri        | 2       | -       | -        | 0          | -    | -   | -    | -       | 1/-                   |

#### Fourth Grade Bowling

| Player       | Overs | Maidens | Runs | Wickets | Average | Best | 5 Wkts. |
|--------------|-------|---------|------|---------|---------|------|---------|
| JPH Coolwell | 116.2 | 38      | 256  | 25      | 10.24   | 5-12 | 1       |
| LG Petersen  | 116.3 | 33      | 323  | 19      | 17.00   | 4-20 | -       |
| AL Ball      | 90    | 25      | 213  | 15      | 14.20   | 3-16 | -       |
| WJ Kruip     | 90    | 19      | 277  | 13      | 21.31   | 4-30 | -       |
| LP Corlis    | 78    | 19      | 204  | 13      | 15.69   | 3-22 | -       |
| AT Smith     | 78    | 21      | 210  | 13      | 16.15   | 4-20 | -       |
| NM Ephraims  | 23    | 4       | 78   | 11      | 7.09    | 5-25 | 1       |
| E Venter     | 58.3  | 11      | 146  | 9       | 16.22   | 3-26 | -       |
| LA Kirk      | 33    | 5       | 121  | 9       | 13.44   | 3-24 | -       |
| HJ Collier   | 55    | 13      | 164  | 7       | 23.43   | 3-43 | -       |
| AM Samvedi   | 38    | 9       | 83   | 7       | 11.86   | 3-6  | -       |
| S Puri       | 19.3  | 3       | 50   | 4       | 12.50   | 3-28 | -       |
| MT Blackman  | 16    | 6       | 29   | 4       | 7.25    | 4-15 | -       |
| KPV Lewis    | 8     | 3       | 23   | 3       | 7.67    | 2-10 | -       |
| LJ Tindall   | 10    | 1       | 19   | 2       | 9.50    | 1-8  | -       |
| KC Brown     | 11    | 1       | 41   | 1       | 41.00   | 1-19 | -       |
| AE Raj       | 10    | -       | 42   | -       | 0.00    | 0-2  | -       |
| AC Lynch     | 5     | 2       | 9    | -       | 0.00    | 0-9  | -       |
| NJ Ryall     | 1.1   | -       | 5    | -       | 0.00    | 0-0  | -       |
| MJE Wing     | 1     | -       | 8    | -       | 0.00    | 0-8  | -       |

## **FIFTH GRADE – The Roy Tanner Shield**

|                      |               |
|----------------------|---------------|
| <b>Valley</b>        | <b>161.02</b> |
| Toombul              | 141.49        |
| Wynnum/Manly         | 140.63        |
| Western Suburbs (2)  | 139.93        |
| University of QLD    | 109.77        |
| Redlands             | 106.98        |
| South Brisbane       | 103.80        |
| Northern Suburbs     | 98.12         |
| Sandgate - Redcliffe | 85.53         |
| Western Suburbs (1)  | 63.92         |

### **Fifth Grade Captain's Report: Cameron Skinner**

After the disappointment of throwing away a home semi final last season, the 2016-17 5th grade season got underway against West's at Dunlop Park. Some early season jitters with the bat saw Valley's dismissed for 139 with Ajay's 68 proving the difference, as West's were bundled out for 132. Harry Collier grabbed 4 crucial wickets as the boys got off to a winning start.

With Ashgrove 3 out of action, Mitchie State High would prove a successful home ground throughout the season. Unfortunately this was not the case in our first game there against the good blokes of Wynnum Manly, as we somehow failed to defend 98. The boys worked hard to stave off an outright, with Hayden White showing a technique and temperament beyond his years, for a well constructed 63.

After the lushness of Mitchie, the boys were subjected to the torture of two weeks at Peter Burge oval against a strong Redlands side. Playing on hardened concrete, spiritual leader of the side Brodie Saw defied two years of not making runs and a shocking level of athleticism for a bloke in his early 20's to score 102, as Valley's made 8/303. Other highlights were Kaidyn Brown and Harry Collier combining for an unbeaten 9th wicket 102 run partnership, and the skipper getting castled for a globe on a deck that hasn't seen seam movement in decades. Redlands hung on for a draw 9 wickets down. With only one win after 3 rounds, we needed to bounce back against West's 2 at Mitchie next round.

Back in the familiar surroundings of Mitchie, the skipper won the toss against a strong West's 2 side. His terrible decision to bowl first on an "as good as it gets at Mitchie" looked like a master stroke, as James Wallington combined some terrible chat with high quality wrist spin to take 7/27 (including 4 that were caught and bowled) to dismiss West's for 133. We got our season back on track with a well compiled 216. Ajay continued his stellar form with 65 and Brodie was looking superb on 43, before the lower grade wicket ball (80km/h half tracker) struck. Pushing for an outright, Wallo backed up his first innings haul of 7, with another 3, to bring up his first 10 wicket match for the club.

North's away was the next game, and again bowling first, Kaidyn Brown and Lachie Tindall had it on a string with 4 wickets each, as Norths crumbled to be all out for 101. Our bats made them pay, making a strong 5/258 in return. Ajay continued to be our rock at the top of the order with 57 and the spiritual leader continued his rich run of form with 85\*. Sending North's back in for some bonus points, the second innings wasn't notable, except for the fact that the skipper claimed his first grade wicket after 7 seasons of other captains under bowling him.

We then started the one dayers with a loss away to South's, but bounced back the following week with a double point bonus win against West's at Mitchie.

Kaidyn mentioned that his dad Gavin had played a bit of cricket over the years and would be happy to fill in. We sent him in to open, and he was kind enough to wack 70 as we made 196. West's made 96 in reply, with Dan Larke and Ajay both taking 3 wickets.

Our final game before Christmas was played at Gibson Park at Stafford. Sandgate's skipper won the toss, looked at the pitch that resembled western France 100 years ago and uttered the line, "It's not as wet as it looks" and decided to bat. Jim Whyte and Chuck Best each took 3 and S.Undries top scored with 13 as Sandgate were dismissed for 52. Sensing some red ink, the skipper was selfless enough to open as we passed the score in the 13th over 1 down to record another double bonus point win.

Sitting in the top four and hungry for premiership success, we stumbled out of the blocks after Christmas. We succumbed to North's as we scrapped to 117 and they passed it 6 wickets down. Adam Ball top scored with 29 and took 2 wickets, giving him bragging rights he would use liberally for the rest of the season.

At Mitchie we accounted for Uni, making 176 (including 39 not out from Kaidyn, 30 from Dan Cook and 26 off 7 from Jim Whyte) before rolling through Uni for 137, with Ajay taking his first 5 wicket haul for the year.

Back into the two day format, we made 253 against South's, before rolling them for 76 (Dan Larke 5/25, Chuck Best 2/5 and Ajay 3/32) and almost pulling off the outright having them 7/40 (Lachie Tindall 3/5).

That put us second coming up against first placed Toombul. What followed was one of the highest quality lower grade games of cricket I have played in. On a road at Toombul, the skipper faced mutiny as he lost the toss, and it was looking dire for his captaincy as Toombul raced to 133 without loss inside an hour. Ajay was thrown the ball and made the breakthrough, before Dan Cook ripped out their number 3. Ajay bowled unchanged and took 7/72 off 34 overs, restricting Toombul to 259. Brodie Saw took the final wicket, with a 90km/h bouncer ending up in fine legs hand rather than in the car park where it should have been.

As the temperatures nudged 40 degrees the next weekend, the skipper was made to look a genius for losing the toss, as we accumulated 372. Dan Larke, Ferg Rees, Ajay, Lachie Tindall, Dan Cook, Kaidyn and even the skipper made starts, but Nathan Francis was the star with an entertaining hundred. The emphatic win pushed us into first, a position we wouldn't surrender.

Back at Mitchie, Uni made 249, with Dan Cook taking 4/31, before we made a massive 7/457. Dan Larke made a classy 138, with Nathan following up last week's hundred with 102 off 62.

The regular season was to be finished at Sandgate. Knowing a first innings win would secure the minor premiership, the boys raced through Sandgate, dismissing them for 85, with Dan Larke taking 4/23 and Dan Cook 4/43. In return we made 186, securing the minor premiership.

### **Semi Final**

The club's success in achieving 3 home semis (plus first grade away to Uni), pushed our semi to Uni number two. West's 2 won the toss and batted on a good Uni deck. An early run out got the boys up and about, but West's are a side full of grit and they grinded to 180. Kaidyn took 3 wickets and bowled with real control, as Ajay and Dan Larke also chipped in with 2 apiece.

An overnight downpour resulted in both a delayed start and a bit of dampness in the pitch. This, combined with West's tight bowling and strong pressure in the field, placed enormous strain on the boys. Ashwin nicked off early, but with Ajay and Dan Larke looking solid and settled, the boys relaxed. However Dan was soon run out (the royal commission as to who is to blame is still ongoing), Nathan was trapped LBW, and when the spiritual leader nicked a straight one we were 4/50. Ajay was then dropped by the opposing skipper and we reached tea 4/67. Ajay was caught soon after tea (24 off 127) to leave us teetering at 5/81. Dan Cook was the next to go as it became 6/88. Paddy Cotter joined the skipper and showed plenty of courage with the bat, but was dismissed in controversial circumstances. At 7/110, the win was no longer a thought. Kaidyn fell for catch of the year and at 8/115 and in fading light Harry Willmington strolled out to partner the skipper. Light was fading fast and when the floodlights came on soon after, the umpires called time. Whilst not the win we were hoping for, a draw was a magnificent achievement with the pressure that was placed on the boys as the day went on.

### **Grand Final**

The final game of the year was also the first time in the season the boys were at Yoku Rd. Toombul were the opponents after they had held on against a fast finishing Wynnum Manly.

#### **Day 1 & 2**

Weather unfortunately was to play a significant role in this game. With a downpour on Friday, the pitch could not be brought up to speed in time for play on Saturday. Gibbo and Mitch worked tirelessly to ensure the pitch was right for Sunday but this time the outfield was simply unplayable. It would all come down to the final two days of the season.

#### **Day 3 & 4**

That was until Ex STC Debbie intervened. Thursday night saw Brisbane pummelled with rain and the odds of any play looked remote over the second weekend. The Toombul boys were kind enough to bring their own equipment on the Friday to ensure the outfield would be playable, and also to educate Gibbo on the finer points of rolling a pitch. Saturday saw the pitch playable and the skipper finally won a toss and bowled, but when 70kg Dan Larke almost lost his ankle to the pitch in the second over, play was abandoned for safety reasons.

The final Sunday became a shootout as Toombul attempted to blast their way to a score, then dismiss us to claim the first innings win they required. Kaidyn took 3 wickets to continue his good form in the finals and Harry Collier bowled through the pain of a side strain to claim 3 crucial wickets and restrict Toombul to 176.

Dan Larke looked superb with 36 in reply and along with Nathan Francis (49) the boys made good progress into their target. However Toombul's skipper rose for the occasion and took the first four wickets as the Toombul boys got their tails up.

But as experience had got the boys over the line in the semi, it was the young guys who stood up tallest when it was required at the end. Dan Cook showed great fortitude and technique. As the result was teetering at 6/130, Paddy Cotter and Harry Collier showed great resolve under immense pressure to steer us home until bad light again stopped play. When the umpires removed the bails, Valleys were 6/153 and Premiers.

A premiership is always special, but to share it with a group of mates such as these lads made it all the more memorable. With 7 of the 12 selected under 21, this was also a team that will be a significant part of the future of the club.

### **The Team**

Ajay Samvedi - Such a crucial part of our success. Not only were his runs and wickets vital, but his enthusiasm and competitive nature was a driving force in ensuring high standards in a long season.

Dan Larke - Hopefully the first of many seasons at the club. Another allrounder who did the job with bat and ball, his approach at the top of the order set the tone for many of our innings after Christmas.

Brodie Saw - The spiritual leader. A veteran who led the charge with runs before Christmas, he was kind enough to let others score the runs for him afterwards. Luckily others dragged him to a premiership.

Jim Whyte - Jim was brilliant to have on board again this year. He played when needed and was happy for the younger guys to get a game when not required. His skill with the new ball was much needed at times.

Nathan Francis - When not getting trapped LBW, Nathan was a destructive force in the middle order for us. His back to back hundreds, plus his 49 in the grand final took up the deadweight that Brodie created after Christmas.

Harry Collier - H Coll was brilliant with the ball early in the season before his well earned call up to 4s. When he returned for the grand final, he was brave with bat and ball and a crucial reason we have a premiership cup.

Harry Willmington - Wilmo's hard work was rewarded late in the season, his accuracy with the new ball essential in restricting teams. Hopefully now injury free, next year should be a breakout year for him.

Fergus Rees - Unfortunately for Ferg he was struck down with illness at the wrong time of the year and then when selected it rained. There is no doubt that through his willingness to bat for the team we would have been much more comfortable in the Semi and Grand Final. One of the best fielders at the club, and chronically under bowled by the skipper, Ferg will be a cornerstone of this club for a long time to come.

Kaidyn Brown - 3 premierships in 3 years, Kaidyn brings so much to any cricket team he plays in. He can change a game with bat or ball, and his fielding saves 15 runs an innings. A good bloke with questionable facial hair, his consistency throughout the year bodes well for next year.

Paddy Cotter - Paddy's improvement over the course of the season is a credit to how he applied himself at training and during games. His glovework was the best I have seen in 5th grade in a long time, while his grit with the bat came to bear in both finals. His continued hard work will only see greater success.

Dan Cook - Cookie might not have been the most vocal member of the side, but his courage and persistence with the bat was crucial to our success after Christmas. Like Paddy, his work ethic at training was immense, and it paid dividends. His bowling, although inconsistent, was at times unplayable.

Hayden Whyte - Dos showed the technique and temperament early on in the season to have a big future at this cricket club. Looking forward to many more seasons and many more big scores from you.

James Wallington - For the lack of talk in the side courtesy of Dos and Cookie, Wallo made up for them and some. His ability to impart wisdom on the opposition is unmatched. Luckily he can back it up, his bowling was a match winning option for us on more than one occasion. Like so many others in this team, his skill and hard work at training bodes well for the club.

Throughout the season we were also privileged to have Charlie Best, Adam Ball, Stu Wilkinson, Mitch Farley, Benny Hayter, Blighton Pendergast, Gav Brown, Ashwin Raj, Trent Jones, Will Garkse, Cal Tolhurst, Matt Kennedy, Jimmy O'Conner, Matt Taylor and Marty Blackman play with us.

To Mitch and Gibbo, your efforts in preparing the grounds for the Grand Final were immense. Pat Culpan- thanks for scoring, but also thanks for all your efforts right across the club. To Matty, Bob, Clinton and Jon, well done not only on your respective seasons but for being so easy to deal with on selections. Finally to Brad Murphy, thanks for all your efforts in your first season at the club. The boys enjoyed your coaching and guidance throughout the season and a large part of the success of the club this season is down to you.

Cam Skinner



Fifth Grade Premiers.



## FIFTH GRADE PREMIERSHIP STATISTICS

|                 |   |
|-----------------|---|
| Premiership:    | Premiers  |
| Matches played: | 16: Won 1st innings 10, Drawn 3, Lost 1st innings 3 |
| Records:        | Nil   |

### Fifth Grade Batting

| Player         | Matches | Innings | Not Outs | Best Score | 100s | 50s | Runs | Average | Catches/Stumpings |
|----------------|---------|---------|----------|------------|------|-----|------|---------|-------------------|
| NM Francis     | 12      | 13      | 1        | 106        | 2    | 1   | 413  | 34.42   | 4/-               |
| AM Samvedi     | 11      | 13      | 1        | 68         | -    | 3   | 393  | 32.75   | 5/-               |
| DG Larke       | 10      | 9       | -        | 139        | 1    | -   | 323  | 35.89   | 1/-               |
| BA Saw         | 8       | 8       | 2        | 102        | 1    | 1   | 309  | 51.50   | 4/-               |
| CM Skinner     | 15      | 15      | 4        | 48*        | -    | -   | 273  | 24.82   | 9/-               |
| KC Brown       | 14      | 13      | 3        | 64*        | -    | 1   | 255  | 25.50   | 6/-               |
| DJ Cook        | 15      | 16      | 4        | 47*        | -    | -   | 242  | 20.17   | 7/-               |
| HG Whyte       | 7       | 7       | -        | 63         | -    | 1   | 168  | 24.00   | 3/-               |
| FL Rees        | 9       | 8       | 2        | 40         | -    | -   | 135  | 22.50   | 3/-               |
| HJ Collier     | 5       | 6       | 3        | 46*        | -    | -   | 98   | 32.67   | 2/-               |
| WA Garske      | 8       | 9       | 1        | 28         | -    | -   | 97   | 12.12   | 10/2              |
| BA Pendergast  | 3       | 3       | -        | 44         | -    | -   | 86   | 28.67   | 2/-               |
| MJ Farley      | 4       | 6       | -        | 41         | -    | -   | 81   | 13.50   | 1/-               |
| GC Brown       | 1       | 1       | -        | 70         | -    | 1   | 70   | 70.00   | -/-               |
| ST Wilkinson   | 3       | 3       | -        | 37         | -    | -   | 68   | 22.67   | 2/-               |
| AL Ball        | 7       | 6       | 3        | 29*        | -    | -   | 67   | 22.33   | 1/-               |
| LJ Tindall     | 4       | 2       | -        | 31         | -    | -   | 52   | 26.00   | 2/-               |
| BM Hayter      | 4       | 4       | -        | 17         | -    | -   | 41   | 10.25   | -/-               |
| JD O'Connor    | 2       | 2       | -        | 19         | -    | -   | 33   | 16.50   | 1/-               |
| PW Cotter      | 8       | 5       | 1        | 17*        | -    | -   | 28   | 7.00    | 11/6              |
| JR Whyte       | 6       | 2       | 1        | 26*        | -    | -   | 26   | 26.00   | -/-               |
| CJ Tolhurst    | 1       | 1       | -        | 20         | -    | -   | 20   | 20.00   | -/-               |
| KPV Lewis      | 2       | 1       | 1        | 16*        | -    | -   | 16   | -       | -/-               |
| NM Ephraims    | 2       | 1       | -        | 14         | -    | -   | 14   | 14.00   | 3/-               |
| HP Willmington | 6       | 2       | 1        | 4          | -    | -   | 7    | 7.00    | 7/-               |
| TC Jones       | 2       | 2       | -        | 4          | -    | -   | 5    | 2.50    | 1/-               |
| JJ Wallington  | 6       | 3       | 1        | 2          | -    | -   | 4    | 2.00    | 6/-               |
| MW Thomas      | 1       | 1       | -        | 3          | -    | -   | 3    | 3.00    | -/-               |
| AE Raj         | 1       | 1       | -        | 2          | -    | -   | 2    | 2.00    | 1/-               |
| MT Blackman    | 1       | 1       | -        | 1          | -    | -   | 1    | 1.00    | -/-               |
| MJ Kennedy     | 1       | 1       | 1        | 0*         | -    | -   | -    | -       | -/-               |
| AC Lynch       | 1       | 1       | -        | 0          | -    | -   | -    | 0.00    | -/-               |
| CB Best        | 3       | -       | -        | 0          | -    | -   | -    | -       | 1/-               |
| B Badendorst   | 1       | -       | -        | 0          | -    | -   | -    | -       | -/-               |
| BJ Cook        | 1       | -       | -        | 0          | -    | -   | -    | -       | -/-               |
| NM McGill      | 1       | -       | -        | 0          | -    | -   | -    | -       | -/-               |
| AN Pine        | 1       | -       | -        | 0          | -    | -   | -    | -       | 1/-               |
| ML Taylor      | 1       | -       | -        | 0          | -    | -   | -    | -       | 1/-               |



Grade Presentation Dinner: Fifth Grade Premiers.



### Fifth Grade Bowling

| Player         | Overs | Maidens | Runs | Wickets | Average | Best | 5 Wkts. |
|----------------|-------|---------|------|---------|---------|------|---------|
| AM Samvedi     | 142.2 | 31      | 358  | 28      | 12.79   | 7-72 | 2       |
| KC Brown       | 146   | 36      | 479  | 22      | 21.77   | 4-31 | -       |
| DG Larke       | 114   | 33      | 267  | 22      | 12.14   | 5-25 | 1       |
| JJ Wallington  | 57.5  | 9       | 223  | 17      | 13.12   | 7-27 | 1       |
| DJ Cook        | 66.2  | 6       | 358  | 16      | 22.38   | 4-31 | -       |
| HJ Collier     | 69.5  | 14      | 183  | 11      | 16.64   | 4-26 | -       |
| AL Ball        | 55    | 11      | 160  | 7       | 22.86   | 3-33 | -       |
| LJ Tindall     | 30    | 14      | 57   | 7       | 8.14    | 4-15 | -       |
| CB Best        | 24    | 6       | 62   | 7       | 8.86    | 3-16 | -       |
| JR Whyte       | 36    | 6       | 115  | 6       | 19.17   | 3-12 | -       |
| HG Whyte       | 16    | 3       | 54   | 4       | 13.50   | 2-13 | -       |
| HP Willmington | 51.2  | 13      | 143  | 3       | 47.67   | 1-32 | -       |
| AN Pine        | 19    | -       | 73   | 2       | 36.50   | 2-73 | -       |
| TC Jones       | 17    | 8       | 27   | 2       | 13.50   | 2-13 | -       |
| MT Blackman    | 15    | 2       | 38   | 2       | 19.00   | 1-16 | -       |
| FL Rees        | 12    | 4       | 61   | 2       | 30.50   | 2-15 | -       |
| NM Ephraims    | 14    | 1       | 68   | 1       | 68.00   | 1-40 | -       |
| NM Francis     | 13    | 7       | 10   | 1       | 10.00   | 1-5  | -       |
| B Badenhorst   | 7     | 2       | 9    | 1       | 9.00    | 1-9  | -       |
| MJ Kennedy     | 7     | 1       | 16   | 1       | 16.00   | 1-16 | -       |
| BM Hayter      | 4     | -       | 19   | 1       | 19.00   | 1-19 | -       |
| BA Saw         | 3.4   | 2       | 5    | 1       | 5.00    | 1-0  | -       |
| CM Skinner     | 3     | -       | 26   | 1       | 26.00   | 1-9  | -       |
| BA Pendergast  | 1     | -       | 8    | 1       | 8       | 1-8  | -       |
| AC Lynch       | 8     | 1       | 32   | -       | 0       | 0-32 | -       |
| MW Thomas      | 7     | 2       | 22   | -       | 0       | 0-4  | -       |
| ST Wilkinson   | 7     | 4       | 31   | -       | 0       | 0-31 | -       |
| KPV Lewis      | 6     | 2       | 17   | -       | 0       | 0-17 | -       |



Fifth Grade batting average winner Brodie Saw with Grant Mitchell.

**FIFTH GRADE FINAL  
VALLEY v TOOMBUL**

**25, 26 March & 1, 2 April 2017, Norm McMahon Oval, Ashgrove**

| <b>Toombul Batting</b> | <b>First Innings</b>            | <b>Runs</b> | <b>Second Innings</b> | <b>Runs</b> |
|------------------------|---------------------------------|-------------|-----------------------|-------------|
| C Hyndes               | b. HP Willmington               | 15          |                       |             |
| DL Hartley             | c. BA Saw b. DG Larke           | 16          |                       |             |
| J Henderson            | c. HP Willmington b. KC Brown   | 37          |                       |             |
| DA Mills               | c. HP Willmington b. KC Brown   | 16          |                       |             |
| C Jackson              | st. PW Cotter b. JJ Wallington  | 72          |                       |             |
| L Willaton             | lbw b. KC Brown                 | 0           |                       |             |
| H Poteri               | lbw b. HJ Collier               | 5           |                       |             |
| M Hussey               | c. HP Willmington b. HJ Collier | 0           |                       |             |
| M Stimpson             | lbw b. HJ Collier               | 0           |                       |             |
| BN Wickham             | b. JJ Wallington                | 7           |                       |             |
| J Croon                | not out                         | 4           |                       |             |
| R Wilson               | dnb                             |             |                       |             |
| MJ Lynn                | dnb                             |             |                       |             |
|                        | Extras (nb 1, w 0, b 0, lb 3)   | 4           |                       |             |
|                        | <b>TOTAL</b>                    | <b>176</b>  |                       |             |

| <b>Valley Bowling</b> | <b>First Innings</b> |              |             |              | <b>Second Innings</b> |              |             |              |
|-----------------------|----------------------|--------------|-------------|--------------|-----------------------|--------------|-------------|--------------|
|                       | <b>Overs</b>         | <b>Mdns.</b> | <b>Runs</b> | <b>Wkts.</b> | <b>Overs</b>          | <b>Mdns.</b> | <b>Runs</b> | <b>Wkts.</b> |
| HP Willmington        | 12.0                 | 1            | 32          | 1            |                       |              |             |              |
| DG Larke              | 9.0                  | 2            | 28          | 1            |                       |              |             |              |
| KC Brown              | 8.0                  | 1            | 36          | 3            |                       |              |             |              |
| HJ Collier            | 10.0                 | 1            | 50          | 3            |                       |              |             |              |
| JJ Wallington         | 4.5                  | 0            | 27          | 1            |                       |              |             |              |

| <b>Valley Batting</b> | <b>First Innings</b>         | <b>Runs</b>  | <b>Second Innings</b> | <b>Runs</b> |
|-----------------------|------------------------------|--------------|-----------------------|-------------|
| DG Larke              | c. L Willaton b. BN Wickham  | 36           |                       |             |
| AM Samvedi            | lbw b. BN Wickham            | 8            |                       |             |
| BA Saw                | c. J Croon b. BN Wickham     | 5            |                       |             |
| NM Francis            | b. J Croon                   | 49           |                       |             |
| CM Skinner            | c. L Willaton b. BN Wickham  | 9            |                       |             |
| DJ Cook               | c. M Hussey b. BN Wickham    | 20           |                       |             |
| PW Cotter             | not out                      | 17           |                       |             |
| HJ Collier            | not out                      | 7            |                       |             |
| FL Rees               | dnb                          |              |                       |             |
| KC Brown              | dnb                          |              |                       |             |
| JJ Wallington         | dnb                          |              |                       |             |
|                       | Extras (nb 0, w 0, b1, lb 1) | 2            |                       |             |
|                       | <b>TOTAL</b>                 | <b>6/153</b> |                       |             |

| <b>Toombul Bowling</b> | <b>First Innings</b> |              |             |              | <b>Second Innings</b> |              |             |              |
|------------------------|----------------------|--------------|-------------|--------------|-----------------------|--------------|-------------|--------------|
|                        | <b>Overs</b>         | <b>Mdns.</b> | <b>Runs</b> | <b>Wkts.</b> | <b>Overs</b>          | <b>Mdns.</b> | <b>Runs</b> | <b>Wkts.</b> |
| J Croon                | 15.0                 | 7            | 24          | 1            |                       |              |             |              |
| M Stimpson             | 12.0                 | 4            | 37          | 0            |                       |              |             |              |
| BN Wickham             | 12.0                 | 3            | 32          | 5            |                       |              |             |              |
| H Poteri               | 10.0                 | 1            | 54          | 0            |                       |              |             |              |
| C Jackson              | 2.0                  | 2            | 0           | 0            |                       |              |             |              |
| C Hyndes               | 1.0                  | 0            | 4           | 0            |                       |              |             |              |

**Match Result:** Match Drawn  
**Toss Won by:** Valley (elected to bowl first)  
**Captains:** CM Skinner (VDCC) & BN Wickham (Toombul)  
**Valley Man of Match:** DG Larke  
**Umpires:** Ian Barsby & Ken Gibson  
**Valley Scorer:** Pat Culpan



# VALLEY DISTRICT CRICKET CLUB

AFFILIATED WITH THE QUEENSLAND CRICKET ASSOCIATION

ESTABLISHED 1897



## ROY TANNER SHIELD (FIFTH GRADE) PREMIERS 2016/2017

**Back Row:** Pat Culpin (Chairman), Nathan Francis, Jim Whyte, Hayden Whyte, Harry Collier, Harry Willmington, Grant Mitchell (Secretary).

**Front Row:** Kaidyn Brown, Daniel Larke, Brodie Saw, Cameron Skinner (Capt), Paddy Cotter, Ajay Samvedi, Fergus Rees.

**Absent:** Daniel Cook, James Wallington, Brad Murphy (Club Coach).

## SIXTH GRADE – The WEP Harris Shield

|                       |               |
|-----------------------|---------------|
| Wynnum/Manly          | 167.19        |
| Northern Suburbs      | 162.99        |
| <b>Valley (1)</b>     | <b>146.89</b> |
| Redlands (1)          | 146.31        |
| <b>Valley (2)</b>     | <b>140.30</b> |
| Sandgate - Redcliffe  | 129.20        |
| University of QLD (2) | 120.26        |
| Toombul               | 108.17        |
| Redlands (2)          | 108.00        |
| Western Suburbs       | 88.55         |
| South Brisbane        | 81.41         |
| University of QLD (1) | 54.84         |

### Sixth Grade (No. 1) Captain's Report: Clinton Kempnich

A different season for the 6<sup>th</sup> graders. Not one home game. Never thought we would be longing for a game at Mitchy, but with number three oval out of action, we clocked up kilometres around SEQ for “home” games. The standout was Toombul vs Valleys at Limestone Park (Ipswich .... go figure) on the hottest weekend in a decade. Two of the Brisbane foundation clubs paying each other in another city seems crazy, but underlines how few grounds are left to play cricket on. They are disappearing at an amazing rate (CA & QC please note).

Despite this, our team truly enjoyed their cricket. The comment that drove this home was after a game at Sandgate when the clubhouse had closed and we decided to go to the local watering hole. A few of the young blokes came along and one said “You know, I have played a lot of cricket and in some pretty highly regarded teams, but never in a team where they enjoyed each other’s company so much and were happy to have a chat after the game.” Yes, and that’s why we play.

The makeup of the side was different this season, with a few familiar faces. My support crew of Prickle and Stu were again immense help in running the show. The product offered in this grade is outstanding and should not be underrated or devalued by desk jockey cricket savants who view lower grades as social cricket and watch most of their cricket from a corporate box. I am sure a lot of decision makers who control the money have not even seen a club ground, let alone a dusty State School synthetic wicket that we have to beg to play on for 4 hours a week. That is if some soccer club has not done a deal first.

“Grass roots cricket”, a term thrown around liberally is not First Class and First Grade. Have a look at our 1’s and 2’s sides and see how many began their journey in the bottom grade (and are better cricketers for it). The development and mentoring of players is valued by all who observe it at close hand. Don’t forget that if you enjoy the game you come back, even if you only ever peak at a middle grade. Enjoy your play, the mates, the experience and play to be as good as you can be and get better with the skillset you have. Celebrate a win and lose graciously. Celebrate a teammate’s success even if your game was not your best.

A great part of this is understanding the game and game awareness, which is heavily developed by playing with such knowledgeable senior players who are willing to share their experience with new players. The average age of the side was lowered by the inclusion of Christian Murphy, who at a very young 14 fitted into senior cricket like an old hand. Our side was certainly older than in previous years with most of the apprentices playing higher now.

We also had Brad “Spud” Murphy play in this side. Brad was great to have around and loves to wack ‘em. He is a hands on coach that has breathed new life into training sessions and caters for all levels. The level of fun and development that is on offer for all grades, coupled with expert coaching advice is second to no club. A terrific atmosphere exists at club training and no doubt this transferred to our overall club success on field.

Without giving a round by round description I will highlight a few moments (plus player descriptions) that were worth remembering...

Matt (I am injured again) Kennedy hitting a six over long on and taking a catch at long on to dismiss a dangerous UQ player in a crucial one dayer when we thought he was nearly blind. Hope to see you back fully fit and not deployed next season mate.

Christian getting 48, his highest score ever and smiling for the next 4 hours straight. Christian gained more confidence and both his batting and keeping improved with every outing. A player to watch over the coming seasons for sure.

Michael “Prickle” Shinnick belting sixes everywhere most games, sometimes after zero sleep following a 2 day shift. Prickle really falls under the banner of “legend”. He gets on with the game with no fuss and whenever he speaks everyone listens. His batting moved up another notch this year when asked to open. Hard ball and fast hands and long levers meant some great starts for us. His hundred at Wynnum in the early round was a highlight, especially after a leg side catch was turned down and the bowler then punched the ground in front of Prickle and yelled several audible obscenities back at the umpire, Prickle never stopped smiling at him, never said a word and then hit the next ball for a massive six into the everglades.

Stuart Rees has an incomparable ability to see the positive in every situation, except when playing a certain bayside club (not Sandgate or Redlands). A great mover in the field with great hands at slip. Patient batting always meant we could rely on a solid start. Another one of the tacticians that make my job as captain an enjoyable one.

Brad “Spud” Murphy hitting the first 2 balls of our Souths innings into the creek when the rain was coming and we were chasing a win, plus his imaginative fielding positions and his ability to win and lose graciously. Brad has more stories about club cricket in Brisbane than anyone. I thoroughly enjoyed reminiscing over an amber ale after most games.

Stu “Wilko” Wilkinson: can bat field and bowl. New to VDCC but after figuring out the old guys, quickly became a solid unit in this side. Looking forward to Wilko getting more opportunities next season.

Conor Rees: glimpses of his solid batting last season progressed to seeing him rip some attacks apart. Some great innings that either saved us or just killed sides off. His leggies were again of great accuracy and he still has the fastest arm ball in the modern game. Some say clocked at 141kph!

Kyle Coleman has become a potent force with bat and ball for us and was bankable at both. Played some brutal knocks and was a key wicket taker for us with good economy. Hope you can stay away from "sandpits" and be back next season mate.

Brendan Badenhorst is a good example of someone who loves to play and is a great team man. One of the quietest men on field ever, but does a great job when called on to bowl. Has a knack of nicking people out with his subtle changes. Brendan can always be relied on to produce a key innings and his batting keeps getting better.

Marty Blackman came back to this side after Xmas and drives himself and the team to the next level. A fierce competitor who will find a way to get runs and wickets.

Blyton Pendergast or "Enid" is another bloke who every captain would love to have in their side. Never complains and is one the best fielders I have ever played with. His batting is always solid and puts a high price on his wicket.

Hicksy... Jimmy loves to bat and shows how it's done on most occasions, pretty to watch and a gentleman to have in the side. An example of how not to treat a junior talent. Jim can bowl a rapid ball but his batting as a youngster was relegated to 10 or 11 status and not developed. Now Jim plays because he likes to play and enjoys a side that supports each other. Fun Factor 101. A reluctant bowler nowadays, but still capable of an assassin role in short bursts when needed. Consistently fired batters out and took out the grade bowling average.

I hope we see other players back next season like Rory, Ben, Benny, Jack O, Jack W and Reece, who all have a lot to offer.

As the season unfolded we found ourselves scrapping in most games and winning or losing by narrow margins. By Christmas we were not looking like a finals chance due to a couple of negative draws set up by our opponents. Draws are sometimes worth less points than a loss. With game awareness and great team efforts we were able to string together an almost faultless post-Christmas run to the end of the season.

So eventually we made it to semi-final vs Norths. We and the Norths crew have a terrific on field and off field camaraderie due to their captain (PK). These games are always solid but without drama. We lost the toss and batted on a wicket that had been handicapped for preparation due to the wet few days preceding. We made 170 that was close to par, but still gettable by most teams. We knew we were good at strangling sides and that we could make this a hard target to reach. A couple of quick wickets and we went to the dressing trees (no room) end of day one with Norths 2-for.

Overnight heavy rain had us all worried. Norths were outstanding in their spirit and had all hands on deck to help get us on. The foreman Marty B was instrumental in organising the work roster of all 22 players to ensure play got started. Still lots of overs left and someone was going to win not draw from here.

We toiled hard with a nibbling a wicket here and there with some very accurate bowling. The reluctant bowler Hicksy claimed two quick wickets and probably had PK out 3 times, with the ball missing off and leg stump (but going through the middle). Sometimes known as the "ex FC or FG" player rule, this means they can't be out LBW. I digress.

We were basically cruising to a win when the number 11 for Norths comes to the wicket and with nothing to lose, started bombing. We all kept thinking "don't worry he will just get out", but as the runs flowed it became very intense. Thankfully Blyty "best hands ever" was under a high ball off Conor to end what was a great game played in great spirits. The camaraderie between these sides was evident as we all hung around and chatted with the Norths boys for several hours.

The Grand Final. We were to play Wynnum Manly who were always going to be tough. With an ex FG grader smacking a hundred each time he appeared in the handful of games he played, it was no surprise that he was magically recalled for the final after hardly appearing after Xmas. However the wet weather was the biggest threat.

Wynnum finished on top of the ladder and to those unsure of the finer points, this means they can host the final. Alas the ground they chose is on reclaimed swamp (true) and is perhaps the worst drying field in Brisbane Grade Cricket (and it's a First Grade oval too). Their other 2 ovals were dry and playable with no one on them. First weekend half the field was fine, wicket great but the other half was like quicksand. No drying equipment was sighted but how do you drain a swamp at high tide?

We decided to come back Sunday and nothing had changed even though no rain had fallen. Hard to get a field to drain when it is enclosed by a brick wall similar to a dam. So two days gone and not a ball bowled. The forecast was not good, but the words of the WM groundsman/player stuck in my head "if we have any rain here at all you won't play next week either".

For Friday they had forecast a "rain event" (a new catchphrase among hipster weathermen it seems) and it fell down big time, with Saturday and Sunday beautiful days. I was sent a picture of the ground Saturday morning which I thought was Sydney Harbour. I actually thought it was a joke and was looking for the photoshopped Manly Ferry making its way to Circular Quay.

So not a ball bowled in four days with games progressing elsewhere in Brisbane on dry grounds. I think it was still underwater in June, as I saw an America's Cup qualifier scheduled for that ground. As they say you can't control things that are out of your control.

I am sure those who look at these things may consider that other options could be used in similar events, but that would mean someone would have to actually take a look, consult and make a decision about changing rules. Not something that readily happens at actual grass roots level. I was told by a cricket buff that since 4 day finals have been played in Brisbane (early 70's), this was the first one where not a ball was bowled in four days.

Bad luck for 4ths who got caught on a sticky and congrats to Skin's 5ths for hard fought win on the final day. Your youngsters really showed some grit. I have seen plenty of sides "take the gas" in similar situations but the diehard spirit was very evident.

Well done to Matt Walter as Chairman of Selectors. He understood players and their roles and put in a top effort. Thanks to the Senior Committee that manages our great club. The proof is in the pudding as they say. We have a happy, successful club that focuses on the important stuff.

Thanks to all of those who came through this grade and to our extended cricket family of wives, partners, dads & mums, who add to the enjoyment of the game. I am very lucky to be able to call those I play cricket with my friends. This is why I turn up every week. Thank you all.

Clinton Kempnich

Postscript (by Stu Rees):

Clinton “George” Kempnich. So modest is our skipper that he submitted this report without a single mention of his contribution to the side this season.

Fiercely competitive, George plays to win but not to win at any cost. Once again this season, George made the final call on recalling two opponents who were the recipients of lower grade “howlers”.

As always, George bowled with monotonous accuracy, taking his 800th grade wicket for the club against TDCC at Limestone Park, Ipswich.

George gave so much of himself to the team and the Club this season it is hard to imagine there is more to give, but I am pleased to learn that there is at least one more season in him. This is great news for the game and for the next crop of young cricketers transitioning to senior cricket.

Thanks for the season, George.



Michael Shinick meets West Indian legend Gordon Greenidge during the Golden Oldies Tour of Caribbean.

### SIXTH GRADE (No. 1) PREMIERSHIP STATISTICS

|                 |  |
|-----------------|--|
| Premiership:    | 3rd, Grand Final washed out  |
| Matches played: | 15: Won outright 1, Won 1st innings 9. Drawn 2, Lost 1st innings 3 |
| Records:        | Nil  |

#### Sixth Grade (No. 1) Batting

| Player         | Matches | Innings | Not Outs | Best Score | 100s | 50s | Runs | Average | Catches/Stumpings |
|----------------|---------|---------|----------|------------|------|-----|------|---------|-------------------|
| ML Shinnick    | 15      | 15      | 1        | 137        | 1    | 5   | 548  | 39.14   | 2/-               |
| JJ Hicks       | 13      | 14      | -        | 92         | -    | 4   | 415  | 29.64   | 10/-              |
| SA Rees        | 15      | 18      | 2        | 94         | -    | 1   | 291  | 18.19   | 7/-               |
| BA Pendergast  | 12      | 12      | 1        | 69         | -    | 1   | 251  | 22.82   | 5/-               |
| BJ Murphy      | 10      | 10      | 1        | 70         | -    | 2   | 250  | 27.78   | 3/-               |
| MT Blackman    | 7       | 8       | -        | 88         | -    | 1   | 246  | 30.75   | 2/-               |
| KJ Coleman     | 8       | 7       | 1        | 63         | -    | 2   | 225  | 37.50   | 3/-               |
| B Badenhorst   | 14      | 16      | 1        | 60         | -    | 1   | 219  | 14.60   | 10/-              |
| CD Murphy      | 14      | 14      | 7        | 57*        | -    | 1   | 171  | 24.43   | 15/1              |
| CIF Rees       | 15      | 14      | 3        | 55         | -    | 1   | 153  | 13.91   | 10/-              |
| FL Rees        | 6       | 7       | -        | 48         | -    | -   | 100  | 14.29   | 2/-               |
| ST Wilkinson   | 6       | 4       | -        | 23         | -    | -   | 44   | 11.00   | 5/-               |
| HP Willmington | 4       | 3       | 2        | 31*        | -    | -   | 33   | 33.00   | 1/-               |
| CF Kempnich    | 14      | 11      | 5        | 9          | -    | -   | 30   | 5.00    | 6/-               |
| JP O'Neill     | 1       | 1       | -        | 27         | -    | -   | 27   | 27.00   | -/-               |
| RZ Wenzel      | 3       | 5       | 1        | 17         | -    | -   | 24   | 6.00    | 4/-               |
| BM Hayter      | 3       | 2       | -        | 14         | -    | -   | 22   | 11.00   | -/-               |
| MJ Kennedy     | 5       | 2       | 1        | 12*        | -    | -   | 20   | 20.00   | 1/-               |
| DG Larke       | 1       | 1       | -        | 10         | -    | -   | 10   | 10.00   | 1/-               |
| AA Coolwell    | 1       | 1       | 1        | 7*         | -    | -   | 7    | -       | -/-               |
| BA Heppell     | 1       | 1       | -        | 5          | -    | -   | 5    | 5.00    | -/-               |
| XL Thornton    | 1       | 1       | -        | 5          | -    | -   | 5    | 5.00    | -/-               |
| BJ Fitzgerald  | 3       | 2       | -        | 4          | -    | -   | 4    | 2.00    | 1/-               |
| RG Campbell    | 2       | 1       | -        | 0          | -    | -   | -    | 0.00    | -/-               |
| JJ Wallington  | 2       | -       | -        | 0          | -    | -   | -    | -       | -/-               |
| JK Willis      | 1       | -       | -        | 0          | -    | -   | -    | -       | -/-               |

#### Sixth Grade (No. 1) Bowling

| Player         | Overs | Maidens | Runs | Wickets | Average | Best | 5 Wkts. |
|----------------|-------|---------|------|---------|---------|------|---------|
| B Badenhorst   | 141   | 35      | 378  | 28      | 13.50   | 5-24 | 1       |
| CIF Rees       | 173.5 | 38      | 548  | 24      | 22.83   | 4-26 | -       |
| CF Kempnich    | 178   | 70      | 350  | 22      | 15.91   | 4-48 | -       |
| JJ Hicks       | 100   | 30      | 207  | 22      | 9.41    | 4-1  | -       |
| KJ Coleman     | 75    | 32      | 126  | 16      | 7.88    | 4-6  | -       |
| MT Blackman    | 98    | 33      | 174  | 15      | 11.60   | 2-5  | -       |
| MJ Kennedy     | 44.2  | 10      | 102  | 5       | 20.40   | 3-29 | -       |
| HP Willmington | 41    | 7       | 137  | 4       | 34.25   | 2-16 | -       |
| FL Rees        | 15    | 1       | 68   | 4       | 17.00   | 4-30 | -       |
| ST Wilkinson   | 23    | 8       | 64   | 3       | 21.33   | 2-23 | -       |
| JJ Wallington  | 15    | 2       | 44   | 3       | 14.67   | 3-35 | -       |
| BJ Fitzgerald  | 43    | 13      | 110  | 2       | 55.00   | 2-15 | -       |
| DG Larke       | 8     | 1       | 22   | 2       | 11.00   | 2-22 | -       |
| AA Coolwell    | 5     | -       | 13   | 1       | 13.00   | 1-13 | -       |
| BA Heppell     | 4     | 3       | 8    | 1       | 8.00    | 1-8  | -       |
| RG Campbell    | 3     | 2       | 2    | 1       | 2.00    | 1-2  | -       |
| JP O'Neill     | 6     | 3       | 9    | -       | 0.00    | 0-9  | -       |
| BA Pendergast  | 6     | 1       | 43   | -       | 0.00    | 0-1  | -       |
| JK Willis      | 6     | -       | 28   | -       | 0.00    | 0-28 | -       |
| BJ Murphy      | 1     | 1       | 1    | -       | 0.00    | 0-1  | -       |
| ML Shinnick    | 1     | -       | 1    | -       | 0.00    | 0-1  | -       |

## SIXTH GRADE (No. 2)

### **Sixth Grade (No. 2) Captain's Report: Jon Malone**

#### **Back again for another Premiership defence.....**

##### **Round 1 against Souths at Souths:**

In a very unusual start to a game, Valley 6(2) win the toss! Straight into bat for what hopes to be a long day in the shade. Five Premier Grade debutants for round 1 – Daniel Larke, Haydn Whyte, Aaron Brown, Brady Heppell, and Sam Malone.

The loss of 3 quick wickets (back to normal programming) saw a couple of Valley debutants at the crease – Daniel Larke 85 slightly in the shade of his (much) younger partner Haydn Whyte 86. Aply supported by Jadyne Bowe, stranded on 43\* after a declaration at 8/264.

Tidy bowling by A Brown (4/20 off 14), Larke 2/3, and Heppell (2/41) saw Souths all out for 114. The follow-on was enforced, and another cracking bowling and fielding effort to see Valley 6(2) start the Premiership defence in style with an outright win.

Daniel (I bowl a bit) Larke starred with the ball 7/26 off 13 overs. Sam Malone was cruelly robbed of his first scalp in Grade cricket after his butter fingered father dropped a sitter at mid-on in his second over. Anybody who's ever been "tea-potted" by their son, will know that the ride home that afternoon was a touch frosty. Luckily for Sam, Tolly Jnr took a screamer in the next over to give him his first wicket. To make matters even worse, Sam took the final catch of the game for the win. At mid-on. Off my bowling.

All is forgiven now though. It's a very moving experience to welcome another fine young man into the Valleys family, and all the more special when it's your own son. I'll be forever grateful to Valleys for that opportunity.

##### **Round 2: Against Toombul at Wynnum**

A long drive to our home game at Wynnum. Another couple of youngsters join the fray – welcome aboard Charlie Best, Jack Willis, Nick McGill, Patty Cotter and Manav Chhabra.

Lost the toss – bugger.

Over the last 3 years, 6(2) has prided itself on being tidy in the field, being able to restrict scoring and take regular wickets. Today was no exception. Malone Snr (2/22) and Best (2/59) got us off to a good start, before Willis (3/28), Micallef (2/47) and Malone Jnr (1/11) saw the visitors all out for 184.

The Tolhurst show got us off to a good start with the bat (25 for Jnr, 35 for Snr). Nick McGill made the most of his debut to score a fantastic and patient 76 off 146 balls. Support from Patty Cotter (40) got us over the line for a first innings win, and 20 overs left in the day to push for an unlikely outright win.

Whyte Snr thundering in off a long run scared the pants of our mates at Toombul – 5/9 off 9 overs wasn't quite enough to get us over the line though. Toombul hung on to avoid the outright (although at 8/35 and their captain retired hurt certainly provided an exciting finish and some useful bonus points).

##### **Round 3: Against Uni(1) at Mitchie**

Another lost toss – this is getting ridiculous. We welcome another youngster to the team today. Silver fox and media tart Trent Jones in his debut for 6(2).

A long day in the field with Uni just too good – all out for 248. Hard toil for the bowlers (best was Micallef with 4/79 off 14 overs and Malone Snr 2/41 off 18).

Callum Tolhurst 65, Paddy Cotter 37 and Matt Taylor 29 put up most of our fight, but 216 not good enough against a good opposition.

##### **Round 4: The Derby Part 1 at Northgate**

A beautiful day greets us at Northgate for the Derby, Part 1. George has amassed a fearsome bowling attack for what is usually a fairly dead wicket at Northgate, but doesn't faze the gallant 6(2) opening bats, and have no hesitation in batting first after the coin comes up in our favour.

A wonderful 111 from Callum Tolhurst, supported by Taylor 25 and McGill 26 get things off to a good start. Some lusty hitting by Whip 72 and Cotter 40 convince me to declare at 8/321.

An early wicket has the bowlers fired up, but some patient batting by their top order sees the game run out to a draw. Charlie the best of the bowlers with 2/37.

##### **Round 5: Against Wests at Wests**

Off to Wests without me this round – old man dodgy knees! Another win of the toss sees us bat first on a fairly ropery number 3 deck at Wests. G Brown steadies the ship after a few early wickets to top score with 33. Runs also to McFadden (18), Bowe (17) and Thomas on debut (17). Valley 6(2) all out for 106.

Pretty much left the bowling to the Marist Maulers; Thomas (5/28) and Zipf (3/12). Should also mention that "media tart" Jones took his first wicket for 6(2) and walked away with the first innings encouragement award. Wests all out for 87.

Week 2 welcomed a newly married Jimmy (ffs call me James) O'Connor back to the fold. Maybe not for long though with a mighty hitting display likely to attract the selectors attention. 103 from 85 balls. The two Matts (Taylor 26 and Thomas 31) also in the runs. We declare 5/184 with 40 overs left in the day.

Wickets to Ben Fitzgerald (3/6 off 6), Thomas (2/13) and our man Jonesy (2/13) see Valley back in the winners circle with an outright win late on day 2. I may not get the captains hat back if Bowe continues this form!

##### **Round 6: Against Redlands(1) at Mitchie.**

Back to the Valley 6(2) heartland at Mitchie. Oh how we've missed your bald outfield and cigarette holed covers.

Valley 6(2) bowled out for 130 off 33 overs, with the only resistance coming from stalwart McFadden (57), Cotter (18) and Whip (17).

The less said about what followed the better. Redlands chased down the score inside of 15 overs, losing just one wicket (T Jones, 1 wicket).

##### **Round 7: The Derby Re-Visited**

After being robbed of a certain victory in part 1, Valley 6(2) journeyed to Gibson Park for the return rubber. George won the toss, and batted.

Some great bowling early (Zipf 3/32, Thomas 4/12) had the hosts in trouble at 3/28. A rally in the middle order though saw a reasonable total posted, 8/155 off the allotted 40 overs.



A couple of early wickets in the 6(2) innings once again called for middle order fortitude. Gladly provided by Bowe (29 off 66 balls) and Cotter (29 off 68 balls). With the weather closing in (black, green and purple sky from memory) the umpires called it with 10 overs to go. 6(2) apparently cruising towards a famous victory with 7 wickets in hand, and just 56 runs in arrears.

The penguins (and Pat) brought forth great calculators in order to determine the outcome by DL. 6(2) by this stage retired to the bar to celebrate what would surely be win number 5 for the season. The result.....bonus point win to George. WTF?

Game played in great spirit with a bunch of young blokes showing us old blokes how to do it.

#### **Round 8: Against Wynnum at Mitchie**

Last round before Christmas, with a few of us older players looking forward to some time off (for golf).

A slightly overcast day, and a little rain overnight saw a couple of wet spots on the deck and a soggy in-field. Just the perfect conditions to bring out the worst in our friends from the East. A virtual mutiny ensued with several of the older Wynnum brigade (no names necessary – they know who they are) wanting to call it off. Cooler (younger) heads prevailed, and it was game on.

Wynnum won the toss and sent us in. No surprises there I guess. Tolly Senior top scored with 26, Lachy McRae back from cricket obscurity chipped in with 22, and Sammy Cope on debut with a patient 20. 6(2) all out for a respectable 152.

Some tidy bowling at the outset couldn't dislodge the openers. Aaron Brown the best of the bowlers with 2/27. Wynnum taking home the chocolates in the 28<sup>th</sup> over. Even with a win under their belts, I'll bet it was a miserable drive home.

#### **Round 9: Against Wynnum at Henry Z Oval**

A washout – guess who “forgot” to put covers on (refer above)

#### **Round 10: Against Redlands(1) at Redlands**

Our first Sunday game of the year on Peter Burge – always nice to play here. And home of the toastie!

A bit of weather around saw the game shortened to 28 overs. A good start from O'Connor 17, Taylor 19, and Jones 39 ably brought home by #9 Zipf (24 off 27). Valley posting a very competitive 137.

Another cracking bowling display from Zipf (2/3 off 3) and Fitzgerald (2/19 off 4) had the hosts in trouble early. A rain delay shortened the game to just 15 overs, and an impossible target of 82. Perhaps Messrs Duckworth and Lewis insane asylum scribbles are not meant for 6<sup>th</sup> grade?

Valley 6(2) win.

#### **Round 11: Against Redlands (2) at Redlands**

Another Sunday game, another packed lunch for a trip to Redlands. A little weather around again this week, so not surprised when Redlands won the toss and sent us in on a hard but green wicket. Their opening bowlers made short work of our top order – 2/6 off the first 4, before O'Connor (16) and Taylor (23) dug in. T Jones provided some support (21) before forgotten man Messery blasted a quick 56. Valley 6(2) all out for 164.

Wickets shared amongst the bowlers, with tidy spells from Zipf (2/23), Messery (2/25), Jones (2/1), and Fitzgerald (1/22). Redlands all out for 113 for a Valley 6(2) win, and time for an outright push with 65 overs left in the game.

It turned into the Lachy show, with 53\* to L1 (Messery) and 66\* to L2 (McRae). Valley 6(2) declared 5/158 with 32 overs left in the day and a big effort required from the bowlers to get our third outright of the season. Cometh the time, cometh the man – Trent Jones shows the young blokes how it's done with 4/8 off 9 overs (6 maidens), but time beats us and we fall just 3 wickets short. Valley 6(2) win first innings.

#### **Round 12: Against Norths at Mitchie**

The less said about the first innings the better – we won the toss and batted. Top scores Charlie Best (19) and Jon Malone (15). Chuck batted beautifully to dig us out of a very big hole. Mature and patient middle order batting at its finest. All out 105.

A long afternoon in the field, with Norths knocking up an impressive 227. Charlie put his hand up for BOG honours with 2/48 with the ball, supported by Malone 3/26. First innings to Norths.

Day 2 and a very different Valley 6(2) team (and a very different wicket to be fair). Valley 6(2) 7/225 declared. Horswill Jnr 46, C Best 39\* and McRae 25 the pick.

15 overs left in the day – maybe 17 if we hurry. I don't know about you, but these are my favourite game situations by a long shot. We shouldn't really have a chance. We can't possibly still be in this game can we? Maybe, just maybe....

Everybody is up and about, fielders running between overs, bowlers charging in, the slips cordon doing whatever it is that they do. Wicket keeper ..... doing wicket keeper stuff.

Charlie Best 3/33. Jon Malone 3/12, Lachy Messery 2/5. And we run out of light – Norths save it by just 2 wickets. Closest most of us have come to a first innings loss, outright win. And probably the most entertaining game of the season. Great game lads, even if it goes in the book as a loss.

#### **Round 13: Against Sandgate at Sandgate**

Another week, another away game, another long drive. Lucky for me I've got an app that teaches me how to swear in 6 different languages – it'll be useful for the upcoming Golden Oldies tour to Barbados, as well as for this game against the best blokes in the comp. Couldn't find the “dripping sarcasm” font, so please take it as read.

We need an outright to stay in the hunt for finals – we decide on an aggressive game plan, culminating in winning the toss and batting first. It's at that point that things start to skew – I promised not to mention that McFadden got out to their captain...but I can't help myself. McFadden got out to their captain! The ball reached its 16m peak about mid pitch, bounced twice, sweetly timed off the toe of the bat providing the most perfect catching practice seen in Sandgate for many, many years. Anyway, I digress. Pick of the batting Mitch Farley with a quick fire 39, McFadden 30 (out to their captain), and Bowe with 28. Valley 6(2) all out for 142.

The aggressive game style was obviously being reflected back at us, with Sandgate passing our score in the 28<sup>th</sup> over, and pressing on to lead after the first innings by 56 runs (10/198).

Deciding to press on with the game plan, the second innings provided more fireworks. Taylor 49, Messery 67, and Horswill Jnr steering us to 182, a lead of 126 with 16 overs left in the day.

Ugly is the only word that springs to mind. We lost 3 balls in the open drain that meanders through the grounds, and they passed our score for an outright win in the 16<sup>th</sup> and final over of the day.

**Round 14: Against Uni (2) at “God knows, I’ve never been here before either” Limestone Park**

Final round of the season, and down the Western freeway for another home game. Another toss win – result! Valley 6(2) will bat first.

After putting the boundary markers out, or in, as the case may be given there is a dirty great light pole at mid-on. The umpires seem concerned with our welfare, and go to great lengths to point out the 45m tall light pole at the start of every session. Risk Management at its finest – and also most useless.

Mitch Farley has taken the lions share of the season to warm up, top scoring with a chanceless 47\*, left stranded when his hapless captain spooned one to mid wicket. Sorry mate – pretty sure that’s 2 years in a row I’ve done that. Valley 6(2) all out for 123.

Lachy McRae decided that we were still mathematically a chance for finals, and wouldn’t give me the ball back. 12 overs straight - pushing off the light pole, charging in for the scariest spell of fast bowling seen in lower grades for years. 4/26 in a brutal spell of bowling. Charlie Best more than holding his own at the other end 3/27. Uni all out for 87.

A rare cameo from (G) Brown the elder saw some early fireworks on day 2, and proving he’s still got it - 109 off 76 balls. Matty Taylor had the best seat in the house up the other end, and managed a credible 28 off the same number of balls. The rest of us, unfortunately, crumbled. Valley 6(2) all out for 156 (yes you read that right).

That man McRae again – another dozen overs but couldn’t quite produce the heroics of the first innings finishing up 1/22. Charlie saving his Best (see what I did there) cricket for the second half of the season 3/49. Valley 6(2) fall 3 wickets short of the outright win. Valley 6(2) win first innings.

So that’s it folks – we finished 5th by half a game. Whilst we didn’t quite reach the lofty highs of the previous two, this year provided me with great joy, mateship, bucketloads of fun, a tonne of laughs and six different ways to question a batsman’s lineage. But ultimately, and by far the most importantly, the incredible satisfaction of seeing another dozen youngsters stand up and become part of this great club. You’re Valley men now.

Cheers

Jon Malone



Sixth Grade captain and bowling average winner Jon Malone with Grant Mitchell.

## SIXTH GRADE (No. 2) PREMIERSHIP STATISTICS

|                 |   |
|-----------------|---|
| Premiership:    | 5th   |
| Matches Played: | 14: Won outright 2, Won 1st innings 5, Drawn 2, Lost 1st innings 5, Lost outright 1 |
| Records:        | Nil   |

### Sixth Grade (No. 2) Batting

| Player        | Matches | Innings | Not Outs | Best Score | 100s | 50s | Runs   | Average | Catches/Stumpings |
|---------------|---------|---------|----------|------------|------|-----|--------|---------|-------------------|
| LT Messery    | 4       | 8       | 1        | 67         | -    | 3   | 260.00 | 37.14   | 1/-               |
| ML Taylor     | 9       | 13      | 1        | 53         | -    | 1   | 246.00 | 20.5    | 1/-               |
| MG McFadden   | 13      | 17      | 2        | 57         | -    | 1   | 218.00 | 14.53   | 5/-               |
| CJ Tolhurst   | 5       | 6       | -        | 111        | 1    | 1   | 217.00 | 36.17   | 2/-               |
| JD O'Connor   | 8       | 9       | -        | 103        | 1    | -   | 208.00 | 23.11   | 4/-               |
| JK Bowe       | 11      | 14      | 3        | 43*        | -    | -   | 170.00 | 15.45   | 19/-              |
| PW Cotter     | 6       | 6       | 1        | 40         | -    | -   | 168.00 | 33.6    | 3/2               |
| GC Brown      | 2       | 3       | -        | 109        | 1    | -   | 146.00 | 48.67   | -/-               |
| JGF Horswill  | 4       | 7       | 1        | 46         | -    | -   | 140.00 | 23.33   | 1/-               |
| LJ McRae      | 6       | 7       | 1        | 66*        | -    | 1   | 120.00 | 20      | 1/-               |
| TC Jones      | 8       | 9       | 3        | 39*        | -    | -   | 115.00 | 19.17   | -/-               |
| MJ Farley     | 7       | 9       | 1        | 47*        | -    | -   | 112.00 | 14      | 5/-               |
| NM Whip       | 4       | 5       | -        | 72         | -    | 1   | 104.00 | 20.8    | -/-               |
| NM McGill     | 3       | 3       | -        | 71         | -    | 1   | 103.00 | 34.33   | 2/-               |
| HG Whyte      | 1       | 1       | -        | 86         | -    | 1   | 86.00  | 86      | 2/-               |
| DG Larke      | 1       | 1       | -        | 85         | -    | 1   | 85.00  | 85      | -/-               |
| SJ Tolhurst   | 4       | 4       | -        | 35         | -    | -   | 77.00  | 19.25   | 4/-               |
| CB Best       | 7       | 9       | 1        | 39*        | -    | -   | 74.00  | 9.25    | 1/-               |
| CG Zipf       | 5       | 4       | 1        | 24         | -    | -   | 38.00  | 12.67   | 2/-               |
| MW Thomas     | 2       | 2       | -        | 31         | -    | -   | 32.00  | 16      | 1/-               |
| JN Malone     | 11      | 7       | 2        | 15         | -    | -   | 30.00  | 6       | 4/-               |
| BR Micallef   | 6       | 6       | 2        | 10*        | -    | -   | 26.00  | 6.5     | 2/-               |
| SW Cope       | 1       | 1       | -        | 20         | -    | -   | 20.00  | 20      | 1/-               |
| JR Whyte      | 2       | 2       | -        | 12         | -    | -   | 18.00  | 9       | 1/-               |
| BM Hayter     | 1       | 1       | -        | 15         | -    | -   | 15.00  | 15      | -/-               |
| JT Roseler    | 4       | 5       | 2        | 10*        | -    | -   | 12.00  | 4       | -/-               |
| AJ Brown      | 2       | 2       | -        | 11         | -    | -   | 11.00  | 5.5     | -/-               |
| MPW Jeh       | 1       | 1       | -        | 10         | -    | -   | 10.00  | 10      | -/-               |
| KPV Lewis     | 1       | 1       | -        | 8          | -    | -   | 8.00   | 8       | -/-               |
| BJ Fitzgerald | 5       | 2       | -        | 8          | -    | -   | 8.00   | 4       | -/-               |
| MC Chhabra    | 2       | 2       | -        | 8          | -    | -   | 8.00   | 4       | -/-               |
| JM Moloney    | 1       | 1       | -        | 6          | -    | -   | 6.00   | 6       | -/-               |
| AG Lanning    | 1       | 1       | -        | 5          | -    | -   | 5.00   | 5       | -/-               |
| SG Malone     | 4       | 2       | 1        | 2*         | -    | -   | 2.00   | 2       | 5/-               |
| MG Horswill   | 1       | 1       | -        | 2          | -    | -   | 2.00   | 2       | -/-               |
| MA Gulliver   | 1       | 1       | -        | 0          | -    | -   | -      | 0       | -/-               |
| PD Sherman    | 1       | 1       | -        | 0          | -    | -   | -      | 0       | -/-               |
| JK Willis     | 1       | -       | -        | 0          | -    | -   | -      | -       | 1/-               |
| BA Heppell    | 1       | 1       | 1        | 0*         | -    | -   | -      | -       | -/-               |

### Sixth Grade (No. 2) Bowling

| Player        | Overs | Maidens | Runs | Wickets | Average | Best | 5 Wkts. |
|---------------|-------|---------|------|---------|---------|------|---------|
| CB Best       | 94    | 12      | 391  | 18      | 21.72   | 3-27 | -       |
| JN Malone     | 112   | 35      | 304  | 17      | 17.88   | 3-12 | -       |
| TC Jones      | 85.3  | 27      | 194  | 14      | 13.86   | 4-8  | -       |
| BR Micallef   | 72    | 10      | 256  | 13      | 19.69   | 4-79 | -       |
| CG Zipf       | 46    | 13      | 136  | 13      | 10.46   | 3-5  | -       |
| LJ McRae      | 52    | 13      | 172  | 10      | 17.20   | 4-36 | -       |
| DG Larke      | 16    | 4       | 31   | 9       | 3.44    | 7-28 | 1       |
| AJ Brown      | 28    | 10      | 62   | 7       | 8.86    | 4-20 | -       |
| MW Thomas     | 24    | 6       | 63   | 7       | 9.00    | 5-28 | 1       |
| LT Messery    | 39    | 3       | 175  | 6       | 29.17   | 2-5  | -       |
| BJ Fitzgerald | 27    | 7       | 85   | 6       | 14.17   | 3-6  | -       |
| ML Taylor     | 26    | 2       | 88   | 6       | 14.67   | 4-12 | -       |
| JR Whyte      | 22    | 9       | 25   | 6       | 4.17    | 5-10 | 1       |
| SG Malone     | 32    | 4       | 134  | 3       | 44.67   | 1-19 | -       |
| JK Willis     | 10    | 2       | 28   | 3       | 9.33    | 3-28 | -       |
| JT Roseler    | 23    | -       | 121  | 2       | 60.50   | 2-26 | -       |
| BA Heppell    | 7     | -       | 41   | 2       | 20.50   | 2-41 | -       |
| PD Sherman    | -     | -       | 12   | 1       | 12.00   | 1-12 | -       |
| NM McGill     | 16    | -       | 48   | 1       | 48.00   | 1-47 | -       |
| CJ Tolhurst   | 13    | 1       | 51   | 1       | 51.00   | 1-4  | -       |
| SW Cope       | 5     | 1       | 26   | 1       | 26.00   | 1-26 | -       |
| MG McFadden   | 3     | -       | 25   | 1       | 25.00   | 1-25 | -       |
| NM Whip       | 2     | -       | 6    | 1       | 6.00    | 1-6  | -       |
| KPV Lewis     | 8     | 2       | 18   | -       | 0.00    | 0-18 | -       |
| MPW Jeh       | 5     | 1       | 14   | -       | 0.00    | 0-14 | -       |
| MC Chhabra    | 3     | -       | 16   | -       | 0.00    | 0-16 | -       |
| GC Brown      | 2     | -       | 9    | -       | 0.00    | 0-9  | -       |
| MA Gulliver   | 2     | -       | 8    | -       | 0.00    | 0-8  | -       |



Charlie Best receives his Col Hoy Memorial Encouragement Award from Brad Murphy.

## **B3 SUB DISTRICTS COMPETITION**

| <b>Valley</b>           | <b>97.83</b> |
|-------------------------|--------------|
| Indooroopilly Districts | 95.20        |
| Kenmore                 | 92.02        |
| Springwood Suns         | 85.96        |
| Coorparoo               | 82.65        |
| Taringa Rovers          | 80.29        |
| Wynnum/Manly            | 74.57        |
| Brookfield United       | 62.67        |

### **B3 Sub Districts Captain's Report: Mark Irwin**

After the disappointment of losing the 2015/16 final to Coorparoo, we were promoted to B3 along with Coorparoo and Taringa. We didn't know much about the other sides in the grade. We had a very similar team as the year before, with only Les missing at the start of the season due to shoulder surgery.

We had never been good in this format, but we started the season with 3 wins in the 3 one day games. Tom Copley took 2-24 as Kenmore reached 4-159. We got there 7 down with an over to spare. Our second game was against our nemesis Coorparoo, but a fantastic 104\* from Pat Horgan along with 48 from Anthony Horgan saw us reach 6-196. We bowled them out for 75, with Tommy taking 3-6. Pat got 80 in our third game against Springwood and we got to 156, then bowled them out for 85 with Jamie Alexander taking 4-16.

We then went into the two day games and Round 4 was against Brookfield. They relied heavily on one batsmen, but we got him cheaply both times. We bowled them out for 41 and 84, with Dave Mackie 4-23, Jamie 3-9 and Tommy 3-10 doing most of the damage. In our one innings we got 3-263 with Zeke Pedergast 41, Pat 64, Andrew Lanning 77\* and Anthony 55\* feasting.

Our next game was against Wynnum Manly and it was a tough one. We scored 162 and 9-87 with Andrew 35\* and Peter Lynch 30 top scoring. Wynnum got 123 and we had them 9-86 at the end. Missing an outright by 1 wicket could have been a major setback given the way the season finished. Greg Carlson had his best game with the ball taking 5-14 and 4-18 and was supported by Dave 3-27.

In Round 6 saw we bowled out Taringa for 192 with Jamie taking 5-52 and Dave 3-27. Pat 120\* and Blyton Pendergast 115\* put on an undefeated 231 run partnership for the 3rd wicket, which is the new record for that wicket.

Round 7 was against Indooroopilly and we bowled them out for 47, Dave taking 4-10 and Anthony 3-4. We declared at 7-127 with Anthony getting 50\*. Indooroopilly fell for 122 in the second innings with Dave taking another 3-38, leaving us 43 for a second outright. At 2-20 we were looking good, but then disaster struck and we were all out 31. Lynchy had double booked and we were one short, but we just blew it. At that stage we were first by 15 points and Indooroopilly were not even in the 4, so it didn't seem too bad.

Our Round 8 game was washed out. Kenmore were 6-162 with Anthony 2-20 being the best.

Our last game before Xmas was another one dayer. We struggled to 120 versus Brookfield with Blyton getting 42. We bowled them out for 104 with Anthony 3-18 and Andrew 3-13 doing most of the damage. We had a 15 point advantage over the rest of the field and felt we were in good shape.

But then the wheels fell off in spectacular style. We lost the next 5 games, got less than 10 points and went from first to third going into the last round. In Round 10 we lost the toss on a "generous" wicket and we scraped together 9-98 with Greg getting 27. Wynnum got the runs 6 down but we dropped 6 catches (Jamie 3). In Round 11 we scored 105 against Taringa (Pat getting 31) and we had them 8-78 after 30 overs, but the tail swung hard and we missed out again.

We then got the worst of the weather in the next round and were bowled out for 47 against Indooroopilly. Despite Dave's 4-21 they got there 5 down.

Round 13 was a two day game but the first day was abandoned due to the roller breaking down!! We kept Coorparoo down to 4-120, Greg showing the way with 2-8. The wicket then started breaking up badly and we were bowled out for 73 with Lynchy 19\* keeping the score respectable.

In Round 14 we reached 138 against Springwood with Andrew 25 and Peter 27 helping Chris Herman 34. We fought hard and had them 9-128, but the last pair did enough to secure a one wicket win. Pat got 41\* in the second innings.

After so many close losses, going into the last round we were looking down the barrel of missing the final four altogether. We bowled Brookfield out for 132 with Dave taking 4-21 and then found ourselves 3-7 and looking down and out but recovered to 4-80 at stumps. Checking other game results, it looked as though a loss would put us out, a first innings win would leave us 3rd and we could finish first with an outright. Anthony came out on day two and smashed the ball everywhere for 110\*, with some help from Leigh Warner 21\*. We declared at 6-199 and then bowled well enough to dismiss them for 77, Greg taking 4-8 and Anthony 2-4. We got the 13 runs to win and managed to fall into first spot.

In the Semi Final we played Springwood who we knew had a good attack. We were allocated a home Semi Final at Underwood Park! No one was happy as this was a 40 minute drive, while Springwoods ground was 5 minutes down the road. Pat Horgan was away day 1, so I Captained and won the toss. While it goes against everything I believe in, we sent them in. It turned out to be perfect. The wicket had plenty of bounce and seam. Kyle put one down in the first over and then we managed to put another 6 down (including 5 off Anthony). Despite that we bowled them out for 74. Dave 3-18, Jamie 2-13, Anthony 3-20 and Greg 2-16 bowled fantastically.

Given how good their attack was we knew we would have a fight on our hands. Greg fought hard for 14, Zeke 7 and Andrew 13 saw us finish day 1 at 3-86. At lunch on day 2 only Anthony 39 had been dismissed and we were 4-145 off 90 overs.



In those 90 overs, with a broken hand and more bruises than you could imagine, Les Dawes 59\* stood firm. Anyone who knows Les understands how he values his wicket and plays within his limitations. What an innings. Springwood called the game and we were into the final.

### Grand Final

Once again we had home ground advantage, but this time we chose Underwood Park. It is a huge ground, great wicket, a good club house and we enjoyed the air-conditioned dressing room. We had to play Indooroopilly, who had bowled us out for 31 and 47 in our two meetings. But one of their opening bowlers was on a cruise and the other one's mother passed away the day before the final. Pat captained on day 1, Les was slashed with me and Tom and Leigh being slashed to ensure all 13 players played in the final.

We won the toss, sent them in and on the first ball dropped a catch. The wicket was flat and we were fairly happy when we had them 5-82, but another easy catch was missed and one of their younger guys smashed 84. Greg got 3-21, Jamie 2-37 and Anthony 2-60 as we bowled them out for 195. We also got 2 run outs, which are a rarity for our team. We had an hour to bat and Greg and Les saw it out to stumps at 0-22.

It rained overnight and play was delayed for several hours, which made our job a little easier. As I was replacing Les, I had to go out first thing day 2 and after a brisk 5 was cleaned up. From there on Greg 53\* and Zeke 32\* ground them into submission. It was the best innings for both of them for the year. We got to the last hour and then it started raining again. Game over. We had batted 66 overs for 1-104. While we didn't win the game we all felt if time had permitted we would have scored the extra runs easily (but who knows).

Pat dominated our batting with 522 runs @ 58.00 and was helped by Anthony 367 @ 30.58, Greg 227 @ 17.46, Zeke 195 @ 16.25 and Andrew 192 @ 14.77.

The bowling was great again with Dave 41 @ 11.88, Jamie 38 @ 13.61, Greg 33 @ 9.73, Anthony 32 @ 11.47 aided by Tommy 11 and Andrew 8 wickets.

Kyle kept and took 12 catches and Andrew took 12 in the field.

The final was a triumph for Greg and Leigh who both broke a very long streak without a win.

It also was the perfect way for Les, Peter, Dave, Leigh and myself to call it time after many years.

I would also like to put in a special thanks to Peter Lynch who kept our esky well stocked. One thing that we always looked forward to was sitting down after the day finished and having a beer or soft drink and some Twisties, working out our fines and speaking more garbage that you can imagine. If there is one thing I have learned from my 42 seasons, it is that those 40 minutes each week are more important for a team than anything else. You learn about people and make lifelong friends. I think our motto summed it up "play to win, enjoy our cricket, have a laugh, respect the club and most of all, at the end of the day's play, have a beer and a chat". It is what I will miss the most.

Also a big thanks to Tom Gibson and Matt Walter who worked really well as a selection team in Subbies.

Mark Irwin



B3 Sub Districts Premiers.

### B3 SUB DISTRICTS PREMIERSHIP STATISTICS

|                 |   |
|-----------------|---|
| Premiership:    | Premiers  |
| Matches played: | 17: Won outright 2, Won 1st innings 8, Drew 1,<br>Lost 1st innings 5, Lost outright 1 |
| Records:        | Nil   |

#### B3 Sub Districts Batting

| Player        | Matches | Innings | Not Outs | Best Score | 100s | 50s | Runs  | Average | Catches/Stumpings |
|---------------|---------|---------|----------|------------|------|-----|-------|---------|-------------------|
| PM Horgan     | 15      | 13      | 4        | 120*       | 2    | 2   | 58    | 522.00  | 7/-               |
| AR Horgan     | 16      | 16      | 4        | 110*       | 1    | 2   | 30.58 | 367.00  | 2/-               |
| GJ Carlson    | 17      | 15      | 2        | 53*        | -    | 1   | 17.46 | 227.00  | 3/-               |
| ZT Pendergast | 13      | 13      | 1        | 41         | -    | -   | 16.25 | 195.00  | 4/-               |
| AG Lanning    | 14      | 15      | 2        | 77*        | -    | 1   | 14.77 | 192.00  | 10/-              |
| BA Pendergast | 2       | 2       | 1        | 115*       | 1    | -   | 157   | 157.00  | -/-               |
| PF Lynch      | 15      | 11      | 1        | 30         | -    | -   | 14.2  | 142.00  | 4/-               |
| LA Dawes      | 8       | 9       | 2        | 59*        | -    | 1   | 16.71 | 117.00  | -/-               |
| JP Alexander  | 15      | 10      | 2        | 14*        | -    | -   | 6.38  | 51.00   | 5/-               |
| LR Warner     | 13      | 9       | 2        | 21*        | -    | -   | 6.43  | 45.00   | 4/-               |
| DJ Mackie     | 16      | 11      | 2        | 16*        | -    | -   | 4.56  | 41.00   | 6/-               |
| ST Wilkinson  | 1       | 2       | -        | 34         | -    | -   | 19    | 38.00   | 1/-               |
| TJ Copley     | 13      | 9       | 2        | 15         | -    | -   | 5.29  | 37.00   | 4/-               |
| RZ Wenzel     | 1       | 2       | -        | 25         | -    | -   | 18    | 36.00   | 1/-               |
| CJ Herman     | 1       | 1       | -        | 34         | -    | -   | 34    | 34.00   | -/-               |
| AR Dall 'Osto | 2       | 2       | -        | 30         | -    | -   | 16.5  | 33.00   | -/-               |
| J Voll        | 1       | 1       | -        | 16         | -    | -   | 16    | 16.00   | -/-               |
| MB Irwin      | 12      | 9       | 4        | 5          | -    | -   | 2.2   | 11.00   | 2/-               |
| WR Hamburger  | 1       | 1       | -        | 10         | -    | -   | 10    | 10.00   | -/-               |
| SMH Kazmi     | 2       | 2       | -        | 9          | -    | -   | 4.5   | 9.00    | -/-               |
| KT Tuite      | 15      | 8       | 3        | 4          | -    | -   | 1.4   | 7.00    | 12/-              |
| TH Jolly      | 1       | 1       | 1        | 3*         | -    | -   | -     | 3.00    | -/-               |
| SJ Ford       | 1       | 2       | -        | 2          | -    | -   | 1.5   | 3.00    | 1/-               |
| RH Jones      | 1       | 1       | -        | 2          | -    | -   | 2     | 2.00    | -/-               |
| H Ahmad       | 3       | 3       | -        | 2          | -    | -   | 0.67  | 2.00    | -/-               |
| PW Cotter     | 1       | -       | -        | 0          | -    | -   | -     | -       | -/-               |
| BJ Fitzgerald | 1       | -       | -        | 0          | -    | -   | -     | -       | -/-               |

#### B3 Sub Districts Bowling

| Player        | Overs | Maidens | Runs | Wickets | Average | Best | 5 Wkts. |
|---------------|-------|---------|------|---------|---------|------|---------|
| DJ Mackie     | 178.4 | 32      | 487  | 41      | 11.88   | 5-47 | 1       |
| JP Alexander  | 160   | 38      | 517  | 38      | 13.61   | 5-52 | 1       |
| GJ Carlson    | 124   | 32      | 321  | 33      | 9.73    | 5-14 | 1       |
| AR Horgan     | 157   | 32      | 367  | 32      | 11.47   | 4-5  | -       |
| TJ Copley     | 32    | 2       | 143  | 11      | 13.00   | 3-6  | -       |
| AG Lanning    | 35    | 7       | 96   | 8       | 12.00   | 3-13 | -       |
| PM Horgan     | 43.2  | 9       | 161  | 5       | 32.20   | 1-14 | -       |
| BJ Fitzgerald | 6     | -       | 28   | 2       | 14.00   | 2-28 | -       |
| TH Jolly      | 6     | 2       | 10   | 2       | 5.00    | 2-10 | -       |
| LR Warner     | 15    | 1       | 82   | 1       | 82.00   | 1-29 | -       |
| AR Dall 'Osto | 4     | -       | 19   | -       | 0.00    | 0-19 | -       |

**B3 SUB-DISTRICTS GRADE FINAL**  
**VALLEY v INDOOROOPILLY DISTRICTS**  
**18 & 19 March 2017, Underwood Park, Rochedale**

| <b>Indooroopilly Batting</b> | <b>First Innings</b>          | <b>Runs</b> | <b>Second Innings</b> | <b>Runs</b> |
|------------------------------|-------------------------------|-------------|-----------------------|-------------|
| B Dunkley                    | c. PM Horgan b. JP Alexander  | 10          |                       |             |
| P Joy                        | b. JP Alexander               | 15          |                       |             |
| R Anandappa                  | c. ZT Pendergast b. AR Horgan | 36          |                       |             |
| G Dunkley                    | b. GJ Carlson                 | 6           |                       |             |
| C Scott                      | lbw b. GJ Carlson             | 10          |                       |             |
| J Sambell                    | c. PM Horgan b. GJ Carlson    | 84          |                       |             |
| JJ Bayliss                   | run out                       | 17          |                       |             |
| B Jones                      | c. PF Lynch b. DJ Mackie      | 2           |                       |             |
| K Shortman                   | b. AR Horgan                  | 3           |                       |             |
| G Scott                      | run out                       | 3           |                       |             |
| E Edwards                    | not out                       | 0           |                       |             |
|                              | Extras (nb 0, w 0, b 6, lb 1) | 8           |                       |             |
|                              | TOTAL                         | 194         |                       |             |

| <b>Valley Bowling</b> | <b>First Innings</b> |              |             |              | <b>Second Innings</b> |              |             |              |
|-----------------------|----------------------|--------------|-------------|--------------|-----------------------|--------------|-------------|--------------|
|                       | <b>Overs</b>         | <b>Mdns.</b> | <b>Runs</b> | <b>Wkts.</b> | <b>Overs</b>          | <b>Mdns.</b> | <b>Runs</b> | <b>Wkts.</b> |
| DJ Mackie             | 19.0                 | 0            | 47          | 1            |                       |              |             |              |
| JP Alexander          | 14.0                 | 2            | 37          | 2            |                       |              |             |              |
| AR Horgan             | 18.0                 | 1            | 60          | 1            |                       |              |             |              |
| GJ Carlson            | 11.0                 | 3            | 21          | 3            |                       |              |             |              |
| PM Horgan             | 1.0                  | 0            | 9           | 0            |                       |              |             |              |
| AG Lanning            | 6.0                  | 2            | 9           | 0            |                       |              |             |              |
| TJ Copley             | 1.0                  | 0            | 5           | 0            |                       |              |             |              |

| <b>Valley Batting</b> | <b>First Innings</b>          | <b>Runs</b> | <b>Second Innings</b> | <b>Runs</b> |
|-----------------------|-------------------------------|-------------|-----------------------|-------------|
| GJ Carlson            | not out                       | 53          |                       |             |
| LA Dawes              | not out                       | 4           |                       |             |
| MB Irwin              | b. E Edwards                  | 5           |                       |             |
| ZT Pendergast         | not out                       | 32          |                       |             |
| AG Lanning            | dnb                           |             |                       |             |
| AR Horgan             | dnb                           |             |                       |             |
| PM Horgan             | dnb                           |             |                       |             |
| PF Lynch              | dnb                           |             |                       |             |
| TJ Copley             | dnb                           |             |                       |             |
| LR Warner             | dnb                           |             |                       |             |
| JP Alexander          | dnb                           |             |                       |             |
| DJ Mackie             | dnb                           |             |                       |             |
| KT Tuite              | dnb                           |             |                       |             |
|                       | Extras (nb 2, w 0, b 5, lb 3) | 10          |                       |             |
|                       | TOTAL                         | 1/104       |                       |             |

| <b>Indooroopilly Bowling</b> | <b>First Innings</b> |              |             |              | <b>Second Innings</b> |              |             |              |
|------------------------------|----------------------|--------------|-------------|--------------|-----------------------|--------------|-------------|--------------|
|                              | <b>Overs</b>         | <b>Mdns.</b> | <b>Runs</b> | <b>Wkts.</b> | <b>Overs</b>          | <b>Mdns.</b> | <b>Runs</b> | <b>Wkts.</b> |
| E Edwards                    | 20.0                 | 10           | 21          | 1            |                       |              |             |              |
| B Jones                      | 9.0                  | 5            | 9           | 0            |                       |              |             |              |
| G Scott                      | 12.0                 | 8            | 18          | 0            |                       |              |             |              |
| B Dunkley                    | 8.0                  | 1            | 14          | 1            |                       |              |             |              |
| JJ Bayliss                   | 6.0                  | 2            | 14          | 0            |                       |              |             |              |
| K Shortman                   | 6.0                  | 2            | 10          | 0            |                       |              |             |              |
| C Scott                      | 5.0                  | 0            | 10          | 0            |                       |              |             |              |

**Match Result:** Match Drawn  
**Toss Won by:** Valley (elected to bowl first)  
**Captains:** MB Irwin (VDCC) & B Jones (Indooroopilly)  
**Valley Man of Match:** GJ Carlson  
**Umpires:** Scott Gramenz & Prathap Lakshmanan





# VALLEY DISTRICT CRICKET CLUB

AFFILIATED WITH THE QUEENSLAND CRICKET ASSOCIATION

ESTABLISHED 1897



## B3 SUB DISTRICTS PREMIERS 2016/2017

**BACK ROW:** Tom Copley, Jamie Alexander, Anthony Horgan, David Mackie, Leigh Warner, Greg Carlson, Grant Mitchell (Secretary).  
**FRONT ROW:** Zeke Pendergast, Les Dawes, Pat Horgan, Mark Irwin (Capt), Peter Lynch, Andrew Lanning, Kyle Tuite.

## C2 SUB DISTRICTS COMPETITION

|                        |              |
|------------------------|--------------|
| Wolston Park/Centenary | 135.51       |
| Bracken Ridge          | 109.57       |
| <b>Valley</b>          | <b>96.45</b> |
| Moggill                | 80.91        |
| Kenmore                | 77.58        |
| Stafford District      | 70.71        |
| West Brisbane          | 67.37        |
| Everton Districts      | 45.00        |

### **C2 Sub Districts Captain's Report: Tom Gibson**

A season of unknowns: giving the captaincy of a senior side to a nineteen year old; a completely new side bar two players; some new players to the club; a vastly younger side to any VDCC Subbies side gone before us; and Stuey Ford who turned up to play the first game in a blue polo shirt two sizes too big.

With a side that had a very strong youth flavour, every Saturday was enjoyable, even that fateful day at Everton where the Kevin Van Kevins from Wolston Park bowled us out for 45 and the game was over before play at the day night test at the Gabba had barely begun. However Wolston Park bettered this effort in the final round, bowling us out for 33.

Apart from Wolston Park for the three times we played them, and of course Bracken Ridge in the semi-final, our boys only lost one other game. This was the closest away game of cricket I have ever played in, against West Brisbane at Bowman Park. Against his brother's old club, Wests Captain Michael Dellit rose to the occasion, scoring a 50 and writing our chances of a first innings win off on the first day.

Whilst these losses were tough, the wins that our side produced this season were far more memorable. All victories were never single handed and a great sense of teamwork and stable support was alive and well.

In saying this, we witnessed some outstanding individual performances during the season.

Batting:

- Stu Wilkinson  
70\* vs Stafford Rd 2,  
59 vs Wolston Park Rd 4,  
57 vs Everton Rd 5 – with 54 of these runs in boundaries.
- Manav Chhabra –  
70 vs Kenmore Rd 7
- Stuart Ford  
76 vs Stafford Rd 13,  
81 vs West Brisbane Rd 14
- Rory Campbell  
63 vs Stafford Rd 13

Bowling:

- Haroon Ahmad  
5/28 vs Moggill Rd 6
- Isaac Bacon  
5/15 vs West Brisbane Rd 3
- Tom Gibson  
5/16 vs Stafford Rd 2
- 4 wicket hauls to Gibson, Bacon, Visy Liyanage, Zachary Hancock, Emrys Cowley, Haroon Ahmad and Tom Jolly.

We had many personalities and characters, none more so than Sean Scott-Burrows, who was with us pre-Christmas before heading off to play school cricket. Undoubtedly the highlight of Sean's season was the decision to bring him on for some declaration bowling against Wolston Park in Round 4.

Sean produced a masterclass in spin bowling and claimed the figures of 2/1. It's safe to say he has never let us forget about it.

Haroon's car washing adventure during the middle of our batting innings at Stafford is also a moment never heard of before, and will probably never be seen again. Rather reminiscent of Sean's bowling actually.

During the season, we got to see three Neills take the field for our side with Dan playing most of the season, Brett coming out of retirement at Bowman Park to top score (spending the latter end of that week having his knee drained so he could walk again) and Josh sub fielding for us against Wolston Park.

To every one of the 26 other players that played in our side this season, be it as a mainstay, filling in, pre-Christmas before school cricket, or on your way up to George, Jonny or Skins' sides, thank you for making the challenge of my first season as captain an enjoyable and successful season.

Losing the semi-final against Bracken Ridge where one of them bowled from one end all innings to claim 7/47 was tough. Hopefully it stands us in good stead to get past the Ridge next season and go on to represent the club in a final. I believe that we completely exceeded expectations this season and should all be proud of that.

To the younger guys, I hope I have been able to provide you with a great taste of senior cricket, and hopefully, you have gained a lot out of this season for your cricket going forward.

To my right-hand men Mez, Neilly, Macca, Visy and Jimmy, thanks for your assistance when things got tough out on the field. I appreciate your efforts immensely.

To every other player who contributed this season, thank you. It is my hope that you all enjoyed your season at our great club – be it your first, your last or any other season along the way.

Finally, thank you to the club for placing your faith in me and allowing me to lead a senior side around each and every Saturday as a nineteen year old. It has been an amazing experience, and hopefully one that I can repeat in the future, hopefully with even more success. I wouldn't have been able to do it without the support and guidance of Porp, George, Jonny, Skins, BD, Walt, Spud and Neilly, all of whom are club legends.

Well done to Skins, Porp and Krausey and their sides for their premierships throughout the season, and with almost every senior side in the finals this season, the club is in a stronger position than ever.

Bring on next season.

Gibbo

## C2 SUB DISTRICTS PREMIERSHIP STATISTICS

|                 |   |
|-----------------|---|
| Premiership:    | 3rd, lost in Semi Final                           |
| Matches played: | Played 15: Won 1st innings 11, Lost 1st innings 4 |
| Records:        | Nil   |

### C2 Sub Districts Batting

| Player           | Matches | Innings | Not Outs | Best Score | 100s | 50s | Runs | Average | Catches/<br>Stumpings |
|------------------|---------|---------|----------|------------|------|-----|------|---------|-----------------------|
| SJ Ford          | 10      | 11      | -        | 81         | -    | 2   | 377  | 34.27   | 3/-                   |
| H Ahmad          | 11      | 16      | 1        | 42         | -    | -   | 240  | 16.00   | 2/-                   |
| ST Wilkinson     | 6       | 6       | 1        | 70*        | -    | 3   | 199  | 39.80   | 7/-                   |
| DT Neill         | 15      | 16      | 5        | 36*        | -    | -   | 188  | 17.09   | 3/-                   |
| RZ Wenzel        | 9       | 10      | 1        | 47         | -    | -   | 182  | 20.22   | 2/1                   |
| RG Campbell      | 8       | 7       | 1        | 63         | -    | 1   | 162  | 27.00   | -/-                   |
| SR Scott-Burrows | 11      | 11      | 4        | 40         | -    | -   | 145  | 20.71   | 9/1                   |
| IG Bacon         | 13      | 14      | 2        | 40         | -    | -   | 144  | 12.00   | 6/-                   |
| MC Chhabra       | 2       | 3       | -        | 70         | -    | 1   | 110  | 36.67   | -/-                   |
| LT Messery       | 7       | 8       | 2        | 30*        | -    | -   | 93   | 15.50   | 3/-                   |
| VC Liyanage      | 12      | 10      | 1        | 23*        | -    | -   | 89   | 9.89    | 4/-                   |
| TB Gibson        | 16      | 10      | 2        | 15*        | -    | -   | 69   | 8.62    | 8/-                   |
| MM Hughes        | 12      | 11      | 2        | 16*        | -    | -   | 67   | 7.44    | 1/-                   |
| RH Jones         | 6       | 5       | 1        | 36         | -    | -   | 58   | 14.50   | 1/-                   |
| SMH Kazmi        | 3       | 3       | 1        | 47*        | -    | -   | 51   | 25.50   | 1/-                   |
| TH Jolly         | 8       | 5       | 1        | 8          | -    | -   | 28   | 7.00    | 3/-                   |
| JB Neill         | 1       | 1       | -        | 27         | -    | -   | 27   | 27.00   | -/-                   |
| JE Boyd          | 5       | 4       | 1        | 8*         | -    | -   | 24   | 8.00    | 4/-                   |
| CM Hayes         | 9       | 4       | 1        | 16         | -    | -   | 23   | 7.67    | 2/-                   |
| JM Moloney       | 1       | 1       | 1        | 9*         | -    | -   | 9    | -       | -/-                   |
| ZL Hancock       | 7       | 5       | 3        | 4          | -    | -   | 4    | 2.00    | 1/-                   |
| SJ Beaton        | 8       | 4       | 2        | 2*         | -    | -   | 4    | 2.00    | 1/-                   |
| CR Coulson       | 1       | 1       | -        | 0          | -    | -   | -    | 0.00    | 1/-                   |
| MX Gonzalez      | 1       | 1       | -        | 0          | -    | -   | -    | 0.00    | -/-                   |
| EW Cowley        | 3       | -       | -        | 0          | -    | -   | -    | -       | -/-                   |
| CF Kempnich      | 1       | -       | -        | 0          | -    | -   | -    | -       | 1/-                   |
| JK Willis        | 1       | -       | -        | 0          | -    | -   | -    | -       | -/-                   |

### C2 Sub Districts Bowling

| Player           | Overs | Maidens | Runs | Wickets | Average | Best | 5 Wkts. |
|------------------|-------|---------|------|---------|---------|------|---------|
| TB Gibson        | 127   | 30      | 358  | 24      | 14.92   | 5-16 | 1       |
| VC Liyanage      | 116.2 | 33      | 287  | 22      | 13.05   | 4-11 | -       |
| IG Bacon         | 67.5  | 5       | 288  | 21      | 13.71   | 5-15 | 1       |
| H Ahmad          | 41    | 7       | 146  | 13      | 11.23   | 5-28 | 1       |
| TH Jolly         | 60.2  | 15      | 171  | 12      | 14.25   | 4-18 | -       |
| DT Neill         | 56.3  | 2       | 291  | 12      | 24.25   | 3-5  | -       |
| MM Hughes        | 84.2  | 17      | 248  | 9       | 27.56   | 2-5  | -       |
| SJ Beaton        | 31    | 3       | 124  | 7       | 17.71   | 3-21 | -       |
| LT Messery       | 28    | 6       | 74   | 7       | 10.57   | 3-32 | -       |
| CM Hayes         | 63    | 18      | 132  | 6       | 22.00   | 2-5  | -       |
| ZL Hancock       | 16    | 1       | 74   | 6       | 12.33   | 4-35 | -       |
| EW Cowley        | 12    | 1       | 49   | 6       | 8.17    | 4-27 | -       |
| ST Wilkinson     | 22    | 5       | 72   | 2       | 36.00   | 1-3  | -       |
| SR Scott-Burrows | 4     | 3       | 1    | 2       | 0.50    | 2-1  | -       |
| JK Willis        | 4     | 1       | 6    | 2       | 3.00    | 2-6  | -       |
| JE Boyd          | 16    | 2       | 64   | 1       | 64.00   | 1-14 | -       |
| CR Coulson       | 7     | 3       | 10   | 1       | 10.00   | 1-10 | -       |
| RG Campbell      | 6     | 1       | 18   | 1       | 18.00   | 1-14 | -       |
| SJ Ford          | 5     | 2       | 12   | 1       | 12      | 1-1  | -       |
| CF Kempnich      | 4     | -       | 14   | 1       | 14      | 1-14 | -       |
| SMH Kazmi        | 10    | 1       | 42   | -       | 0.00    | 0-6  | -       |
| MC Chhabra       | 2     | -       | 16   | -       | 0.00    | 0-16 | -       |
| RZ Wenzel        | 2     | -       | 14   | -       | 0.00    | 0-14 | -       |
| JB Neill         | 1     | 1       | -    | -       | 0.00    | 0-0  | -       |

## UNDER 16 LORD'S TAVERNERS GRADE

|                      |           |
|----------------------|-----------|
| Gold Coast           | 44        |
| Wynnum/Manly         | 39        |
| University of QLD    | 36        |
| Sunshine Coast       | 34        |
| Northern Suburbs     | 29        |
| Western Suburbs      | 21        |
| Toombul              | 19        |
| Redlands             | 19        |
| Ipswich / Logan      | 18        |
| <b>Valley</b>        | <b>17</b> |
| South Brisbane       | 16        |
| Sandgate - Redcliffe | 6         |

### UNDER 16 LORD'S TAVERNERS STATISTICS

|                 |                                   |
|-----------------|-----------------------------------|
| Premiership:    | 10th                              |
| Matches Played: | 11: Won 3, Lost 6, Tied 1, Drew 1 |
| Records:        | Nil                               |

### Under 16 Lord's Taverners Grade Batting

| Player        | Matches | Innings | Not Outs | Best Score | 100s | 50s | Runs | Average | Catches/Stumpings |
|---------------|---------|---------|----------|------------|------|-----|------|---------|-------------------|
| NM McGill     | 10      | 10      | 2        | 102*       | 2    | 1   | 396  | 49.50   | 3/-               |
| TS Pappalardo | 10      | 10      | 1        | 92*        | -    | 4   | 348  | 38.67   | 12/3              |
| HG Whyte      | 10      | 10      | 1        | 73*        | -    | 3   | 275  | 30.56   | 2/-               |
| TJ Hastie     | 9       | 8       | 1        | 34         | -    | -   | 129  | 18.43   | -/-               |
| JP O'Neill    | 8       | 7       | 1        | 33         | -    | -   | 106  | 17.67   | 3/-               |
| DJ Walker     | 10      | 9       | -        | 25         | -    | -   | 92   | 10.22   | 1/-               |
| BL Mooney     | 10      | 7       | 2        | 17*        | -    | -   | 77   | 15.40   | 3/-               |
| SW Cope       | 9       | 7       | 1        | 19*        | -    | -   | 71   | 11.83   | 5/-               |
| T Connolly    | 8       | 5       | 2        | 22         | -    | -   | 47   | 15.67   | 2/-               |
| NB McPhee     | 5       | 3       | -        | 27         | -    | -   | 39   | 13.00   | -/-               |
| MX Gonzalez   | 5       | 3       | 1        | 19*        | -    | -   | 31   | 15.50   | 1/-               |
| EP Backstrom  | 2       | 1       | -        | 29         | -    | -   | 29   | 29.00   | -/-               |
| JK Willis     | 10      | 5       | 1        | 6          | -    | -   | 8    | 2.00    | 2/-               |
| SG Malone     | 9       | 3       | 3        | 7*         | -    | -   | 7    | -       | 2/-               |
| JA McCall     | 3       | -       | -        | 0          | -    | -   | -    | -       | -/-               |
| JW Durkin     | 2       | -       | -        | 0          | -    | -   | -    | -       | 2/-               |
| HA McDougall  | 1       | -       | -        | 0          | -    | -   | -    | -       | -/-               |

### Under 16 Lord's Taverners Grade Bowling

| Player       | Overs | Maidens | Runs | Wickets | Average | Best | 5 Wkts. |
|--------------|-------|---------|------|---------|---------|------|---------|
| SW Cope      | 66.2  | 7       | 255  | 16      | 15.94   | 4-24 | -       |
| NM McGill    | 71.5  | 6       | 219  | 10      | 21.90   | 2-25 | -       |
| T Connolly   | 37.5  | 2       | 193  | 9       | 21.44   | 2-23 | -       |
| JK Willis    | 71.4  | 13      | 291  | 8       | 36.38   | 2-21 | -       |
| BL Mooney    | 50    | 9       | 205  | 8       | 25.62   | 3-30 | -       |
| SG Malone    | 49    | 1       | 234  | 8       | 29.25   | 4-41 | -       |
| HG Whyte     | 48    | 5       | 194  | 6       | 32.33   | 2-13 | -       |
| MX Gonzalez  | 21.3  | 1       | 97   | 1       | 97.00   | 1-30 | -       |
| NB McPhee    | 14    | 1       | 58   | 1       | 58.00   | 1-20 | -       |
| JP O'Neill   | 10    | -       | 40   | -       | 0.00    | 0-7  | -       |
| EP Backstrom | 6     | -       | 38   | -       | 0.00    | 0-17 | -       |
| TJ Hastie    | 5     | -       | 30   | -       | 0.00    | 0-7  | -       |
| DJ Walker    | 4     | 1       | 17   | -       | 0.00    | 0-8  | -       |
| JW Durkin    | 2     | -       | 23   | -       | 0.00    | 0-9  | -       |
| HA McDougall | 2     | -       | 16   | -       | 0.00    | 0-16 | -       |

## OVER 40's GRADE ONE-DAY COMPETITION

| TEAM                        | POINTS   | NRR           |
|-----------------------------|----------|---------------|
| Redlands                    | 12       | 1.8875        |
| Sandgate - Redcliffe (Blue) | 8        | 0.9994        |
| Sandgate - Redcliffe (Gold) | 8        | 0.8780        |
| University of QLD           | 4        | 1.9918        |
| Ipswich / Logan             | 4        | 1.3428        |
| South Brisbane              | 0        | 0.8411        |
| <b>Valley</b>               | <b>0</b> | <b>0.8284</b> |
| Wynnum/Manly                | 0        | 0.7517        |
| Western Suburbs             | 0        | 0.2800        |
| Toombul                     | 0        | 0.0000        |

### OVER 40's GRADE ONE DAY COMPETITION STATISTICS

|                 |                  |
|-----------------|------------------|
| Matches Played: | 3: Won 1, Lost 2 |
| Records:        | Nil              |

#### Over 40's Grade Batting

| Player      | Matches | Innings | Not Outs | Best Score | 100s | 50s | Runs | Average | Catches/Stumpings |
|-------------|---------|---------|----------|------------|------|-----|------|---------|-------------------|
| DM Khan     | 3       | 3       | 2        | 52*        | -    | 2   | 103  | 103.00  | 2/-               |
| PD Sherman  | 3       | 3       | -        | 39         | -    | -   | 94   | 31.33   | 1/-               |
| MG Horswill | 3       | 3       | -        | 24         | -    | -   | 44   | 14.67   | 1/2               |
| RR McKenna  | 3       | 2       | -        | 39         | -    | -   | 41   | 20.50   | 1/-               |
| JM Stoddart | 3       | 3       | 1        | 15*        | -    | -   | 24   | 12.00   | 1/-               |
| MJ Ryan     | 2       | 2       | -        | 13         | -    | -   | 23   | 11.50   | -/-               |
| ST Janes    | 2       | 2       | -        | 16         | -    | -   | 21   | 10.50   | -/-               |
| BM Dascombe | 3       | 2       | 1        | 19         | -    | -   | 19   | 19.00   | -/-               |
| SJ Gode     | 3       | 2       | 1        | 9*         | -    | -   | 16   | 16.00   | -/-               |
| MD Banvill  | 1       | 1       | -        | 11         | -    | -   | 11   | 11.00   | -/-               |
| DC Ham      | 1       | 1       | -        | 11         | -    | -   | 11   | 11.00   | -/-               |
| JN Malone   | 1       | 1       | 1        | 7*         | -    | -   | 7    | -       | -/-               |
| MF Frame    | 1       | 1       | 1        | 4*         | -    | -   | 4    | -       | -/-               |
| JR Whyte    | 1       | 1       | -        | 1          | -    | -   | 1    | 1.00    | -/-               |
| MA Gulliver | 2       | 2       | -        | 1          | -    | -   | 1    | 0.50    | -/-               |
| MA Harris   | 2       | 2       | -        | 1          | -    | -   | 1    | 0.50    | -/-               |
| DR Turner   | 1       | -       | -        | 0          | -    | -   | -    | -       | -/-               |

#### Over 40's Grade Bowling

| Player      | Overs | Maidens | Runs | Wickets | Average | Best |
|-------------|-------|---------|------|---------|---------|------|
| MA Gulliver | 7.1   | 1       | 31   | 3       | 10.33   | 3-10 |
| JN Malone   | 7     | 1       | 29   | 3       | 9.67    | 3-29 |
| ST Janes    | 3     | -       | 33   | 2       | 16.50   | 2-33 |
| SJ Gode     | 19    | 1       | 82   | 1       | 82.00   | 1-35 |
| BM Dascombe | 13    | 2       | 56   | 1       | 56.00   | 1-7  |
| MJ Ryan     | 10    | -       | 66   | 1       | 66.00   | 1-29 |
| MD Banvill  | 7     | 2       | 23   | 1       | 23.00   | 1-23 |
| PD Sherman  | 6.2   | -       | 49   | 1       | 49.00   | 1-26 |
| JR Whyte    | 6     | 1       | 14   | -       | 0.00    | 0-14 |
| MF Frame    | 5     | -       | 26   | -       | 0.00    | 0-26 |
| DR Turner   | 3     | 2       | 1    | -       | 0.00    | 0-1  |
| MA Harris   | 1     | -       | 7    | -       | 0.00    | 0-7  |

## SUNDAY LEGENDS GRADE T20 COMPETITION

| Team                 | Points   | NRR           |
|----------------------|----------|---------------|
| <b>Valley</b>        | <b>8</b> | <b>0.5979</b> |
| University of QLD    | 8        | 0.2250        |
| Sandgate - Redcliffe | 5        | 0.9600        |
| South Brisbane       | 3        | -1.2088       |
| Western Suburbs      | 1        | -0.2552       |

## SUNDAY LEGENDS GRADE T20 COMPETITION STATISTICS

|                 |                  |
|-----------------|------------------|
| Premiership:    | Lost Grand Final |
| Matches Played: | 4: Won 3, Lost 1 |

### Sunday Legends Grade Batting

| Player       | Matches | Innings | Not Outs | Best Score | 100s | 50s | Runs | Average | Catches/Stumpings |
|--------------|---------|---------|----------|------------|------|-----|------|---------|-------------------|
| GC Brown     | 4       | 4       | 1        | 51*        | -    | 1   | 81   | 27.00   | 3/-               |
| GW Mitchell  | 4       | 4       | 1        | 30*        | -    | -   | 54   | 18.00   | 4/-               |
| HT Pedrola   | 2       | 2       | 1        | 38*        | -    | -   | 49   | 49.00   | 1/-               |
| OS Gilchrist | 4       | 4       | 1        | 19*        | -    | -   | 43   | 14.33   | 6/-               |
| MP Du Payne  | 1       | 1       | -        | 41         | -    | -   | 41   | 41.00   | 1/-               |
| DW Cottee    | 4       | 3       | 2        | 21*        | -    | -   | 39   | 39.00   | 1/-               |
| JB Neill     | 1       | 1       | -        | 15         | -    | -   | 15   | 15.00   | 1/-               |
| MPW Jeh      | 2       | 1       | -        | 11         | -    | -   | 11   | 11.00   | 1/-               |
| CJ Smith     | 2       | 1       | -        | 10         | -    | -   | 10   | 10.00   | -/-               |
| KC Brown     | 1       | 1       | -        | 8          | -    | -   | 8    | 8.00    | -/-               |
| RAJ Anderson | 4       | 1       | 1        | 7*         | -    | -   | 7    | -       | 1/-               |
| MD Norris    | 3       | 3       | -        | 7          | -    | -   | 7    | 2.33    | 1/-               |
| DR Turner    | 3       | 1       | -        | 5          | -    | -   | 5    | 5.00    | -/-               |
| CJ Lanagan   | 4       | 1       | -        | 4          | -    | -   | 4    | 4.00    | -/-               |
| AJ Brown     | 3       | 1       | 1        | 3*         | -    | -   | 3    | -       | -/-               |
| MC Bragg     | 1       | 1       | -        | 0          | -    | -   | -    | 0.00    | 1/-               |
| JH Dawes     | 1       | -       | -        | 0          | -    | -   | -    | -       | -/-               |

### Sunday Legends Grade Bowling

| Player       | Overs | Maidens | Runs | Wickets | Average | Best |
|--------------|-------|---------|------|---------|---------|------|
| CJ Lanagan   | 15    | 1       | 83   | 8       | 10.38   | 3-15 |
| CJ Smith     | 7     | -       | 35   | 7       | 5.00    | 4-20 |
| DW Cottee    | 10.1  | -       | 64   | 4       | 16.00   | 2-4  |
| RAJ Anderson | 15    | -       | 60   | 3       | 20.00   | 1-17 |
| DR Turner    | 9     | -       | 41   | 2       | 20.50   | 1-6  |
| AJ Brown     | 8     | -       | 55   | 2       | 27.50   | 1-7  |
| MPW Jeh      | 4.4   | -       | 29   | 2       | 14.50   | 1-6  |
| JH Dawes     | 3     | -       | 12   | 2       | 6.00    | 2-12 |
| HT Pedrola   | 4     | -       | 19   | 1       | 19      | 1-19 |
| MD Norris    | 0.2   | -       | 2    | -       | 0       | 0-2  |

## C2 WAREHOUSE PRE-CHRISTMAS COMPETITION

| Team                     | Points        | NRR           |
|--------------------------|---------------|---------------|
| Macgregor Masters        | 151.95        | 1.3359        |
| Bald Hills / Lawnton (1) | 134.19        | 0.7084        |
| <b>Valley</b>            | <b>107.96</b> | <b>0.7960</b> |
| Mater Hill               | 73.42         | -0.9485       |
| Bald Hills / Lawnton (2) | 71.85         | -0.0057       |
| Gold Crest Cobras        | 53.45         | -2.0972       |

### C2 Warehouse Captain's Report: James Durkin

The Valley C2 Warehouse team finished 3rd in what was a season of literally two halves - a team of mainly U15's up to Christmas led by James Durkin, and a team of older lads and a couple of U13's (Zanden Jeh & Nick Bradford) post-Christmas lead by Michael Jeh. In all we used 39 players for the season with only two players, Andrew Woodroffe & Caleb Fricker, playing the entire season.

Round 1 saw some records broken as we took on the premiers from the previous season. Valley scored 438 with Manav Chhabra scoring 123, James Durkin 104no in a record 9th wicket partnership of 96 with his son Josh Durkin (79) and a record 10th wicket partnership of 82 with Angus Brien (28). We had Bald Hills all out for 171 - an impressive win over the eventual season premiers!

Tom Collier only played 3 games but his batting stats were amazing - 264 runs at an average of 264 with back-to-back hundreds, including a club high 140no plus a nice 105no.

Some other batting highlights were a very well compiled 80 by Flynn Brien, a mistake free 65 by Liam Querido, two top order 50's by Harry Tonks, a post-Christmas 103 & 88 by Mitch McDonald and a 50 to the hard working Andy Woodroffe. The boys also liked watching the 53no from just 18 balls that James Durkin smashed in a one-dayer, which included five 4's and four 6's.

Our bowling was the key to our success with the young lads showing our older opponents that line and length wins games. The boys found out pretty quickly that the bad balls were going to the boundary.

Zanden Jeh ended the season second in the competitions wicket tally with 27 wickets from only 9 matches at an average of 8.6, which included two 6 wicket hauls (6/17 & 6/18), not bad for an U13 left arm orthodox. Josh Durkin took 16 wickets @12.2 with his leggies, while our speed team of Matt Moore (14 wickets @ 14), Caleb Fricker (11 wickets @ 30), Angus Brien (9 wickets @ 16) and Liam Querido (9 wickets @ 17) were impressive. Stephen Beaton bowled well post-Christmas to take 7 wickets @ 9, while Andy Woodroffe took 8 wickets @ 20. The old fox - Michael Jeh, bowled well without luck and under pain management.

Overall an enjoyable season was had by all. The highlight was for the father/son combinations to get out and enjoy some time in the middle with their lads.

A special mention to Drew Fricker who batted twice for no runs and took his first wicket for a long time. Drew was also a great help for Michael Jeh in the post-Christmas season. Another special mention to John Moore who scored on the iPad every game up to Christmas. The final mention for Bob Jones, who in the semi scored a painstaking 12 runs from 85 balls to hold up one end.

James Durkin

## C2 WAREHOUSE PRE-CHRISTMAS STATISTICS

|                 |   |
|-----------------|---|
| Premiership:    | 3rd, lost in Semi Final   |
| Matches Played: | 16: Won 1st innings 9, Drew 1 Lost 1st innings 6  |
| Records:        | 9th wicket partnership of 96 (James Durkin & Josh Durkin)<br>10th wicket partnership of 82 (James Durkin & Angus Brien) |

### C2 Warehouse Pre-Christmas Grade Batting

| Player       | Matches | Innings | Not Outs | Best Score | 100s | 50s | Runs | Average | Catches/Stumpings |
|--------------|---------|---------|----------|------------|------|-----|------|---------|-------------------|
| JM Durkin    | 9       | 9       | 3        | 104*       | 1    | 1   | 315  | 52.50   | 8/1               |
| AR Woodroffe | 12      | 12      | -        | 54         | -    | 1   | 268  | 22.33   | 7/-               |
| TA Collier   | 3       | 3       | 2        | 140*       | 2    | -   | 264  | 264.00  | 2/-               |
| HL Tonks     | 8       | 9       | 2        | 59         | -    | 2   | 235  | 33.57   | 6/1               |
| ML McDonald  | 2       | 2       | -        | 103        | 1    | 1   | 191  | 95.50   | -/-               |
| AD Brien     | 9       | 9       | 3        | 47*        | -    | -   | 190  | 31.67   | 1/-               |
| JW Durkin    | 8       | 9       | 1        | 79         | -    | 1   | 188  | 23.50   | 2/-               |
| MC Moore     | 9       | 10      | -        | 43         | -    | -   | 162  | 16.20   | 2/-               |
| FA Brien     | 9       | 8       | -        | 80         | -    | 1   | 151  | 18.88   | 9/1               |
| LJ Stack     | 8       | 8       | -        | 49         | -    | -   | 130  | 16.25   | -/-               |
| DR Stack     | 7       | 6       | -        | 42         | -    | -   | 126  | 21.00   | 1/-               |
| MC Chhabra   | 1       | 1       | -        | 123        | 1    | -   | 123  | 123.00  | -/-               |
| LH Querido   | 8       | 8       | -        | 65         | -    | 1   | 102  | 12.75   | -/-               |
| JA McCall    | 4       | 4       | -        | 40         | -    | -   | 101  | 25.25   | 3/1               |
| MPW Jeh      | 7       | 6       | 2        | 41         | -    | -   | 94   | 23.50   | 3/-               |
| CW Fricker   | 14      | 12      | 5        | 31*        | -    | -   | 82   | 11.71   | 6/-               |
| Z Jeh        | 8       | 9       | 2        | 19         | -    | -   | 63   | 9.00    | 2/-               |
| RH Jones     | 3       | 4       | -        | 27         | -    | -   | 58   | 14.50   | -/-               |
| MJ Kennedy   | 2       | 2       | 2        | 50*        | -    | 1   | 50   | -       | -/-               |
| C Bradford   | 3       | 2       | -        | 27         | -    | -   | 41   | 20.50   | 1/-               |
| N Bradford   | 6       | 4       | 1        | 36         | -    | -   | 41   | 13.67   | 3/2               |
| LA Dawes     | 1       | 1       | 1        | 31*        | -    | -   | 31   | -       | -/-               |
| JS Hine      | 4       | 3       | 1        | 13*        | -    | -   | 25   | 12.50   | 1/-               |
| GC Brown     | 1       | 1       | -        | 21         | -    | -   | 21   | 21.00   | -/-               |
| GJ Bradley   | 2       | 2       | -        | 11         | -    | -   | 17   | 8.50    | 1/-               |
| EJ Lehmann   | 5       | 5       | -        | 9          | -    | -   | 17   | 3.40    | 1/-               |
| LR Warner    | 1       | 1       | -        | 15         | -    | -   | 15   | 15.00   | -/-               |
| BL Mooney    | 2       | 2       | -        | 4          | -    | -   | 6    | 3.00    | -/-               |
| JA Bradley   | 2       | 2       | -        | 3          | -    | -   | 4    | 2.00    | 2/1               |
| ZL Hancock   | 1       | 1       | -        | 2          | -    | -   | 2    | 2.00    | -/-               |
| BG Brien     | 5       | 2       | -        | 0          | -    | -   | -    | 0.00    | 2/-               |
| AW Fricker   | 5       | 2       | 1        | 0*         | -    | -   | -    | 0.00    | -/-               |
| SJ Beaton    | 2       | 1       | -        | 0          | -    | -   | -    | 0.00    | -/-               |
| BV Irwin     | 2       | 1       | -        | 0          | -    | -   | -    | 0.00    | -/-               |
| MB Irwin     | 1       | -       | -        | 0          | -    | -   | -    | -       | -/-               |
| JK Willis    | 1       | -       | -        | 0          | -    | -   | -    | -       | -/-               |



### C2 Warehouse Pre-Christmas Grade Bowling

| Player       | Overs | Maidens | Runs | Wickets | Average | Best | 5 Wkts. |
|--------------|-------|---------|------|---------|---------|------|---------|
| Z Jeh        | 75    | 11      | 216  | 25      | 8.64    | 6-17 | 2       |
| JW Durkin    | 55.5  | 13      | 195  | 16      | 12.19   | 3-10 | -       |
| MC Moore     | 69.3  | 19      | 197  | 14      | 14.07   | 3-14 | -       |
| CW Fricker   | 101.3 | 23      | 332  | 11      | 30.18   | 3-22 | -       |
| AD Brien     | 56    | 21      | 143  | 9       | 15.89   | 2-5  | -       |
| LH Querido   | 50.3  | 14      | 153  | 9       | 17.00   | 2-9  | -       |
| AR Woodroffe | 38.5  | 8       | 161  | 8       | 20.12   | 3-17 | -       |
| SJ Beaton    | 20    | 3       | 63   | 7       | 9.00    | 4-30 | -       |
| JS Hine      | 29    | 7       | 148  | 4       | 37.00   | 3-55 | -       |
| LJ Stack     | 24.2  | 5       | 55   | 4       | 13.75   | 2-2  | -       |
| FA Brien     | 17.2  | 3       | 70   | 3       | 23.33   | 2-6  | -       |
| DR Stack     | 11    | 4       | 27   | 3       | 9.00    | 2-8  | -       |
| EJ Lehmann   | 25    | 2       | 121  | 2       | 60.50   | 1-9  | -       |
| C Bradford   | 21    | 2       | 81   | 2       | 40.50   | 1-24 | -       |
| TA Collier   | 16    | 2       | 81   | 2       | 40.50   | 1-20 | -       |
| GJ Bradley   | 13    | 1       | 77   | 2       | 38.50   | 2-34 | -       |
| HL Tonks     | 10    | 2       | 45   | 2       | 22.50   | 1-9  | -       |
| MC Chhabra   | 5     | 1       | 19   | 2       | 9.50    | 2-19 | -       |
| MPW Jeh      | 22    | 6       | 64   | 1       | 64      | 1-7  | -       |
| MJ Kennedy   | 15    | 6       | 50   | 1       | 50      | 1-26 | -       |
| JM Durkin    | 10.2  | 3       | 36   | 1       | 36.00   | 1-0  | -       |
| N Bradford   | 8     | -       | 24   | 1       | 24.00   | 1-13 | -       |
| BV Irwin     | 6.2   | 1       | 28   | 1       | 28.00   | 1-0  | -       |
| AW Fricker   | 5     | 1       | 16   | 1       | 16.00   | 1-16 | -       |
| RH Jones     | 5     | 1       | 13   | 1       | 13.00   | 1-13 | -       |
| JA McCall    | 1.2   | -       | 15   | 1       | 15.00   | 1-0  | -       |
| JK Willis    | 7     | 4       | 7    | -       | 0.00    | 0-7  | -       |
| ML McDonald  | 4     | -       | 23   | -       | 0.00    | 0-4  | -       |
| LR Warner    | 3     | -       | 10   | -       | 0.00    | 0-10 | -       |
| ZL Hancock   | 2     | -       | 11   | -       | 0.00    | 0-2  | -       |
| BL Mooney    | 2     | -       | 1    | -       | 0.00    | 0-1  | -       |
| BG Brien     | 1     | -       | 8    | -       | 0.00    | 0-8  | -       |



Owen Lynch First Grade Cap Presentation vs Sunshine Coast

## WOMEN'S FIRST GRADE – The Katherine Raymont Shield

| <b>One Day Competition</b> |               |                |
|----------------------------|---------------|----------------|
| <b>Team</b>                | <b>Points</b> | <b>NRR</b>     |
| Sandgate - Redcliffe       | 41.9          | 2.1136         |
| Gold Coast                 | 35.0          | 1.0092         |
| University of QLD          | 23.9          | 0.015          |
| <b>Valley</b>              | <b>11.0</b>   | <b>-1.6469</b> |
| Western Suburbs            | 10.0          | -1.7555        |

| <b>Twenty 20 Competition</b> |               |               |
|------------------------------|---------------|---------------|
| <b>Team</b>                  | <b>Points</b> | <b>NRR</b>    |
| Sandgate - Redcliffe         | 13.0          | 0.7414        |
| Gold Coast                   | 11.0          | -0.5627       |
| <b>Valley</b>                | <b>10.0</b>   | <b>0.7485</b> |
| University of QLD            | 10.0          | -0.3685       |
| Western Suburbs              | 6.0           | -0.5843       |

### Women's First Grade Captain's Report: Megan White

This season was always going to be an exciting time for Valley Cricket, with the club entering a First Grade Women's team for the first time in 15 years. With Harsha De Silva appointed as the Women's coach, the addition of former QLD Fire players Leteysha Randall, Megan White and Heidi Thompson, and some talented up and coming youth, the 2016/2017 season was poised with promise.

With the established clubs in the first grade competition littered with amazing talent, the team started its preparations. Starting with the one day competition rounds, some strong performances by young gun Charli Knott, contributions with bat and ball by Valley diehard Christina Coulson and a fantastic hundred from Leteysha Randall against Sandgate Redcliffe were just some of the highlights.

As the season progressed we headed into the T20 part of the competition with confidence. Collectively as a team we challenged ourselves to try and make the final, however this format became more competitive once the WBBL players returned. Into the last stage of the T20 series we needed to win our last game to make the final, however we fell short by just one point. Throughout this competition the girls played some amazing cricket and some of our talented young players showed experience beyond their years, matching it with the State, National and International players they faced.

During the season 22 first grade caps were awarded, which means many girls were given opportunities to see what first grade is all about and what it takes at that level and each player took this opportunity with both hands. Neve Lynch with the bat and ball and Jess Bradley behind the stumps, are a couple of names to remember in the future as these girls have exceptional talent.

Throughout the year many of the girls were selected in representative sides, with Charli Knott and Jess Bradley selected in the Queensland under 15 side, with Charli given the opportunity as captain. Both these girls played some outstanding cricket and were selected in the Cricket Australia team.

Zeldine Barnard was selected in the Queensland under 18 team and played exceptional cricket during this tournament. Christina Coulson and Courtney Hagen played for Queensland in the Imparja Cup, with Courtney given the honor of captaining the side. Also, it was very pleasing to see that seven girls were selected to represent their respective regions in the State Championships.

Many thanks must go to Harsha De Silva for coaching us this season. As many clubs know, without volunteers clubs would not run as smoothly as they do, therefore a massive thanks must go to David Coulson and Greg Bradley for their help and support in a variety of roles and we greatly appreciate all of their efforts. Finally, this team has been well supported by many of our club members with special mention to Pat Culpan, Grant Mitchell and Tom Gibson.

I am very much looking forward to working with this team next season, as I know this group can develop and grow further and will unlock even more potential.

Megan White



Harsha De Silva and the First Grade ladies in their new coloured clothing.

## WOMEN'S FIRST GRADE COMPETITION STATISTICS

|                 |                       |
|-----------------|-----------------------|
| Premiership:    | 4th in OD, 3rd in T20 |
| Matches Played: | 15: Won 5, Lost 10    |
| Records:        | Nil                   |

### Women's First Grade Batting

| Player        | Matches | Innings | Not Outs | Best Score | 100s | 50s | Runs | Average | Catches/<br>Stumpings |
|---------------|---------|---------|----------|------------|------|-----|------|---------|-----------------------|
| ML White      | 15      | 15      | 2        | 71         | -    | 3   | 434  | 33.38   | 6/-                   |
| LJ Randall    | 15      | 14      | -        | 105        | 1    | 2   | 431  | 30.79   | 1/-                   |
| NEE Lynch     | 11      | 10      | 2        | 22*        | -    | -   | 123  | 15.38   | -/-                   |
| CR Knott      | 13      | 12      | 1        | 21         | -    | -   | 110  | 10.00   | 5/-                   |
| Z Barnard     | 6       | 6       | 1        | 41*        | -    | -   | 91   | 18.20   | 3/-                   |
| JA Bradley    | 11      | 10      | 2        | 23         | -    | -   | 68   | 8.50    | 8/8                   |
| CR Coulson    | 14      | 13      | 3        | 14         | -    | -   | 64   | 6.40    | -/-                   |
| SL Fitzsimon  | 9       | 9       | -        | 31         | -    | -   | 59   | 6.56    | 2/-                   |
| MM Brandon    | 7       | 5       | 2        | 20*        | -    | -   | 35   | 11.67   | 3/2                   |
| HE Thompson   | 11      | 6       | 2        | 13         | -    | -   | 34   | 8.50    | 4/-                   |
| LA Sunderland | 11      | 7       | 2        | 11         | -    | -   | 28   | 5.60    | 3/-                   |
| EA Reppion    | 6       | 4       | -        | 12         | -    | -   | 18   | 4.50    | -/-                   |
| TM Davis      | 3       | 3       | -        | 7          | -    | -   | 13   | 4.33    | 1/-                   |
| LT Walsh      | 1       | 1       | -        | 10         | -    | -   | 10   | 10.00   | 1/-                   |
| TM Sunderland | 11      | 6       | 4        | 4*         | -    | -   | 10   | 5.00    | -/-                   |
| K Clarkson    | 1       | 1       | -        | 9          | -    | -   | 9    | 9.00    | -/-                   |
| JE Cope       | 3       | 3       | 1        | 6          | -    | -   | 8    | 4.00    | -/-                   |
| MB Ryan       | 3       | 2       | 1        | 7*         | -    | -   | 7    | 7.00    | -/-                   |
| OG Tartak     | 4       | 1       | 1        | 4*         | -    | -   | 4    | -       | 1/-                   |
| S Harding     | 1       | 1       | -        | 4          | -    | -   | 4    | 4.00    | -/-                   |
| CE Hagen      | 1       | 1       | -        | 2          | -    | -   | 2    | 2.00    | 1/-                   |
| CN Lewis      | 2       | 1       | -        | 1          | -    | -   | 1    | 1.00    | 1/-                   |
| KJ McGlade    | 3       | -       | -        | 0          | -    | -   | -    | -       | 1/-                   |
| KM Thomson    | 2       | -       | -        | 0          | -    | -   | -    | -       | 1/-                   |
| RS Green      | 1       | -       | -        | 0          | -    | -   | -    | -       | -/-                   |
| TG Paul       | 1       | -       | -        | 0          | -    | -   | -    | -       | -/-                   |
| NJ Wills      | 1       | -       | -        | 0          | -    | -   | -    | -       | -/-                   |

### Women's First Grade Bowling

| Player        | Overs | Maidens | Runs | Wickets | Average | Best | 5 Wkts. |
|---------------|-------|---------|------|---------|---------|------|---------|
| LJ Randall    | 70    | 5       | 279  | 20      | 13.95   | 3-10 | -       |
| CR Coulson    | 71.4  | 7       | 255  | 16      | 15.94   | 4-14 | -       |
| NEE Lynch     | 36    | -       | 184  | 11      | 16.73   | 3-18 | -       |
| ML White      | 48    | 2       | 191  | 8       | 23.88   | 3-20 | -       |
| LA Sunderland | 35.2  | 4       | 167  | 7       | 23.86   | 2-39 | -       |
| TM Sunderland | 24    | 1       | 105  | 5       | 21.00   | 2-13 | -       |
| Z Barnard     | 21    | 1       | 105  | 4       | 26.25   | 2-31 | -       |
| SL Fitzsimon  | 32    | 4       | 183  | 3       | 61.00   | 1-21 | -       |
| CR Knott      | 14.3  | 1       | 86   | 2       | 43.00   | 1-12 | -       |
| TM Davis      | 7     | 1       | 57   | -       | 0.00    | 0-9  | -       |
| JE Cope       | 3     | -       | 15   | -       | 0.00    | 0-7  | -       |
| EA Reppion    | 1     | -       | 8    | -       | 0.00    | 0-8  | -       |

## WOMEN'S SECOND GRADE – The Jodie Fields Shield

| <b>One Day Competition</b> |               |                |
|----------------------------|---------------|----------------|
| <b>Team</b>                | <b>Points</b> | <b>NRR</b>     |
| Ipswich / Logan            | 43            | 0.4592         |
| Sunshine Coast             | 39            | 1.0229         |
| Sandgate - Redcliffe       | 38            | 0.8252         |
| Western Suburbs            | 32            | 0.2463         |
| University of QLD          | 28            | -0.1230        |
| Gold Coast                 | 25            | -0.0378        |
| Redlands                   | 24            | 0.1281         |
| <b>Valley</b>              | <b>20</b>     | <b>-0.5852</b> |
| Wynnum/Manly               | 11            | -2.0414        |

| <b>Twenty 20 Competition</b> |               |                |
|------------------------------|---------------|----------------|
| <b>Team</b>                  | <b>Points</b> | <b>NRR</b>     |
| Sandgate - Redcliffe         | 8             | 1.6112         |
| Redlands                     | 7             | 0.7277         |
| Ipswich / Logan              | 6             | 0.7424         |
| Sunshine Coast               | 6             | 0.6371         |
| Gold Coast                   | 5             | -0.1276        |
| University of QLD            | 4             | -0.1391        |
| Western Suburbs              | 4             | -0.3790        |
| <b>Valley</b>                | <b>2</b>      | <b>-0.3936</b> |
| Wynnum/Manly                 | 2             | -3.2536        |

### Women's Second Grade Captain's Report: Christie Lewis

With the majority of last season's grand final team appearing in First Grade, this season's Jodie Fields team was used as a chance to introduce young, promising junior cricketers to senior cricket. Lead ably by Christie Lewis, Odette Tartak and Rebecca Green this season can only be judged as a success based on the number of young players exposed to Senior women's cricket. Throughout the course of the year we saw at least a dozen girls under the age of 15 play in our Jodie Fields team. The lessons they learned will not only set them up well for their future, but also the future of the Women's program at VDCC.

The season commenced with two tough losses against Wests and Uni. Both opponents were chocked full of Junior representative talent and experienced senior cricketers. Not to be defeated, our young girls continued to work hard at training and learn from the experience of playing against older and more seasoned competitors. This hard work was rewarded with wins against last season's premiers Sandgate and a strong Ipswich team, both away from home. Returning home prior to the T20 competition, the girls showed tremendous diehard spirit defending a small total and took 6 Gold Coast wickets for less than 10 runs to close out their third win for the season.

Key to these wins were the performances of Christie Lewis, Nicole Wills and Kate Lutkins with the bat, and Erney Sunderland, Mia Ryan and Jaime Cope with the ball. During this period Christie recorded multiple 50's supported by Kate with a 50 on debut for VDCC and a personal high score for Nicole. Erney took a remarkable 5/8 against Ipswich, Mia bowled crucial death overs to secure a win against Sandgate and Jaime took a remarkable 4 for 1 in her 2nd spell to blow Gold Coast out of the water.

The T20 competition was a completely new experience for the majority of the Jodie Fields squad and the experience gained will be invaluable in future seasons. Despite winning only 1 of 5 games, the girls competed in fantastic spirit and were competitive in every game.

Back into the 40 over game after Christmas the results continued to go against the girls despite their best efforts with the burden of injuries, representative cricket and school commitments in full effect.

To finish, there are a number of positives which must be highlighted in a successful season:

- Congratulations to Tilly Paul, Aster Cowan-Dillon and Annaliese Childs on their selection in the U14 QLD indoor cricket team.
- Courtney Hagen captained the QLD Women's Imparja team to a grand final appearance versus NSW.
- Congratulations to a then 12 year old Bronte Pearson on taking her first senior wicket against Gold Coast.
- Jaime Cope took a remarkable hat trick against eventual premiers Sunshine Coast, all three wickets bowled with each wicket hitting a different stump.

Finally, it would be remiss to not thank Mark Pearson for his contribution as the scorer for the team through the entire season. Thank you Mark.

Christie Lewis

## WOMEN'S SECOND GRADE COMPETITION STATISTICS

|                 |                             |
|-----------------|-----------------------------|
| Premiership:    | 8th in OD, 8th in T20       |
| Matches Played: | 15: Won 4, Drawn 1, Lost 10 |
| Records:        | Nil                         |

### Women's Second Grade Batting

| Player          | Matches | Innings | Not Outs | Best Score | 100s | 50s | Runs | Average | Catches/Stumpings |
|-----------------|---------|---------|----------|------------|------|-----|------|---------|-------------------|
| CN Lewis        | 12      | 12      | -        | 60         | -    | 3   | 289  | 24.08   | 3/-               |
| NJ Wills        | 12      | 11      | 3        | 47*        | -    | -   | 125  | 15.62   | -/-               |
| MT Kelly        | 5       | 5       | -        | 65         | -    | 1   | 119  | 23.80   | -/-               |
| CE Hagen        | 9       | 9       | -        | 35         | -    | -   | 117  | 13.00   | 6/1               |
| JA Bradley      | 2       | 2       | 1        | 47         | -    | -   | 72   | 72.00   | 1/1               |
| KE Lutkins      | 1       | 1       | 1        | 66*        | -    | 1   | 66   | -       | -/-               |
| AO Cowan-Dillon | 9       | 9       | 1        | 19         | -    | -   | 65   | 8.12    | 2/-               |
| OG Tartak       | 13      | 13      | -        | 11         | -    | -   | 59   | 4.54    | 3/-               |
| EA Reppion      | 3       | 3       | -        | 40         | -    | -   | 54   | 18.00   | 2/-               |
| DP McGuinness   | 8       | 8       | 2        | 28*        | -    | -   | 54   | 9.00    | -/-               |
| RS Green        | 6       | 6       | 1        | 16         | -    | -   | 48   | 9.60    | 2/-               |
| TM Sunderland   | 4       | 4       | 1        | 27         | -    | -   | 42   | 14.00   | 1/-               |
| MB Ryan         | 12      | 7       | 2        | 27         | -    | -   | 41   | 8.20    | 3/-               |
| JE Cope         | 12      | 6       | 1        | 17         | -    | -   | 41   | 8.20    | 2/-               |
| AG Childs       | 12      | 12      | 1        | 15         | -    | -   | 37   | 3.36    | -/-               |
| C Lobegeiger    | 6       | 6       | 2        | 14         | -    | -   | 33   | 8.25    | -/-               |
| TG Paul         | 9       | 6       | 3        | 7*         | -    | -   | 24   | 8.00    | 2/-               |
| BA Pearson      | 13      | 11      | 2        | 7          | -    | -   | 21   | 2.33    | 1/-               |
| CR Coulson      | 1       | 1       | -        | 13         | -    | -   | 13   | 13.00   | -/-               |
| CR Knott        | 1       | 1       | -        | 10         | -    | -   | 10   | 10.00   | -/-               |
| C McBaron       | 1       | 1       | -        | 1          | -    | -   | 1    | 1.00    | -/-               |
| KJ McGlade      | 1       | 1       | -        | 1          | -    | -   | 1    | 1.00    | -/-               |
| CR Nankivell    | 4       | 2       | -        | 0          | -    | -   | -    | 0.00    | -/-               |
| CE Denais       | 2       | 2       | 1        | 0*         | -    | -   | -    | 0.00    | -/-               |
| GC Nankivell    | 3       | 1       | -        | 0          | -    | -   | -    | 0.00    | -/-               |
| EG Savage       | 2       | 1       | -        | 0          | -    | -   | -    | 0.00    | -/-               |
| AJ Humphreys    | 1       | -       | -        | 0          | -    | -   | -    | -       | -/-               |
| LA Sunderland   | 1       | -       | -        | 0          | -    | -   | -    | -       | -/-               |

### Women's Second Grade Bowling

| Player          | Overs | Maidens | Runs | Wickets | Average | Best | 5 Wkts. |
|-----------------|-------|---------|------|---------|---------|------|---------|
| JE Cope         | 54    | 2       | 240  | 15      | 16.00   | 4-14 | -       |
| NJ Wills        | 49.3  | 3       | 198  | 11      | 18.00   | 3-10 | -       |
| MB Ryan         | 49    | 3       | 232  | 7       | 33.14   | 3-20 | -       |
| RS Green        | 31.2  | 4       | 99   | 7       | 14.14   | 4-18 | -       |
| TM Sunderland   | 18    | 3       | 54   | 7       | 7.71    | 5-8  | 1       |
| TG Paul         | 43    | 1       | 200  | 6       | 33.33   | 2-23 | -       |
| AO Cowan-Dillon | 34    | -       | 167  | 6       | 27.83   | 3-44 | -       |
| C Lobegeiger    | 33    | 2       | 136  | 5       | 27.20   | 2-26 | -       |
| AG Childs       | 16    | -       | 74   | 3       | 24.67   | 1-2  | -       |
| EG Savage       | 3     | -       | 14   | 2       | 7.00    | 2-14 | -       |
| LA Sunderland   | -     | -       | 10   | 1       | 10.00   | 1-10 | -       |
| CR Nankivell    | 13    | 1       | 46   | 1       | 46.00   | 1-14 | -       |
| BA Pearson      | 7     | -       | 42   | 1       | 42.00   | 1-10 | -       |
| CN Lewis        | 4     | -       | 19   | 1       | 19.00   | 1-14 | -       |
| CE Denais       | 5     | -       | 25   | -       | 0.00    | 0-25 | -       |
| CE Hagen        | 4     | -       | 19   | -       | 0.00    | 0-8  | -       |
| CR Knott        | 4     | 1       | 11   | -       | 0.00    | 0-11 | -       |
| OG Tartak       | 1     | -       | 4    | -       | 0.00    | 0-4  | -       |

# TEAM AND INDIVIDUAL ALL-TIME RECORDS

## IMPORTANT NOTES & GRADES HISTORY

|   |   |  |
|---|---|--|
| <b>IMPORTANT NOTES</b>                          | <p>(i) Annual Reports from 1898-99 to 1921-22 are reported to have been lost in a flood. If anyone has, or knows of the whereabouts of any of these reports, it would be appreciated if you would contact the Club Secretary or any Club official.</p> <p>(ii) N/R — means 'Not Recorded' or 'Not Recorded Fully'</p> <p>(iii) The Top 20 All-Time Tables exclude:</p> <ul style="list-style-type: none"> <li>• First Grade One-Day competitions;</li> <li>• Open Age competition;</li> <li>• Under 19 competitions;</li> <li>• Over 40's competitions;</li> <li>• Sunday Legends T20 competitis;</li> <li>• Women's teams;</li> <li>• Zone 2 Valleys/Norths/BNJCA Junior teams.</li> </ul> <p>(iv) Premiership wins are from 1897-98 to present.</p> |  |
| <b>GRADE</b>                                    | <b>NOTES</b>  | <b>RECORD DATES</b>  |
| First – Premiership                             | Previously 'A' Grade<br>One-Day Competitions are NOT included.  | 1897-98 – 1910-11<br>1922-23 – present   |
| First – One Day Competitions                    | No records for 1984-85 & 1990-91 as scorebooks unavailable.<br>1982-83 includes only Rounds one & two.<br>Records for 1996-97 to 1999-00 taken from Annual Reports but as no scorebooks available, partnerships and some individual records unknown. In some cases statistics have been obtained from various Annual Reports. Eg: Centuries, competition wins.  | Since 1982-83  |
| First – T20 Competitions                        |   | Since 2005-06  |
| Second – Premiership                            | Previously 'Reserve' Grade<br>'B' Grade was recorded as Second Grade from 1922-23 to 1933-34 as it was the Club's second highest Grade prior to the introduction of 'Reserve' Grade in 1934-35.   | 1897-98 – 1910-11<br>1922-23 – present   |
| Second – One Day Competition                    |   | Since 2010-11  |
| Second – T20 Competition                        |   | Since 2010-11  |
| Third   | Previously 'B' Grade<br>'C' Grade was recorded as Third Grade from 1922-23 to 1933-34 as it was the Club's third highest Grade prior to the introduction of 'Reserve' Grade in 1934-35.   | Since 1922-23  |
| Fourth  | Previously 'C' Grade<br>Prior to the introduction of 'Reserve' Grade in 1934-35, 'C' Grade was recorded as 'Third' or 'B' Grade, as it was the Club's third highest Grade (until 1934-35).  | Since 1934-35  |
| Fifth   |   | Since 1979-80  |
| Sixth   |   | Since 1992-93<br>Discontinued 1997-98<br>Resumed 2007-08                         |
| Under 18  | Previously 'Intermediate'.<br>Also known as Under 17 from 1986 to 1988.   | Since 1948-49<br>Discontinued 1991-92<br>Resumed 1997-98<br>Discontinued 2007-08 |
| Under 19  | There was no Under 19 competition from 1974-75 to 1980-81 and from 1997-98 to 2003-04.<br>Resumed 2004-05 but discontinued 2010-11.   | Since 1969-70  |
| Open Age  | Replaced the Under 19 competition with its goal to provide 1-Day cricket for lower Grade players. No records in report.   | 1997-98 only   |
| Under 16/17/18<br>Lord's Taverners Competitions | Lord's Taverners Competition<br>Under 16 from 1991-92 to 2006-07 inclusive and 2012-13 to 2013-14.<br>Under 17 in 2007-08 to 2009-10 inclusive and 2014-15 to present.<br>Under 18 in 2010-11 & 2011-12.  | Since 1991-92  |
| Schoolboy                                       | Under 15 Competition  | Since 1957-58<br>Discontinued 1975-76  |
| Sub Districts/Warehouse                         | All Sub Districts and Warehouse Grades have been combined under this heading. There were no Valley Sub District/Warehouse teams from 1979-80 to 1988-89 inclusive.  | Since 1977-78  |
| Over 40's                                       | Limited Overs One Day Competition   | Since 2001-02  |
| Sunday Legends T20 Competition                  | Limited Overs Twenty 20 Competition   | Since 2011-12  |
| Women's   | There were no Valley women's teams from 1989/90 to 1992-93 inclusive, & from 2003-04 to 2013-14.  | Since 1979-80  |
| Juniors (Zone 2)                                | Valley/Norths Zone.   | 1972-73, 1975-76 to<br>1985-86   |
| BNJCA   | Please refer to the Junior Teams Section of this report.<br>Brisbane North Junior Cricket Association (BNJCA)   | Since 1993-94<br>Since 1997-98   |

## REPRESENTATIVES IN INTERNATIONAL & INTERSTATE MATCHES

### AUSTRALIAN PLAYERS (12) (Era whilst at VDCC)

|         |  |
|---------|--|
| 1911-12 | JW McLaren                                   |
| 1924-25 | LPD O'Connor                                 |
| 1926-27 | LPD O'Connor; ADA Mayes                      |
| 1928-29 | OE Nothling                                  |
| 1929-30 | A Hurwood                                    |
| 1930-31 | A Hurwood                                    |
| 1946-47 | D Tallon                                     |
| 1980-81 | AR Border                                    |
| 1981-82 | AR Border                                    |
| 1982-83 | AR Border; KC Wessels                        |
| 1983-84 | AR Border; KC Wessels                        |
| 1984-85 | AR Border (Captain); KC Wessels; GM Ritchie  |
| 1985-86 | AR Border (Captain); KC Wessels; GM Ritchie  |
| 1986-87 | AR Border (Captain); GM Ritchie              |
| 1987-88 | AR Border (Captain)                          |
| 1988-89 | AR Border (Captain)                          |
| 1989-90 | AR Border (Captain)                          |
| 1990-91 | AR Border (Captain)                          |
| 1991-92 | AR Border (Captain)                          |
| 1992-93 | AR Border (Captain); ML Hayden               |
| 1993-94 | AR Border (Captain); ML Hayden               |
| 1994-95 | SG Law (One-Day Team)                        |
| 1995-96 | SG Law                                       |
| 1996-97 | ML Hayden; SG Law (One-Day Team)             |
| 1997-98 | ML Hayden (One-Day Team)                     |
| 1999-00 | ML Hayden (Test & One Day Team)              |
| 2000-01 | ML Hayden (Test & One Day Team)              |
| 2001-02 | ML Hayden (Test & One Day Team)              |
| 2002-03 | ML Hayden (Test & One Day Team)              |
| 2003-04 | ML Hayden (Test & One Day Team)              |
| 2004-05 | ML Hayden (Test & One Day Team)              |
| 2005-06 | ML Hayden (Test & Twenty20 Team)             |
| 2006-07 | ML Hayden (Test, One Day & Twenty20 Team)    |
| 2007-08 | ML Hayden (Test, One Day & Twenty20 Team)    |
| 2008-09 | ML Hayden (Test)                             |
| 2012-13 | UT Khawaja (One Day Team)                    |
| 2013-14 | UT Khawaja (Test, One Day and Twenty20 Team) |
| 2015-16 | UT Khawaja (Test, One Day and Twenty20 Team) |
| 2016-17 | UT Khawaja (Test, One Day and Twenty20 Team) |

### QUEENSLAND PLAYERS (67)

| Player        | Era (whilst at Valley)         |
|---------------|--------------------------------|
| SP Jones      | 1899/00                        |
| CF Morgan     | 1899/00 – 05/06                |
| R Macdonald   | 1899/00, 02/03 – 03/04         |
| CY Adamson    | 1899/00                        |
| HW Chapman    | 1901/02                        |
| AA Atkins     | 1902/03 – 05/06                |
| RD Pyke       | 1904/05                        |
| T Byrne       | 1901/02 - 05/06                |
| CW Patrick    | 1905/06                        |
| MF McCaffrey  | 1908/09                        |
| JW McLaren    | 1906/07 – 14/15                |
| SJ Redgrave   | 1908/09                        |
| SJ Fennelly   | 1909/10 - 1910/11, 1920/21     |
| AE Sims       | 1910/11                        |
| LPD O'Connor  | 1912/13 – 13/14, 20/21 – 29/30 |
| SW Ayres      | 1913/14 – 14/15, 19/20 – 24/25 |
| RJ Willcocks  | 1913/14                        |
| LE Oxenham    | 1919/20                        |
| WM Kay        | 1920/21                        |
| CBP McFarlane | 1924/25, 30/31                 |
| CW Sim        | 1925/26                        |
| EH Hutcheon   | 1925/26                        |
| ADA Mayes     | 1925/26 – 26/27                |
| A Hurwood     | 1925/26, 27/28, 29/30 – 31/32  |

| <b>Player</b> | <b>Era (whilst at Valley)</b>  |
|---------------|--------------------------------|
| OE Nothling   | 1927/28 – 28/29                |
| RM Levy       | 1928/29 – 29/30, 32/33 – 35/36 |
| VHV Goodwin   | 1929/30 – 30/31                |
| KLM Mossop    | 1929/30 – 32/33                |
| W Duncan      | 1930/31                        |
| JEHP Hogg     | 1931/32                        |
| BRD O'Connor  | 1934/35 – 35/36                |
| WC Andrews    | 1936/37                        |
| BL Webb       | 1937/38                        |
| D Tallon      | 1946/47                        |
| FE Nolan      | 1948/49 – 49/50                |
| JT Harten     | 1948/49 – 49/50                |
| CE Harvey     | 1949/50                        |
| RP Easton     | 1959/60                        |
| GM Egan       | 1963/64 – 64/65                |
| J Brown       | 1965/66                        |
| GT Gray       | 1968/69                        |
| KE Dudgeon    | 1969/70 – 74/75                |
| FM Francke    | 1971/72 – 79/80                |
| PA Ryan       | 1971/72                        |
| WJ Neville    | 1971/72                        |
| CJ Cooke      | 1976/77                        |
| GJ Madders    | 1979/80                        |
| AR Border     | 1980/81 – 95/96                |
| KC Wessels    | 1980/81 – 85/86                |
| AB Henschell  | 1981/82 – 90/91                |
| AN Brown      | 1983/84, 85/86                 |
| GM Ritchie    | 1984/85 – 86/87                |
| PW Anderson   | 1986/87 – 87/88                |
| PJ Carew      | 1986/87 – 87/88, 89/90         |
| SG Law        | 1987/88 – 90/91, 92/93 – 96/97 |
| JM Walker     | 1988/89                        |
| PJ Drinnen    | 1989/90                        |
| GI Foley      | 1989/90                        |
| ML Hayden     | 1990/91 – 2008/09              |
| JH Dawes      | 1997/98 – 2005/06              |
| LA Carseldine | 1998/99 – 2003/04, 2007/08     |
| NJ Kruger     | 2002/03, 2007/08, 2009/10      |
| MC Bragg      | 2007/08                        |
| LW Feldman    | 2009/10 –                      |
| UT Kwawaja    | 2012/13 –                      |
| JD Wildermuth | 2014/15 –                      |
| MT Steketee   | 2015/16 –                      |

---

## **AUSTRALIAN WOMEN PLAYERS (2)**

| <b>Player</b>    | <b>Era (whilst at Valley)</b> |
|------------------|-------------------------------|
| SL (Sharyn) Bow  | 1993/94                       |
| KL (Kellie) Rich | 1995/96                       |

## **QUEENSLAND WOMEN PLAYERS (9)**

| <b>Player</b>          | <b>Era (whilst at Valley)</b>  |
|------------------------|--------------------------------|
| SL (Sharyn) Bow        | 1993/94 – 95/96                |
| KL (Kellie) Rich       | 1995/96 – 96/97                |
| VL (Vanessa) Pickering | 1993/94 – 01/02                |
| LA (Linda) Scott       | 1993/94 – 94/95                |
| MM (Maryanne) Brandon  | 1995/96 – 96/97, 99/00 – 01/02 |
| K (Kym) Fazackerly     | 1996/97                        |
| TE (Tricia) Brown      | 1998/99 – 2002/03              |
| CG (Cindy) Kross       | 1998/99 – 2002/03              |
| R (Reanna) Browne      | 2002/03                        |



## VDCC PREMIERSHIPS & CHAMPIONSHIPS (101)

|   |    |  |
|---|----|--|
| <b>FIRST GRADE</b>                        | 11 | 1901-02 1914-15 1918-19 1919-20 1928-29 1930-31<br>1974-75 1984-85 1994-95 1996-97 2013-14                         |
| <b>FIRST GRADE ONE DAY Limited Overs</b>  | 8  | 1972-73 1973-74 1983-84 1986-87 1992-93 1995-96 1996-97<br>2000-01   |
| <b>FIRST GRADE T20 Limited Overs</b>      | 2  | 2012-13 2013-14  |
| <b>SECOND GRADE</b>                       | 12 | 1898-99 1901-02 1904-05 1919-20 1920-21 1937-38<br>1949-50 1956-57 1961-62 1973-74 1978-79 2003-04                 |
| <b>SECOND GRADE ONE DAY Limited Overs</b> | 1  | 2016-17  |
| <b>THIRD GRADE</b>                        | 9  | 1953-54 1975-76 1978-79 1980-81 1981-82 2001-02 2003-04<br>2005-06 2007-08   |
| <b>FOURTH GRADE</b>                       | 14 | 1934-35 1978-79 1982-83 1990-91 1991-92 1998-99 2000-01<br>2001-02 2003-04 2004-05 2005-06 2006-07 2014-15 2015-16 |
| <b>FIFTH GRADE</b>                        | 10 | 1979-80 1988-89 1990-91 1991-92 1993-94 1995-96 2003-04<br>2009-10 2014-15 2016-17                                 |
| <b>SIXTH GRADE</b>                        | 5  | 1992-93 2012-13 2013-14 2014-15 2015-16  |
| <b>SUB DISTRICTS</b>                      | 7  | 1997-98 (C1) 2001-02 (B2) 2003-04 (B1) 2012-13 (C1)<br>2012-13 (C3) 2013-14 (C2) 2016-17 (B3)                      |
| <b>UNDER 18 GRADE</b>                     | 5  | 1955-56 1973-74 1981-82 1991-92 1999-00  |
| <b>UNDER 19 GRADE Limited Overs</b>       | 5  | 1971-72 1981-82 1985-86 1988-89 1991-92  |
| <b>SUNDAY LEGENDS T20 Limited Overs</b>   | 2  | 2012-13 2014-15  |
| <b>OPEN AGE GRADE Limited Overs</b>       | 1  | 1997-98  |
| <b>U16/17 LORD'S TAVERNERS</b>            | 2  | 1995-96 2000-01  |
| <b>"SCHOOLBOY" GRADE</b>                  | 2  | 1958-59 1961-62  |
| <b>WOMEN'S 1ST GRADE</b>                  | 3  | 1994-95 1995-96 1996-97  |
| <b>WOMEN'S 2ND GRADE</b>                  | 2  | 1983-84 1985-86  |

## VDCC CLUB CHAMPIONSHIPS (11)

| <b>Year</b> | <b>First Grade Captain</b>    | <b>Club Coaches</b>                                    |
|-------------|-------------------------------|--|
| 1974-75     | Keith Dudgeon                 | Geoff Trivett  |
| 1978-79     | Keith Dudgeon                 | Keith Dudgeon  |
| 1982-83     | Gary Madders / Kepler Wessels | Gill Chapman, Tom Viewers                              |
| 1988-89     | Brett Henschell               | Grant Law  |
| 1990-91     | Brett Henschell               | Jim Taylor   |
| 1991-92     | Geoff Foley                   | Jim Taylor   |
| 1992-93     | Michael Ephraims              | Michael Ephraims (1sts Squad), Jim Taylor (Club)       |
| 1996-97     | Michael Ephraims              | Peter Drinnen (1sts Squad), Clinton Kempnich (Club)    |
| 2000-01     | Lee Carseldine                | Michael Ephraims (1sts Squad), Clinton Kempnich (Club) |
| 2001-02     | Lee Carseldine                | Michael Ephraims (1sts Squad), Clinton Kempnich (Club) |
| 2002-03     | Joe Dawes                     | Michael Ephraims (1sts Squad), Clinton Kempnich (Club) |

## PREMIERSHIP TEAM PLAYER LISTS

|   |   |
|---|---|
| 2-day Premiership Match Competitions    | Final Teams and players who played 5 games or more. |
| Limited Overs Championship Competitions | Final Teams and players who played multiple games.  |

### FIRST GRADE PREMIERHIPS

|                |   |
|----------------|---|
| <b>1901-02</b> | CF (Charlie) Morgan (C), WA (William) Blackstock, T (Thomas) Byrne, HW (Henry) Chapman, JT (John) Corrigan, AE (Alfred) Down, PEJ (Patrick) Fagan, RC (Robert) Hancock, WF (William) Kenny, R (Robbie) Macdonald, V (Valentine) Macdonald, PJ (Patrick) Maher, PC (Percy) Sapsford, JP (John) Smith.  |
| <b>1914-15</b> | JW (John) McLaren (C), SW (Syd) Ayres, L (Leslie) Blundell, AN (Albert) Bolton, D (Douglas) Davenport, OA (Oscar) Davenport, G (George) Down Jnr, VRH (Victor) Down, SC (Samuel) Eggleston, WA (William) Fraser, RS (Ronald) Irvine, F (Frederick) Noyes, R Parker, RW (Robert) Rice, FA (Frederick) Short, H Walker.   |
| <b>1918-19</b> | JW (John) McLaren (C), SW (Syd) Ayres, BB (Bruce) Barrack, HT (Herbert) Beasley, L (Leslie) Blundell, AN (Albert) Bolton, VR (Vivian) Gray, RS (Ronald) Irvine, EG (Ernest) Langford, GE (George) Lax, CL (Len) Mossop, LPD (Leo) O'Connor, LE (Lionel) Oxenham, R (Robert) Wiltshire.  |
| <b>1919-20</b> | JW (John) McLaren (C), SW (Syd) Ayres, AN (Albert) Bolton, H (Henry) Fewin, ? Fitzgerald, LPD (Leo) O'Connor, LE (Lionel) Oxenham, R Parker, FA (Frederick) Short, DF (Duncan) Thompson.  |
| <b>1928-29</b> | LPD (Leo) O'Connor (C), BB (Bruce) Barrack, JS (James) Bogle, JT (James) Broadfoot, AP (Alan) Chittleborough, VHV (Victor) Goodwin, DC (Douglas) Green, A (Alex) Hurwood, RM (Roy) Levy, CBP (Clement) McFarlane, OE (Otto) Nothling, AL (Albert) Peck, FA (Frederick) Short, GM (George) Ward. Scorer: JG (John) Bell. (KLM Mossop played for QCA Colts this season)                                 |
| <b>1930-31</b> | LPD (Leo) O'Connor (C), HW (Harrie) Alderton, BB (Bruce) Barrack, JT (James) Broadfoot, WS (Stanley) Coltman, W (William) Duncan, VHV (Victor) Goodwin, JEHP (James) Hogg, A (Alex) Hurwood, RM (Roy) Levy, CBP (Clement) McFarlane, AB (Alan) Mossop, BRD (Brian) O'Connor, C (Clarence) Robinson. (KLM Mossop played for QCA Colts this season)   |
| <b>1974-75</b> | Keith Dudgeon (C), Lindsay Bell, John Bourke, Col Cooke, Peter Easton, Geoff Gray, Terry Khan, John Maley, Peter Muspratt, Peter Nicholson, Geoff Trivett, Ross Wallace, Keith Ziebell.<br>(State player Malcolm Francke played 5 games but was unavailable for the Final) Coach: Geoff Trivett, Scorer: Bert McKinley.   |
| <b>1984-85</b> | Terry Khan (C), Peter Anderson, Tony N. Brown, Hilton Chilcott, Geoff Foley, Errol Harris, Brett Henschell, Stuart Law, Paul Lewis, Peter McPhee, Garry Moore, John Nothdurft, Barry Quinn, Greg Ritchie, John Welsh.<br>(Rep. players Allan Border and Kepler Wessels played 1 and 2 games respectively and were unavailable for the Final)<br>Coach: Terry Khan, Scorer: Denis Connell.             |
| <b>1994-95</b> | Brett Henschell (C), Richard Anderson, Allan Border, Lee Carseldine, Michael Ephraims, Michael Jeh, Kane Kersnovske, Chris Lanagan, Heath Pedrola, Dean Reeves, Brendan Shinnick, Jamie Timmins, Paul Whybird.<br>(Rep. players Matthew Hayden and Stuart Law played 5 and 6 games respectively but were unavailable for the Final)<br>Coach: Geoff Trivett, Manager: Ian Reeves, Scorer: Susan Hunt. |
| <b>1996-97</b> | Michael Ephraims (C), Andrew Bailey, Lee Carseldine, Joe Dawes, Ian Hansen, Brett Henschell, Trevor Irvine, Kane Kersnovske, Chris Lanagan, Heath Pedrola, Brendan Shinnick, Darin Turner.<br>(Rep. players Matthew Hayden and Stuart Law played 4 matches but were unavailable for the Final)<br>Coach: Peter Drinnen, Manager: Jim Shinnick, Scorer: Susan Hunt.                                    |
| <b>2013-14</b> | Andrew Gode (C), Josh Dascombe, Luke Feldman, Shane Kabel, Usman Khawaja, Adam Lockhart-Krause, Matthew Petrie, Lachlan Pfeffer, Ben Schuhmacher, James Spargo, Jack Wildermuth. Also played multiple games: Jacques Badenhorst, Kyle Scrimgeour, Sam Tomlinson<br>Coach: Ben Schuhmacher, Manager: Jim Shinnick, Scorer: Pat Culpán.   |

### FIRST GRADE ONE DAY LIMITED OVERS CHAMPIONSHIPS

|                |   |
|----------------|---|
| <b>1972-73</b> | Channel 0 Cup Final Team: Keith Dudgeon (C), Richie Benaud, Col Cooke, Alan Davidson, Peter Easton, Malcolm Francke, Geoff Gray, Noel King, Gary Madders, Warwick Neville, Geoff Waters.  |
| <b>1973-74</b> | Channel 0 Cup Final Team: Peter Muspratt (C), Richie Benaud, Col Cooke, Alan Davidson, Keith Dudgeon, Malcolm Francke, Geoff Gray, Terry Khan, Gary Madders, Geoff Trivett, Geoff Waters.   |
| <b>1983-84</b> | Team Not Available.   |
| <b>1986-87</b> | Gabba Sporting Products Final Team: Terry Khan (C), Gavin Brown, Paul Carew, David Cottee, Michael Ephraims, Geoff Foley, Peter McPhee, Garry Moore, Barry Quinn, Ross Perrett (12 <sup>th</sup> man), Jeff Walker, Bruce Ward.<br>Also played multiple games: Peter Anderson, Brett Henschell. Scorer: Denis Connell.  |
| <b>1992-93</b> | Team Not Available.   |
| <b>1995-96</b> | Metway Cup Final Team: Brett Henschell (C), Allan Border, Lee Carseldine, Michael Ephraims, Mark Glenn, Ian Hansen, Matthew Hayden, Kane Kersnovske, Chris Lanagan, Stuart Law, Brendan Shinnick. Also played multiple games: Richard Anderson (4), Heath Pedrola (6), Paul Whybird (4). One Day Competitions: Metway Cup - 6 games, Coca Cola Cup - 2 games.<br>Coach: Geoff Trivett, Manager: Ian Reeves, Scorer: Susan Hunt.                                 |
| <b>1996-97</b> | Coca Cola Cup Final Team: Michael Ephraims (C), Andrew Bailey, Lee Carseldine, Joe Dawes, Ian Hansen, Trevor Irvine, Kane Kersnovske, Chris Lanagan, Heath Pedrola, Brendan Shinnick, Darin Turner.<br>Also played multiple games: Richard Anderson (2), Matthew Hayden (5), Brett Henschell (3), Paul Whybird (4).<br>One Day Competitions: Metway Cup - 5 games, Coca Cola Cup - 4 games.<br>Coach: Peter Drinnen, Manager: Jim Shinnick, Scorer: Susan Hunt. |
| <b>2000-01</b> | K & R Plumbing One Day Competition Final Team: Lee Carseldine (C), Mitchell Chapman, Richard Clinton, Joe Dawes, John Dellit, Matthew Hayden, Trevor Irvine, Michael Jeh, Chris Lanagan, Brendan Shinnick, Darin Turner, Troy Webster.<br>Also played multiple games: Gavin Brown (3), Lee Dalton (6), Nick Kruger (5), Dean Reeves (3). There were a total of 8 games played. Coach: Michael Ephraims, Manager: Jim Shinnick, Scorer: Pat Culpán.              |

## FIRST GRADE TWENTY 20 LIMITED OVERS CHAMPIONSHIPS

|                |  |
|----------------|--|
| <b>2012-13</b> | Tom Viewers Cup T20 Final Team: Andrew Gode (C), Lee Carseldine, Leigh Drennan, Luke Feldman, Jack Leach, Usman Khawaja, Adam Lockhart-Krause, Brent Morgan, Matthew Petrie, James Spargo, Jack Wildermuth.<br>Also played multiple games: Shane Kabel (5), Paul West (3) Coach: Heath Pedrola, Manager: Jim Shinnick, Scorer: Pat Culpan. |
| <b>2012-14</b> | Tom Viewers Cup T20 Final Team: Andrew Gode (C), Lee Carseldine, Josh Dascombe, Luke Feldman, Shane Kabel, Adam Lockhart-Krause, Matthew Petrie, Lachlan Pfeffer, James Spargo, Michael Spargo, Jack Wildermuth.<br>Coach: Ben Schuhmacher, Manager: Jim Shinnick, Scorer: Pat Culpan.   |

## SECOND GRADE PREMIERSHIPS

|                |  |
|----------------|--|
| <b>1898-99</b> | A Brown, WH (William) Carvosso, LJ (Lachlan) Caskie, WG (Walter) Down, W (William) Exton, JA (Joseph) Flatman, DMT (Derwent) Forster, AH Hatton, H (Hugh) Jones, W (William) McAllister, JP (John) McMurray, IT (Isaac) Newell, A (Alexander) Smith. |
| <b>1901-02</b> | HG (Harry) Beardmore, L Clarke, WG (Walter) Down, WJ (William) Down, G (George) Elms, PEJ (Patrick) Fagen, RC (Robert) Hancock, WB (Wellesley) Hill, S Johns, H (Hugh) Jones, M Martin, J (John) Newell, AJ (Albert) Whyte.                          |
| <b>1904-05</b> | D Andrews, JT (John) Corrigan, JP (John) Crowe, W (William) Exton, A (Arthur) Hendy, WB (Wellesley) Hill, EG (Eric) Manson, CL (Len) Mossop, TG (Gordon) Ross, A (Alexander) Smith, ETL (Edward) Stanton.  |
| <b>1919-20</b> | Team Not Available.  |
| <b>1920-21</b> | Team Not Available.  |
| <b>1937-38</b> | Bert Yeates (C), Ted Clegg, Jim Ferguson, Vince Hodge, J Hodgson, Ern Oliver, Harry Mossop, Laurie Mossop, Dave Picking, James Podgornoff, Jack Smith, W Walker.   |
| <b>1949-50</b> | Col Hoy (C), Frank Carmody, Pat Collins, Col Cuthbertson, Crawford Duncan, Bert Haskings, Les Laracy, Bill Nolan, John Pike, Roy Richards, Bert Salisbury, Doug Thorne, Theo Sherwood.   |
| <b>1956-57</b> | Norm McMahon (C), Ian Campbell, Jim Collings, Des Connor, Percy Cramb, Alan Foote, Don Graham, Alan Haupt, Tom Nash, Peter Nilon, Bill Nolan, Frank Vidler, Dave Waddell.  |
| <b>1961-62</b> | John Troy (C), John Beard, Jim Collings, Ross Ferguson, Bill Greinke, Alan Haupt, Noel King, Kev Logan, John Taylor, Jim Punchard, Frank Vidler, Dave Waddell.   |
| <b>1973-74</b> | Gill Chapman (C), Trevor Baines, Lindsay Bell, Peter Easton, John Gamble, Bob Hunter, Noel King, Ray Kohn, Chris Lane, Kev Logan, David McKellar, Garry Moore, John Petrie, Terry Simms.   |
| <b>1978-79</b> | Lindsay Bell (C), Merv Brauer, Tony N. Brown, Peter Dempsey, Greg Egan, Geoff Harvey, Bruce Jennings, Gerard Keating, Brendan Marrinan, Noel McAuliffe, Garry Moore, Damien O'Rourke, Chris Pailthorpe, Greg Power, Jim Vanderham, Maurice Wise.     |
| <b>2003-04</b> | Richard Anderson (C), Gavin Brown, Tony J. Brown, Tony Dudgeon, Ben Evans, Andrew Forbes, Kiel Harvey, Michael Jeh, Michael Kling, Scott Martin, Tom Mitchell, Chris Raimondi. Scorer: Noel Bolton   |

## SECOND GRADE ONE DAY LIMITED OVERS CHAMPIONSHIPS

|                |   |
|----------------|---|
| <b>2016-17</b> | Adam Lockhart-Krause (C), Camron Farrell, Owen Lynch, Jonathan Knight, Dylan McLachlan, Brock McLachlan, Slater Asnicar, Tom Cramb, Teague Moloney, Jacques Badenhorst, Craig McElligott, Laurence Bristow. |
|----------------|---|

## THIRD GRADE PREMIERSHIPS

|                |   |
|----------------|---|
| <b>1953-54</b> | Roy Richards (C), Jim Barram, Des Connor, Ray Cooper, Percy Cramb, Ron Dean, Don Grimwade, Keith Jones, Len Jones, Don Lakeland, Ian Noon, Neil Scott, Don Sharpe, CH Whittred.   |
| <b>1975-76</b> | Col Leggat (C), Graham Baldwin, Chris Barnard, Ivan Board, Paul Bolton, Peter Halpin, Jim Harten (Junior), Don Langdon, Bill Markwell, John Meldrum, Kaval Sajdeh, Dal Skirving, Geoff Waters.  |
| <b>1978-79</b> | Gill Chapman (C), Trevor Baines, Peter Carpenter, Peter Dempsey, Don Langdon, Steve Lawler, Geoff Manthorpe, Tony Marrinan, Chris Pailthorpe, Frank Poulton, Barry Quinn, Dal Skirving, Jim Vanderham, Geoff Waters.                      |
| <b>1980-81</b> | Gill Chapman & Doug Johnson (shared Captaincy), Mark Behrendorf, Peter Chatman, Bruce Clark, Greg Egan, Bob Gamble, Tony Gill, Steve Janes, Richard Johnston, Steve Lawler, Peter McPhee, Greg Power, Bill Souter, Daryl Toye, Mike Weir. |
| <b>1981-82</b> | Gill Chapman (C), Ross Adams, Jeremy Claessen, Ken Edwards, Bruce Jennings, Richard Johnston, Steve Lawler, Scott Meredith, Damian O'Rourke, Steve Perkins, Greg Power, Daryl Toye, Mike Weir.  |
| <b>2001-02</b> | David Khan (C), Tim Bant, Wes Bramley, Tony J. Brown, Ben Evans, Chris Hutton, Nigel Hutton, Andrew Imrie, David Marriott, Tom Mitchell, Luke Nikolovski, Trent Scott, Justin Street, Paul Towner. Scorer: Ross Towner.                   |
| <b>2003-04</b> | David Khan (C), Tim Bant, Chris Fitzgerald, Malcolm Francke, Andrew Greig, Chris Hutton, Nigel Hutton, Andrew Imrie, Daryl Keast, Scott Martin, Grant Mitchell, Cameron Proudlove, Justin Street, Scott Wood.                             |
| <b>2005-06</b> | Gavin Brown (C), Richard Anderson, Joe Dawes, Jacob Hughes, Chris Hutton, Michael Jeh, Shane Kabel, David Khan, Adam Lockhart-Krause, Cameron Proudlove, Ross Shaw.   |
| <b>2007-08</b> | Gavin Brown (C), Richard Anderson, Jacques Badenhorst, Michael Christensen, Stephen Grummitt, Chris Hutton, Michael Jeh, Mark Jones, Darryl Keast, Grant Mitchell, Brent Morgan, Brendan Prossliner, Elliot Ryan, Sean Weeraratna.        |

### **FOURTH GRADE PREMIERSHIPS**

|                |   |
|----------------|---|
| <b>1934-35</b> | FA (Frederick) Short (C), T Adams, WR (Walter) Barry, JL (Jack) Bretherton, EW (Eric) Baxter, D Foster, GA (George) Gooma, MH (Harry) Mossop, RA (Roy) Potter, CC (Clarrie) Robinson, B (Bruce) Thomas, A (Alan) Weller.  |
| <b>1978-79</b> | Ivan Board (C), George Blazak, Merv Brauer, Adrian Coolwell, Roland Cowles, Peter Fryer, Peter Halpin, Ken Hegerty, Steve Janes, Clinton Kempnich, Peter Massie, M Robb, Dal Skirving, Daryl Toye, Mark Warmington, Ron Wright.   |
| <b>1982-83</b> | Daryl Toye (C, No. 1 team), Gavin Brown, Rob Crawford, Darryl Cross, Bob Greenaway, Peter Halpin, Randy Kay, Andrew Knox, Paul Lewis, Steve Machin, Kel Rogers, Dal Skirving, Tony Simcox, Jon Stoddart, Ashley Tacey, Grant Tanner.  |
| <b>1990-91</b> | Clinton Kempnich (C), Paul Amos, Gill Chapman, Les Dawes, Tony Dudgeon, Lindsay Hutley, Steve Lawler, Mark Mills, Col Murphy, Ross Perrett, Peter Sherman, Jon Stoddart, Shane Toon, Ken Williams.  |
| <b>1991-92</b> | Clinton Kempnich (C), Lee Carseldine, Gill Chapman, Roland Cowles, Les Dawes, Matthew Hill, Lindsay Hutley, Paul Lewis, Gary Martin, Ross Perrett, Rohan Rainbow, Adrian Raven, Jon Stoddart, Shane Toon.   |
| <b>1998-99</b> | Jon Stoddart (C, No. 1 team), Geoff Acton (V/C), Rob Boiston, Phil Crouch, Sean Hunter, Theon Kimball, Matthew Law, Grant Mitchell, Aaron Moore, Luke Nikolovski, Martin Silec, Shane Toon, Jason Watts, Craig Weatherley. Scorer: Noel Bolton.                             |
| <b>2000-01</b> | Jon Stoddart (C, No. 1 team), Geoff Acton (V/C), Rob Boiston, Brent Crooks, Phil Crouch, Bruce Dewar, Doug Fitzgerald, Sean Hunter, Jay Jeha, Matthew Law, Bernie Sheehan, Matthew Tucker, Craig Weatherley. Scorer: Noel Bolton.   |
| <b>2001-02</b> | Clinton Kempnich (C, No. 1 team), Stewart Barlow, Niven Bawden, Brendon Boyd, Michael Dudgeon (V/C), Doug Fitzgerald, Matthew Francis, Michael Johnson, Nathan Lloyd, David Marriott, Scott Martin, Clint Matthews, Dean Reeves, Trent Scott, Michael Shinnick, Alex Short. |
| <b>2003-04</b> | Clinton Kempnich (C, No. 1 team), Corey Baker, Brendon Boyd, Michael Dudgeon (V/C), Malcolm Francke, Luke Holmes, Jacob Hughes, Troy Green, Daryl Keast, Clint Matthews, Luke Nikolovski, Dean Reeves, Michael Shinnick, Scott Wood.  |
| <b>2004-05</b> | Michael Dudgeon (C, No. 1 team), Brendon Boyd, Malcolm Francke, Justin Garrett, Stephen Grummitt, Bennett Hodges, Clinton Kempnich, Rod Lennon, Brett Neill, Luke Nikolovski, Dean Reeves, Michael Shinnick.  |
| <b>2005-06</b> | Matthew Tucker (C, No. 1 team), Nick Condon, Mitchell Elmes, Brendan Foote, Adam Gray, Jay Jeha, Tony Johnson, Theon Kimball, Peter King, Matthew Law, Charlie Moncada, Justin Street.  |
| <b>2006-07</b> | Michael Dudgeon (C, No.2 team), Martin Blackman, Brendon Boyd, Daniel Burgess, Jason Burke, Bob Donker, Justin Garrett, Mark Jones, Clinton Kempnich, Nathan Millard, Dean Reeves, Phil Saxby, Michael Shinnick.  |
| <b>2014-15</b> | Mark Jones (C), Corey Baker, Laurie Bristow, Bob Donker, Nicholas Ephraims, Trent Jones, Alex Lynch, Brock McLachlan, Nick Ryall, Alex Thompson, Lachlan Tindall, Matthew Walter.   |
| <b>2015-16</b> | Bob Donker (C), Martin Blackman, Sam Cousar, Nicholas Ephraims, William Kruip, Trent Jones, Lachlan McRae, Liam Petersen, Nick Ryall, Matthew Shallcross, Alex Thompson, Xavier Thornton, Lachlan Tindall, Michael Toolis.  |

### **FIFTH GRADE PREMIERSHIPS**

|                |   |
|----------------|---|
| <b>1979-80</b> | 5 <sup>th</sup> (2) Team: Geoff Fitzpatrick (C), Chris Battersby, Doug Campbell, Dave Carter, Roland Cowles, Ross Eagles, Mark Irwin, Richard Johnston, Peter Langley, George Leigh, Steve Machin, Tony Marrinan, Kel Rogers, Tony Simcox, Mark Stegman, Kevin Tuite. |
| <b>1988-89</b> | Kevin Tuite (C), Dan Bolton, Bruce Carroll, Wayne Hamburger, Andrew Hamilton, Terry Hicks, Tony Hughes, Andrew James, Randy Kay, Peter Kent, Robert Mills, Jason Shears, Shane Toon, Rod Venn, Paul Whybird.  |
| <b>1990-91</b> | Kel Rogers (C), Bruce Carroll, Rob Crawford, Wayne Hamburger, Brett Irwin, Mark Irwin, Andrew James, Peter Kent, Col Murphy, Andrew Puller, Peter Sherman, Adrian Raven, Shane Toon.  |
| <b>1991-92</b> | Mark Irwin (C), Scott Adlington, Bruce Carroll, Martin Chulov, Rob Crawford, Wayne Hamburger, Brett Irwin, Peter Kent, Paul Owen, Rohan Rainbow, Adrian Raven, Russell Reinikka, Kel Rogers, Shane Toon, Lindsay Trigar, Jason Voll, Ken Williams.                    |
| <b>1993-94</b> | Brett Irwin (C), Brendan Boyd, Bruce Carroll, Adrian Coolwell, Michael Dudgeon, Brook Fairbairn, Damian Hickey, Gary Martin, John McBrien, Tony Micallef, Aaron Raadschelders, Steven Rankine, Michael Shinnick, Jason Voll.  |
| <b>1995-96</b> | Damian Hickey (C), Phil Crouch, Les Dawes, Bruce Dewar, Michael Francis, Sean Hunter, Brett Irwin, Tony Micallef, Peter Nicholson, Joe Petrie, Steven Rankine, Michael Richardson, Kel Rogers, Murray Smith, Shane Toon, Jason Voll.                                  |
| <b>2003-04</b> | Matthew McFadden (C), Leigh Birrell, Jason Burke, Brad Griggs, Leigh Hillier, Paul Kennedy, Michael Macionis, Derek Meggitt, Nathan Millard, Brett Price, Jared Robinson, Shane Toon, Jason Voll.   |
| <b>2009-10</b> | James O'Connor (C), Martin Blackman, Michael Blinkhoff, Sam Byrne, Tom Cramb, Patrick Hanrahan, Steve Hayes, Grant Jennings, Shane Kelly, Matthew McFadden, Tim O'Rourke, Cameron Skinner, Alex Thompson.   |
| <b>2014-15</b> | Jim Whyte (C), Harrison Beath, Jake Coolwell, Sam Cousar, Emmanuel Etheridge, Jacob Horswill, William Kruip, Kuyen Lewis, Matthew McFadden, Craig Pereira, Ashwin Raj, Chris Robinson, Kasper Rubin, Cameron Skinner, Danny Tarabay, Oliver West, Donal Whyte.        |
| <b>2016-17</b> | Cameron Skinner (C), Brodie Saw, Daniel Larke, Nathan Francis, Ajay Samvedi, Daniel Cook, Patrick Cotter, Kaidyn Brown, Harry Collier, Harry Wilmington, James Wallington, Fergus Rees, William Garske, Hayden Whyte, Adam Ball, James Whyte.                         |

## SIXTH GRADE PREMIERSHIPS

|                |   |
|----------------|---|
| <b>1992-93</b> | Mark Irwin (C), Brendan Boyd, Bruce Carroll, Michael Holmberg, Steve Janes, Clinton Kempnich, Peter Kent, Tony Micallef, Greg Minns, Matthew Ogilvie, Paul Owen, Adrian Raven, Jason Voll.  |
| <b>2012-13</b> | 6 <sup>th</sup> (1) Team: John Thompson (C), Brendan Badenhurst, Michael Blinkhoff, Sam Byrne, Mitchell Elmes, Matthew Friend, Lachlan Mitchell, Haydon Thompson, James Tippelt, Ian Valley, Sam Wildermuth, Brett Wilson.  |
| <b>2013-14</b> | 6 <sup>th</sup> (1) Team: Clinton Kempnich (C), Adam Ball, Jackson Beath, Martin Blackman, Laurie Bristow, Sam Cousar, Jai Lembryk, Matthew McFadden, Don Mander, Jake Menot, Blyton Pendergast, Michael Shinnick, Lachlan Tindall, Brett Wilson.   |
| <b>2014-15</b> | 6 <sup>th</sup> (2) Team: Jon Malone (C), James Alexander, Jarvis Black, Jadyne Bowe, Gavin Brown, Kaidyn Brown, Ryan Brown, Patrick Chorley, Jake Coolwell, Mitchell Farley, Lachlan Kirk, David Mackie, James O'Connor, Chris Robinson, BP Shannon, Matthew Taylor, Harry Wilmington, Brett Wilson. |
| <b>2015-16</b> | 6 <sup>th</sup> (2) Team: Jon Malone (C), Adam Ball, Jadyne Bowe, Gavin Brown, Kaidyn Brown, Ryan Brown, Ben Fitzgerald, Lachlan Kirk, Samuel Kirk, Matt McFadden, Blake Micallef, James O'Connor, Tom Pappalardo, Chris Robinson, Ben Shannon, Matthew Taylor, Simon Tolhurst, Callum Zipf.          |

## SUB DISTRICTS / WAREHOUSE GRADES PREMIERSHIPS

|                |   |
|----------------|---|
| <b>1997-98</b> | <b>C1 Sub Districts Grade:</b> Mark Irwin (C), Kevin Tuite (V/C), Graeme Currie, Shayne French, Wayne Hamburger, Matt Hobson, Peter Kent, Peter Lynch, Ken McKay, Ewan Macpherson, Mark Ryan, Paul Stout, Tony Moore (Scorer).            |
| <b>2001-02</b> | <b>B2 Sub Districts Grade:</b> Mark Irwin (C), Graeme Currie, Bruce Dewar, Steve Farley, Wayne Hamburger, Mark Harvey, Bob Jones, Peter Kent, Peter Lynch, Ken McKay, Dale Moorhouse, Murray Smith, Kevin Tuite.                          |
| <b>2003-04</b> | <b>B1 Sub Districts Grade:</b> Mark Irwin (C), Rob Bailey, Graeme Currie, Bruce Dewar, Steve Farley, Wayne Hamburger, Mike Holmberg, Peter Kent, Peter Lynch, Dave Mackie, Ken McKay, Dale Moorhouse, Kevin Tuite.                        |
| <b>2012-13</b> | <b>C1 Sub Districts Grade:</b> David Phillips (C), Craig Baldwin, Harrison Beath, Jaydn Bowe, James Boyd, Scott Farraway, Tom Gibson, Mark Horswill, Ross Maslin, Jon Malone, Aaron Randall, Peter Randall, Chris Sheehan, Peter Sherman. |
| <b>2012-13</b> | <b>C3 Sub Districts Grade:</b> Mark Irwin (C), Jamie Alexander, Les Dawes, Bruce Dewar, James Hine, Ross Irwin, Bob Jones, Peter Lynch, Dave Mackie, Jack O'Brien, Kevin Tuite, Kyle Tuite, Harry Watson.                                 |
| <b>2013-14</b> | <b>C3 Sub Districts Grade:</b> Mark Irwin (C), Jamie Alexander, Craig Baldwin, James Hine, Anthony Horgan, Stephen Hurn, Ross Irwin, Peter Lynch, David Mackie, Zeke Pendergast, Kyle Tuite.  |
| <b>2016-17</b> | <b>B3 Sub Districts Grade:</b> Mark Irwin (C), Greg Carlson, David Mackie, Anthony Horgan, Kyle Tuite, Leslie Dawes, Patrick Horgan, Peter Lynch, Zeke Pendergast, Andrew Lanning, Thomas Copley, Leigh Warner, James Alexander.          |



Members of our 1974/75 First Grade Premiership winning team at the 2016/17 Presentation Dinner.  
L to R: Gill Chapman, Peter Nicholson, John Bourke, Peter Easton, Malcolm Francke, Geoff Trivett, Keith Dudgeon, Colin Cooke, Keith Ziebell, Lindsay Bell, Geoff Gray, Terry Khan, Peter Muspratt.

### UNDER 18 GRADE PREMIERSHIPS

|         |   |
|---------|---|
| 1955-56 | Nev Barber (C), Don Barber, T. Dawson, Ron Dempster, Roy Hemsley, Peter Kerr, Dennis Loel, Geoff Mackenzie, Greg Petrie, Jim Punchard, B Thompson, Brian Warlow.  |
| 1973-74 | Noel Bolton (C), Paul Bolton, Peter Chatman, Robert Forster, Jamie Herbert, David Hislop, Steve McEwan, Ross Perrett, Graham Power, Greg Power, Graham Taggart, Mike Weir, Greg Ball (12 <sup>th</sup> man). Coach: Noel Bolton.                            |
| 1981-82 | Steve Barnard & Alan Hooper (shared Captaincy), David Cottee, Craig Engstrom, Steve Forsyth, Jim Flynn, Mike Holmberg, Brett Irwin, Wayne Iszlaub, Michael Johnson, Cameron Leggat, Paul Lewis, Jim Moore, Mark Moschella, Jon Stoddart. Coach: Col Leggat. |
| 1991-92 | Dylan Dearing, Kane Kersnovske & Dean Reeves (shared Captaincy), Lee Carseldine, Nathan Davidson, Michael Dudgeon, Scott Edge, Brett Lewis, Wayne McDougall, Peter Nicholson, Scott Read, Matthew Robertson, Danny Russell. Coach: David Walker.            |
| 1999-00 | Brent Crooks (C), Corey Baker, Nathan Burrige, Dean Butt, Chris Fitzgerald, Skie Hanifan, Kiel Harvey, David Hooper, Andrew Imrie, Michael Kling, Michael Macionis, Andrew Marriott, Adin Townsley. Coach: David Walker.                                    |

### UNDER 19 GRADE CHAMPIONSHIPS

|         |  |
|---------|--|
| 1971-72 | Keith Bedford, Lindsay Bell, John Bourke, Greg Cooper, John Gamble, Peter Halpin, Gary Kruger, R. Mackie, Phil McMurdo, John Meldrum, John Petrie, Russell Squires, Bob Toovey.                                      |
| 1981-82 | Bruce Clarke (C), Steve Barnard, Errol Harris, Mike Holmberg, Alan Hooper, Andrew Kerr, Peter McPhee, Scott Meredith, Jim Moore, Steve Perkins, Jon Stoddart, Richard Williamson.                                    |
| 1985-86 | Geoff Foley (C), Paul Carew, Martin Denholm, Paul Graham, Rick Heilbronn, David Khan, Stuart Law, Martin Leggat, Nick Pearce, Gavin Robins, John Waldron, David Walker, Ian Williamson.                              |
| 1988-89 | Gavin Robins (C), Geoff Acton, Richard Anderson, Paul Davis, Simon Dent, Brent Durham, Nathan Eiby, Scott Hancock, Matthew Hayden, R. McClellan, Mark Norris, Chris Readdy.  |
| 1991-92 | Dean Rauchle (C), Paul Amos, Lee Carseldine, Damien Cuddihy, Tony Dudgeon, Michael Dudgeon, Scott Edge, Kane Kersnovske, Brett Lewis, Wayne McDougall, Peter Nicholson, Dean Reeves, Brendan Shinnick, Ken Williams. |

### LEGENDS T20 CHAMPIONSHIPS

|         |   |
|---------|---|
| 2012-13 | Gavin Brown (C), Murray Bragg, Tony Brown, Adrian Coolwell, David Cottee, Owen Gilchrist, Chris Lanagan, Grant Mitchell, Mark Norris, Heath Pedrola, Darin Turner. Scorer: Pat Culpán   |
| 2014-15 | Owen Gilchrist (C), Richard Anderson, Gavin Brown, Tony Brown, David Cottee, Tony Dudgeon, Chris Lanagan, Jason Maddox, Grant Mitchell, Mark Norris, Darin Turner. Scorer: Alison Brown |

### OPEN AGE GRADE – ZONE WINNER

|         |   |
|---------|---|
| 1997-98 | Michael Jeh (C) (5), Richard Anderson (2), Tony Brown (6), Bruce Dewar (2), Tony Dudgeon (4), John Dieckman (3), Andrew Forbes (2), Steven Fryer (2), David Khan (2), Matthew Law (6), Trent Scott (6), Ross Shaw (2), Tim Stokes (2), Andrew Watson (5), Craig Weatherley (2). |
|---------|---|

Note – This competition was run in 1997/98 only, as a replacement of the Under 19 competition with its goal to provide one day cricket for lower Grade players. Valley won 4 of the 6 matches played. The players listed above participated in 2 or more matches.

### UNDER 16/17 LORD’S TAVERNERS GRADE – NORTH ZONE WINNER

|         |  |
|---------|--|
| 1995-96 | Matthew Smith (C), Andrew Barlow, Daniel Beer, Matthew Law, Anthony Mathison, Joel Popplewell, Cameron Proudlove, Martin Raadschelders, Jared Robinson, Martin Silec, Michael Vincenzi, Drew Viney. Coach: Roger Fryer.  |
| 2000-01 | Robert Mackay (C), Mitchell Barnaba, Sam Cooper, Adam Dimarco, Chris Fitzgerald, Brendan Garlick, Andrew Greig, Jacob Hughes, Sean Purvis, Chris Raimondi, Michael Robinson, Ashley Street, Scott Wood, Lachlan Zangari. Coach: David Walker, Assistant Coaches: Ian Reeves & Peter Drinnen. |

### “SCHOOLBOY GRADE”

|         |   |
|---------|---|
| 1958-59 | Ron Barber, R Brown, Ronald Clark, Ian Dempster, Alan Green, C Green, Robert Green, Kerry Marr, Peter Morish, K Oliver, Ken Schmidt, G Ure, R Ure.    |
| 1961-62 | Greg Graham (C), Neil Campbell, W Dickenson, Lloyd Graham, Alan Green, Bill Markwell, Jeff Oliphant, Don Peele, G Slater, Ross Straughan, J Whitlock. |

### WOMEN’S FIRST GRADE PREMIERSHIPS

|         |  |
|---------|--|
| 1994-95 | Vanessa Pickering (C), Sharyn Bow, Maryanne Brandon, Rae Dower, Liz Hutchinson, Ralee Inglis, Renee Lee, Louise O’Moore, Kellie Rich, Linda Scott, Karen Shaw, Sue Woolway.                |
| 1995-96 | Vanessa Pickering (C), Sharyn Bow, Maryanne Brandon, Monica Brogan, Rae Dower, Renee House, Janine McPhee, Louise O’Moore, Kellie Rich, Linda Scott, Karen Shaw, Lisa Weller, Sue Woolway. |
| 1996-97 | Vanessa Pickering (C), Maryanne Brandon, Suzanne Cramp, Rae Dower, Kim Fazackerley, Glenda Hall, Kellie Rich, Linda Scott, Lisa Weller, Sue Woolway.                                       |

### WOMEN’S SECOND GRADE PREMIERSHIPS

|         |  |
|---------|--|
| 1983-84 | Nicole Irwin (C), Trudy Campbell, Jane Ellis, Beryl Fisher, Susan Hislop, Dianne Huckstadt, Jodie Irwin, Bernadine Melbourne, Gerardine Moloney, Julie O’Brien, Jenny Perrett, Janet Pickstone, Fran Tiel. |
| 1985-86 | Diane Huckstadt (C), Mary Ann Connell, Beryl Fisher, Karen Griffin, Vicki Josephs, Trish Kavanagh, Sharon Mills, Julie O’Brien, Maree Stephenson, Fran Tiel, Angie Van Eyk.                                |

## TOP 20 ALL TIME RUN SCORERS

|    | Player        | Matches | Innings | Not Outs | 100s | Best Score | Runs  | Average |
|----|---------------|---------|---------|----------|------|------------|-------|---------|
| 1  | GC Brown      | 396     | 468     | 25       | 20   | 164        | 13490 | 30.45   |
| 2  | WG Chapman    | 390     | 450     | 66       | 10   | 207*       | 10301 | 26.83   |
| 3  | RP Easton     | 373     | 458     | 47       | 4    | 195        | 10147 | 24.69   |
| 4  | JT Harten     | 280     | 366     | 45       | 15   | 204*       | 9221  | 28.73   |
| 5  | LA Dawes      | 320     | 373     | 50       | 9    | 146*       | 9171  | 28.39   |
| 6  | ML Dudgeon    | 284     | 347     | 23       | 3    | 168        | 8537  | 26.35   |
| 7  | AB Henschell  | 213     | 225     | 40       | 11   | 218        | 7759  | 41.94   |
| 8  | AK Dudgeon    | 239     | 281     | 28       | 13   | 196        | 7611  | 30.08   |
| 9  | DM Khan       | 309     | 326     | 38       | 7    | 142        | 7420  | 25.76   |
| 10 | BJ Irwin      | 234     | 300     | 15       | 8    | 178        | 7200  | 25.26   |
| 11 | LA Carseldine | 172     | 189     | 28       | 17   | 162*       | 6814  | 42.32   |
| 12 | MB Irwin      | 510     | 498     | 92       | 3    | 127        | 6685  | 16.47   |
| 13 | AJ Brown      | 242     | 288     | 22       | 1    | 132        | 6683  | 25.12   |
| 14 | TG Irvine     | 175     | 206     | 28       | 12   | 210        | 6564  | 36.88   |
| 15 | JM Stoddart   | 263     | 319     | 40       | 2    | 127        | 6519  | 23.37   |
| 16 | LPD O'Connor  | NR      | 167     | 27       | 16   | 189        | 6073  | 43.38   |
| 17 | WR Hamburger  | 194     | 230     | 40       | 7    | 151        | 5940  | 31.26   |
| 18 | RD Haupt      | 232     | 322     | 40       | 1    | 151        | 5851  | 20.75   |
| 19 | ML Shinnick   | 289     | 303     | 36       | 3    | 137        | 5784  | 21.66   |
| 20 | AA Coolwell   | 216     | 259     | 23       | 3    | 111*       | 5758  | 24.40   |

## TOP 20 ALL TIME WICKET TAKERS

|    | Player       | Matches | Overs | Mdns. | Runs  | Wkts. | Average |
|----|--------------|---------|-------|-------|-------|-------|---------|
| 1  | CF Kempnich  | 390     | 4642  | 1288  | 11667 | 800   | 14.58   |
| 2  | MB Irwin     | 510     | 4037  | 1004  | 10876 | 649   | 16.76   |
| 3  | RG Perrett   | 283     | 4415  | 1149  | 11835 | 635   | 18.64   |
| 4  | RAJ Anderson | 250     | 4300  | 1156  | 11585 | 569   | 20.36   |
| 5  | FM Francke   | 214     | 3765  | 766   | 11139 | 558   | 19.96   |
| 6  | MPW Jeh      | 287     | 4449  | 1257  | 11469 | 517   | 22.18   |
| 7  | ST Janes     | 177     | 3083  | 797   | 8482  | 514   | 16.50   |
| 8  | DJ Mackie    | 164     | 2162  | 530   | 5517  | 508   | 10.86   |
| 9  | GK Moore     | 247     | 3824  | 808   | 11548 | 506   | 22.82   |
| 10 | WE Nolan     | 250     | 2332  | 289   | 8740  | 505   | 17.31   |
| 11 | FA Vidler    | 225     | 2273  | 326   | 8177  | 486   | 16.83   |
| 12 | JW McLaren   | NR      | -     | -     | 4274  | 483   | 8.85    |
| 13 | CR Leggat    | 259     | 2691  | 445   | 9470  | 479   | 19.77   |
| 14 | DW Langdon   | 165     | 2032  | 348   | 7033  | 450   | 15.63   |
| 15 | J Voll       | 264     | 2399  | 565   | 6612  | 449   | 14.73   |
| 16 | DK Hickey    | 214     | 2801  | 932   | 6340  | 444   | 14.28   |
| 17 | LS Jones     | 197     | 1518  | 133   | 5941  | 418   | 14.21   |
| 18 | SW Ayres     | 102     | -     | -     | 5304  | 404   | 13.13   |
| 19 | KR Rogers    | 254     | 2512  | 521   | 7310  | 402   | 18.18   |
| 20 | DR Turner    | 157     | 2698  | 668   | 8058  | 388   | 20.77   |

## TOP 20 ALL TIME CATCHES

|    | Player             | Matches | Catches |
|----|--------------------|---------|---------|
| 1  | WG Chapman         | 390     | 346     |
| 2  | ML Shinnick        | 289     | 302     |
| 3  | BM Shinnick        | 150     | 257     |
| 4  | RA Cowles          | 219     | 246     |
| 5  | GC Brown           | 396     | 232     |
| 6  | TR Mitchell        | 148     | 229     |
| 7  | ML Dudgeon         | 284     | 206     |
| 8  | MB Irwin           | 510     | 201     |
| 9  | MT Jones           | 166     | 197     |
| 10 | KR Rogers          | 254     | 195     |
| 11 | LA Dawes           | 320     | 182     |
| 12 | DM Khan            | 309     | 180     |
| 13 | PN Crouch          | 111     | 178     |
| 14 | KG Tuite           | 328     | 177     |
| 15 | AA Lockhart-Krause | 161     | 167     |
| 16 | IC Valley          | 125     | 166     |
| 17 | WR Hamburger       | 194     | 165     |
|    | BC Marrinan        | 181     | 165     |
|    | GJ Madders         | 118     | 165     |
| 20 | CF Kempnich        | 390     | 154     |

## TOP 20 ALL TIME STUMPINGS

|    | Player       | Matches | Stumpings |
|----|--------------|---------|-----------|
| 1  | ML Shinnick  | 265     | 58        |
| 2  | LPD O'Connor | NR      | 55        |
| 3  | RA Cowles    | 274     | 50        |
| 4  | RF Whiting   | 115     | 44        |
| 5  | GJ Madders   | 118     | 43        |
| 6  | TR Mitchell  | 149     | 41        |
| 7  | RC Dempster  | 74      | 38        |
| 8  | PD Kent      | 176     | 36        |
| 9  | MT Jones     | 168     | 33        |
| 10 | WG Chapman   | 390     | 30        |
| 11 | AN Bolton    | 50      | 29        |
| 12 | PC Owen      | 58      | 28        |
| 13 | IHW Schwenke | 0       | 27        |
|    | W Duncan     | 1       | 27        |
| 15 | G Graham     | 68      | 26        |
|    | K Marr       | 14      | 26        |
| 17 | DR Waddell   | 125     | 24        |
|    | J Snape      | 70      | 24        |
| 19 | PW Nilon     | 24      | 23        |
| 20 | IC Valley    | 125     | 22        |
|    | RP Kay       | 128     | 22        |

## TOP 20 ALL TIME CENTURIES

|    | Player        | Matches | 100s |
|----|---------------|---------|------|
| 1  | GC Brown      | 396     | 20   |
| 2  | LA Carseldine | 172     | 17   |
| 3  | LPD O'Connor  | -       | 16   |
| 4  | JT Harten     | 280     | 15   |
|    | RM Levy       | -       | 15   |
| 6  | ML Hayden     | 89      | 14   |
| 7  | AK Dudgeon    | 239     | 13   |
| 8  | TG Irvine     | 175     | 12   |
| 9  | NJ Kruger     | 130     | 11   |
|    | AB Henschell  | 213     | 11   |
| 11 | WG Chapman    | 390     | 10   |
| 12 | KC Wessels    | 32      | 9    |
|    | KE Dudgeon    | 146     | 9    |
|    | LA Dawes      | 320     | 9    |
| 15 | JB Neill      | 95      | 8    |
|    | CM Ephraims   | 101     | 8    |
|    | GD Jennings   | 106     | 8    |
|    | BJ Irwin      | 234     | 8    |
| 19 | D Toye        | 112     | 7    |
|    | AJ Gode       | 128     | 7    |
|    | PD Sherman    | 153     | 7    |
|    | WR Hamburger  | 194     | 7    |
|    | BR Jennings   | 209     | 7    |
|    | DM Khan       | 309     | 7    |
|    | AB Mossop     | -       | 7    |

## TOP 20 ALL TIME MATCHES

|    | Player      | Matches |
|----|-------------|---------|
| 1  | MB Irwin    | 511     |
| 2  | GC Brown    | 396     |
| 3  | CF Kempnich | 390     |
|    | WG Chapman  | 390     |
| 5  | RP Easton   | 373     |
| 6  | KG Tuite    | 328     |
| 7  | LA Dawes    | 320     |
| 8  | DM Khan     | 309     |
| 9  | ML Shinnick | 289     |
| 10 | MPW Jeh     | 287     |
| 11 | ML Dudgeon  | 284     |
| 12 | RG Perrett  | 283     |
| 13 | JT Harten   | 280     |
| 14 | KIR McKay   | 274     |
| 15 | C Hoy       | 267     |
| 16 | J Voll      | 264     |
| 17 | JM Stoddart | 263     |
| 18 | CR Leggat   | 259     |
| 19 | PF Lynch    | 256     |
| 20 | KR Rogers   | 254     |

## MOST MATCHES IN EACH GRADE

| Grade                   | Player                 | Matches |
|-------------------------|------------------------|---------|
| First Grade             | JT (Jim) Harten        | 234     |
| First Grade One Day     | LA (Lee) Carseldine    | 73      |
| First Grade T20         | AJ (Andrew) Gode       | 40      |
| Second Grade            | RAJ (Richard) Anderson | 142     |
| Second Grade One Day    | J (Jacques) Badendorst | 24      |
| Second Grade T20        | J (Jacques) Badendorst | 21      |
| Third Grade             | DM (David) Khan        | 174     |
| Fourth Grade            | JM (Jon) Stoddart      | 151     |
| Fifth Grade             | MG (Matt) McFadden     | 119     |
| Sixth Grade             | CF (Clinton) Kempnich  | 154     |
| Sub Districts/Warehouse | KIR (Ken) McKay        | 273     |
| Over 40 Grade           | JM (Jon) Stoddart      | 57      |
| Under 19 Grade          | JE (John) Bourke       | 26      |
| Under 18 Grade          | DE (Don) Barber        | 43      |
| Under 16/17 Grade       | CE (Chris) Fitzgerald  | 23      |
| "Schoolboy" Grade       | GR (Gary) Kruger       | 30      |
| Women's Teams           | VL (Vanessa) Pickering | 90      |



## TABLE QUALIFICATIONS

The following minimums have been established as prerequisites for inclusion in the following tables. They take into account: the type of competition, number of games per season, and playing conditions.

| Grade                                    | Minimums                |
|--|-------------------------|
| First – Premiership                      | 1000 runs / 100 wickets |
| First – One Day Competitions             | 1000 runs / 40 wickets  |
| Second – Premiership                     | 1000 runs / 100 wickets |
| Third – Premiership                      | 1000 runs / 100 wickets |
| Fourth – Premiership                     | 1000 runs / 100 wickets |
| Fifth – Premiership                      | 1000 runs / 100 wickets |
| Sixth – Premiership                      | 600 runs / 50 wickets   |
| Sub Districts / Warehouse – Premiership  | 1000 runs / 100 wickets |
| Over 40's - One Day Competition          | 300 runs / 15 wickets   |
| Under 19 – Premiership                   | 500 runs / 25 wickets   |
| Under 18 – Premiership                   | 750 runs / 75 wickets   |
| Under 16/17 Lord's Taverners Competition | 500 runs / 30 wickets   |
| Schoolboys (Under 15)                    | 500 runs / 50 wickets   |
| Womens – Premiership                     | 1000 runs / 75 wickets  |

## FIRST GRADE BATTING - 1000 RUNS

|    | Player             | Matches | Innings | Not Outs | 100s | Best Score | Runs | Average |
|----|--------------------|---------|---------|----------|------|------------|------|---------|
| 1  | AB Henschell       | 213     | 225     | 40       | 11   | 218        | 7759 | 41.94   |
| 2  | JT Harten          | 234     | 308     | 34       | 11   | 140        | 7452 | 27.20   |
| 3  | LPD O'Connor       | -       | 167     | 27       | 16   | 189        | 6073 | 43.38   |
| 4  | GT Gray            | 171     | 212     | 29       | 6    | 128        | 5591 | 30.55   |
| 5  | LA Carseldine      | 130     | 145     | 23       | 16   | 162*       | 5405 | 44.30   |
| 6  | KE Dudgeon         | 146     | 177     | 30       | 9    | 128*       | 4933 | 33.56   |
| 7  | RM Levy            | -       | 117     | 11       | 15   | 243        | 4580 | 43.21   |
| 8  | RP Easton          | 194     | 242     | 31       | -    | 94         | 4568 | 21.65   |
| 9  | AB Mossop          | -       | 184     | 18       | 7    | 153        | 4391 | 26.45   |
| 10 | RD Haupt           | 167     | 222     | 28       | 1    | 135        | 3963 | 20.43   |
| 11 | NJ Kruger          | 85      | 103     | 8        | 9    | 206        | 3840 | 40.42   |
| 12 | TG Irvine          | 114     | 136     | 18       | 3    | 170*       | 3686 | 31.24   |
| 13 | ML Hayden          | 71      | 79      | 11       | 11   | 187        | 3685 | 54.19   |
| 14 | KLM Mossop         | -       | 213     | 37       | 1    | 113*       | 3601 | 20.46   |
| 15 | CM Ephraims        | 96      | 110     | 8        | 6    | 145        | 3561 | 34.91   |
| 16 | GM Egan            | 103     | 131     | 20       | 4    | 161*       | 3395 | 30.59   |
| 17 | AJ Gode            | 100     | 119     | 14       | 7    | 140        | 3074 | 29.28   |
| 18 | HT Pedrola         | 107     | 129     | 10       | 2    | 138        | 3040 | 25.55   |
| 19 | BM Shinnick        | 105     | 122     | 10       | 5    | 202        | 2828 | 25.25   |
| 20 | NJ King            | 95      | 114     | 10       | 1    | 105        | 2783 | 26.76   |
| 21 | JM Walker          | 74      | 89      | 14       | 6    | 177        | 2745 | 36.60   |
| 22 | JW McLaren         | 118     | 155     | 16       | 1    | 109*       | 2691 | 19.36   |
| 23 | CF Morgan          | 74      | 104     | 7        | 3    | 258*       | 2674 | 27.57   |
| 24 | WA Blackstock      | 97      | 137     | 13       | 1    | 101        | 2568 | 20.71   |
| 25 | PW Muspratt        | 113     | 125     | 18       | 1    | 113        | 2554 | 23.87   |
| 26 | ML Robins          | 62      | 86      | 5        | 1    | 127*       | 2469 | 30.48   |
| 27 | DF Simpson         | 117     | 143     | 18       | -    | 98         | 2454 | 19.63   |
| 28 | GI Foley           | 76      | 89      | 9        | 5    | 146        | 2422 | 30.27   |
| 29 | SW Ayres           | 102     | 121     | 6        | -    | 81         | 2421 | 21.05   |
| 30 | R Macdonald        | 46      | 57      | 18       | 6    | 200        | 2323 | 59.56   |
| 31 | CBP McFarlane      | -       | 112     | 22       | -    | 98*        | 2302 | 25.58   |
| 32 | LD Pfeffer         | 63      | 80      | 5        | 5    | 124*       | 2222 | 29.63   |
| 33 | SJ Fennelly        | 51      | 67      | 4        | 5    | 163        | 2157 | 34.24   |
| 34 | SG Law             | 58      | 60      | 10       | 5    | 234*       | 2136 | 42.72   |
| 35 | GJ Madders         | 117     | 115     | 18       | -    | 94         | 2114 | 21.79   |
| 36 | KC Wessels         | 32      | 31      | 7        | 9    | 192*       | 2100 | 87.50   |
| 37 | AN Brown           | 54      | 58      | 3        | 4    | 169        | 2019 | 36.71   |
| 38 | DW Cottee          | 83      | 91      | 21       | 2    | 134*       | 1890 | 27.00   |
| 39 | TM Khan            | 105     | 99      | 28       | 1    | 110*       | 1810 | 25.49   |
| 40 | WB Bruce           | 68      | 104     | 8        | 2    | 104        | 1803 | 18.78   |
| 41 | MC Bragg           | 67      | 79      | 11       | 1    | 100        | 1707 | 25.10   |
| 42 | HJ Haskings        | -       | 97      | 9        | 2    | 120*       | 1695 | 19.26   |
| 43 | AA Atkins          | 51      | 68      | 4        | 2    | 144        | 1640 | 25.62   |
| 44 | BN Quinn           | 67      | 72      | 6        | 3    | 121        | 1581 | 23.95   |
| 45 | BRD O'Connor       | -       | 112     | 10       | 1    | 105        | 1565 | 15.34   |
| 46 | RW Eve             | 61      | 94      | 3        | 1    | 111        | 1557 | 17.11   |
| 47 | AA Lockhart-Krause | 72      | 83      | 10       | -    | 93         | 1556 | 21.32   |
| 48 | HL Fossey          | -       | 96      | 21       | 1    | 107        | 1526 | 20.35   |
| 49 | KG Kersnovske      | 87      | 100     | 23       | -    | 74*        | 1513 | 19.65   |
| 50 | PW Anderson        | 47      | 49      | 5        | 1    | 112        | 1473 | 33.48   |
| 51 | JF Welsh           | 63      | 71      | 6        | 1    | 101        | 1469 | 22.60   |

|    | Player        | Matches | Innings | Not Outs | 100s | Best Score | Runs | Average |
|----|---------------|---------|---------|----------|------|------------|------|---------|
| 52 | AK Dudgeon    | 66      | 73      | 7        | -    | 86         | 1414 | 21.42   |
| 53 | JD Wildermuth | 54      | 54      | 6        | 2    | 153*       | 1413 | 29.44   |
| 54 | AR Border     | 31      | 26      | 3        | 3    | 150        | 1351 | 58.74   |
| 55 | JG Collings   | 84      | 95      | 15       | -    | 89         | 1300 | 16.25   |
| 56 | FM Francke    | 150     | 120     | 28       | -    | 66*        | 1255 | 13.64   |
| 57 | BL Webb       | -       | 32      | 9        | 2    | 150        | 1251 | 54.39   |
| 58 | BR Jennings   | 72      | 83      | 12       | -    | 72         | 1248 | 17.58   |
| 59 | BD Evans      | 47      | 55      | 6        | 1    | 125*       | 1231 | 25.12   |
| 60 | A Hurwood     | -       | 94      | 17       | 1    | 109        | 1230 | 15.97   |
| 61 | DR Turner     | 137     | 120     | 24       | -    | 56*        | 1228 | 12.79   |
| 62 | CW Vizer      | 57      | 75      | 5        | -    | 59         | 1213 | 17.33   |
| 63 | NJ Wyeth      | -       | 84      | 17       | 1    | 100*       | 1174 | 17.52   |
| 64 | AJ Brown      | 50      | 60      | 6        | 1    | 119        | 1142 | 21.15   |
|    | CS Lane       | 85      | 91      | 17       | -    | 60         | 1142 | 15.43   |
| 66 | RF Whiting    | 62      | 64      | 10       | -    | 93         | 1141 | 21.13   |
| 67 | GK Moore      | 158     | 123     | 53       | -    | 78         | 1132 | 16.17   |
| 68 | JT Spargo     | 43      | 51      | 7        | 3    | 108*       | 1099 | 24.98   |
| 69 | SS Kabel      | 59      | 61      | 10       | -    | 86         | 1084 | 21.25   |
| 70 | WF Kenny      | 66      | 78      | 12       | 1    | 0          | 1052 | 15.94   |
| 71 | DW Reeves     | 47      | 51      | 6        | 1    | 105*       | 1032 | 22.93   |
| 72 | AN Bolton     | 50      | 66      | 1        | -    | 0          | 1015 | 15.62   |
| 73 | W Exton       | 65      | 108     | 8        | -    | 77         | 1005 | 10.05   |
| 74 | GJ Power      | 54      | 61      | 4        | 1    | 127        | 1002 | 17.58   |

## FIRST GRADE BOWLING - 100 WICKETS

|    | Player        | Matches | Overs | Maidens | Runs | Wickets | Average |
|----|---------------|---------|-------|---------|------|---------|---------|
| 1  | JW McLaren    | -       | -     | -       | 4098 | 469     | 8.74    |
| 2  | SW Ayres      | -       | -     | -       | 5304 | 404     | 13.13   |
| 3  | FM Francke    | 150     | 2471  | 441     | 7910 | 388     | 20.39   |
| 4  | AB Henschell  | 213     | 3348  | 898     | 9479 | 357     | 26.55   |
| 5  | DR Turner     | 137     | 2488  | 628     | 7285 | 355     | 20.52   |
| 6  | A Hurwood     | -       | 1403  | 195     | 4625 | 329     | 14.06   |
| 7  | CJ Cooke      | 145     | 2054  | 384     | 6748 | 328     | 20.57   |
| 8  | T Byrne       | 62      | -     | -       | 3699 | 283     | 13.07   |
| 9  | GK Moore      | 158     | 2619  | 592     | 7769 | 276     | 28.15   |
| 10 | FA Vidler     | 123     | 1358  | 190     | 5028 | 273     | 18.42   |
| 11 | JH Dawes      | 76      | 1491  | 378     | 3921 | 257     | 15.26   |
| 12 | BRD O'Connor  | -       | 1399  | 145     | 4882 | 250     | 19.53   |
| 13 | KLM Mossop    | -       | 1349  | 117     | 5461 | 241     | 22.66   |
| 14 | GD Trivett    | 107     | 1284  | 168     | 4673 | 232     | 20.14   |
| 15 | OA Davenport  | -       | -     | -       | 2358 | 189     | 12.48   |
| 16 | CW Sim        | -       | -     | -       | 2360 | 187     | 12.62   |
| 17 | IJ Hansen     | 85      | 1467  | 350     | 4535 | 186     | 24.38   |
|    | AJ Gode       | 100     | 1563  | 387     | 4914 | 186     | 26.42   |
| 19 | MJ Petrie     | 75      | 1340  | 352     | 3466 | 176     | 19.69   |
| 20 | PW Muspratt   | 113     | 947   | 147     | 3373 | 166     | 20.32   |
| 21 | GM Egan       | 103     | 748   | 117     | 2955 | 160     | 18.47   |
| 22 | LPD O'Connor  | -       | 672   | 80      | 2583 | 155     | 16.66   |
| 23 | NJ Wyeth      | -       | 1026  | 88      | 3613 | 147     | 24.58   |
| 24 | RD Haupt      | 167     | 753   | 48      | 3635 | 146     | 24.90   |
| 25 | WF Kenny      | 66      | 514   | 19      | 2869 | 145     | 19.79   |
| 26 | JG Collings   | 84      | 606   | 37      | 3045 | 141     | 21.60   |
| 27 | CJ Lanagan    | 78      | 1241  | 294     | 3748 | 138     | 27.16   |
| 28 | WB Bruce      | 68      | 461   | 26      | 2093 | 132     | 15.86   |
|    | PT McPhee     | 51      | 1112  | 240     | 3661 | 132     | 27.73   |
| 30 | DW Cottee     | 83      | 1277  | 346     | 3633 | 129     | 28.16   |
| 31 | DJ Marriott   | 69      | 1069  | 277     | 3410 | 128     | 26.64   |
| 32 | LN Quelch     | 47      | 499   | 51      | 2337 | 119     | 19.64   |
|    | NT McMahan    | 70      | 727   | 97      | 2485 | 119     | 20.88   |
| 34 | KE Dudgeon    | 146     | 779   | 151     | 2425 | 118     | 20.55   |
| 35 | LW Feldman    | 46      | 744   | 223     | 1951 | 117     | 16.68   |
| 36 | G Cuffe       | -       | -     | -       | 1457 | 115     | 12.67   |
| 37 | SD Powell     | 60      | 1124  | 274     | 3455 | 114     | 30.31   |
| 38 | JT Harten     | 234     | 612   | 113     | 2044 | 112     | 18.25   |
| 39 | CS Lane       | 85      | 655   | 115     | 2193 | 110     | 19.94   |
| 40 | LA Carseldine | 130     | 934   | 266     | 2380 | 107     | 22.24   |
| 41 | V Macdonald   | -       | -     | -       | 1685 | 106     | 15.90   |
|    | FF Manson     | 56      | 530   | 75      | 1989 | 106     | 18.76   |
| 43 | DF Simpson    | 117     | 411   | 10      | 2606 | 102     | 25.55   |
| 44 | PJ Carew      | 43      | 919   | 197     | 2808 | 101     | 27.80   |
| 45 | CR Leggat     | 63      | 649   | 100     | 2661 | 100     | 26.61   |

## FIRST GRADE FIELDING – 50 DISMISSALS

|    | Player             | Matches | Catches | Stumpings | Total |
|----|--------------------|---------|---------|-----------|-------|
| 1  | BM Shinnick        | 105     | 198     | 13        | 211   |
| 2  | GJ Madders         | 117     | 165     | 43        | 208   |
| 3  | LPD O'Connor       | -       | 142     | 54        | 196   |
| 4  | AB Henschell       | 213     | 146     | -         | 146   |
| 5  | MC Bragg           | 67      | 113     | 7         | 120   |
| 6  | KE Dudgeon         | 146     | 112     | -         | 112   |
| 7  | JT Harten          | 234     | 108     | 1         | 109   |
| 8  | LD Pfeffer         | 63      | 98      | 7         | 105   |
| 9  | WG Chapman         | 56      | 90      | 12        | 102   |
| 10 | RF Whiting         | 62      | 59      | 38        | 97    |
| 11 | PW Anderson        | 47      | 76      | 6         | 82    |
|    | LA Carseldine      | 130     | 82      | -         | 82    |
|    | PJ Drinnen         | 41      | 70      | 12        | 82    |
| 14 | RP Easton          | 194     | 81      | -         | 81    |
|    | KLM Mossop         | -       | 81      | -         | 81    |
| 16 | AJ Gode            | 100     | 80      | -         | 80    |
|    | TG Irvine          | 114     | 80      | -         | 80    |
| 18 | HT Pedrola         | 107     | 75      | -         | 75    |
|    | DR Waddell         | 55      | 60      | 15        | 75    |
| 20 | IHW Schwenke       | 0       | 41      | 27        | 68    |
| 21 | RD Haupt           | 167     | 72      | -         | 72    |
| 22 | CM Ephraims        | 96      | 70      | -         | 70    |
| 23 | RM Levy            | -       | 58      | 5         | 63    |
| 24 | GK Moore           | 158     | 62      | -         | 62    |
| 25 | LJ Drennan         | 30      | 57      | 2         | 59    |
| 26 | AN Bolton          | 50      | 28      | 29        | 57    |
|    | AA Lockhart-Krause | 72      | 56      | 1         | 57    |
| 28 | SW Ayres           | 102     | 55      | -         | 55    |
|    | GT Gray            | 171     | 55      | -         | 55    |
|    | TM Khan            | 105     | 55      | -         | 55    |
| 31 | A Hurwood          | -       | 53      | -         | 53    |
|    | NJ King            | 95      | 53      | -         | 53    |
| 33 | KG Kersnovske      | 87      | 52      | -         | 52    |
|    | JW McLaren         | 118     | 52      | -         | 52    |
|    | AB Mossop          | -       | 52      | -         | 52    |
|    | PJ Nicholson       | 27      | 49      | 3         | 52    |
| 37 | PW Muspratt        | 113     | 51      | -         | 51    |



Saturday morning at Jubilee Park, Bardon.

## FIRST GRADE CAPTAINS (Premiership Matches)

| Captain            | Seasons   |
|--------------------|---|
| JM Blackstock      | 1897-98   |
| R Macdonald        | 1898-99 to ?  |
| CF Morgan          | 1901-02 to 1903-04  |
| AA Atkins          | 1905-06, 1907-08 (Shared)   |
| WB Bruce           | 1906-07, 1907-08(Shared)  |
| T Byrne            | 1909-10   |
| JW McLaren         | 1912-13 to 1919-20  |
| SW Ayers           | 1921-22 to 1923-24  |
| LPD O'Connor       | 1924-25 to 1934-35  |
| KLM Mossop         | 1935-36 to 1941-42; 1945-46 (Shared 3); 1946-47 to 1948-49; 1949-50 (Shared); 1951-52 |
| VF Thomas          | 1942-43   |
| R Roberts          | 1943-44 (Shared)  |
| HJ Haskings        | 1943-44 (Shared); 1944-45; 1945-46 (Shared)   |
| HL Mossop          | 1945-46 (Shared)  |
| JT Harten          | 1949-50 (Shared); 1950-51; 1955-56 (Shared); 1958-59 to 1962-63                       |
| RD Haupt           | 1952-53 to 1954-55  |
| ML Robins          | 1955-56 (Shared) 1956-57; 1957-58   |
| RP Easton          | 1963-64 to 1966-67  |
| NJ King            | 1967-68 to 1969-70  |
| PW Muspratt        | 1970-71 to 1973-74  |
| KE Dudgeon         | 1974-75 (Shared); 1975-76 to 1980-81  |
| GD Trivett         | 1974-75 (Shared)  |
| GJ Madders         | 1981-82; 1982-83 (Shared 6)   |
| KC Wessels         | 1982-83 (Shared 7)  |
| WG Chapman         | 1982-83 (Shared 1)  |
| AR Border          | 1983-84 (Shared 3)  |
| TM Khan            | 1983-84 (Shared 9); 1984-85 to 1986-87  |
| AB Henschell       | 1987-88 (Shared); 1988-89 to 1990-91 1991-92 (Shared 2); 1994-95 to 1995-96           |
| JM Walker          | 1990-91 (Shared 2)  |
| GI Foley           | 1991-92   |
| CM Ephraims        | 1987-88 (Shared); 1992-93 to 1993-94; 1996-97 to 1997-98                              |
| SG Law             | 1994-95 (Shared 3)  |
| LA Carseldine      | 1996-97 (Shared 1); 1998-99 (Shared 2), 2000-01 to 2001-02                            |
| KG Kersnovske      | 1998-99 (Shared 2); 1999-00   |
| IJ Hansen          | 1998-99 (Shared 7)  |
| BM Shinnick        | 2000-01 (Shared 2); 2002-03 (Shared 3)  |
| JH Dawes           | 2000-01 (Shared 1); 2002-03   |
| GC Brown           | 2001-02 (Shared 1)  |
| NJ Kruger          | 2002-03 (Shared 1); 2005-06 (Shared 1); 2006-07 (Shared 1); 2007-08; 2008-09 (Shared) |
| JB Neill           | 2003-04   |
| HTPedrola          | 2004-05 to 2006-07; 2011-12 (Shared 7)  |
| SD Powell          | 2008-09 (Shared)  |
| MC Bragg           | 2008-09 (Shared); 2009-10 (Shared)  |
| AJ Gode            | 2009-10 (Shared); 2012-13 to 2016-17  |
| MJ Petrie          | 2010-11 (BD Schuhmacher: 2 matches)   |
| JW Rogers          | 2011-12 (Shared 4)  |
| AA Lockhart-Krause | 2014-15 (Shared 3)  |



Our two First Grade Captains: Megan White & Andrew Gode.

## **FIRST GRADE CENTURY SCORERS** (Premiership Matches only)

| Name          | Score | Season  | Opposition               |
|---------------|-------|---------|--------------------------|
| Adamson CY    | 100   | 1899/00 | Toombul                  |
| Anderson PW   | 112   | 1983/84 | University of Queensland |
| Andrews WC    | 131   | 1935/36 | Northern Suburbs         |
| Atkins AA     | 144   | 1905/06 | Toowong                  |
|               | 106   | 1905/06 | Oxley                    |
| Attwooll EW   | 108   | 1969/70 |                          |
| Beath JH      | 106   | 2016/17 | Northern Suburbs         |
| Blackstock WA | 101*  | 1905/06 | Toombul                  |
| Blundell L    | 113   | 1924/25 | Western Suburbs          |
| Bogle J       | 138   | 1928/29 | University of Queensland |
| Border AR     | 148   | 1980/81 | Northern Suburbs         |
|               | 125   | 1982/83 | Northern Suburbs         |
|               | 150   | 1983/84 | Western Suburbs          |
| Bragg MC      | 100   | 2005/06 | Beenleigh/Logan          |
| Brown AJ      | 119   | 1991/92 | Sandgate-Redcliffe       |
| Brown AN      | 169   | 1982/83 | Toombul                  |
|               | 160   | 1983/84 | Wynnum-Manly             |
|               | 114   | 1983/84 | Sandgate-Redcliffe       |
|               | 110   | 1984/85 | Eastern Suburbs          |
| Bruce WB      | 104   | 1906/07 | South Brisbane           |
|               | 102*  | 1910/11 | Oxley                    |
| Carseldine LA | 162*  | 1994/95 | University of Queensland |
|               | 138*  | 1995/96 | Western Suburbs          |
|               | 123   | 1996/97 | South Brisbane           |
|               | 112*  | 1998/99 | Sandgate-Redcliffe       |
|               | 111*  | 1998/99 | Western Suburbs          |
|               | 110   | 1999/00 | Western Suburbs          |
|               | 124   | 2000/01 | Sunshine Coast           |
|               | 162*  | 2002/03 | South Brisbane           |
|               | 108   | 2002/03 | Wynnum-Manly             |
|               | 106   | 2003/04 | Sunshine Coast           |
|               | 137   | 2006/07 | Wynnum-Manly             |
|               | 148*  | 2007/08 | South Brisbane           |
|               | 156   | 2007/08 | Toombul                  |
|               | 126   | 2007/08 | Sandgate-Redcliffe       |
|               | 106   | 2007/08 | Beenleigh/Logan          |
|               | 129*  | 2011/12 | Northern Suburbs         |
| Chapman HW    | 102   | 1907/08 | Toombul                  |
| Cottee DW     | 101*  | 1988/89 | University of Queensland |
|               | 134*  | 1992/93 | Wynnum-Manly             |
| Cribb FS      | 141*  | 1900/01 | Toombul                  |
| Dascombe JM   | 122*  | 2014/15 | Sandgate-Redcliffe       |
| Dudgeon KE    | 122   | 1970/71 | Northern Suburbs         |
|               | 128*  | 1971/72 | Northern Suburbs         |
|               | 121   | 1971/72 |                          |
|               | 119*  | 1972/73 |                          |
|               | 104*  | 1976/77 | QCA Colts                |
|               | 108   | 1976/77 | Eastern Suburbs          |
|               | 104   | 1977/78 | Eastern Suburbs          |
|               | 102   | 1978/79 | University of Queensland |
|               | 102*  | 1980/81 | University of Queensland |
| Egan GM       | 101*  | 1960/61 |                          |
|               | 110   | 1960/61 |                          |
|               | 161*  | 1965/66 |                          |
|               | 100*  | 1965/66 |                          |
| Ephraims CM   | 113   | 1986/87 | QCA Colts                |
|               | 111   | 1986/87 | Northern Suburbs         |
|               | 129   | 1987/88 | Western Suburbs          |
|               | 120   | 1987/88 | Eastern Suburbs          |
|               | 100   | 1992/93 | Gold Coast               |
|               | 145   | 1993/94 | Northern Suburbs         |
| Evans BD      | 125*  | 2006/07 | South Brisbane           |
| Eve RW        | 111*  | 1904/05 | Oxley                    |
| Fennelly SJ   | 163   | 1909/10 | Woolloongabba            |
|               | 124*  | 1910/11 | Woolloongabba            |
|               | 113*  | 1910/11 | Toombul                  |
|               | 154   | 1910/11 | Toowong                  |
|               | 132*  | 1920/21 | Toowong                  |

| Name         | Score | Season  | Opposition               |
|--------------|-------|---------|--------------------------|
| Fennelly SJ  | 100*  | 1920/21 |                          |
| Fewin H      | 105   | 1922/23 | University of Queensland |
|              | 121   | 1924/25 | University of Queensland |
| Foley GI     | 102   | 1988/89 | Sandgate-Redcliffe       |
|              | 119   | 1989/90 | Wynnum-Manly             |
|              | 111*  | 1990/91 | South Brisbane           |
|              | 103*  | 1990/91 | Sandgate-Redcliffe       |
|              | 146   | 1991/92 | University of Queensland |
| Fossey HL    | 107   | 1944/45 |                          |
| Francis CA   | 129   | 2014/15 | Ipswich/Logan            |
| Gilchrist OS | 116*  | 2002/03 | Gold Coast               |
| Gilmour GR   | 114   | 1943/44 |                          |
| Gode AJ      | 105*  | 2008/09 | Beenleigh/Logan          |
|              | 114   | 2010/11 | Wynnum-Manly             |
|              | 116   | 2011/12 | South Brisbane           |
|              | 140   | 2012/13 | Wynnum-Manly             |
|              | 139   | 2013/14 | Western Suburbs          |
|              | 116   | 2015/16 | South Brisbane           |
|              | 112*  | 2015/16 | Redlands                 |
| Goodwin VHV  | 103   | 1928/29 | South Brisbane           |
|              | 100   | 1928/29 | Eastern Suburbs          |
|              | 109   | 1931/32 | QCA Colts                |
| Gray GT      | 128   | 1965/66 |                          |
|              | 108   | 1965/66 |                          |
|              | 101*  | 1968/69 |                          |
|              | 103   | 1968/69 | Balmoral-Wynnum          |
|              | 110   | 1974/75 | South Brisbane           |
|              | 112*  | 1977/78 | QCA Colts                |
| Greinke WJ   | 100   | 1963/64 |                          |
|              | 100   | 1964/65 |                          |
| Harris EJ    | 101   | 1983/84 | Northern Suburbs         |
| Harten JT    | 109   | 1942/43 |                          |
|              | 140   | 1947/48 |                          |
|              | 123*  | 1950/51 |                          |
|              | 103   | 1953/54 |                          |
|              | 108   | 1956/57 |                          |
|              | 110   | 1958/59 |                          |
|              | 108*  | 1960/61 |                          |
|              | 119   | 1960/61 |                          |
|              | 101   | 1960/61 |                          |
|              | 117   | 1961/62 |                          |
|              | 133*  | 1966/67 | Sandgate-Redcliffe       |
| Harvey GD    | 107   | 1979/80 | South Brisbane           |
| Harvey KLM   | 100*  | 2004/05 | Sandgate-Redcliffe       |
| Haskings HJ  | 120*  | 1940/41 |                          |
|              | 112   | 1941/42 |                          |
| Haupt RD     | 135   | 1950/51 |                          |
| Hayden ML    | 187   | 1990/91 | Eastern Suburbs          |
|              | 108   | 1990/91 | South Brisbane           |
|              | 162   | 1991/92 | Sandgate-Redcliffe       |
|              | 175   | 1992/93 | Toombul                  |
|              | 158   | 1994/95 | University of Queensland |
|              | 135   | 1994/95 | Northern Suburbs         |
|              | 159   | 1995/96 | Sunshine Coast           |
|              | 161*  | 1996/97 | South Brisbane           |
|              | 107   | 1996/97 | Sunshine Coast           |
|              | 144*  | 1997/98 | East-Redlands            |
|              | 120   | 2000/01 | University of Queensland |
| Henschell AB | 101   | 1983/84 | Western Suburbs          |
|              | 119   | 1984/85 | QCA Colts                |
|              | 218   | 1985/86 | Sandgate-Redcliffe       |
|              | 113   | 1987/88 | Eastern Suburbs          |
|              | 181   | 1989/90 | Western Suburbs          |
|              | 137   | 1991/92 | Gold Coast               |
|              | 128   | 1992/93 | Toombul                  |
|              | 102*  | 1993/94 | University of Queensland |
|              | 109   | 1994/95 | South Brisbane           |
|              | 120   | 1997/98 | Sandgate-Redcliffe       |

| Name         | Score   | Season  | Opposition  |
|--------------|---|---|---|
| Henschell AB | 117   | 2000/01   | University of Queensland  |
| Hurwood A    | 109   | 1926/27   | Eastern Suburbs   |
| Hutcheon EH  | 148<br>117  | 1925/26<br>1925/26  | South Brisbane<br>University of Queensland  |
| Irvine TG    | 170*<br>131<br>133*   | 2004/05<br>2004/05<br>2006/07   | Gold Coast<br>Beenleigh/Logan<br>Redlands   |
| Jacoby JR    | 102   | 1992/93   | Western Suburbs   |
| Johnson KF   | 103   | 1948/49   |   |
| Johnston J   | 122   | 1932/33   | Toombul   |
| Kenny WF     | 119   | 1903/04   | South Brisbane  |
| Khan TM      | 110*  | 1982/83   | Eastern Suburbs   |
| Khawaja UT   | 124<br>201*   | 2013/14<br>2015/16  | University of Queensland<br>Toombul   |
| King NJ      | 105   | 1968/69   |   |
| Kruger NJ    | 139<br>177*<br>206<br>192<br>190<br>110*<br>105<br>180<br>100   | 2001/02<br>2002/03<br>2005/06<br>2005/06<br>2005/06<br>2006/07<br>2006/07<br>2007/08<br>2007/08   | South Brisbane<br>East-Redlands<br>Toombul<br>Sandgate-Redcliffe<br>Redlands<br>Wynnum-Manly<br>University of Queensland<br>Toombul<br>South Brisbane   |
| Laurie EAH   | 121*<br>118   | 1938/39<br>1938/39  |   |
| Law SG       | 135<br>134<br>129<br>143<br>234*  | 1986/87<br>1990/91<br>1990/91<br>1992/93<br>1994/95   | Western Suburbs<br>Northern Suburbs<br>Eastern Suburbs<br>Northern Suburbs<br>University of Queensland  |
| Levy RM      | 125<br>157*<br>243<br>115<br>122*<br>149<br>136<br>205*<br>113*<br>112*<br>103<br>242<br>122<br>190<br>151* | 1928/29<br>1931/32<br>1931/32<br>1931/32<br>1932/33<br>1932/33<br>1932/33<br>1933/34<br>1933/34<br>1933/34<br>1933/34<br>1934/35<br>1934/35<br>1935/36<br>1946/47 | Northern Suburbs<br>QCA Colts<br>Eastern Suburbs<br>Western Suburbs<br>Northern Suburbs<br>University of Queensland<br>Northern Suburbs<br>South Brisbane<br>Northern Suburbs<br>QCA Colts<br>University of Queensland<br>University of Queensland<br>Eastern Suburbs |
| Lynch ON     | 100*  | 2016/17   | Sunshine Coast  |
| Macdonald R  | 200*<br>147*<br>141*<br>104*<br>111*<br>102*  | 1898/99<br>1898/99<br>1898/99<br>1901/02<br>1903/04<br>1903/04  | Toowong<br>Toombul<br>Toombul<br>Toombul<br>Woolloongabba<br>Toowong  |
| Macdonald V  | 149   | 1898/99   | Toowong   |
| Maher PJ     | 106   | 1901/02   | North Brisbane  |
| McLaren JW   | 100*  | 1918/19   | Toowong   |
| Morgan CF    | 100<br>141<br>258*  | 1899/00<br>1902/03<br>1904/05   | Toowong<br>South Brisbane<br>Oxley  |
| Mossop AB    | 153<br>108<br>112<br>103<br>113*<br>124<br>107  | 1930/31<br>1932/33<br>1933/34<br>1933/34<br>1942/43<br>1943/44<br>1943/44   | QCA Colts<br>Western Suburbs<br>Eastern Suburbs<br>University of Queensland   |
| Mossop KLM   | 113*  | 1932/33   | Western Suburbs   |
| Murray HP    | 103*  | 2009/10   | South Brisbane  |
| Muspratt PW  | 113   | 1971/72   |   |
| Nothling OE  | 124   | 1927/28   | QCA Colts   |

| Name          | Score  | Season  | Opposition   |
|---------------|--|---|--|
| O'Connor BRD  | 105<br>100<br>122*<br>115<br>113<br>113<br>125<br>108<br>137<br>114<br>189<br>106<br>100<br>173<br>118*<br>127<br>102* | 1932/33<br>1919/20<br>1922/23<br>1922/23<br>1923/24<br>1924/25<br>1925/26<br>1925/26<br>1926/27<br>1926/27<br>1927/28<br>1928/29<br>1928/29<br>1930/31<br>1931/32<br>1931/32<br>1932/33 | Eastern Suburbs<br>Goodna<br>Woolloongabba<br>Western Suburbs<br>Western Suburbs<br>Western Suburbs<br>Western Suburbs<br>Toombul<br>Western Suburbs<br>Toombul<br>Eastern Suburbs<br>Western Suburbs<br>Toombul<br>QCA Colts<br>QCA Colts<br>University of Queensland<br>University of Queensland |
| Oxenham LE    | 151*   | 1919/20   | Goodna   |
| Patrick CW    | 113  | 1903/04   | Toowong  |
| Pedrola HT    | 100<br>138   | 1993/94<br>1994/95  | University of Queensland<br>University of Queensland   |
| Penny RC      | 117  | 1947/48   |  |
| Pfeffer LD    | 108<br>106<br>124*<br>121<br>114   | 2013/14<br>2013/14<br>2016/17<br>2016/17<br>2016/17   | Redlands<br>Northern Suburbs<br>Gold Coast<br>Redlands<br>Northern Suburbs   |
| Potts AJJ     | 113*   | 2001/02   | Sunshine Coast   |
| Power GJ      | 127*   | 1977/78   | Western Suburbs  |
| Quinn BN      | 121<br>110<br>101*   | 1982/83<br>1984/85<br>1986/87   | Northern Suburbs<br>Northern Suburbs<br>Wynnum-Manly   |
| Redgrave SJ   | 204  | 1908/09   | Toowong  |
| Reeves DW     | 105*   | 1994/95   | Western Suburbs  |
| Ritchie GM    | 107  | 1985/86   | Sandgate-Redcliffe   |
| Robins ML     | 127*   | 1957/58   |  |
| Schweitzer RG | 102*   | 1971/72   |  |
| Scuderi SJ    | 102  | 1988/89   | Sandgate-Redcliffe   |
| Shinnick BM   | 101*<br>120*<br>154<br>134<br>202  | 1994/95<br>1995/96<br>1999/00<br>1999/00<br>2002/03   | Toombul<br>Western Suburbs<br>Toombul<br>Sandgate-Redcliffe<br>Gold Coast  |
| Spargo JT     | 107*<br>100*<br>108*   | 2010/11<br>2011/12<br>2012/13   | Redlands<br>Sandgate-Redcliffe<br>Western Suburbs  |
| Stafford J    | 100  | 1926/27   | QCA Colts  |
| Walker JM     | 154<br>177<br>121<br>146*<br>172*<br>107   | 1985/86<br>1986/87<br>1986/87<br>1987/88<br>1988/89<br>1989/90  | Northern Suburbs<br>University of Queensland<br>Wynnum-Manly<br>Northern Suburbs<br>Wynnum-Manly<br>QCA Colts  |
| Webb BL       | 111<br>150   | 1936/37<br>1937/38  | Eastern Suburbs  |
| Welsh JF      | 101  | 1984/85   | QCA Colts  |
| Wessels KC    | 100*<br>111<br>160<br>192*<br>118<br>116<br>144<br>134<br>124  | 1980/81<br>1980/81<br>1981/82<br>1982/83<br>1982/83<br>1982/83<br>1984/85<br>1985/86<br>1985/86   | Wynnum-Manly<br>University of Queensland<br>Eastern Suburbs<br>Western Suburbs<br>Northern Suburbs<br>University of Queensland<br>QCA Colts<br>Sandgate-Redcliffe  |
| Wildermuth JD | 153*<br>130  | 2013/14<br>2016/17  | Toombul<br>Western Suburbs   |
| Wise DE       | 115  | 1947/48   |  |

# FIRST GRADE ONE DAY GAME RECORDS

## 1000 RUNS

|   | Player        | Matches | Innings | Not Outs | 100s | Best Score | Runs | Average | Catches |
|---|---------------|---------|---------|----------|------|------------|------|---------|---------|
| 1 | LA Carseldine | 73      | 70      | 7        | 3    | 130        | 2358 | 37.42   | 35      |
| 2 | ML Hayden     | 41      | 41      | 4        | 4    | 167        | 1899 | 51.32   | 14      |
| 3 | AB Henschell  | 58      | 48      | 12       | 3    | 113        | 1524 | 42.33   | 39      |
| 4 | CM Ephraims   | 58      | 54      | 8        | 1    | 128        | 1473 | 32.02   | 35      |
| 5 | TG Irvine     | 56      | 53      | 9        | 2    | 114        | 1253 | 28.48   | 20      |
| 6 | HT Pedrola    | 51      | 50      | 4        |      | 80         | 1263 | 27.46   | 19      |
| 7 | NJ Kruger     | 38      | 39      | 0        |      | 96         | 1116 | 28.62   | 20      |
| 8 | SG Law        | 37      | 36      | 4        |      | 93         | 1108 | 34.63   | 13      |
| 9 | GC Brown      | 48      | 46      | 1        | 2    | 120        | 1030 | 22.89   | 16      |

## 40 WICKETS

|    | Player        | Matches | Overs | Maidens | Runs | Wickets | Average | Catches |
|----|---------------|---------|-------|---------|------|---------|---------|---------|
| 1  | DR Turner     | 61      | 510   | 83      | 1801 | 100     | 18.01   | 15      |
| 2  | CJ Lanagan    | 43      | 384   | 62      | 1343 | 72      | 18.65   | 12      |
| 3  | JH Dawes      | 39      | 336   | 68      | 904  | 68      | 13.29   | 7       |
| 4  | MPW Jeh       | 46      | 354   | 50      | 1253 | 53      | 23.64   | 12      |
| 5  | LA Carseldine | 71      | 268   | 30      | 1022 | 47      | 21.75   | 36      |
| 6  | DW Cottee     | 38      | 300   | 38      | 1118 | 46      | 24.30   | 12      |
| 7  | PT McPhee     | 23      | 203   | 11      | 805  | 45      | 17.89   | 3       |
| 8  | JG Dellit     | 40      | 244   | 14      | 1099 | 44      | 24.98   | 11      |
| 9  | AB Henschell  | 58      | 354   | 54      | 1287 | 43      | 29.93   | 39      |
|    | MJ Petrie     | 25      | 207   | 26      | 748  | 43      | 17.40   | 2       |
| 11 | HT Pedrola    | 51      | 261   | 22      | 1048 | 41      | 25.56   | 19      |

## 30 DISMISSALS (WICKET-KEEPERS)

|   | Player      | Era     | Matches | Catches | Stumpings | Total | Runs Scored |
|---|-------------|---------|---------|---------|-----------|-------|-------------|
| 1 | BM Shinnick | 1993-03 | 57      | 82      | 10        | 92    | 966         |
| 2 | PJ Drinnen  | 1989-99 | 18      | 33      | 6         | 39    | 289         |

## CENTURIES

| Player         | Score | Season  | Opposition               |
|----------------|-------|---------|--------------------------|
| Border AR      | 107   | 1983/84 | Sandgate-Redcliffe       |
|                | 116   | 1992/93 | Eastern Suburbs          |
| Brown GC       | 118   | 1987/88 | Toombul                  |
|                | 120   | 1993/94 | Northern Suburbs         |
| Carseldine LA  | 116   | 2001/02 | Toombul                  |
|                | 130   | 2002/03 | Beenleigh/Logan          |
|                | 111   | 2003/04 |                          |
| Dalton LR      | 147   | 2000/01 | Beenleigh/Logan          |
| Gode AJ        | 101   | 2012/13 | Redlands                 |
|                | 111   | 2014/15 | Western Suburbs          |
|                | 125   | 2016/17 | Sandgate-Redcliffe       |
| Ephraims CM    | 128*  | 1987/88 |                          |
| Hayden ML      | 113   | 1989/90 | University of Queensland |
|                | 100   | 1989/90 |                          |
|                | 137   | 1996/97 | University of Queensland |
|                | 167   | 2003/04 | Toombul                  |
| Henschell AB   | 106*  | 1983/84 | Toombul                  |
|                | 112*  | 1992/93 |                          |
|                | 113*  | 1993/94 | University of Queensland |
| Irvine TG      | 101*  | 1997/98 | Western Suburbs          |
|                | 114*  | 2001/02 | Toombul                  |
| Schuhmacher BD | 111*  | 2010/11 | Redlands                 |
| Spargo JT      | 110   | 2010/11 | Wynnum-Manly             |
|                | 101   | 2011/12 | Beenleigh/Logan          |
| Walker JM      | 109   | 1987/88 | University of Queensland |
| Wessels KC     | 137   | 1983/84 | Toombul                  |
| Wildermuth JD  | 119   | 2016/17 | University of Queensland |

## 5 WICKETS IN AN INNINGS

|    | Player      | Figures | Season  | Opposition         |
|----|-------------|---------|---------|--------------------|
| 1  | MJ Petrie   | 6/8     | 2011/12 | Sandgate-Redcliffe |
| 2  | DR Turner   | 5/9     | 1997-98 | N/R                |
| 3  | DW Cottee   | 5/14    | 1992-93 | Sandgate-Redcliffe |
| 4  | IC Thompson | 5/17    | 2002-03 | Gold Coast         |
| 5  | CJ Lanagan  | 5/21    | 1996/97 | N/R                |
| 6  | CJ Lanagan  | 5/28    | 1998/99 | N/R                |
| 7  | DW Cottee   | 5/32    | 1989-90 | Easts              |
| 8  | AJ Gode     | 5/35    | 2013-14 |                    |
| 9  | PT McPhee   | 5/40    | 1987/88 | Easts              |
| 10 | D Hines     | 5/47    | 1992/93 | Sandgate-Redcliffe |
| 11 | SD Powell   | 5/59    | 2008/09 | Sunshine Coast     |



## FIRST GRADE TWENTY 20 GAME RECORDS

### 200 RUNS

|   | Player             | Matches | Innings | Not Outs | 100s | Best Score | Runs | Average |
|---|--------------------|---------|---------|----------|------|------------|------|---------|
| 1 | AJ Gode            | 40      | 39      | 3        | -    | 71         | 775  | 21.53   |
| 2 | JT Spargo          | 26      | 25      | 1        | -    | 66         | 576  | 24.00   |
| 3 | LA Carseldine      | 18      | 18      | 4        | -    | 86         | 498  | 35.57   |
| 4 | LD Pfeffer         | 17      | 17      | 2        | -    | 56         | 323  | 21.53   |
| 5 | JD Wildermuth      | 18      | 17      | 2        | -    | 64         | 318  | 21.20   |
| 6 | SS Kabel           | 25      | 22      | 8        | -    | 31         | 273  | 19.50   |
| 7 | AA Lockhart-Krause | 28      | 27      | 7        | -    | 35*        | 265  | 13.25   |

### 15 WICKETS

|   | Player        | Matches | Overs | Maidens | Runs | Wickets | Average |
|---|---------------|---------|-------|---------|------|---------|---------|
| 1 | AJ Gode       | 40      | 134   | 1       | 888  | 31      | 28.65   |
| 2 | MJ Petrie     | 27      | 95    | -       | 601  | 26      | 23.12   |
| 3 | SD Powell     | 18      | 56    | -       | 485  | 20      | 24.25   |
| 4 | LA Carseldine | 18      | 55    | -       | 370  | 18      | 20.56   |
| 5 | LW Feldman    | 17      | 59    | 1       | 297  | 17      | 17.47   |

### DISMISSALS

|   | Player        | Matches | Catches | Stumpings | Total |
|---|---------------|---------|---------|-----------|-------|
| 1 | LD Pfeffer    | 17      | 20      | 2         | 22    |
| 2 | MC Bragg      | 19      | 17      | 4         | 21    |
| 3 | LJ Drennan    | 12      | 17      | 1         | 18    |
| 4 | AJ Gode       | 32      | 11      | -         | 11    |
| 5 | TG Irvine     | 13      | 9       | -         | 9     |
|   | NJ Kruger     | 17      | 9       | -         | 9     |
| 6 | LA Carseldine | 18      | 8       |           | 8     |
|   | JT Spargo     | 26      | 8       |           | 8     |



First Grade T20 vs Souths.



## SECOND GRADE BATTING - 1000 RUNS

|    | Player             | Matches | Innings | Not Outs | 100s | Best Score | Runs | Average |
|----|--------------------|---------|---------|----------|------|------------|------|---------|
| 1  | GC Brown           | 141     | 180     | 7        | 6    | 145        | 5090 | 29.42   |
| 2  | AK Dudgeon         | 119     | 149     | 14       | 6    | 182        | 3781 | 28.01   |
| 3  | AJ Brown           | 123     | 149     | 10       | -    | 132        | 3600 | 25.90   |
| 4  | RP Easton          | 104     | 117     | 11       | 3    | 195        | 3083 | 29.08   |
| 5  | AR Forbes          | 126     | 142     | 15       | -    | 118*       | 2897 | 22.81   |
| 6  | BC Marrinan        | 117     | 127     | 16       | -    | 121*       | 2804 | 25.26   |
| 7  | MPW Jeh            | 123     | 135     | 25       | 2    | 130        | 2527 | 22.97   |
| 8  | FA Short           | -       | 103     | 6        | -    | 148        | 2249 | 23.19   |
| 9  | DW Picking         | -       | 93      | 8        | -    | 92*        | 2146 | 25.25   |
| 10 | WC Iszlaub         | 73      | 77      | 12       | -    | 101        | 2120 | 32.62   |
| 11 | OS Gilchrist       | 43      | 62      | 5        | 4    | 176        | 2042 | 35.82   |
| 12 | JG Dellit          | 57      | 75      | 6        | 3    | 129        | 2006 | 29.07   |
| 13 | WG Chapman         | 93      | 103     | 12       | 1    | 120*       | 1983 | 21.79   |
| 14 | WE Nolan           | 118     | 148     | 23       | -    | 92         | 1953 | 15.62   |
| 15 | AG Haupt           | 100     | 138     | 12       | -    | 80         | 1819 | 14.44   |
| 16 | JD Nothdurft       | 64      | 77      | 11       | -    | 141        | 1808 | 27.39   |
| 17 | JF Welsh           | 40      | 50      | 7        | -    | 109        | 1729 | 40.21   |
| 18 | NJ King            | 57      | 71      | 12       | -    | 104*       | 1685 | 28.56   |
| 19 | JT Harten          | 40      | 48      | 8        | -    | 204*       | 1651 | 41.28   |
| 20 | GB Acton           | 58      | 69      | 9        | -    | 169*       | 1643 | 27.38   |
| 21 | TGM Baines         | 70      | 84      | 9        | -    | 140        | 1641 | 21.88   |
| 22 | C Hoy              | 85      | 112     | 11       | -    | 68         | 1599 | 15.83   |
| 23 | J Badenhorst       | 71      | 76      | 16       | 3    | 146        | 1595 | 26.58   |
| 24 | KJ Logan           | 100     | 99      | 14       | -    | 113        | 1583 | 18.62   |
| 25 | AA Lockhart-Krause | 49      | 63      | 6        | -    | 94*        | 1582 | 27.75   |
| 26 | COM Farrell        | 57      | 67      | 15       | 2    | 113        | 1538 | 29.58   |
| 27 | BR Jennings        | 57      | 72      | 10       | 1    | 100        | 1531 | 24.69   |
| 28 | CF Moncada         | 46      | 60      | 10       | 1    | 105        | 1524 | 30.48   |
| 29 | GD Harvey          | 54      | 58      | 6        | -    | 104        | 1519 | 29.21   |
| 30 | PD Whybird         | 41      | 53      | 9        | -    | 137        | 1479 | 33.61   |
| 31 | LT Bell            | 72      | 82      | 11       | -    | 74         | 1454 | 20.48   |
| 32 | RG Perrett         | 105     | 91      | 26       | -    | 94         | 1439 | 22.14   |
| 33 | CR Richards        | 103     | 127     | 15       | -    | 55         | 1403 | 12.53   |
| 34 | RD Haupt           | -       | 72      | 8        | -    | 151        | 1402 | 21.91   |
| 35 | BJ Adams           | 52      | 61      | 9        | -    | 141        | 1395 | 26.83   |
| 36 | BD Evans           | 33      | 42      | 3        | 2    | 105        | 1362 | 34.92   |
| 37 | DJ Graham          | 71      | 100     | 4        | -    | 57         | 1362 | 14.19   |
| 38 | MA Wise            | 44      | 51      | 3        | -    | 120        | 1358 | 28.29   |
| 39 | JS Scott           | -       | 96      | 9        | -    | 134        | 1350 | 15.52   |
| 40 | KL Biggs           | 45      | 56      | 6        | -    | 83*        | 1334 | 26.68   |
| 41 | FA Vidler          | 82      | 98      | 17       | -    | 74         | 1316 | 16.25   |
| 42 | VR Gray            | -       | 161     | 29       | -    | 39         | 1310 | 9.92    |
| 43 | DM Khan            | 73      | 80      | 9        | 1    | 107        | 1306 | 18.39   |
| 44 | D Magee            | 31      | 39      | 6        | -    | 142*       | 1274 | 38.61   |
| 45 | PD West            | 37      | 49      | 9        | 1    | 100        | 1261 | 31.52   |
| 46 | MP Kling           | 52      | 68      | 7        | -    | 80         | 1243 | 20.38   |
| 47 | RF Shaw            | 42      | 46      | 1        | 2    | 113*       | 1195 | 26.56   |
| 48 | VR Hodge           | -       | 60      | 7        | -    | 109*       | 1162 | 21.92   |
| 49 | PL Cramb           | 42      | 65      | 6        | -    | 77         | 1153 | 19.54   |
| 50 | TH Nash            | 103     | 109     | 17       | -    | 79*        | 1149 | 12.49   |
| 51 | GW Toshack         | 24      | 31      | 1        | -    | 139        | 1143 | 38.10   |
| 52 | MJ Nicol           | 30      | 41      | 3        | 3    | 128*       | 1122 | 29.53   |
| 53 | AJ Lynch           | -       | 107     | 6        | -    | 55         | 1115 | 11.04   |
| 54 | GN Robins          | 42      | 46      | 6        | -    | 131*       | 1097 | 27.42   |
| 55 | DR Waddell         | 56      | 69      | 5        | -    | 95         | 1075 | 16.80   |
| 56 | MJE Wing           | 39      | 53      | 6        | 1    | 119        | 1074 | 22.85   |
| 57 | KLM Harvey         | 23      | 30      | 3        | 1    | 124        | 1041 | 38.56   |
| 58 | CS Lane            | 34      | 38      | 6        | -    | 122        | 1028 | 32.12   |
| 59 | TC Scott           | 36      | 50      | 1        | -    | 109        | 1015 | 20.71   |
| 60 | BA Morgan          | 29      | 36      | 1        | 2    | 166        | 1012 | 28.91   |
| 61 | EJ Clegg           | -       | 73      | 4        | -    | 134*       | 1007 | 14.59   |
| 62 | C Vinson           | -       | 26      | 2        | -    | 130        | 1000 | 41.67   |

## SECOND GRADE BOWLING - 100 WICKETS

|    | Player       | Matches | Overs | Maidens | Runs | Wickets | Average |
|----|--------------|---------|-------|---------|------|---------|---------|
| 1  | RAJ Anderson | 142     | 2630  | 708     | 6927 | 346     | 20.02   |
| 2  | TH Nash      | 103     | 1372  | 245     | 3950 | 271     | 14.58   |
| 3  | RG Perrett   | 105     | 1839  | 460     | 5103 | 257     | 19.86   |
| 4  | MPW Jeh      | 123     | 2051  | 584     | 5262 | 235     | 22.39   |
| 5  | VR Gray      | -       | 1119  | 160     | 3733 | 233     | 16.02   |
| 6  | WE Nolan     | 118     | 1008  | 130     | 3553 | 205     | 17.33   |
| 7  | GK Moore     | 77      | 1082  | 190     | 3415 | 203     | 16.82   |
| 8  | JT Corrigan  | -       | 639   | -       | 1831 | 200     | 9.16    |
| 9  | WB Hill      | -       | 739   | -       | 1893 | 170     | 11.14   |
|    | FA Short     | -       | 638   | 70      | 2608 | 170     | 15.34   |
| 11 | AR Forbes    | 126     | 1382  | 263     | 4681 | 168     | 27.86   |
| 12 | EJ Clegg     | -       | 540   | 56      | 2122 | 159     | 13.35   |
| 13 | WC Iszlaub   | 73      | 1395  | 270     | 4462 | 158     | 28.24   |
| 14 | FA Vidler    | 82      | 677   | 95      | 2444 | 157     | 15.57   |
| 15 | CR Leggat    | 78      | 997   | 154     | 3540 | 152     | 23.29   |
|    | J Badenhorst | 71      | 1020  | 206     | 2959 | 152     | 19.47   |
| 17 | C Hoy        | 85      | 536   | 75      | 1885 | 132     | 14.28   |
| 18 | NT McMahan   | 47      | 486   | 62      | 1693 | 126     | 13.44   |
| 19 | KJ Logan     | 100     | 720   | 120     | 2359 | 124     | 19.02   |
| 20 | CS Lane      | 34      | 530   | 125     | 1460 | 119     | 12.27   |
| 21 | RV Towner    | 40      | 588   | 83      | 2083 | 116     | 17.96   |
|    | ST Janes     | 49      | 950   | 223     | 2831 | 116     | 24.41   |
| 23 | CJ Lanagan   | 31      | 707   | 177     | 1839 | 108     | 17.03   |
| 24 | JG Dellit    | 57      | 890   | 263     | 2417 | 107     | 22.59   |
| 25 | A Hendy      | -       | 391   | -       | 1135 | 101     | 11.24   |

## SECOND GRADE FIELDING - 50 DISMISSALS

|    | Player             | Matches | Catches | Stumpings | Total |
|----|--------------------|---------|---------|-----------|-------|
| 1  | BC Marrinan        | 117     | 91      | 6         | 97    |
| 2  | WG Chapman         | 93      | 86      | 10        | 96    |
|    | TGM Baines         | 70      | 90      | 6         | 96    |
| 4  | PJ Irving          | 34      | 84      | 10        | 94    |
| 5  | AA Lockhart-Krause | 49      | 80      | 9         | 89    |
| 6  | DR Waddell         | 56      | 65      | 9         | 74    |
| 7  | GC Brown           | 141     | 71      | 1         | 72    |
| 8  | TR Mitchell        | 38      | 60      | 10        | 70    |
| 9  | AK Dudgeon         | 119     | 69      |           | 69    |
|    | AD Moore           | 33      | 67      | 2         | 69    |
| 11 | MPW Jeh            | 123     | 63      |           | 63    |
| 12 | DP Mclachlan       | 27      | 58      | 3         | 61    |
| 13 | AR Forbes          | 126     | 55      |           | 55    |
| 14 | GN Power           | 28      | 49      | 3         | 52    |
|    | RAJ Anderson       | 142     | 52      |           | 52    |
| 16 | UD Thorne          | 21      | 42      | 9         | 51    |
| 17 | AJ Brown           | 123     | 50      |           | 50    |

## THIRD GRADE FIELDING - 50 DISMISSALS

|    | Player      | Matches | Catches | Stumpings | Total |
|----|-------------|---------|---------|-----------|-------|
| 1  | TR Mitchell | 69      | 96      | 16        | 112   |
| 2  | RA Cowles   | 86      | 102     | 8         | 110   |
| 3  | DM Khan     | 175     | 101     |           | 101   |
| 4  | JL Harten   | 87      | 89      | 3         | 92    |
| 5  | SL Manteit  | 56      | 83      | 8         | 91    |
| 6  | GC Brown    | 133     | 86      |           | 86    |
| 7  | WG Chapman  | 113     | 82      | 3         | 85    |
| 8  | GW Mitchell | 121     | 81      | 1         | 82    |
| 9  | A Marrinan  | 32      | 63      | 8         | 71    |
| 10 | LS Jones    | 170     | 57      | 3         | 60    |
| 11 | AJ Imrie    | 43      | 55      | 4         | 59    |
| 12 | MB Lees     | 32      | 47      | 9         | 56    |
| 14 | SR Lawler   | 119     | 54      |           | 54    |
|    | RF Shaw     | 51      | 53      | 1         | 54    |
| 16 | JL Hughes   | 22      | 47      | 3         | 50    |

### THIRD GRADE BATTING – 1000 RUNS

|    | Player       | Matches | Innings | Not Outs | 100s | Best Score | Runs | Average |
|----|--------------|---------|---------|----------|------|------------|------|---------|
| 1  | GC Brown     | 133     | 151     | 8        | 8    | 164        | 5138 | 35.93   |
| 2  | DM Khan      | 174     | 180     | 22       | 5    | 142        | 4625 | 29.27   |
| 3  | WG Chapman   | 113     | 135     | 17       | 5    | 207*       | 3962 | 33.58   |
| 4  | LS Jones     | 170     | 266     | 11       | -    | 73*        | 3842 | 15.07   |
| 5  | GW Mitchell  | 121     | 138     | 13       | 1    | 113*       | 2608 | 20.86   |
| 6  | BR Jennings  | 76      | 86      | 13       | 4    | 151*       | 2384 | 32.66   |
| 7  | MJ Weir      | 69      | 94      | 11       | -    | 112*       | 2052 | 24.72   |
| 8  | VF Thomas    | -       | 92      | 5        | -    | 116*       | 2025 | 23.28   |
| 9  | AJ Brown     | 68      | 78      | 6        | -    | 122        | 1926 | 26.75   |
| 10 | JL Harten    | 87      | 119     | 7        | -    | 90         | 1908 | 17.04   |
| 11 | RF Shaw      | 50      | 61      | 6        | 2    | 180        | 1837 | 33.40   |
| 12 | SA Martin    | 31      | 38      | 5        | 2    | 133        | 1592 | 48.24   |
| 13 | DK Hickey    | 78      | 82      | 15       | -    | 100        | 1550 | 23.13   |
| 14 | IA Noon      | 78      | 108     | 12       | -    | 73         | 1546 | 16.10   |
| 15 | MPW Jeh      | 89      | 92      | 19       | 1    | 100        | 1494 | 20.47   |
| 16 | SD Grummitt  | 52      | 49      | 8        | 4    | 147        | 1473 | 35.93   |
| 17 | WE Nolan     | 69      | 96      | 11       | -    | 92         | 1467 | 17.26   |
| 18 | C Hoy        | 74      | 101     | 24       | -    | 69         | 1440 | 18.70   |
| 19 | SR Lawler    | 119     | 107     | 27       | -    | 79         | 1359 | 16.99   |
| 20 | JM Stoddart  | 62      | 78      | 11       | -    | 68         | 1336 | 19.94   |
| 21 | TR Mitchell  | 68      | 78      | 10       | -    | 75         | 1333 | 19.60   |
| 22 | JR Jeha      | 55      | 54      | 8        | 1    | 103*       | 1320 | 28.70   |
| 23 | AK Dudgeon   | 32      | 34      | 3        | 4    | 136        | 1315 | 42.42   |
| 24 | LA Dawes     | 53      | 56      | 6        | 2    | 119        | 1286 | 25.72   |
| 25 | TC Scott     | 42      | 50      | 4        | -    | 99         | 1250 | 27.17   |
| 26 | ASM Tacey    | 38      | 46      | 4        | -    | 126*       | 1226 | 29.19   |
| 27 | MJ Law       | 54      | 69      | 6        | 1    | 103        | 1225 | 19.44   |
| 28 | KJ Easton    | 70      | 84      | 17       | -    | 58         | 1203 | 17.96   |
| 29 | MKW Holmberg | 46      | 47      | 3        | 1    | 109        | 1128 | 25.64   |
| 30 | CA Proudlove | 63      | 59      | 7        | -    | 87         | 1127 | 21.67   |
|    | BC Marrinan  | 28      | 37      | 4        | -    | 112        | 1127 | 34.15   |
| 32 | DJ Graham    | 51      | 69      | 8        | -    | 79*        | 1099 | 18.02   |
| 33 | S Meredith   | 28      | 35      | 5        | -    | 133        | 1076 | 35.87   |
| 34 | SR Muspratt  | 41      | 52      | 12       | -    | 81*        | 1069 | 26.73   |
| 35 | AV Landry    | -       | 38      | 4        | -    | 113        | 1068 | 31.41   |
| 36 | GF Martin    | 41      | 55      | 4        | -    | 67*        | 1067 | 20.92   |
| 37 | RJA Donker   | 52      | 61      | 4        | 1    | 102        | 1058 | 18.56   |
| 38 | WJ Bramley   | 40      | 48      | 7        | -    | 116        | 1057 | 25.78   |
| 39 | TR Bant      | 28      | 37      | 4        | -    | 104*       | 1033 | 31.30   |
| 40 | DGM Murphy   | 40      | 59      | 2        | -    | 85         | 1026 | 18.00   |
| 41 | CR Leggat    | 59      | 70      | 8        | -    | 103*       | 1020 | 16.45   |
| 42 | G Waters     | 31      | 40      | 2        | -    | 126        | 1009 | 26.55   |
| 43 | TL Dodson    | 31      | 33      | 7        | -    | 179*       | 1005 | 38.65   |

### THIRD GRADE BOWLING - 100 WICKETS

|    | Player       | Matches | Overs | Maidens | Runs | Wickets | Average |
|----|--------------|---------|-------|---------|------|---------|---------|
| 1  | LS Jones     | 170     | 1336  | 120     | 5210 | 369     | 14.12   |
| 2  | DW Langdon   | 66      | 971   | 181     | 3020 | 228     | 13.25   |
| 3  | SR Lawler    | 119     | 1400  | 242     | 4596 | 176     | 26.11   |
| 4  | MPW Jeh      | 89      | 1360  | 404     | 3433 | 172     | 19.96   |
| 5  | GE Baldwin   | 78      | 575   | 37      | 2436 | 161     | 15.13   |
| 6  | WE Nolan     | 69      | 666   | 86      | 2537 | 149     | 17.03   |
| 7  | ST Barnard   | 54      | 1030  | 196     | 3223 | 143     | 22.54   |
| 8  | G Blazak     | 49      | 619   | 116     | 1940 | 140     | 13.86   |
| 9  | CP Hutton    | 51      | 760   | 183     | 2086 | 131     | 15.92   |
| 10 | DK Hickey    | 78      | 923   | 272     | 2345 | 127     | 18.46   |
|    | TM Cramb     | 69      | 673   | 67      | 2761 | 127     | 21.74   |
| 12 | VF Thomas    | -       | 423   | 40      | 1807 | 121     | 14.93   |
| 13 | ST Janes     | 45      | 893   | 287     | 2178 | 115     | 18.94   |
| 14 | CR Leggat    | 59      | 478   | 78      | 1588 | 111     | 14.31   |
|    | CA Proudlove | 63      | 704   | 150     | 2026 | 111     | 18.25   |
| 16 | AC Petrie    | 37      | 434   | 62      | 1583 | 100     | 15.83   |

## FOURTH GRADE BATTING - 1000 RUNS

|    | Player        | Matches | Innings | Not Outs | 100s | Best Score | Runs | Average |
|----|---------------|---------|---------|----------|------|------------|------|---------|
| 1  | ML Dudgeon    | 134     | 171     | 11       | -    | 93         | 4287 | 26.79   |
| 2  | JM Stoddart   | 151     | 176     | 24       | 1    | 108*       | 4035 | 26.55   |
| 3  | LA Dawes      | 81      | 91      | 12       | 4    | 146*       | 3105 | 39.30   |
| 4  | BJ Boyd       | 69      | 82      | 12       | 5    | 142        | 2595 | 37.07   |
| 5  | MT Blackman   | 75      | 83      | 11       | 1    | 101        | 2189 | 30.40   |
| 6  | IM Board      | 86      | 117     | 15       | -    | 89         | 2083 | 20.42   |
| 7  | PG Halpin     | 76      | 100     | 8        | -    | 130        | 2072 | 22.52   |
| 8  | TA Kimball    | 82      | 105     | 7        | -    | 82*        | 2027 | 20.68   |
| 9  | BJ Irwin      | 77      | 88      | 2        | -    | 102*       | 2007 | 23.34   |
| 10 | JS Scott      | 81      | 125     | 14       | -    | 83         | 1918 | 17.28   |
| 11 | MJ Law        | 77      | 109     | 10       | -    | 95         | 1896 | 19.15   |
| 12 | MT Jones      | 108     | 104     | 25       | -    | 94         | 1836 | 23.24   |
| 13 | D Toye        | 53      | 70      | 7        | 6    | 160*       | 1832 | 29.08   |
| 14 | K Hegerty     | 90      | 117     | 18       | -    | 95         | 1785 | 18.03   |
| 15 | RJA Donker    | 79      | 81      | 9        | 3    | 138        | 1690 | 23.47   |
| 16 | PD Sherman    | 62      | 76      | 8        | -    | 150        | 1646 | 24.21   |
| 17 | DW Reeves     | 55      | 63      | 11       | 1    | 135        | 1597 | 30.71   |
| 18 | WG Chapman    | 56      | 60      | 13       | 1    | 106        | 1563 | 33.26   |
| 19 | LB Hutley     | 77      | 83      | 17       | -    | 98         | 1525 | 23.11   |
| 20 | AR Anderson   | 42      | 57      | 6        | -    | 111        | 1452 | 28.47   |
| 21 | JR Jeha       | 56      | 66      | 11       | 1    | 140*       | 1426 | 25.93   |
| 22 | GD Jennings   | 44      | 56      | 8        | 2    | 156        | 1362 | 28.38   |
| 23 | SA Toon       | 59      | 69      | 8        | -    | 86         | 1328 | 21.77   |
| 24 | AWC Thompson  | 40      | 41      | 3        | 1    | 116        | 1323 | 34.82   |
| 25 | C Hoy         | 86      | 99      | 18       | -    | 71         | 1310 | 16.17   |
| 26 | PJE Nicholson | 35      | 39      | 3        | -    | 129*       | 1176 | 32.67   |
| 27 | DS Skirving   | 60      | 64      | 11       | -    | 111        | 1124 | 21.21   |
| 28 | GE Baldwin    | 48      | 77      | 2        | -    | 53         | 1110 | 14.80   |
| 29 | CR Leggat     | 56      | 65      | 6        | -    | 87         | 1080 | 18.31   |
| 30 | ML Shinnick   | 56      | 67      | 5        | -    | 99         | 1077 | 17.37   |
| 31 | DM Khan       | 42      | 43      | 3        | 1    | 126        | 1061 | 26.52   |
| 32 | MKW Holmberg  | 25      | 34      | 4        | 3    | 158        | 1052 | 35.07   |
| 33 | M Gavril      | 28      | 42      | 6        | 1    | 101        | 1050 | 29.17   |
| 34 | L Nikolovski  | 37      | 47      | 4        | -    | 93         | 1044 | 24.28   |
| 35 | CF Kempnich   | 146     | 132     | 41       | -    | 56*        | 1043 | 11.46   |
| 36 | JL Harten     | 39      | 58      | 4        | -    | 82         | 1009 | 18.69   |

## FOURTH GRADE BOWLING - 100 WICKETS

|    | Player         | Matches | Overs | Maidens | Runs | Wickets | Average |
|----|----------------|---------|-------|---------|------|---------|---------|
| 1  | CF Kempnich    | 146     | 1808  | 487     | 4651 | 277     | 16.79   |
| 2  | EL Hoare       | 57      | 842   | 143     | 2720 | 223     | 12.20   |
| 3  | MJ Tucker      | 81      | 1163  | 302     | 2906 | 216     | 13.45   |
| 4  | K Hegerty      | 90      | 715   | 121     | 2598 | 161     | 16.14   |
| 5  | SC Barlow      | 36      | 783   | 199     | 2038 | 138     | 14.77   |
| 6  | BJ Boyd        | 69      | 687.1 | 159     | 1791 | 136     | 13.17   |
| 7  | MB Irwin       | 68      | 839   | 202     | 2226 | 124     | 17.95   |
|    | KR Rogers      | 69      | 818   | 153     | 2302 | 124     | 18.56   |
| 9  | RG Perrett     | 45      | 796   | 207     | 2033 | 115     | 17.68   |
| 10 | CR Leggat      | 56      | 536   | 103     | 1603 | 114     | 14.06   |
| 11 | AL Duncan      | 25      | 332   | 75      | 927  | 107     | 8.66    |
|    | GN Fitzpatrick | 66      | 429   | 71      | 1381 | 107     | 12.91   |
|    | WE Nolan       | 42      | 450   | 51      | 1734 | 107     | 16.21   |
| 14 | FM Francke     | 33      | 656   | 158     | 1631 | 105     | 15.53   |
|    | DS Skirving    | 60      | 635   | 137     | 1786 | 105     | 17.01   |
| 16 | GE Baldwin     | 48      | 339   | 24      | 1598 | 104     | 15.37   |
|    | MT Blackman    | 75      | 603.1 | 120     | 1609 | 104     | 15.47   |
| 18 | FJ Oberthur    | 47      | 336   | 24      | 1462 | 103     | 14.19   |
| 19 | AC Petrie      | 19      | 296   | 37      | 1144 | 102     | 11.22   |
|    | R Squire       | 32      | 401   | 84      | 1160 | 102     | 11.37   |
| 21 | G Crispe       | 14      | 204   | 49      | 888  | 100     | 8.88    |

## FOURTH GRADE FIELDING - 50 DISMISSALS

|    | Player      | Matches | Catches | Stumpings | Total |
|----|-------------|---------|---------|-----------|-------|
| 1  | MT Jones    | 109     | 150     | 26        | 176   |
| 2  | ML Dudgeon  | 134     | 119     |           | 119   |
| 3  | RA Cowles   | 65      | 80      | 29        | 109   |
| 4  | PN Crouch   | 56      | 88      | 5         | 93    |
| 5  | ML Shinnick | 59      | 72      | 5         | 77    |
| 6  | JM Stoddart | 151     | 73      |           | 73    |
| 7  | IC Vallely  | 38      | 63      | 8         | 71    |
| 8  | K Hegerty   | 90      | 57      |           | 57    |
|    | KR Rogers   | 69      | 57      |           | 57    |
|    | LA Dawes    | 81      | 57      |           | 57    |
| 11 | RJA Donker  | 79      | 54      |           | 54    |
| 12 | JS Scott    | 81      | 41      | 11        | 52    |
| 13 | CF Kempnich | 146     | 51      |           | 51    |

## FIFTH GRADE BATTING - 1000 RUNS

|    | Player       | Matches | Innings | Not Outs | 100s | Best Score | Runs | Average |
|----|--------------|---------|---------|----------|------|------------|------|---------|
| 1  | BJ Irwin     | 115     | 155     | 9        | -    | 178        | 4555 | 31.20   |
| 2  | RP Kay       | 83      | 96      | 4        | -    | 126        | 2704 | 29.39   |
| 3  | KR Rogers    | 98      | 107     | 22       | -    | 139        | 2613 | 30.74   |
| 4  | MG McFadden  | 119     | 133     | 17       | 3    | 155        | 2607 | 22.47   |
| 5  | SA Toon      | 71      | 82      | 8        | 2    | 129        | 2261 | 30.55   |
| 6  | WR Hamburger | 57      | 67      | 13       | 4    | 138*       | 1958 | 36.26   |
| 7  | MB Irwin     | 74      | 76      | 8        | 3    | 127        | 1921 | 28.25   |
| 8  | GF Martin    | 70      | 87      | 11       | -    | 116        | 1640 | 21.58   |
| 9  | MT Blackman  | 48      | 52      | 10       | 3    | 141*       | 1518 | 36.14   |
| 10 | CM Skinner   | 72      | 75      | 5        | 1    | 113        | 1505 | 21.50   |
| 11 | BJ Carroll   | 104     | 95      | 27       | -    | 96         | 1466 | 21.56   |
| 12 | J Voll       | 108     | 103     | 19       | 1    | 146        | 1460 | 17.38   |
| 13 | LA Dawes     | 35      | 42      | 7        | 2    | 123        | 1378 | 39.37   |
| 14 | GD Jennings  | 33      | 41      | 6        | 4    | 228*       | 1362 | 38.91   |
| 15 | SE Rankine   | 51      | 60      | 9        | -    | 112        | 1271 | 24.92   |
| 16 | JD O'Connor  | 45      | 52      | 3        | 1    | 100        | 1194 | 24.37   |
| 17 | CF Kempnich  | 76      | 87      | 13       | -    | 89         | 1146 | 15.49   |
| 18 | NJ Millard   | 43      | 48      | 12       | 1    | 132*       | 1123 | 31.19   |
| 19 | PD Sherman   | 34      | 40      | 9        | -    | 113        | 1096 | 35.35   |
| 20 | JE Robinson  | 53      | 61      | 2        | 1    | 120        | 1015 | 17.20   |

## FIFTH GRADE BOWLING - 100 WICKETS

|   | Player      | Matches | Overs | Maidens | Runs | Wickets | Average |
|---|-------------|---------|-------|---------|------|---------|---------|
| 1 | BJ Carroll  | 104     | 1457  | 301     | 4467 | 220     | 20.3    |
| 2 | J Voll      | 108     | 1138  | 254     | 3028 | 200     | 15.14   |
| 3 | CF Kempnich | 76      | 1020  | 263     | 2741 | 185     | 14.82   |
| 4 | KR Rogers   | 98      | 1035  | 242     | 2723 | 185     | 14.72   |
| 5 | MB Irwin    | 74      | 1135  | 345     | 2560 | 161     | 15.9    |
| 6 | LR Warner   | 63      | 734   | 125     | 2502 | 114     | 21.95   |
| 7 | GF Martin   | 70      | 694   | 148     | 2031 | 113     | 17.97   |

## FIFTH GRADE FIELDING - 50 DISMISSALS

|    | Player      | Matches | Catches | Stumpings | Total |
|----|-------------|---------|---------|-----------|-------|
| 1  | RP Kay      | 83      | 82      | 20        | 102   |
| 2  | ML Shinnick | 56      | 83      | 5         | 88    |
| 3  | KR Rogers   | 98      | 84      |           | 84    |
| 4  | MG McFadden | 119     | 63      |           | 63    |
| 5  | PJ Hanrahan | 43      | 56      | 6         | 62    |
| 6  | IC Vallely  | 49      | 54      | 6         | 60    |
| 7  | BJ Irwin    | 115     | 57      |           | 57    |
| 8  | KG Tuite    | 101     | 54      |           | 54    |
| 9  | BJ Carroll  | 104     | 53      |           | 53    |
| 10 | PN Crouch   | 20      | 47      | 4         | 51    |
| 11 | CM Skinner  | 72      | 49      | 1         | 50    |

## SIXTH GRADE BATTING - 1000 RUNS

|   | Player        | Matches | Innings | Not Outs | 100s | Best Score | Runs | Average |
|---|---------------|---------|---------|----------|------|------------|------|---------|
| 1 | ML Shinnick   | 135     | 128     | 17       | 3    | 137        | 3129 | 28.19   |
| 2 | ML Dudgeon    | 73      | 83      | 5        | 2    | 168        | 2300 | 29.49   |
| 3 | MT Blackman   | 37      | 41      | 6        | 2    | 234*       | 1512 | 43.20   |
| 4 | MG McFadden   | 74      | 81      | 10       | 1    | 108        | 1403 | 19.76   |
| 5 | BA Pendergast | 66      | 65      | 7        | -    | 69         | 1193 | 20.57   |

## SIXTH GRADE BOWLING - 100 WICKETS

|   | Player      | Matches | Overs | Maidens | Runs | Wickets | Average |
|---|-------------|---------|-------|---------|------|---------|---------|
| 1 | CF Kempnich | 154     | 1707  | 514     | 3913 | 318     | 12.31   |
| 2 | BT Wilson   | 72      | 844   | 188     | 2369 | 183     | 12.95   |
| 3 | MB Irwin    | 53      | 698   | 187     | 1732 | 114     | 15.19   |
| 4 | BJ Stinson  | 42      | 547   | 162     | 1407 | 106     | 13.27   |

## SIXTH GRADE FIELDING - 50 DISMISSALS

|   | Player       | Matches | Catches | Stumpings | Total |
|---|--------------|---------|---------|-----------|-------|
| 1 | ML Shinnick  | 136     | 114     | 29        | 143   |
| 2 | JK Bove      | 60      | 68      | 2         | 70    |
| 3 | CF Kempnich  | 154     | 61      |           | 61    |
| 4 | AJ Watkinson | 44      | 46      | 7         | 53    |

## SUB DISTRICTS / WAREHOUSE BATTING - 1000 RUNS

|    | Player        | Matches | Innings | Not Outs | 100s | Best Score | Runs | Average |
|----|---------------|---------|---------|----------|------|------------|------|---------|
| 1  | PF Lynch      | 243     | 285     | 28       | -    | 92         | 4961 | 19.30   |
| 2  | IB Dewar      | 97      | 122     | 20       | 2    | 128*       | 3654 | 35.82   |
| 3  | WR Hamburger  | 92      | 113     | 18       | 3    | 151        | 2955 | 31.11   |
| 4  | LA Dawes      | 132     | 168     | 24       | 1    | 101*       | 2931 | 20.35   |
| 5  | MB Irwin      | 249     | 232     | 46       | -    | 72*        | 2702 | 14.53   |
| 6  | SD Farley     | 110     | 127     | 16       | 1    | 128        | 2453 | 22.10   |
| 7  | PD Kent       | 119     | 160     | 23       | -    | 126*       | 2324 | 16.96   |
| 8  | CJ Sheehan    | 85      | 119     | 18       | 1    | 145        | 2223 | 22.01   |
| 9  | AA Coolwell   | 71      | 94      | 9        | 3    | 111*       | 2155 | 25.35   |
| 10 | AR Horgan     | 56      | 63      | 8        | 3    | 110*       | 1838 | 33.42   |
| 11 | JK Bowe       | 52      | 69      | 7        | 1    | 182*       | 1829 | 29.50   |
| 12 | CS Baldwin    | 75      | 82      | 13       | -    | 99         | 1759 | 25.49   |
| 13 | DW Moorhouse  | 175     | 206     | 28       | -    | 77         | 1608 | 9.03    |
| 14 | KG Tuite      | 205     | 201     | 45       | -    | 50         | 1402 | 8.99    |
| 15 | GM Currie     | 90      | 116     | 13       | -    | 77*        | 1369 | 13.29   |
| 16 | R Musumeci    | 75      | 100     | 10       | -    | 81         | 1334 | 14.82   |
| 17 | RH Jones      | 167     | 172     | 20       | -    | 55         | 1314 | 8.64    |
| 18 | PM Horgan     | 40      | 40      | 10       | 2    | 120*       | 1311 | 43.70   |
| 19 | DJ Mackie     | 161     | 141     | 29       | -    | 62*        | 1212 | 10.82   |
| 20 | J Voll        | 102     | 106     | 16       | -    | 67*        | 1183 | 13.14   |
| 21 | JE Boyd       | 81      | 94      | 11       | -    | 63*        | 1175 | 14.16   |
| 22 | BW Rainbow    | 59      | 80      | 5        | -    | 77         | 1144 | 15.25   |
| 23 | SJ French     | 103     | 112     | 24       | -    | 54*        | 1101 | 12.51   |
| 24 | ML Harvey     | 48      | 60      | 3        | -    | 150*       | 1020 | 17.89   |
| 25 | ZT Pendergast | 55      | 62      | 5        | -    | 77         | 1005 | 17.63   |

## SUB DISTRICTS / WAREHOUSE BOWLING - 100 WICKETS

|    | Player       | Matches | Overs | Maidens | Runs | Wickets | Average |
|----|--------------|---------|-------|---------|------|---------|---------|
| 1  | DJ Mackie    | 161     | 2107  | 515     | 5390 | 505     | 10.67   |
| 2  | KIR McKay    | 273     | 1569  | 150     | 7422 | 349     | 21.27   |
| 3  | JP Alexander | 100     | 1113  | 224     | 3460 | 285     | 12.14   |
| 4  | SD Farley    | 110     | 1341  | 355     | 3777 | 280     | 13.49   |
| 5  | KG Tuite     | 205     | 1072  | 250     | 3250 | 240     | 13.54   |
| 6  | IB Dewar     | 97      | 1203  | 342     | 2793 | 238     | 11.74   |
| 7  | MB Irwin     | 249     | 863   | 164     | 2709 | 185     | 14.64   |
| 8  | J Voll       | 102     | 769   | 175     | 2234 | 171     | 13.06   |
| 9  | RH Jones     | 167     | 656   | 122     | 2096 | 139     | 15.08   |
| 10 | AR Horgan    | 56      | 511   | 127     | 1333 | 120     | 11.11   |
| 11 | GJ Carlson   | 40      | 320   | 110     | 685  | 103     | 6.65    |
|    | DK Hickey    | 29      | 423   | 170     | 792  | 103     | 7.69    |
| 13 | PD Stout     | 42      | 410   | 75      | 1267 | 100     | 12.67   |

## SUB DISTRICTS / WAREHOUSE FIELDING - 50 DISMISSALS

|    | Player       | Matches | Catches | Stumpings | Total |
|----|--------------|---------|---------|-----------|-------|
| 1  | PD Kent      | 119     | 106     | 36        | 142   |
| 2  | PF Lynch     | 243     | 113     |           | 117   |
| 3  | KG Tuite     | 206     | 116     |           | 116   |
| 4  | KT Tuite     | 107     | 96      | 18        | 114   |
| 5  | MB Irwin     | 249     | 110     |           | 112   |
| 6  | WR Hamburger | 92      | 91      | 6         | 97    |
| 7  | BW Rainbow   | 60      | 56      | 19        | 75    |
| 8  | DW Moorhouse | 175     | 70      |           | 70    |
| 9  | RB Graham    | 44      | 53      | 11        | 64    |
| 10 | KIR McKay    | 273     | 62      |           | 62    |
| 11 | DJ Mackie    | 145     | 61      |           | 61    |
|    | CJ Sheehan   | 85      | 60      | 1         | 61    |
| 13 | LA Dawes     | 132     | 58      |           | 58    |
| 14 | IB Dewar     | 97      | 57      |           | 57    |
| 15 | JP Alexander | 100     | 56      |           | 56    |
| 16 | SD Farley    | 110     | 51      |           | 51    |
| 17 | JE Boyd      | 81      | 49      | 1         | 50    |

## OVER 40's GRADE BATTING - 300 RUNS

|    | Player       | Matches | Innings | Not Outs | 100s | Best Score | Runs | Average |
|----|--------------|---------|---------|----------|------|------------|------|---------|
| 1  | JM Stoddart  | 57      | 56      | 7        |      | 96         | 1215 | 24.80   |
| 2  | PD Sherman   | 42      | 42      | 4        |      | 74         | 945  | 24.87   |
| 3  | LA Dawes     | 20      | 20      | 1        |      | 74         | 537  | 28.26   |
| 4  | WG Chapman   | 31      | 30      | 6        |      | 68         | 496  | 20.67   |
| 5  | BC Marrinan  | 19      | 18      | 2        |      | 93         | 423  | 26.44   |
| 6  | AA Coolwell  | 17      | 15      | 4        |      | 47         | 366  | 33.27   |
| 7  | ST Janes     | 41      | 34      | 11       |      | 73*        | 374  | 16.26   |
| 8  | SD Farley    | 26      | 22      | 3        |      | 60         | 345  | 18.16   |
| 9  | GC Brown     | 8       | 8       | 0        |      | 95         | 340  | 42.50   |
| 10 | RJM Crawford | 27      | 23      | 2        |      | 37         | 305  | 14.52   |

## OVER 40's GRADE BOWLING - 20 WICKETS

|   | Player       | Matches | Overs | Maidens | Runs | Wickets | Average |
|---|--------------|---------|-------|---------|------|---------|---------|
| 1 | ST Janes     | 41      | 183   | 23      | 840  | 46      | 18.26   |
| 2 | RJM Crawford | 27      | 117   | 5       | 664  | 34      | 19.53   |
|   | MF Frame     | 33      | 175   | 13      | 838  | 34      | 24.65   |
| 4 | SD Farley    | 26      | 139   | 21      | 501  | 30      | 16.70   |
| 5 | SJ Gode      | 20      | 107   | 1       | 526  | 26      | 17.76   |
| 6 | PD Sherman   | 42      | 104   | 3       | 484  | 25      | 19.36   |
| 7 | RV Towner    | 22      | 130   | 23      | 538  | 20      | 26.90   |
|   | AA Coolwell  | 17      | 103   | 9       | 432  | 20      | 21.60   |

## OVER 40's GRADE FIELDING - 10 DISMISSALS

|   | Player      | Matches | Catches | Stumpings | Total |
|---|-------------|---------|---------|-----------|-------|
| 1 | P Spence    | 52      | 28      | 4         | 32    |
| 2 | JM Stoddart | 57      | 16      |           | 16    |
| 3 | RA Cowles   | 30      | 9       | 5         | 14    |
| 4 | PD Sherman  | 42      | 13      |           | 13    |
| 5 | ST Janes    | 41      | 12      |           | 12    |
| 6 | AA Coolwell | 17      | 11      |           | 11    |
|   | WG Chapman  | 31      | 10      | 1         | 11    |

## UNDER 19 GRADE BATTING - 500 RUNS

|   | Player    | Era     | Matches | Innings | Not Outs | 100s | Best Score | Runs | Average | Cat/St |
|---|-----------|---------|---------|---------|----------|------|------------|------|---------|--------|
| 1 | SG Law    | 1984-88 | 15      | 17      | 5        | 4    | 202        | 1129 | 94.08   | 10     |
| 2 | GI Foley  | 1983-87 | 21      | 23      | 5        | 2    | 156        | 909  | 50.50   | 7      |
| 3 | ML Hayden | 1988-91 | 14      | 14      | 2        | 4    | 130        | 736  | 61.33   | 14     |
| 4 | DW Reeves | 1990-93 | 11      | 11      | 2        | 1    | 119        | 631  | 70.11   | 4      |
| 5 | MJ Nicol  | 2004-08 | 10      | 10      | 2        | 3    | 115*       | 614  | 76.75   | 4      |
| 6 | GC Brown  | 1982-85 | 18      | 18      | 0        | 1    | 153        | 580  | 32.22   | 12/1   |

## UNDER 19 GRADE BOWLING - 25 WICKETS

|   | Player        | Era     | Matches | Overs | Maidens | Runs | Wickets | Average | Cat/St |
|---|---------------|---------|---------|-------|---------|------|---------|---------|--------|
| 1 | JE Bourke     | 1969-73 | 26      | 299   | 58      | 872  | 101     | 8.63    | 9      |
| 2 | J Waldron     | 1983-87 | 17      | 278   | 70      | 774  | 36      | 21.50   | 4      |
| 3 | ID Williamson | 1984-88 | 15      | 269   | 59      | 856  | 33      | 25.94   | 8      |
| 4 | DW Cottee     | 1981-85 | 23      | 186   | 45      | 524  | 29      | 18.07   | 9      |
| 5 | GI Foley      | 1983-87 | 21      | 185   | 40      | 567  | 25      | 22.68   | 7      |
| 6 | J Badenhorst  | 2006-09 | 12      | 84    | 13      | 329  | 25      | 13.16   | 6      |

## UNDER 18 GRADE BATTING - 750 RUNS

|    | Player       | Era     | Matches | Innings | Not Outs | 100s | Best Score | Runs | Average |
|----|--------------|---------|---------|---------|----------|------|------------|------|---------|
| 1  | WG Chapman   | 1963-65 | 32      | 46      | 3        | 2    | 136        | 1078 | 25.07   |
| 2  | DE Barber    | 1953-57 | 43      | 60      | 12       |      | 91*        | 1063 | 22.15   |
| 3  | MKW Holmberg | 1978-83 | 41      | 52      | 3        |      | 82         | 1001 | 20.43   |
| 4  | RD Heilbronn | 1982-84 | 18      | 21      | 3        | 3    | 169        | 991  | 55.06   |
| 5  | GJ Power     | 1970-74 | 33      | 42      | 4        | 2    | 157        | 963  | 25.34   |
| 6  | PA Davis     | 1986-89 | 28      | 34      | 5        |      | 94         | 962  | 33.17   |
| 7  | DW Cottee    | 1981-84 | 32      | 36      | 4        | 1    | 129        | 959  | 29.97   |
| 8  | P Gibson     | 1966-69 | 33      | 45      | 3        | 1    | 102        | 959  | 22.83   |
| 9  | NJ King      | 1957-60 | 32      | 34      | 10       |      | 91         | 893  | 37.21   |
| 10 | DJ Greaves   | 1948-51 | 27      | 34      | 4        | 1    | 115*       | 830  | 27.67   |
| 11 | BS Warlow    | 1954-58 | 34      | 47      | 6        |      | 74         | 824  | 20.1    |
| 12 | A Hooper     | 1980-83 | 23      | 31      | 3        | 1    | 108        | 797  | 28.46   |
| 13 | PC Chatman   | 1969-74 | 28      | 34      | 2        | 1    | 105*       | 787  | 24.59   |
|    | RP Easton    | 1950-53 | 20      | 30      | 2        | 1    | 114        | 787  | 28.11   |
| 15 | T Long       | 1956-60 | 39      | 54      | 11       |      | 69*        | 764  | 17.77   |

## UNDER 18 GRADE BOWLING - 75 WICKETS

|   | Player     | Era     | Matches | Overs | Maidens | Runs | Wickets | Average |
|---|------------|---------|---------|-------|---------|------|---------|---------|
| 1 | ST Janes   | 1974-78 | 34      | 555   | 115     | 1663 | 156     | 10.66   |
| 2 | BS Warlow  | 1954-58 | 34      | 309   | 45      | 1168 | 115     | 10.16   |
| 3 | A Schmidt  | 1961-63 | 25      | 321   | 66      | 867  | 96      | 9.03    |
| 4 | DW Langdon | 1962-65 | 38      | 372   | 61      | 1326 | 95      | 13.96   |
| 5 | DE Barber  | 1953-57 | 43      | 254   | 27      | 1095 | 91      | 12.03   |
| 6 | NJ Barber  | 1953-56 | 28      | 257   | 23      | 868  | 90      | 9.64    |
| 7 | J Herbert  | 1972-76 | 30      | 427   | 97      | 1260 | 90      | 14.00   |

## UNDER 18 GRADE FIELDING - 30 DISMISSALS

|    | Player      | Era     | Matches | Catches | Stumpings | Total |
|----|-------------|---------|---------|---------|-----------|-------|
| 1  | RC Dempster | 1955-58 | 34      | 18      | 30        | 48    |
| 2  | S Forsyth   | 1981-84 | 32      | 41      | 4         | 45    |
| 3  | BC Marrinan | 1973-76 | 18      | 30      | 10        | 40    |
|    | SA Lakeland | 1997-99 | 14      | 38      | 2         | 40    |
| 5  | WG Chapman  | 1963-65 | 32      | 29      | 3         | 32    |
|    | R Mantell   | 1964-67 | 23      | 22      | 10        | 32    |
|    | GN Power    | 1970-74 | 21      | 29      | 3         | 32    |
|    | C Atkinson  | 1984-86 | 15      | 27      | 5         | 32    |
| 9  | DE Barber   | 1953-57 | 43      | 30      | 1         | 31    |
|    | D Toye      | 1976-78 | 16      | 30      | 1         | 31    |
| 11 | LMD Hill    | 1998-99 | 12      | 29      | 1         | 30    |



Under 16 Lord's Taverners



## UNDER 16/17/18 LORD'S TAVERNERS GRADE BATTING - 500 RUNS

|   | Player        | Matches | Innings | Not Outs | 100s | Best Score | Runs | Average |
|---|---------------|---------|---------|----------|------|------------|------|---------|
| 1 | TG Irvine     | 18      | 21      | 4        | 7    | 210        | 1529 | 89.94   |
| 2 | GT Chapman    | 20      | 24      | 4        | -    | 128        | 1015 | 50.75   |
| 3 | CE Fitzgerald | 23      | 20      | 2        | 1    | 113        | 788  | 43.78   |
| 4 | ON Lynch      | 15      | 14      | 3        | 2    | 126*       | 639  | 58.09   |
| 5 | SA Somerville | 17      | 21      | 3        | 1    | 172        | 604  | 33.56   |
| 6 | JS Neill      | 14      | 13      | 2        | 2    | 105        | 514  | 46.73   |
| 7 | SW Purvis     | 16      | 18      | 2        | -    | 71         | 502  | 31.38   |

## UNDER 16/17/18 LORD'S TAVERNERS GRADE BOWLING - 30 WICKETS

|   | Player      | Matches | Overs | Maidens | Runs | Wickets | Average |
|---|-------------|---------|-------|---------|------|---------|---------|
| 1 | CD Raimondi | 17      | 287   | 72      | 750  | 49      | 15.31   |
| 2 | DM Whyte    | 14      | 141   | 42      | 345  | 40      | 8.62    |
| 3 | AH Barlow   | 15      | 265   | 66      | 688  | 40      | 17.20   |
| 4 | JG Dellit   | 18      | 184   | 42      | 492  | 34      | 14.47   |
| 5 | ST Wade     | 19      | 320   | 60      | 1014 | 32      | 31.69   |

## UNDER 16/17/18 GRADE FIELDING - 20 DISMISSALS

|   | Player       | Matches | Catches | Stumpings | Total |
|---|--------------|---------|---------|-----------|-------|
| 1 | JD Street    | 17      | 29      | 2         | 31    |
| 2 | DP McLachlan | 16      | 25      | 5         | 30    |
| 3 | LMD Hill     | 18      | 19      | 4         | 23    |
|   | DB Viney     | 14      | 23      |           | 23    |
| 5 | ML Shinnick  | 16      | 9       | 12        | 21    |
|   | TJ Douglass  | 11      | 15      | 6         | 21    |

## SCHOOLBOY (UNDER 15) GRADE BATTING

|   | Player     | Era     | Matches | Innings | Not Outs | Best Score | Runs | Average | Cat/St |
|---|------------|---------|---------|---------|----------|------------|------|---------|--------|
| 1 | G McEwan   | 1971-74 | 24      | 25      | 4        | 122        | 980  | 46.67   | 12     |
| 2 | GN Power   | 1970-73 | 26      | 23      | 2        | 129        | 847  | 40.33   | 7      |
| 3 | LT Bell    | 1964-68 | 16      | 23      | 5        | 113*       | 846  | 47.00   | 6      |
| 4 | GR Kruger  | 1966-70 | 30      | 35      | 9        | 104        | 647  | 24.88   | 5      |
| 5 | N Anderson | 1957-59 | 21      | 30      | 2        | 78         | 588  | 21.00   | 7      |

## SCHOOLBOY (UNDER 15) GRADE BOWLING

|   | Player    | Era     | Matches | Overs | Maidens | Runs | Wickets | Average | Cat/St |
|---|-----------|---------|---------|-------|---------|------|---------|---------|--------|
| 1 | GR Kruger | 1966-70 | 30      | 219   | 25      | 786  | 70      | 11.23   | 5      |
| 2 | R Barber  | 1957-59 | 14      | 138   | 10      | 456  | 56      | 8.14    | 5      |

## WOMEN'S BATTING

|   | Player       | Era     | Matches | Innings | Not Outs | Best Score | Runs | Average | Cat/St |
|---|--------------|---------|---------|---------|----------|------------|------|---------|--------|
| 1 | VL Pickering | 1993-03 | 90      | 94      | 23       | 114*       | 2676 | 37.69   | 21/2   |
| 2 | MM Brandon   | 1993-03 | 86      | 89      | 11       | 156        | 2190 | 28.08   | 59/33  |
| 3 | TE Brown     | 1998-03 | 46      | 51      | 6        | 143*       | 1969 | 43.76   | 16     |
| 4 | KL Rich      | 1993-02 | 46      | 39      | 6        | 104*       | 1371 | 41.55   | 17     |
| 5 | M Stephenson | 1984-89 | 50      | 51      | 8        | 108        | 1213 | 28.20   | 16     |
| 6 | J O'Brien    | 1983-89 | 50      | 55      | 15       | 98*        | 1113 | 27.83   | 13     |
| 7 | SL Bow       | 1993-00 | 44      | 49      | 8        | 84         | 1099 | 26.80   | 22     |
| 8 | CG Cross     | 1998-03 | 45      | 46      | 5        | 126*       | 1030 | 25.12   | 12/2   |

## WOMEN'S BOWLING

|   | Player       | Era     | Matches | Overs | Maidens | Runs | Wickets | Average | Cat/St |
|---|--------------|---------|---------|-------|---------|------|---------|---------|--------|
| 1 | D Huckstadt  | 1981-89 | 72      | 1133  | 433     | 1845 | 180     | 10.25   | 23     |
| 2 | SL Bow       | 1993-00 | 44      | 642   | 145     | 1268 | 131     | 9.68    | 22     |
| 3 | SE Woolway   | 1993-02 | 80      | 751   | 172     | 1910 | 108     | 17.69   | 27     |
| 5 | VL Pickering | 1993-03 | 90      | 479   | 104     | 1325 | 98      | 13.52   | 21/2   |
| 4 | TE Brown     | 1998-03 | 46      | 467   | 89      | 1351 | 104     | 12.99   | 16     |
| 6 | L Weller     | 1994-03 | 76      | 522   | 89      | 1706 | 92      | 18.54   | 23     |

# BEST INDIVIDUAL PERFORMANCES

## HIGHEST SCORE

|                               |               |      |         |
|-------------------------------|---------------|------|---------|
| First Grade                   | CF Morgan     | 258* | 1904-05 |
| First Grade – One Day Games   | ML Hayden     | 167  | 2003-04 |
| First Grade – Twenty 20 Games | LA Carseldine | 86   | 2012-13 |
| Second Grade                  | JT Harten     | 204* | 1965-66 |
|                               | MP DuPayne    | 204  | 1991-92 |
| Third Grade                   | S Perkins     | 211  | 1982-83 |
| Fourth Grade                  | MH Mossop     | 199  | 1936-37 |
| Fifth Grade                   | DS Skirving   | 233* | 1979-80 |
| Sixth Grade:                  | MT Blackman   | 234* | 2015-16 |
| Sub Districts/Warehouse       | JK Bowe       | 182* | 2011-12 |
| Over 40's Grade               | CS Baldwin    | 98*  | 2008-09 |
| Under 19 Grade                | SG Law        | 202* | 1986-87 |
| Under 18 Grade                | RD Heilbronn  | 169  | 1983-84 |
| Under 16/17 L/T Grade         | TG Irvine     | 210  | 1993-94 |
| "Schoolboy" Grade             | GN Power      | 129  | 1972-73 |
| Women's Grades                | MM Brandon    | 156  | 2000-01 |

## HIGHEST AGGREGATE RUNS

|                             |             |       |         |
|-----------------------------|-------------|-------|---------|
| First Grade                 | NJ Kruger   | 903   | 2005-06 |
| First Grade - One Day Games | ML Hayden   | 409   | 1989-90 |
| Second Grade                | GC Brown    | 743   | 1989-90 |
| Third Grade                 | WG Chapman  | 905   | 1977-78 |
| Fourth Grade                | D Toye      | 746   | 1982-83 |
| Fifth Grade                 | BJ Irwin    | 610   | 1993-94 |
| Sixth Grade                 | ML Dudgeon  | 824   | 2011-12 |
| Sub Districts/Warehouse     | IB Dewar    | 759   | 2012-13 |
| Over 40's Grade             | JM Stoddart | 188   | 2007-08 |
| Under 19 Grade              | SG Law      | 444   | 1986-87 |
| Under 18 Grade              | GJ Power    | 656   | 1973-74 |
| Under 16/17 L/T Grade       | TG Irvine   | 1,054 | 1993-94 |
| "Schoolboy" Grade           | GN Power    | 536   | 1972-73 |
| Women's Grades              | TE Brown    | 656   | 1998-99 |

## BEST BATTING AVERAGE

|                             |              |        |         |
|-----------------------------|--------------|--------|---------|
| First Grade                 | R MacDonald  | 203.00 | 1898-99 |
| First Grade - One Day Games | GI Foley     | 102.67 | 1989-90 |
| Second Grade                | TM Khan      | 85.75  | 1988-89 |
| Third Grade                 | SA Martin    | 84.50  | 2003-04 |
| Fourth Grade                | M Gavril     | 80.50  | 1985-86 |
| Fifth Grade                 | NJ Millard   | 81.00  | 2003-04 |
| Sixth Grade                 | SA Edge      | 61.75  | 1994-95 |
| Sub Districts/Warehouse     | DJ Doak      | 57.67  | 1992-93 |
| Over 40's Grade             | JM Stoddart  | 71.00  | 2002-03 |
| Under 19 Grade              | SG Law       | 222.00 | 1986-87 |
| Under 18 Grade              | RD Heilbronn | 61.63  | 1983-84 |
| Under 16/17 L/T Grade       | TG Irvine    | 131.75 | 1993-94 |
| "Schoolboy" Grade           | GR Kruger    | 62.16  | 1969-70 |
| Women's Grades              | VL Pickering | 78.17  | 1994-95 |

## HIGHEST AGGREGATE WICKETS

|                             |              |     |         |
|-----------------------------|--------------|-----|---------|
| First Grade                 | JW McLaren   | 73  | 1910-11 |
| First Grade - One Day Games | CJ Lanagan   | 19  | 1996-97 |
|                             | DR Turner    | 19  | 1997-98 |
| Second Grade                | A Hendy      | 62  | 1904-05 |
| Third Grade                 | LS Jones     | 65  | 1955-56 |
| Fourth Grade                | G Crispe     | 100 | 1964-65 |
| Fifth Grade                 | KR Rogers    | 51  | 1985-86 |
| Sixth Grade                 | BJ Stinson   | 49  | 2011-12 |
| Sub Districts/Warehouse     | JP Alexander | 62  | 2013-14 |
| Over 40's Grade             | SD Farley    | 9   | 2004-05 |
| Under 19 Grade              | JE Bourke    | 42  | 1971-72 |
| Under 18 Grade              | ST Janes     | 68  | 1976-77 |
| Under 16/17 L/T Grade       | CD Raimondi  | 36  | 2001-02 |
| "Schoolboy" Grade           | R Barber     | 38  | 1958-59 |
| Women's Grades              | D Huckstadt  | 51  | 1983-84 |

## BEST BOWLING AVERAGE

|                             |             |       |         |
|-----------------------------|-------------|-------|---------|
| First Grade                 | JW McLaren  | 4.50  | 1912-13 |
| First Grade - One Day Games | DR Turner   | 7.94  | 1997-98 |
| Second Grade                | VM Mylne    | 6.67  | 1932-33 |
| Third Grade                 | SJ Ferguson | 6.04  | 1946-47 |
| Fourth Grade                | DG Kirkman  | 5.48  | 1959-60 |
| Fifth Grade                 | BJ Boyd     | 6.51  | 1999-00 |
| Sixth Grade                 | DK Hickey   | 7.00  | 1993-94 |
| Sub Districts/Warehouse     | PR Fryer    | 5.71  | 1977-78 |
| Over 40's Grade             | RG Perrett  | 10.14 | 2001-02 |
| Under 19 Grade              | JE Bourke   | 5.78  | 1971-72 |
| Under 18 Grade              | GK McKenzie | 7.18  | 1956-57 |
| Under 16/17 L/T Grade       | MKS Smith   | 10.05 | 1995-96 |
| "Schoolboy" Grade           | A Green     | 5.23  | 1961-62 |
| Women's Grades              | D Huckstadt | 3.33  | 1985-86 |

## MOST CATCHES

|                             |              |    |         |
|-----------------------------|--------------|----|---------|
| First Grade                 | BM Shinnick  | 39 | 1996-97 |
| First Grade - One Day Games | PJ Drinnen   | 13 | 1989-90 |
| Second Grade                | PJ Irving    | 31 | 1989-90 |
|                             | DP McLachlan | 31 | 2016/17 |
| Third Grade                 | MJ Collins   | 30 | 1974-75 |
| Fourth Grade                | LK Trotter   | 33 | 1964-65 |
| Fifth Grade                 | PN Crouch    | 35 | 1994-95 |
| Sixth Grade                 | RB Graham    | 20 | 2008-09 |
| Sub Districts/Warehouse     | WR Hamburger | 31 | 1997-98 |
| Over 40's Grade             | P Spence     | 6  | 2001-02 |
| Under 19 Grade              | BM Shinnick  | 11 | 1991-92 |
| Under 18 Grade              | SA Lakeland  | 34 | 1997-98 |
| Under 16/17 L/T Grade       | JD Street    | 27 | 1998-99 |
| "Schoolboy" Grade           | P Dunlop     | 10 | 1973-74 |
| Women's Grades              | T Kavanagh   | 13 | 1985-86 |

## MOST STUMPINGS

|                             |              |    |                       |
|-----------------------------|--------------|----|-----------------------|
| First Grade                 | RD Pyke      | 13 | 1904-05               |
| First Grade - One Day Games | PW Anderson  | 4  | 1984-85               |
|                             | PJ Drinnen   | 4  | 1991-92               |
| Second Grade                | W Duncan     | 14 | 1931-32               |
| Third Grade                 | PW Nilon     | 14 | 1954-55               |
| Fourth Grade                | RA Potter    | 9  | 1934-35               |
|                             | RA Cowles    | 9  | 1983-84               |
|                             | E Lamke      | 9  | 1985-86               |
| Fifth Grade                 | M Denholm    | 16 | 1982-83               |
| Sixth Grade                 | PC Owen      | 7  | 1992-93               |
| Sub Districts/Warehouse     | PD Kent      | 9  | 1999-00, 02-03, 04-05 |
| Over 40's Grade             | RA Cowles    | 2  | 2002-03               |
|                             | P Spence     | 2  | 2005-06               |
| Under 19 Grade              | MJ Collins   | 2  | 1973-74               |
|                             | MD Norris    | 2  | 1988-89               |
|                             | GW Mitchell  | 2  | 1990-91               |
|                             | AJ Watkinson | 2  | 1996-97               |
| Under 18 Grade              | RC Dempster  | 14 | 1955-56               |
| Under 16/17 L/T Grade       | ML Shinnick  | 7  | 1992-93               |
| "Schoolboy" Grade           | K Marr       | 15 | 1958-59               |
| Women's Grades              | JA Bradley   | 8  | 2016-17               |

## HIGHEST TEAM SCORES

|                               |       |         |
|-------------------------------|-------|---------|
| First Grade                   | 9/490 | 1994-95 |
| First Grade – One Day Games   | 5/367 | 2002-03 |
| First Grade – Twenty 20 Games | 5/184 | 2013-14 |
| Second Grade                  | 460   | 1990-91 |
| Third Grade                   | 443   | 1986-87 |
| Fourth Grade                  | 551   | 2006-07 |
| Fifth Grade                   | 9/574 | 1991-92 |
| Sixth Grade                   | 6/508 | 1992-93 |
| Sub Districts/Warehouse       | 8/442 | 2002-03 |
| Over 40's Grade               | 3/266 | 2013-14 |
| Under 19 Grade                | 6/542 | 1984-85 |
| Under 18 Grade                | 427   | 1989-90 |
| Under 16/17 L/T Grade         | 4/526 | 1993-94 |
| "Schoolboy" Grade             | 249   | 1972-73 |
| Women's Grades                | 9/404 | 1994-95 |

## HIGHEST PARTNERSHIPS

(Partnerships of over 50 only in Premiership & Championship Matches unless noted otherwise\*)

### FIRST GRADE

|             |                           |      |         |
|-------------|---------------------------|------|---------|
| 1st Wicket  | RM Levy & LPD O'Connor    | 282* | 1931-32 |
| 2nd Wicket  | ML Hayden & AJ Brown      | 272  | 1991-92 |
| 3rd Wicket  | ML Hayden & AB Henschell  | 249  | 1992-93 |
| 4th Wicket  | ML Hayden & LA Carseldine | 314  | 1994-95 |
| 5th Wicket  | AB Mossop & LPD O'Connor  | 284  | 1930-31 |
| 6th Wicket  | JT Harten & DE Wise       | 174  | 1947-48 |
| 7th Wicket  | CF Morgan & RW Eve        | 278* | 1904-05 |
| 8th Wicket  | RF Whiting & NT McMahon   | 109  | 1948-49 |
| 9th Wicket  | LA Carseldine & MJ Petrie | 134  | 2011-12 |
| 10th Wicket | JD Wildermuth & MJ Petrie | 97   | 2012-13 |

### FIRST GRADE ONE DAY COMPETITION MATCHES\*

|             |                             |      |         |
|-------------|-----------------------------|------|---------|
| 1st Wicket  | TG Irvine & NJ Kruger       | 181  | 2006-07 |
| 2nd Wicket  | ML Hayden & LA Carseldine   | 198  | 2003-04 |
| 3rd Wicket  | KC Wessells & AB Henschell  | 200  | 1983-84 |
| 4th Wicket  | SG Law & MC Ephraims        | 154  | 1987-88 |
| 5th Wicket  | AN Brown & PW Anderson      | 131* | 1985-86 |
| 6th Wicket  | BD Schuhmacher & LJ Drennan | 99   | 2011-12 |
| 7th Wicket  | TG Irvine & LA Carseldine   | 167  | 2001-02 |
| 8th Wicket  | AK Dudgeon & MC Bragg       | 103  | 2004-05 |
| 9th Wicket  | JM Walker & PT McPhee       | 61   | 1987-88 |
| 10th Wicket | DR Turner & JH Dawes        | 54   | 2002-03 |

### FIRST GRADE TWENTY 20 COMPETITION MATCHES\*

|             |                               |     |         |
|-------------|-------------------------------|-----|---------|
| 1st Wicket  | AJ Gode & JT Spargo           | 101 | 2011-12 |
| 2nd Wicket  | NJ Kruger & GC Brown          | 85  | 2007-08 |
| 3rd Wicket  | AJ Gode & JD Wildermuth       | 73  | 2013-14 |
| 4th Wicket  | LA Carseldine & JD Wildermuth | 93  | 2013-14 |
| 5th Wicket  | AJ Gode & AA Lockhart-Krause  | 70  | 2014-15 |
| 6th Wicket  | AA Lockhart-Krause & SS Kabel | 46* | 2013-14 |
| 7th Wicket  | LD Pfeffer & MR Spargo        | 36* | 2013-14 |
| 8th Wicket  | JG Dellit & AJ Gode           | 36* | 2007-08 |
| 9th Wicket  | LW Feldman & J Badenhorst     | 24  | 2009-10 |
| 10th Wicket | LJ Bartholomew & LW Feldman   | 35* | 2009-10 |

### SECOND GRADE

|             |                         |     |         |
|-------------|-------------------------|-----|---------|
| 1st Wicket  | AJ Brown & PJ Irving    | 198 | 1991-92 |
| 2nd Wicket  | AK Dudgeon & JD Timmins | 213 | 1994-95 |
| 3rd Wicket  | LN Hegvold & KL Biggs   | 212 | 1964-65 |
| 4th Wicket  | RP Easton & D Magee     | 325 | 1969-70 |
| 5th Wicket  | JG Dellit & AR Forbes   | 177 | 2002-03 |
| 6th Wicket  | S Hancock & MPW Jeh     | 176 | 1988-89 |
| 7th Wicket  | WJ Grienke & DR Waddell | 152 | 1961-62 |
| 8th Wicket  | JT Harten & WG Chapman  | 148 | 1965-66 |
| 9th Wicket  | MP DuPayne & PL Symonds | 216 | 1991-92 |
| 10th Wicket | AJ Gode & CA Proudlove  | 197 | 2007-08 |

### THIRD GRADE

|             |                          |      |         |
|-------------|--------------------------|------|---------|
| 1st Wicket  | GT Chapman & C Simpson   | 246  | 1994-95 |
| 2nd Wicket  | AJ Brown & RF Shaw       | 216  | 2004-05 |
| 3rd Wicket  | WG Chapman & N McAuliffe | 266  | 1977-78 |
| 4th Wicket  | OS Gilchrist & GO Jones  | 247  | 2001-02 |
| 5th Wicket  | PD Sherman & GW Mitchell | 200  | 1991-92 |
| 6th Wicket  | DM Khan & JD Street      | 174* | 2000-01 |
| 7th Wicket  | S Aitken & M Gordon      | 152  | 1986-87 |
| 8th Wicket  | CR Leggat & T Drummond   | 145  | 1973-74 |
| 9th Wicket  | BM Shinnick & PE Lewis   | 93   | 1991-92 |
| 10th Wicket | R Hough & RV Salmon      | 97   | 1936-37 |

### FOURTH GRADE

|             |                           |      |         |
|-------------|---------------------------|------|---------|
| 1st Wicket  | D Sinnamon & R Logan      | 256  | 1963-64 |
| 2nd Wicket  | MJ Nicol & SD Grummitt    | 202  | 2005-06 |
| 3rd Wicket  | WJ Bramley & RL McKenna   | 209  | 1995-96 |
| 4th Wicket  | BN Quinn & PG Halpin      | 168  | 1978-79 |
| 5th Wicket  | MA Wise & J Meldrum       | 177  | 1972-73 |
| 6th Wicket  | AR Anderson & J Stevenson | 169  | 1974-75 |
| 7th Wicket  | JM Stoddart & IB Dewar    | 121  | 1995-96 |
| 8th Wicket  | MT Jones & AC Lynch       | 113  | 2014-15 |
| 9th Wicket  | DG Larke & HG Whyte       | 155* | 2016-17 |
| 10th Wicket | PD Sherman & PM Amos      | 96   | 1990-91 |

### FIFTH GRADE

|             |                           |      |         |
|-------------|---------------------------|------|---------|
| 1st Wicket  | TJ Tummon & JB Neill      | 222  | 1999-00 |
| 2nd Wicket  | SA Edge & LA Dawes        | 216  | 1992-93 |
| 3rd Wicket  | JS Neill & RJA Donker     | 217  | 2013-14 |
| 4th Wicket  | MJ Dearness & DS McMillan | 223  | 2010-11 |
| 5th Wicket  | NM Francis & JM Francis   | 226  | 2013-14 |
| 6th Wicket  | T Hicks & T Brown         | 213  | 1987-88 |
| 7th Wicket  | DJ Cross & D Lumb         | 133  | 1981-82 |
| 8th Wicket  | KR Rogers & J Voll        | 197  | 1991-92 |
| 9th Wicket  | M Stegman & I Smith       | 120  | 1980-81 |
| 10th Wicket | CI Weatherley & LR Warner | 118* | 1998-99 |

### SIXTH GRADE

|             |                           |      |         |
|-------------|---------------------------|------|---------|
| 1st Wicket  | WR Hawkins & TA Kimball   | 182  | 1996-97 |
| 2nd Wicket  | AJ Raven & R Oswald       | 230  | 1992-93 |
| 3rd Wicket  | MT Blackman & KE Bailey   | 353* | 2015-16 |
| 4th Wicket  | DG Larke & HG Whyte       | 153  | 2016-17 |
| 5th Wicket  | DC Souter & MJ Ogilvie    | 148  | 1992-93 |
| 6th Wicket  | GB Minns & D Russell      | 111  | 1992-93 |
| 7th Wicket  | MG McFadden & SDL Smith   | 155  | 2008-09 |
| 8th Wicket  | MT Richardson & SJ French | 63   | 1993-94 |
| 9th Wicket  | CJ Arnold & HJ Thompson   | 99   | 2012-13 |
| 10th Wicket | DJ Condon & MD Cook       | 106* | 1996-97 |

### SUB DISTRICTS / WAREHOUSE

|             |   |      |                    |
|-------------|---|------|--------------------|
| 1st Wicket  | PD Kent & GM Currie                               | 227* | 1991-92            |
| 2nd Wicket  | R Knights & GN Fitzpatrick                        | 192  | 1977-78            |
| 3rd Wicket  | PM Horgan & BA Pendergast                         | 231* | 2016-17            |
| 4th Wicket  | JK Bowe & RB Graham                               | 169  | 2008-09            |
| 5th Wicket  | JK Bowe & JE Boyd                                 | 219* | 2011-12            |
| 6th Wicket  | IB Dewar & SD Farley                              | 179  | 2002-03            |
| 7th Wicket  | AA Coolwell & DJE Sulzer<br>SD Fleming & SR Niven | 191  | 2011-12<br>2012-13 |
| 8th Wicket  | DW Moorhouse & JE Boyd                            | 130  | 2015-16            |
| 9th Wicket  | JW Durkin & JM Durkin                             | 96   | 2016-17            |
| 10th Wicket | JM Durkin & AD Brien                              | 82   | 2016-17            |

### OVER 40's GRADE

|             |                           |     |         |
|-------------|---------------------------|-----|---------|
| 1st Wicket  | JM Stoddart & WG Chapman  | 152 | 2007-08 |
| 2nd Wicket  | JM Stoddart & PD Sherman  | 102 | 2009-10 |
| 3rd Wicket  | JM Stoddart & SD Farley   | 148 | 2004-05 |
| 4th Wicket  | WR Hamburger & WG Chapman | 78* | 2009-10 |
| 5th Wicket  | WG Chapman & AA Coolwell  | 64  | 2004-05 |
| 6th Wicket  | ST Janes & LL Poustie     | 97  | 2006-07 |
| 7th Wicket  | RH Jones & PR Fryer       | 40* | 2001-02 |
| 8th Wicket  | P Spence & PE Lewis       | 44  | 2008-09 |
| 9th Wicket  | P Spence & S Brandon      | 38  | 2009-10 |
| 10th Wicket | SW Brandon & MF Frame     | 35  | 2010-11 |

### UNDER 19 GRADE

|             |                           |      |         |
|-------------|---------------------------|------|---------|
| 1st Wicket  | BA Morgan & LD Pfeffer    | 203* | 2008-09 |
| 2nd Wicket  | ML Hayden & B Kincade     | 135  | 1990-91 |
| 3rd Wicket  | SG Law & DG Walker        | 151  | 1985-86 |
| 4th Wicket  | SG Law & GC Brown         | 162  | 1984-85 |
| 5th Wicket  | M Denholm & DM Khan       | 103  | 1985-86 |
|             | MP Wade & T Anderson      | 103  | 1993-94 |
|             | TG Irvine & MT Richardson | 103  | 1995-96 |
| 6th Wicket  | TG Irvine & TC Scott      | 124  | 1995-96 |
| 7th Wicket  | JM Stoddart & A Kerr      | 77   | 1981-82 |
| 8th Wicket  | T Wolski & SD Moran       | 94   | 1993-94 |
| 9th Wicket  |                           |      |         |
| 10th Wicket | K Bedford & RJ Toovey     | 61   | 1971-72 |

### UNDER 18 GRADE

|             |                          |      |         |
|-------------|--------------------------|------|---------|
| 1st Wicket  | WG Chapman & GJ Saxby    | 184  | 1964-65 |
| 2nd Wicket  | BC Marrinan & GD Harvey  | 176  | 1974-75 |
| 3rd Wicket  | GW Mitchell & T Knox     | 241  | 1989-90 |
| 4th Wicket  | A Milosevic & T Knox     | 159  | 1989-90 |
| 5th Wicket  | M Griffen & P Gibson     | 164  | 1968-69 |
| 6th Wicket  | PA Davis & MP DuPayne    | 140  | 1987-88 |
| 7th Wicket  | DS Cuddihy & BM Shinnick | 104  | 1990-91 |
| 8th Wicket  | RD Heilbronn & J Waldron | 115  | 1982-83 |
|             | BA Clarke & T Rynders    | 115* | 2003-04 |
| 9th Wicket  | A Gibson & D Hobson      | 122  | 1966-67 |
| 10th Wicket | KLM Harvey & AR Townsley | 71   | 1999-00 |

### UNDER 16/17/18 LORD'S TAVERNERS GRADE

|             |                             |      |         |
|-------------|-----------------------------|------|---------|
| 1st Wicket  | GT Chapman & MA Baker       | 162  | 1993-94 |
| 2nd Wicket  | TG Irvine & SP Myers        | 221  | 1993-94 |
| 3rd Wicket  | TG Irvine & MLShinnick      | 170  | 1992-93 |
| 4th Wicket  | GT Chapman & M Hedditch     | 150  | 1993-94 |
| 5th Wicket  | JS Neill & HC McNeilly      | 153  | 2013-14 |
| 6th Wicket  | JD Wildermuth & TF Whip     | 266  | 2010-11 |
| 7th Wicket  | TJ Frisby & BA Clarke       | 203  | 2002-03 |
| 8th Wicket  | TJ Frisby & SJ Cotter       | 63   | 2002-03 |
| 9th Wicket  | LG Peterson & HP Wilmington | 103* | 2014-15 |
| 10th Wicket | DF Butt & AA Marriott       | 72   | 1997-98 |

### SCHOOLBOY (UNDER 15) GRADE

|             |                       |     |         |
|-------------|-----------------------|-----|---------|
| 1st Wicket  | T Drummond & GJ Power | 135 | 1970-71 |
| 2nd Wicket  | G McEwan & GD Harvey  | 117 | 1973-74 |
| 3rd Wicket  | G McEwan & T Osborne  | 116 | 1973-74 |
| 4th Wicket  | R Brown & A Schmidt   | 180 | 1958-59 |
| 5th Wicket  | J Barker & D McKie    | 112 | 1970-71 |
| 6th Wicket  | LT Bell & R Lavery    | 115 | 1966-67 |
| 7th Wicket  | GN Power & M Dall     | 84  | 1971-72 |
| 8th Wicket  |                       |     |         |
| 9th Wicket  |                       |     |         |
| 10th Wicket | LT Bell & M Porter    | 57  | 1966-67 |

### WOMEN'S GRADES

|             |                          |      |         |
|-------------|--------------------------|------|---------|
| 1st Wicket  | TE Brown & MM Brandon    | 286  | 1998-99 |
| 2nd Wicket  | J O'Brien & M Stephenson | 178  | 1985-86 |
| 3rd Wicket  | VL Pickering & KL Rich   | 187  | 1994-95 |
| 4th Wicket  | TE Brown & G Hall        | 149  | 1998-99 |
| 5th Wicket  | VL Pickering & G Hall    | 143* | 1996-97 |
| 6th Wicket  | VL Pickering & G Hall    | 185  | 1996-97 |
| 7th Wicket  | A Van Eyk & MA O'Connell | 58   | 1985-86 |
| 8th Wicket  | FH Tiel & T Campbell     | 50   | 1983-84 |
| 9th Wicket  |                          |      |         |
| 10th Wicket |                          |      |         |

## **NED COLWELL HONOUR BOARD**

Valley Team(s) Securing the Highest Placing each Season in QCA & QSDCA Premiership Competitions

| <b>Season</b> | <b>Grade</b>                  | <b>Position</b>                     | <b>Captain</b>                       |
|---------------|-------------------------------|-------------------------------------|--------------------------------------|
| 1934-35       | C                             | Premiers                            | FA Short                             |
| 1935-36       | Reserve                       | Second                              | WA Armstrong                         |
| 1936-37       | Reserve                       | Fourth                              | VR Hodge                             |
| 1937-38       | Reserve                       | Premiers                            | HM Yeates                            |
| 1938-39       | Reserve                       | Fourth                              | HM Yeates                            |
| 1939-40       | C                             | Fourth                              | AV Landry                            |
| 1940-41       | B                             | Third                               | EJ Clegg                             |
| 1941-42       | A                             | Sixth                               | KL Mossop                            |
| 1942-43       | A                             | Fifth                               | HJ Haskings                          |
| 1943-44       | B                             | Fourth                              | J Gannon                             |
| 1944-45       | A                             | Runner-up                           | HJ Haskings                          |
| 1945-46       | B                             | Seventh                             | JS Scott                             |
| 1946-47       | A                             | Fifth                               | KL Mossop                            |
| 1947-48       | Reserve                       | Runner-up                           | C Hoy                                |
| 1948-49       | Reserve<br>Intermediate       | Runner-up<br>Runner-up              | CR Richards<br>KJ Kranz              |
| 1949-50       | Reserve                       | Premiers                            | C Hoy                                |
| 1950-51       | B                             | Third                               | KR Weston                            |
| 1951-52       | Intermediate                  | Fourth                              | RR Shackleton                        |
| 1952-53       | Intermediate                  | Fourth                              | AL Duncan                            |
| 1953-54       | B                             | Premiers                            | CR Richards                          |
| 1954-55       | Intermediate                  | Third                               | TW Marr                              |
| 1955-56       | Intermediate                  | Premiers                            | NJ Barber                            |
| 1956-57       | Reserve                       | Premiers                            | NT McMahon                           |
| 1957-58       | B                             | Runner-up                           | LS Jones                             |
| 1958-59       | Schoolboy                     | Premiers                            | R Barber                             |
| 1959-60       | Reserve                       | Fourth                              | RF Whiting                           |
| 1960-61       | Reserve                       | Second                              | RF Whiting                           |
| 1961-62       | Reserve<br>Schoolboy          | Premiers<br>Premiers                | JM Troy<br>G Graham                  |
| 1962-63       | C                             | Third                               | RF Whiting                           |
| 1963-64       | C                             | Fifth                               | JW Tuckfield                         |
| 1964-65       | C                             | Second                              | R Heaps                              |
| 1965-66       | Reserve                       | Fourth                              | JT Harten                            |
| 1966-67       | Intermediate<br>Schoolboy     | Third<br>Third                      | J Gibson<br>RJ Kruger                |
| 1967-68       | B<br>Schoolboy                | Seventh<br>Seventh                  | BW Leggat<br>N Anderson              |
| 1968-69       | Reserve<br>Intermediate       | Sixth<br>Sixth                      | LK Trotter<br>P Gibson               |
| 1969-70       | Schoolboy                     | Third                               | RJ Kruger                            |
| 1970-71       | B<br>C                        | Third<br>Third                      | J Clark<br>RV Towner                 |
| 1971-72       | Under 19                      | Premiers                            | LT Bell                              |
| 1972-73       | Reserve<br>C<br>Schoolboy     | Runner-up<br>Runner-up<br>Runner-up | RP Easton<br>CR Leggat<br>GN Power   |
| 1973-74       | Reserve<br>Intermediate       | Premiers<br>Premiers (Undefeated)   | WG Chapman<br>NA Bolton              |
| 1974-75       | A                             | Premiers                            | KE Dudgeon                           |
| 1975-76       | B                             | Premiers                            | CR Leggat                            |
| 1976-77       | Reserve<br>C<br>Intermediate  | Fifth<br>Fifth<br>Fifth             | C Barnard<br>C Hoy<br>G Edwards      |
| 1977-78       | B                             | Minor Premiers                      | WG Chapman                           |
| 1978-79       | Second<br>Third<br>Fourth     | Premiers<br>Premiers<br>Premiers    | LT Bell<br>WG Chapman<br>IM Board    |
| 1979-80       | Fifth (2)                     | Premiers                            | GN Fitzpatrick                       |
| 1980-81       | Third                         | Premiers                            | WG Chapman                           |
| 1981-82       | Third<br>Under 18<br>Under 19 | Premiers<br>Premiers<br>Premiers    | WG Chapman<br>ST Barnard<br>BD Clark |
| 1982-83       | Fourth (1)                    | Premiers                            | D Toye                               |
| 1983-84       | Third (1)                     | Fourth                              | WG Chapman                           |
| 1984-85       | First                         | Premiers                            | TM Khan                              |
| 1985-86       | Under 19                      | Premiers                            | GI Foley                             |

| Season  | Grade   | Position  | Captain  |
|---------|---|---|--|
| 1986-87 | Third   | Runner-up   | JM Stoddart  |
| 1987-88 | Third   | Minor Premiers  | RA Cowles  |
| 1988-89 | Fifth<br>Under 19   | Premiers<br>Premiers  | KG Tuite<br>GN Robins  |
| 1989-90 | Second (2)<br>Fourth<br>Under 18                              | Third<br>Third<br>Third   | GN Robins<br>CF Kempnich<br>B Kincade  |
| 1990-91 | Fourth<br>Fifth   | Premiers (Undefeated)<br>Premiers (Undefeated)                        | CF Kempnich<br>KR Rogers   |
| 1991-92 | Fourth<br>Fifth<br>Under 18<br>Under 19                       | Premiers<br>Premiers (Undefeated)<br>Premiers<br>Premiers             | CF Kempnich<br>MB Irwin<br>DW Reeves, D Dearing, KG Kersnovske<br>DM Rauchle |
| 1992-93 | Sixth   | Premiers (Undefeated)   | MB Irwin   |
| 1993-94 | Fifth   | Premiers  | BJ Irwin   |
| 1994-95 | First   | Premiers  | SG Law & AB Henschell  |
| 1995-96 | Fifth   | Premiers  | DK Hickey  |
| 1996-97 | First   | Premiers  | MC Ephraims  |
| 1997-98 | C1 Sub District   | Premiers  | MB Irwin   |
| 1998-99 | Fourth (1)<br>Open Age  | Premiers<br>Premiers  | JM Stoddart<br>MP Jeh  |
| 1999-00 | Under 18  | Premiers  | BA Crooks  |
| 2000-01 | Fourth (1)  | Premiers  | JM Stoddart  |
| 2001-02 | Third<br>Fourths (1)<br>B2 Sub District                       | Premiers<br>Premiers<br>Premiers                                      | DM Khan<br>CF Kempnich<br>MB Irwin   |
| 2002-03 | Fourth (2)<br>B1 Sub District                                 | Runner-up<br>Runner-up  | MJ Tucker<br>MB Irwin  |
| 2003-04 | Second<br>Third<br>Fourth (1)<br>Fifth (1)<br>B1 Sub District | Premiers<br>Premiers<br>Premiers<br>Premiers<br>Premiers (Undefeated) | RAJ Anderson<br>DM Khan<br>CF Kempnich<br>MG McFadden<br>MB Irwin            |
| 2004-05 | Fourth (1)  | Premiers  | ML Dudgeon   |
| 2005-06 | Third<br>Fourth (1)   | Premiers<br>Premiers (Undefeated)                                     | GC Brown<br>MJ Tucker  |
| 2006-07 | Fourth (2)  | Premiers  | ML Dudgeon   |
| 2007-08 | Third (1)   | Premiers  | GC Brown   |
| 2008-09 | Sixth (1)   | Runner-up   | CS Baldwin   |
| 2009-10 | Fifth   | Premiers  | JD O'Connor  |
| 2010-11 | Fourth<br>Sixth (2)   | Runner-up<br>Runner-up  | MT Jones<br>CF Kempnich  |
| 2011-12 | Sixth (1)   | Runner-up   | BJ Stinson, ML Dudgeon & CS Baldwin  |
| 2012-13 | Sixth (1)<br>C1 Sub District<br>C3 Sub District               | Premiers<br>Premiers<br>Premiers                                      | RJ Thompson<br>DL Phillips<br>MB Irwin                                       |
| 2013-14 | First<br>Sixth(1)<br>C2 Sub District                          | Premiers<br>Premiers<br>Premiers                                      | AJ Gode<br>CF Kempnich<br>MB Irwin   |
| 2014-15 | Fourth<br>Fifth<br>Sixth (2)                                  | Premiers<br>Premiers<br>Premiers                                      | MT Jones<br>JR Whyte<br>JN Malone  |
| 2015-16 | Fourth<br>Sixth (2)   | Premiers<br>Premiers  | RJA Donker<br>JN Malone  |
| 2016-17 | Fifth<br>B3 Sub District                                      | Premiers<br>Premiers  | CM Skinner<br>MB Irwin   |

## **PJ FRAWLEY MEMORIAL SHIELD**

Highest Batting Partnership Recorded Each Season by Valley Players in Q.C.A. Fixture Matches from 1949-50 to 1960-61

| Season  | Players                   | Grade        | Wicket | Runs |
|---------|---------------------------|--------------|--------|------|
| 1949-50 | DJ Greaves & E Cairns     | Intermediate | Fifth  | 140  |
| 1950-51 | R Jones & RR Shackleton   | Intermediate | Third  | 124  |
| 1951-52 | RP Easton & A McGill      | Intermediate | Third  | 129  |
| 1952-53 | JT Harten & RD Haupt      | A            | Second | 135  |
| 1953-54 | GB Nilsson & JK Bell      | Intermediate | First  | 173  |
| 1954-55 | JT Harten & DF Simpson    | A            | Third  | 128  |
| 1955-56 | JG Collings & DR Grimwade | Reserve      | Sixth  | 126  |
| 1956-57 | JT Harten & CR Hossack    | A            | Fifth  | 135  |
| 1957-58 | RD Haupt & BG Gibbs       | Reserve      | Third  | 196  |
| 1958-59 | R Brown & A Schmidt       | Schoolboy    | Fourth | 180* |
| 1959-60 | NJ King & L Hauritz       | Intermediate | Second | 111  |
| 1960-61 | JT Harten & GM Egan       | A            | Third  | 188  |



## **CR THORNE MEMORIAL SHIELD**

Highest Batting Partnership Recorded Each Season by Valley Players in Q.C.A. Fixture Matches from 1961-62

| Season  | Players                    | Grade        | Wicket  | Runs |
|---------|----------------------------|--------------|---------|------|
| 1961-62 | WJ Grienke & DR Waddell    | Reserve      | Seventh | 153  |
| 1962-63 | WE Nolan & DG Kirkman      | B            | Fifth   | 127  |
| 1963-64 | D Sinnamon & R Logan       | C            | First   | 256  |
| 1964-65 | KL Biggs & LN Hegvold      | Reserve      | Third   | 212  |
| 1965-66 | D Crane & TM Gannon        | Reserve      | Third   | 174  |
| 1966-67 | JT Harten & ND Campbell    | Reserve      | Sixth   | 129  |
| 1967-68 | JL Harten & KM Gunn        | B            | Second  | 123  |
| 1968-69 | BR Leggat & SR Muspratt    | B            | Fourth  | 172  |
| 1969-70 | RP Easton & D Magee        | Reserve      | Fourth  | 325  |
| 1970-71 | WG Chapman & M Griffen     | Reserve      | Third   | 148  |
|         | CS Lane & D Magee          | Reserve      | Third   | 148  |
| 1971-72 | R Hall & LT Bell           | B            | Fourth  | 198  |
| 1972-73 | J Meldrum & MA Wise        | C            | Fifth   | 177  |
| 1973-74 | CS Lane & T Sims           | Reserve      | Second  | 145  |
|         | CR Leggat & T Drummond     | B            | Eighth  | 145  |
| 1974-75 | BC Marrinan & GD Harvey    | Intermediate | Second  | 176  |
| 1975-76 | G Waters & DS Skirving     | B            | Fourth  | 159  |
| 1976-77 | KE Dudgeon & GJ Madders    | A            | Fourth  | 137  |
| 1977-78 | WG Chapman & N McAuliffe   | B            | Third   | 266  |
| 1978-79 | GM Egan & MA Wise          | Second       | Fourth  | 228  |
| 1979-80 | DS Skirving & LA Dawes     | Fifth (1)    | Fourth  | 207  |
| 1980-81 | C New & D Lee              | Fifth (2)    | First   | 164  |
| 1981-82 | KC Wessels & GJ Madders    | First        | First   | 177  |
| 1982-83 | AN Brown & TM Khan         | First        | Second  | 219  |
| 1983-84 | D Toye & S Meredith        | Third (1)    | First   | 232  |
| 1984-85 | AB Henschell & JF Welsh    | First        | Second  | 212  |
| 1985-86 | AB Henschell & KC Wessels  | First        | Fourth  | 174  |
| 1986-87 | M Gordon & LA Dawes        | Fourth       | Third   | 201  |
| 1987-88 | PL Graham & BN Quinn       | Second (1)   | Fourth  | 216  |
| 1988-89 | WG Chapman & W Leader      | Fourth       | Third   | 196  |
| 1989-90 | GW Mitchell & T Knox       | Under 18     | Third   | 241  |
| 1990-91 | SG Law & ML Hayden         | First        | Second  | 271  |
| 1991-92 | ML Hayden & AJ Brown       | First        | Second  | 272  |
| 1992-93 | ML Hayden & AB Henschell   | First        | Third   | 249  |
| 1993-94 | TG Irvine & SP Myers       | Under 16     | Second  | 221  |
| 1994-95 | ML Hayden & LA Carseldine  | First        | Fourth  | 314  |
| 1995-96 | WJ Bramley & RL McKenna    | Fourth       | Third   | 209  |
| 1996-97 | ML Hayden & LA Carseldine  | First        | Second  | 233  |
| 1997-98 | AR Forbes & WJ Bramley     | Third (1)    | Third   | 198  |
| 1998-99 | TE Brown & MM Br&on        | Women's 1st  | First   | 286  |
| 1999-00 | TJ Tummon & JB Neill       | Fifth (1)    | First   | 222  |
| 2000-01 | JB Neill & AK Dudgeon      | Third        | Third   | 213  |
| 2001-02 | OS Gilchrist & GO Jones    | Third        | Fourth  | 247  |
| 2002-03 | OS Gilchrist & BM Shinnick | First        | Fifth   | 279  |
| 2003-04 | AJ Brown & TC Scott        | Second       | First   | 169  |
| 2004-05 | AJ Brown & RF Shaw         | Third (2)    | Second  | 216  |
| 2005-06 | NJ Kruger & MC Bragg       | First        | Fourth  | 216  |
| 2006-07 | AK Dudgeon & JG Dellit     | Second       | Third   | 198  |
| 2007-08 | NJ Kruger & LA Carseldine  | First        | Second  | 239  |
| 2008-09 | BA Morgan & L Pfeffer      | Under 19     | First   | 203* |
| 2009-10 | MA Macionis & JP Alexander | Sub Dist C5  | Third   | 180  |
| 2010-11 | JD Wildermuth & TF Whip    | Under 18 L/T | Sixth   | 266  |
| 2011-12 | JK Bowe & JE Boyd          | Sub Dist C2  | Fifth   | 219* |
| 2012-13 | AJ Gode & JT Spargo        | First        | Third   | 232  |
| 2013-14 | NM & JM Francis            | Fifth        | Fifth   | 226  |
| 2014-15 | MJE Wing & JS Neill        | Second       | Second  | 207  |
| 2015-16 | MT Blackman & KE Bailey    | Sixth (1)    | Third   | 353* |
| 2016-17 | PM Horgan & BA Pendergast  | Sub Dist B3  | Third   | 231* |

## OUTSTANDING BATTING ACHIEVEMENTS

### CENTURY IN EACH INNINGS OF A MATCH

|   | Player      | Scores    | Season  | Grade                          | Opposition         |
|---|-------------|-----------|---------|--------------------------------|--------------------|
| 1 | AJ Brown    | 119 / 132 | 1991-92 | First (day 2) / Second (day 1) | Sandgate-Redcliffe |
| 2 | JD Connolly | 121 & 105 | 1969-70 | Third                          | Balmoral/Wynnum    |

### 1,000 RUNS OR MORE IN A SEASON

|   | Player       | Season  | Total Runs | Grade           | Runs  |
|---|--------------|---------|------------|-----------------|-------|
| 1 | ML Hayden    | 1989-90 | 1 418      | First           | 187   |
|   |              |         |            | First (One Day) | 409   |
|   |              |         |            | Second          | 387   |
|   |              |         |            | Under 19        | 435   |
| 2 | TG Irvine    | 1993-94 | 1 250      | Third           | 196   |
|   |              |         |            | Under 16        | 1 054 |
| 3 | AB Henschell | 1992-93 | 1 002      | First           | 705   |
|   |              |         |            | First (One Day) | 297   |

### SCORES OF 150 AND OVER

(excluding First Grade which are listed in the FIRST GRADE CENTURY SCORERS list)

|    | Player        | Grade         | Score | Season  | Opposition               |
|----|---------------|---------------|-------|---------|--------------------------|
| 1  | MT Blackman   | 6th           | 234*  | 2016-17 | Western Suburbs          |
| 2  | Skirving DS   | 5th           | 233*  | 1979/80 | South Brisbane           |
| 3  | Jennings GD   | 5th           | 228*  | 1997/98 | East-Redlands            |
| 4  | Perkins S     | 3rd           | 211   | 1982/83 | University of Queensland |
| 5  | Irvine TG     | Taverners     | 210   | 1993/94 | South Brisbane           |
| 6  | Chapman WG    | 3rd           | 207*  | 1977/78 | Sandgate-Redcliffe       |
|    | Heilbronn RD  | 5th           | 207*  | 1982/83 | Toombul                  |
| 8  | Harten JT     | 2nd           | 204*  | 1965/66 | Eastern Suburbs          |
|    | Robinson JE   | 6th           | 204*  | 2007/08 | Toombul                  |
| 10 | Du Payne MP   | 2nd           | 204   | 1991/92 | Western Suburbs          |
| 11 | Graham PL     | 2nd           | 200*  | 1987/88 | Valley                   |
| 12 | Mossop MH     | 4th           | 199   | 1936/37 | Eastern Suburbs          |
| 13 | Thompson AWC  | Sub-Districts | 197   | 2010/11 | Wellington Point         |
| 14 | Dudgeon AK    | 5th           | 196   | 1990/91 | University of Queensland |
| 15 | Easton RP     | 2nd           | 195   | 1969/70 | Sandgate-Redcliffe       |
| 16 | Francis NM    | 5th           | 195   | 2013/14 | Redlands                 |
| 17 | Hunter SA     | 5th           | 189*  | 1995/96 | University of Queensland |
| 18 | McKenna RL    | 4th           | 186   | 1995/96 | Western Suburbs          |
| 19 | Matthews CM   | 4th           | 184   | 2001/02 | East-Redlands            |
| 20 | Bowe JK       | Sub-Districts | 182*  | 2011/12 | Taringa                  |
| 21 | Timmins JD    | 2nd           | 182   | 1994/95 | Western Suburbs          |
|    | Dudgeon AK    | 2nd           | 182   | 2006/07 | University of Queensland |
| 23 | Shaw RF       | 3rd           | 180   | 2004/05 | South Brisbane           |
| 24 | Dodson TL     | 3rd           | 179*  | 1997/98 | Northern Suburbs         |
| 25 | Ross TG       | 2nd           | 179   | 1904/05 | Woolloongabba            |
|    | Acton GB      | 4th           | 179   | 1989/90 | Western Suburbs          |
| 27 | Irwin BJ      | 5th           | 178   | 1990/91 | Sandgate-Redcliffe       |
| 28 | Power GN      | 3rd           | 176*  | 1980/81 | University of Queensland |
| 29 | Welsh JF      | 5th           | 176   | 1988/89 | Northern Suburbs         |
|    | Gilchrist OS  | 2nd           | 176   | 2005/06 | Western Suburbs          |
| 31 | Smith JK      | 2nd           | 175*  | 1937/38 | Western Suburbs          |
| 32 | Anderson T    | Sub-Districts | 174*  | 1992/93 | Nundah United            |
| 33 | Hauritz L     | Sub-Districts | 174   | 1934/35 |                          |
|    | McMillan DS   | 5th           | 174   | 2010/11 | Sandgate-Redcliffe       |
| 35 | Haskings HJ   | 3rd           | 173   | 1938/39 | Western Suburbs          |
|    | Ephraims CM   | 3rd           | 173   | 1989/90 | Western Suburbs          |
|    | Irvine TG     | Taverners     | 173   | 1992/93 | Eastern Suburbs          |
| 38 | Somerville SA | Taverners     | 172   | 2006/07 | Toombul                  |
| 39 | Acton GB      | 2nd           | 169*  | 1992/93 | University of Queensland |
| 40 | Lee D         | 5th           | 169   | 1980/81 | Eastern Suburbs          |
|    | Heilbronn RD  | Under 18      | 169   | 1983/84 | South Brisbane           |
|    | Hicks T       | 5th           | 169   | 1987/88 | Eastern Suburbs          |
|    | Neill JB      | 2nd           | 169   | 2002/03 | Sunshine Coast           |
| 44 | Dudgeon ML    | 6th           | 168   | 2011/12 | Toombul                  |
| 45 | Walthall EC   | 2nd           | 167*  | 1928/29 | Toombul-Sandgate         |
| 46 | Kruger NJ     | 4th           | 167   | 2012/13 | Northern Suburbs         |

|    | <b>Player</b>                                    | <b>Grade</b>                        | <b>Score</b>             | <b>Season</b>                            | <b>Opposition</b>   |
|----|--|-------------------------------------|--------------------------|--|---|
| 47 | Morgan BA<br>Farmer N                            | 2nd<br>Sub-Districts                | 166<br>166               | 2011/12<br>2013/14                       | Toombul<br>Redlands   |
| 49 | Brown GC<br>Acton GB                             | 3rd<br>4th                          | 164<br>164               | 1983/84<br>1998/99                       | Sandgate-Redcliffe<br>Sandgate-Redcliffe  |
| 51 | Williams K                                       | Sub-Districts                       | 163*                     | 1989/90                                  | Brisbane Hospitals  |
| 52 | Hancock SD<br>Kimball TA<br>Shaw RF              | 2nd<br>6th<br>3rd                   | 161<br>161<br>161        | 1988/89<br>1996/97<br>2004/05            | Sandgate-Redcliffe<br>Wynnum-Manly<br>Wynnum-Manly                              |
| 55 | Toye D   | 4th                                 | 160*                     | 1982/83                                  | Northern Suburbs  |
| 56 | Whittlesea R                                     | Sub-Districts                       | 159*                     | 1990/91                                  | Everton Districts   |
| 57 | Holmberg MKW                                     | 4th                                 | 158                      | 1991/92                                  | Western Suburbs   |
| 58 | Power GJ<br>Davis PA<br>Oswald R<br>Myers SP     | Under 18<br>2nd<br>6th<br>Taverners | 157<br>157<br>157<br>157 | 1973/74<br>1990/91<br>1992/93<br>1993/94 | Sandgate-Redcliffe<br>Gold Coast<br>Toombul<br>South Brisbane                   |
| 62 | Irving PJ<br>Kimball TA<br>Jennings GD           | 2nd<br>5th<br>4th                   | 156<br>156<br>156        | 1991/92<br>2000/01<br>2006/07            | Wynnum-Manly<br>Sandgate-Redcliffe<br>Sandgate-Redcliffe                        |
| 65 | Donker RJA                                       | 5th                                 | 155*                     | 2013/14                                  | Northern Suburbs  |
| 66 | Irvine TG<br>McFadden MG                         | Taverners<br>5th                    | 155<br>155               | 1993/94<br>2002/03                       | Sunshine Coast<br>Sandgate-Redcliffe  |
| 68 | Whybird PD<br>Nicol MJ<br>Jennings GD            | 4th<br>4th<br>5th                   | 154<br>154<br>154        | 1990/91<br>2005/06<br>2009/10            | South Brisbane<br>South Brisbane<br>Sandgate-Redcliffe                          |
| 71 | Holmes LA<br>Watkinson AJ                        | 4th<br>6th                          | 153<br>153               | 2002/03<br>2009/10                       | South Brisbane<br>Sandgate-Redcliffe  |
| 73 | Dodson TL  | 3rd                                 | 152*                     | 1994/95                                  | University of Queensland  |
| 74 | Jennings BR<br>Griggs BA                         | 3rd<br>Sub-Districts                | 151*<br>151*             | 1983/84<br>1999/00                       | Western Suburbs<br>Stafford   |
| 76 | Haupt RD<br>Hamburger WR<br>Irvine TG<br>Bell GW | 2nd<br>Sub-Districts<br>2nd<br>6th  | 151<br>151<br>151<br>151 | 1957/58<br>2001/02<br>2007/08<br>2012/13 | Toombul-Sandgate<br>Bayside Muddies<br>University of Queensland<br>Wynnum-Manly |
| 80 | Wood MD<br>Lockhart-Krause AA                    | 4th<br>3rd                          | 150*<br>150*             | 1985/86<br>2004/05                       | Wynnum-Manly<br>Western Suburbs   |
| 82 | Sherman PD<br>Harvey ML                          | 4th<br>Sub-Districts                | 150<br>150               | 1995/96<br>2001/02                       | Sandgate-Redcliffe<br>Ashgrove  |

## **OUTSTANDING BOWLING ACHIEVEMENTS**

|         |  |
|---------|--|
| 1937-38 | Third Grade dismissed Toombul/Sandgate for 9 (A Landry 4/5, B Thomas 3/4)        |
| 1972-73 | Schoolboy Grade dismissed Sandgate-Redcliffe for 7 (GN Power 7/1, J Herbert 3/6) |

### **100 WICKETS IN A SEASON**

|   | <b>Player</b> | <b>Wickets</b> | <b>Season</b> | <b>Grade</b> |
|---|---------------|----------------|---------------|--------------|
| 1 | G Crispe      | 100            | 1964-65       | Fourth       |

### **10 WICKETS IN AN INNINGS**

|   | <b>Player</b> | <b>Figures</b> | <b>Season</b> | <b>Grade</b> | <b>Opposition</b> |
|---|---------------|----------------|---------------|--------------|-------------------|
| 1 | JH Dawes      | 10/18          | 1988-89       | First        | Beenleigh/Logan   |
| 2 | VR Gray       | 10/63          | 1933-34       | Second       | University        |
| 3 | NJO McDermott | 10/70          | 1924-25       | Fourth       | West's            |

### **9 WICKETS IN AN INNINGS**

|   | <b>Player</b> | <b>Figures</b> | <b>Season</b> | <b>Grade</b>     | <b>Opposition</b>  |
|---|---------------|----------------|---------------|------------------|--------------------|
| 1 | AL Duncan     | 9/6            | 1958-59       | Third            | Toombul/Sandgate 1 |
| 2 | SW Ayres      | 9/14           | 1914-15       | First            | Goodna             |
| 3 | AL Duncan     | 9/23           | 1958-59       | Second           | West's             |
| 4 | J Voll        | 9/24           | 1999-00       | B2 Sub Districts | Bayside Muddies    |
| 5 | WE Nolan      | 9/27           | 1957-58       | Third            | West's             |
| 6 | JW McLaren    | 9/34           | 1907-08       | First            | South Brisbane     |
| 7 | W Armstrong   | 9/74           | 1933-34       | Second           | Norths             |

## 8 WICKETS IN AN INNINGS

|    | Player         | Figures | Season  | Grade       | Opposition         |
|----|----------------|---------|---------|-------------|--------------------|
| 1  | GF Martin      | 8/3     | 1995-96 | Fourth      | Souths             |
| 2  | GN Fitzpatrick | 8/7     | 1972-73 | Fourth      | Sandgate-Redcliffe |
| 3  | RAJ Anderson   | 8/9     | 1988-89 | Under 18    | Easts              |
|    | A Green        | 8/9     | 1961-62 | Schoolboy   | Wests              |
| 5  | ND Campbell    | 8/10    | 1949-50 | Third       | Valley (1)         |
| 6  | N Power        | 8/12    | 1970-71 | Third       | Balmoral-Wynnum    |
| 7  | M Retchless    | 8/13    | 1957-58 | Under 18    | Toombul            |
|    | G Taggart      | 8/13    | 1973-74 | Under 18    | Balmoral-Wynnum    |
| 9  | AL Duncan      | 8/14    | 1955-56 | Fourth      | Easts-Balmoral     |
|    | DK Hickey      | 8/14    | 1993-94 | Sixth       | Norths             |
| 11 | T Byrne        | 8/16    | 1901-02 | First       | Woolloongabba      |
|    | JR Taylor      | 8/16    | 1961-62 | Second      | Toombul            |
| 13 | RR Shackleton  | 8/17    | 1962-63 | Fourth      | Balmoral-Wynnum    |
|    | GB Manthorpe   | 8/17    | 1966-67 | Under 18    | Balmoral-Wynnum    |
| 15 | D Huckstadt    | 8/18    | 1985-86 | Women's B   | N/R                |
| 16 | WF Kenny       | 8/21    | 1902-03 | First       | Woolloongabba      |
|    | A Hurwood      | 8/21    | 1928/29 | 1st         | Wests              |
| 18 | JW McLaren     | 8/22    | 1913-14 | First       | University         |
|    | GE Baldwin     | 8/22    | 1974-75 | Third       | Easts              |
|    | JE Bourke      | 8/22    | 1971-72 | Under 19    | Souths             |
|    | A Simcox       | 8/22    | 1980-81 | Fifth (1)   | Wests              |
| 22 | M Moschella    | 8/25    | 1982-83 | Fifth       | Wests              |
| 23 | MJ Tucker      | 8/26    | 2002-03 | Fourth (2)  | Sandgate-Redcliffe |
| 24 | MJ Tucker      | 8/27    | 2002-03 | Fourth (2)  | University         |
| 25 | FA Vidler      | 8/30    | 1958-59 | First       | Souths             |
|    | NT McMahon     | 8/30    | 1959-60 | Second      | Easts              |
| 27 | DW Langdon     | 8/31    | 1965-66 | Third       | Toombul            |
| 28 | G Blazak       | 8/32    | 1978-79 | Fourth      | University 1       |
| 29 | CJ Lanagan     | 8/33    | 2001-02 | First       | Toombul            |
|    | JE Punched     | 8/33    | 1958-59 | Fourth      | Colts              |
|    | WJH Mahoney    | 8/33    | 1963-64 | First       | Sandgate-Redcliffe |
|    | R Lavery       | 8/33    | 1963-64 | Schoolboy   | Balmoral-Wynnum    |
| 33 | DR Turner      | 8/34    | 2006-07 | First       | Toombul            |
|    | A Skillbeck    | 8/34    | 1965-66 | Fourth      | Sandgate-Redcliffe |
| 35 | SW Ayres       | 8/35    | 1912/13 | First       | Toombul            |
|    | DR Turner      | 8/35    | 1997-98 | First       | Easts-Redlands     |
|    | ST Janes       | 8/35    | 1978-79 | Third       | Wynnum-Manly       |
|    | B J Boyd       | 8/35    | 2004-05 | Fourth (1)  | Souths             |
| 39 | LN Quelch      | 8/36    | 1960-61 | Second      | Toombul            |
| 40 | LA Carseldine  | 8/37    | 2001-02 | First       | Wests              |
| 41 | TE Brown       | 8/39    | 2001-02 | Women's     | Wynnum-Manly       |
| 42 | H Budge        | 8/40    | 1949-50 | Third       | Easts              |
|    | MP DuPayne     | 8/40    | 1987-88 | Under 17    | Wests              |
|    | CD Raimondi    | 8/40    | 2001-02 | Under 16    | Toombul            |
|    | C Bruce        | 8/40    | 2001-02 | C1 Sub Dist | Springwood         |
| 46 | RL Wallace     | 8/41    | 1975-76 | First       | Wynnum-Manly       |
|    | CA Trindall    | 8/41    | 2004-05 | Third (2)   | University         |
| 48 | PC Carew       | 8/42    | 1989-90 | First       | Easts              |
|    | G Blazak       | 8/42    | 1969-70 | Third       | Toombul            |
| 50 | BRD O'Connor   | 8/43    | 1933/34 | First       | Colts              |
|    | MB Irwin       | 8/43    | 1981-82 | Fourth      | Toombul            |
| 52 | AC Petrie      | 8/44    | 1963-64 | Third       | Toombul            |
|    | AC Petrie      | 8/44    | 1956-57 | Fourth      | Norths             |
|    | AR Horgan      | 8/44    | 2013-14 | C2 Sub Dist | Springwood         |
| 55 | AC Petrie      | 8/45    | 1956-57 | Fourth      | Norths             |
| 56 | TW Marr        | 8/47    | 1953-54 | Under 18    | Toombul            |
| 57 | CJ Cooke       | 8/48    | 1971-72 | First       | Norths             |
|    | PT McPhee      | 8/48    | 1985-86 | First       | Easts              |
|    | RD Haupt       | 8/48    | 1963-64 | Second      | Sandgate-Redcliffe |
|    | G Taggart      | 8/48    | 1977-78 | B2 Whouse   | St Patricks        |
| 61 | T Byrne        | 8/49    | 1902/03 | First       | North Brisbane     |
|    | DG Kilgour     | 8/49    | 2000-01 | Fifth (1)   | Norths             |
| 63 | PD Kent        | 8/50    | 1992-93 | Sixth       | Toombul            |
| 64 | ST Janes       | 8/51    | 1992-93 | Sixth       | Wynnum-Manly       |
| 65 | CJ Lanagan     | 8/52    | 1997-98 | Second      | Beenleigh Logan    |
| 66 | SW Ayres       | 8/53    | 1914-15 | First       | Nundah             |
|    | AC Growder     | 8/53    | 1931-32 | Second      | N/R                |
| 68 | JW McLaren     | 8/54    | 1909/10 | First (1)   | Oxley              |
|    | MJ Ogilvie     | 8/54    | 1998-99 | Third       | Sandgate-Redcliffe |
|    | AT Thorpe      | 8/54    | 1945-46 | Fourth      | Norths             |
| 71 | LJ Power       | 8/57    | 1947-48 | Second      | Toombul            |
| 72 | J Johnston     | 8/60    | 1931-32 | Second      | N/R                |
|    | SC Barlow      | 8/60    | 1999-00 | Fourth (2)  | Norths             |
| 74 | AJ Gode        | 8/61    | 2013-14 | First       | Sandgate-Redcliffe |
| 75 | FA Vidler      | 8/62    | 1954-55 | First       | Toombul            |
|    | AH New         | 8/62    | 1952-53 | Fourth      | Souths             |
| 77 | SE Jones       | 8/65    | 2002-03 | Fourth(1)   | Wynnum-Manly       |
| 78 | MF Francke     | 8/66    | 1970-71 | First       | Colts              |
| 79 | DJ Mackie      | 8/69    | 2006-07 | A3 Sub Dist | Indooroopilly      |
| 80 | T Byrne        | 8/72    | 1902/03 | First       | Woolloongabba      |
|    | KR Rogers      | 8/72    | 1992-93 | Fifth       | Wynnum-Manly       |
| 82 | GH Niblett     | 8/73    | 1950-51 | First       | Wests              |
| 83 | G Byrnes       | 8/78    | 1961-62 | Fourth      | Easts 1            |
| 84 | CF Kempnich    | 8/83    | 1991-92 | Fourth      | Sandgate-Redcliffe |
| 85 | SD Powell      | 8/85    | 2010-11 | Second      | Wests              |
| 86 | TJ Hall        | 8/101   | 2012-13 | Second      | Sandgate-Redcliffe |
| 87 | PJ Crannitch   | 8/ N/R  | 1939-40 | Fourth      | N/R                |

## TWO HAT TRICKS IN ONE INNINGS

|   | Player      | Figures | Season  | Grade    | Opposition |
|---|-------------|---------|---------|----------|------------|
| 1 | M Retchless | 8/13    | 1957-58 | Under 18 | Toombul    |

## DOUBLE HAT TRICKS (4 Wickets in 4 Balls)

|   | Player | Season  | Grade  | Opposition       |
|---|--------|---------|--------|------------------|
| 1 | C Hoy  | 1951-52 | Second | Toombul/Sandgate |

## HAT TRICKS

|    | Player       | Season  | Grade         | Opposition         |
|----|--------------|---------|---------------|--------------------|
| 1  | V Macdonald  | 1899-00 | First         | Nundah             |
| 2  | T Byrne      | 1902-03 | First         | Toombul-Nundah     |
| 3  | AV Vallyley  | 1905-06 | First         | Oxley              |
| 4  | JW McLaren   | 1906-07 | First         | Oxley              |
| 5  | SW Ayres     | 1911-12 | First         | Toombul            |
| 6  | A Hurwood    | 1922-23 | First         | N/R                |
| 7  | J Stafford   | 1926-27 | First         | QCA Colts          |
| 8  | A Hurwood    | 1930-31 | First         | Toombul            |
| 9  | M O'Connell  | 1934-35 | Third         | Norths             |
| 10 | D Johnston   | 1935-36 | Second        | Norths             |
| 11 | SJ Ferguson  | 1937-38 | Second        | Toombul-Sandgate   |
| 12 | WE Nolan     | 1938-39 | Fourth        | Toombul            |
| 13 | EI Maguire   | 1939-40 | Third         | N/R                |
| 14 | N Simpson    | 1946-47 | Second        | University         |
| 15 | ND Campbell  | 1949-50 | Third         | Valley (1)         |
| 16 | JD Spain     | 1949-50 | Third         | East-Balmoral      |
| 17 | M O'Shea     | 1953-54 | Fourth        | N/R                |
| 18 | BS Warlow    | 1955-56 | Under 18      | N/R                |
| 19 | BS Warlow    | 1955-56 | Under 18      | N/R                |
| 20 | AL Duncan    | 1955-56 | Fourth        | N/R                |
| 21 | AJ T Bailey  | 1956-57 | First         | West               |
| 22 | RL Barber    | 1957-58 | Schoolboy     | N/R                |
| 23 | AL Duncan    | 1959-60 | Second        | N/R                |
| 24 | JT Oliphant  | 1959-60 | Schoolboy     | N/R                |
| 25 | BR Freeman   | 1963-64 | Second        | Souths             |
| 26 | L Groves     | 1964-65 | Under 18      | Balmoral-Wynnum    |
| 27 | A Gibson     | 1966-67 | Under 18      | Sandgate-Redcliffe |
| 28 | C Thorley    | 1966-67 | Under 18      | East               |
| 29 | B Sharp      | 1966-67 | Third         | Balmoral-Wynnum    |
| 30 | K Flanders   | 1967-68 | Fourth        | N/R                |
| 31 | PH McMurdo   | 1969-70 | Under 18      | N/R                |
| 32 | C Thorley    | 1970-71 | Schoolboy     | East               |
| 33 | CR Leggat    | 1971-72 | Fourth        | Norths             |
| 34 | DR O'Rourke  | 1976-77 | Under 18      | Wynnum-Manly       |
| 35 | ST Janes     | 1978-79 | Fourth        | East 2             |
| 36 | A Simcox     | 1980-81 | Fourth        | Toombul            |
| 37 | A Simcox     | 1980-81 | Fifth         | West               |
| 38 | RAJ Anderson | 1992-93 | Second        | Gold Coast         |
| 39 | MJ Ogilvie   | 1992-93 | Sixth         | Wynnum-Manly       |
| 40 | CF Kempnich  | 1995-96 | Sixth         | Toombul            |
| 41 | JW Watts     | 1996-97 | Third (1)     | Norths             |
| 42 | MK Smith     | 1997-98 | Third (2)     | Sandgate-Redcliffe |
| 43 | DK Hickey    | 1997-98 | B1 (Sub Dist) | Toombul            |
| 44 | KG Tuite     | 1997-98 | C1 (Sub Dist) | Stafford           |
| 45 | SC Barlow    | 1998-99 | Fourth (2)    | Valley (1)         |
| 46 | R Gmeinder   | 1998-99 | B2 (Sub Dist) | Bayside Muddies    |
| 47 | AR Townsley  | 1998-99 | C2 (Sub Dist) | Brookfield         |
| 48 | G Hall       | 1998-99 | Women's 1st   | Redbank Plains     |
| 49 | BJ Creevey   | 1999-00 | Fourth (1)    | Beenleigh-Logan    |
| 50 | A Mason      | 1999-00 | B2 (Sub Dist) | Taringa Rovers     |
| 51 | R Appruzzese | 1999-00 | C3 (Sub Dist) | Brookfield         |
| 52 | MI Mortimer  | 2000-01 | Under 18      | Souths             |
| 53 | TE Brown     | 2001-02 | Women's 1st   | Sandgate-Redcliffe |
| 54 | TE Brown     | 2002-03 | Women's 1st   | West               |
| 55 | NM Hutton    | 2002-03 | Fourth (2)    | Valley (1)         |
| 56 | NJ Condon    | 2003-04 | Fifth (2)     | Souths (1)         |
| 57 | ST Barnard   | 2005-06 | Over 40's     | University         |
| 58 | DC Ham       | 2007-08 | B1 (Sub Dist) | Alexandra Hills    |
| 59 | AK Dudgeon   | 2008-09 | T20 Second    | University         |
| 60 | KIR McKay    | 2012-13 | C2 (Sub Dist) | Rochedale South    |
| 61 | HT Pedrola   | 2012-13 | T20 Legends   | Souths             |
| 62 | JP Alexander | 2013-14 | C2 (Sub Dist) | Brackenridge       |
| 63 | AJ Gode      | 2015-16 | First         | Toombul            |
| 64 | DJ Cook      | 2015-16 | Sixth (1)     | South Brisbane     |
| 65 | ML Taylor    | 2015-16 | Sixth (2)     | Redlands           |
| 66 | JE Cope      | 2016-17 | Women's 2nd   | Gold Coast         |

## **THE FRANK & NOREEN VIDLER MEMORIAL TROPHY** **FOR CONTRIBUTION TO JUNIOR CRICKET**

The Frank & Noreen Vidler Memorial Trophy is an important trophy awarded to a player, coach, administrator, committee member, mentor or volunteer who has done something significant in relation to junior or youth cricket during the season as Frank Vidler loved to encourage young players to enjoy the game and improve their skills. Frank was a very fine fast bowler. In 225 premierships matches from 1948 to 1968 he took 486 wickets. 123 of those matches were in First Grade where he captured 273 wickets. Frank and Noreen were wonderful people and great supporters of the club. Thanks to the financial support of the Vidler family this trophy will be presented every year as long as the club exists.

| <b>Season</b> | <b>Winner</b>   | <b>Achievement</b>  |
|---------------|-----------------|---|
| 2010-11       | Jack Beath      | Outstanding season as a player in junior and senior cricket |
| 2011-12       | Jai Lembryk     | Outstanding season as a player in junior and senior cricket |
| 2012-13       | Gillian Bristow | Outstanding service as an administrator of junior cricket   |
| 2013-14       | Steve Farley    | Outstanding service as an administrator of junior cricket   |
| 2014-15       | Emma Kirkland   | Outstanding service as an administrator of junior cricket   |
| 2015-16       | Martin Bell     | Outstanding service as an administrator of junior cricket   |
| 2016-17       | Karen Willis    | Outstanding service as an administrator of junior cricket   |



Junior Management Committee official, Karen Willis, receiving the Frank & Noreen Vidler Memorial Trophy for her great service to junior cricket during the 2016/17 season. It was great to have Patrick & Katherine Vidler there on Trophy Night so Junior Management Chairman, Clinton Kempnich, could congratulate Karen and say some words about Frank and Noreen.

# JUNIORS SECTION 2016/2017

## JUNIOR MANAGEMENT COMMITTEE & COACHING REPORT

A constantly changing array of challenges face the intrepid band of volunteers known as the JMC. The issues of locked toilets, locked gates, game disputes and wrong size shirts are only minor distractions for this group. This is only a small facet of the season and overall there are so many positive outcomes achieved by this team. The planning and setting up does not stop and even at times escalates during the winter months.

The major influx of girls into our ranks of players has added another dimension and has been ably spurred on by a new JMC member Rob Bailey. Amy Lee has again worked through the registration process with all of its related communication and varied questions. A massive task, as Amy deals with the entire junior population at VDCC. Our limping warrior Martin Bell continues to ensure each kitbag has what is needed and developed a coding and packing system that Amazon should copy.

Each age coordinator does a great job in doing their best to accommodate the wishes for each team. Sometimes this is not an easy task when dealing with big numbers and numerous changes to grounds and side structures. So without Amy, James, Danny, Chris, Jason, John, Robert, Kylie and Kaz, the junior club would not take to the park each weekend. A great effort!

The committee is also ably supported by other portfolio holders that keep us in the loop and promote our events to the junior structure. Both Jo O'Neill and Kaz Willis do a fantastic job in keeping the info flowing to the parents via newsletter and Facebook. Kaz's efforts include many areas. Her efforts were recognised with her being the recipient of this year's Vidler Award. This award is given to an outstanding junior player or volunteer each season. The tireless work done for a number of years and her outstanding job with the sponsors made this a simple decision.

This season sees a couple of committee members leaving the group. Daniel Bear has been a fantastic contributor to overall discussion and also ably undertook his role as under 12 coordinator. Kylie St Brook has been with us for a while now and handled the open age group segment last season. This has changed over time and is a difficult area to keep rolling due to high participation in private school cricket after Christmas and the desire of many in this age group try their hand at senior cricket or to concentrate on final school year studies. Hope to see you guys around in the future.

A special mention must be made of our long time secretary Gillian Bristow. Gillian has been my right hand person and her ability to see the big picture and keep a cool head will be missed. Knowledgeable in all aspects of the cricket world and an unshakeable ability to keep smiling, she has been a great asset for all of the JMC and overall club. I am pleased that Gill has now taken on an assistant secretary role within the senior executive of the club.

Team options that are available for youth cricketers at Valley are huge. T20 blast, In2Cricket, Super 6's, multiple girls' game formats, Saturday comps and selected Sunday comps of Taverners, Shane Watson and Ray Weier age groups. In addition to selected rep sides that are fielded by the BNJCA, the number of teams is staggering. Pathways for those nearing an end to age cricket are available through senior grades and each season these

options are being expanded and refined. This year the under 11 age group will have new guidelines that are aimed at improving skills and promoting inclusion for all skill levels. Alas we won't see this happen within the BNJCA competition until after Christmas. It is hoped that these desirable changes will be able to be implemented in full, as further negotiations continue between clubs and our mandated governing body BNJCA.

There are many challenges facing clubs and cricket played by non-elite sides within all competitions. We are losing grounds. No new ones are being created. Others are being lost to soccer, chopped up by football codes and independent state schools are now withholding use of taxpayer funded community grounds. While the cash train continues to focus on the elite end of the pyramid of players, those not in these squads or comps are unnoticed.

There is plenty of rhetoric floated around by the decision makers in corporate boxes using terms like "grass roots cricket" and "growing the game" however those using the term have never been to dusty hot gravel fields with no toilets, shade, taps or dressing rooms. Nor do they ever speak to anyone who does. Thankfully clubs like VDCC recognise that a strong base means a good top end. The support of the senior executive within our club is amazing and the recognition of coaching requirements and ground improvement for all is a major agenda item that is massively supported.

We are lucky at VDCC where we have numerous nets that anybody can use. We would love to have more. Most QC senior clubs do not allow the use of their nets to the community. Most schools cannot be entered after hours. How many parks have no nets but have a basketball hoop? This is the tip of the iceberg and will continue unless governing bodies (starting at the top) understand exactly what lies below First class cricket.

I hope that this report is read by a vast group of parents and current and future junior team coaches. We have a terrific coaching network and each year offer ample opportunities for our coaches to improve, upgrade and learn about what they may need to improve the skill levels of those in their teams. This season we are offering two major incentives for coaches and interested persons to attend. The first will be over two nights pre-season covering basic skills of the game and will be run by Queensland Cricket. The second set is aimed at under 11 and 12 players plus coaches and interested persons, and will run across the first two Sunday mornings of the junior season. Both sessions will be hosted at our club.

The best coach in the world can impart fantastic tips to a young player, but unless this is reinforced in follow up sessions by team coaches, the initial inputs will be quickly lost and old habits will once again take over. This has become obvious with a distinct noted lack of basics across age groups. This is concerning given that the VDCC program in place for under 8-10's addresses these skills and has been endorsed across numerous other cricket associations within Australia. In a time poor world perhaps these do not get read or coaches feel unable to implement or in some cases apply their own methodologies. In any case basic skill sets are not on show.

This is not a criticism of those who give up their time to coach sides. It is simply my observation and it needs to be addressed.

Those who take on roles to coach or mentor youth players must be aware of these basics and continue to reinforce them. This is a minimum requirement and is relatively easy to do.

The deficit within this age group was evident when trialling for BNJCA sides was undertaken. With some 50 plus batters analysed across several nights, nearly all had poor stance and set up. Catching and throwing skills were also well below expectations. To me this is a crisis point and hopefully these initiatives will go some way towards improving the overall situation and have a flow on effect as these players progress through the age groups and the club.

These new initiatives have been put in place to address basics. Without the basics, kids at ages 13 plus struggle to improve their game as poor habits have been practised and reinforced. Coaches or potential coaches should not feel overwhelmed even if their knowledge of the game is limited.

The simple ability to learn a core set of aspects that are crucial for players can be readily acquired by anyone. Other important tips on how run a fun session with skills set focus is also fundamental to players continuing to want to play.

So while I have pointed out a number of challenges we are facing, the JMC will attempt to apply remedies and be part of the solution. The club is in good hands and I look forward to seeing our club in full swing again next season.

Go Valleys.

**Clinton “George” Kempnich**  
**Chairman Junior Management Committee**  
**Director of Junior Coaching**  
CA Level 3 High Performance Coach

**KEEPING YOUTH BUSY IN SPORT**



Under 15 Blue Brisbane North Champions:  
Archer Halliday, Tom Magee, Nick McPhee & Nick Miller



## JUNIOR TEAM COACHES & MANAGERS FOR 91 TEAMS

| Age Group   | Team           | Coach                             | Manager                     |
|---|----------------|-----------------------------------|-----------------------------|
| <b>Open Div.</b>  | Blue           | Duncan Murdoch                    | Phillip Cowley              |
| <b>Under 15</b><br>(5 teams)                                    | Blue           | Brett Halliday & Zoyrese Conoplia | Jeremy Barker               |
|   | Orange         | Jason Magee                       | Geoff Waite                 |
|   | Purple         | Matt Ganter                       | Mark Petrie                 |
|   | White          | James Sharp                       | Craig Chapman               |
|   | Yellow         | Paul Davis                        | Paul Davis                  |
| <b>Under 14</b><br>(5 teams)                                    | Blue           | Stuart Berndt                     | Peter Toy                   |
|   | Green          | Guy West                          | Emma Grimson                |
|   | Orange         | Murray Smith                      | Andrew Forbes               |
|   | Purple         | Steve Hull                        | David Hunter                |
|   | White          | John Nielsen                      | David Duke                  |
| <b>Under 13</b><br>(10 teams)                                   | Black          | Chris Mills                       | Steven Chapman              |
|   | Blue           | Rob Ferrier                       | Rob Hughes                  |
|   | Green          | Simon Tolhurst                    | Mark Weibgen                |
|   | Grey           | Eugene Newman                     | Scott Curr                  |
|   | Navy           | John Bergman                      | Will Vandenberg             |
|   | Orange         | Peter Kelly & Kevin Sims          | Lucy Snelling               |
|   | Purple         | Chris Zipf & Craig Willis         | Lauren Querido              |
|   | Silver         | Shannon O'Connell                 | Glenn Wright                |
|   | White          | Stephen Barwell                   | Steve McAuliffe             |
|   | Yellow         | Michael Foxlee & Luke Treston     | Ben & Maree Fitzgerald      |
| <b>Under 12</b><br>(12 teams)                                   | Black          | Mark Andrews                      | Mandy Andrews               |
|   | Blue           | Justin Bond                       | Brett Horton                |
|   | Brown          | Harry White                       | Alex Coleman                |
|   | Green          | Rod Huntley & Hayden Evans        | Tim Ferguson                |
|   | Grey           | Colin Clark                       | Kate Watson                 |
|   | Maroon         | Sotiri Karamihas                  | Nicole Quinn & Peter Lewis  |
|   | Navy           | Brett Jenkins                     | Daniel Bear                 |
|   | Purple         | John Miller                       | Andrea Hurwood              |
|   | Red            | Chris Kopec                       | Brendan Cook & Clayton Bray |
|   | Silver         | Richard Anderson                  | Chris Smith                 |
|   | White          | Michael Allpass                   | Tracey Young                |
| Yellow  | Keith Crighton | Carla Craig                       |                             |
| <b>Under 11</b><br>(10 teams)                                   | Amber          | Craig Willis & Gerard Donovan     | Steve Rogers                |
|   | Black          | Phil Tinetti                      | Darren Jones                |
|   | Blue           | Tony Dudgeon                      | Richard Vidler              |
|   | Gold           | Matthew Nickelson                 | Mark Frost                  |
|   | Green          | Grant Cole                        | Dale Pope                   |
|   | Grey           | Brendan Johnson                   | Rob Skerl                   |
|   | Maroon         | Nathan Sharland                   | Belinda Power               |
|   | Navy           | Jayson Hawke                      | Jim Gordon                  |
|   | Orange         | Carl Hallion                      | Paul Henderson              |
|   | Purple         | Joe Henry & Glen Wright           | Michelle McEachern          |
| <b>Under 10</b><br>(14 teams)<br><b>Continued<br/>next page</b> | Bats           | Neil Foster                       | Nicole Rodgers              |
|   | Brumbies       | Andrew Green                      | Andrew Barron               |
|   | Crocodiles     | Matthew Horton                    | Catherine Murphy            |
|   | Eagles         | Tony Lewis & Peter Barr           | Christie Lewis              |
|   | Falcons        | Glenn Dickman                     | Ted Challenor               |
|   | Foxes          | Michael Moore                     | Janice Chason               |
|   | Geckos         | Greg Cusack                       | Jane Maguire                |
|   | Goannas        | Michael Krome                     | Luke Pittman                |
|   | Kookaburras    | Shane Scaricini                   | Nerina Scaricini            |
|   | Magpies        | Nick Winwood                      | Emma Smith                  |
|   | Quokkas        | Joe Anderson                      | Paul Dyer                   |
|   | Raptors        | Brad Scholes                      | Jacqui Greaves              |

## JUNIOR TEAM COACHES & MANAGERS continued

| Age Group                    | Team           | Coach                             | Manager           |
|------------------------------|----------------|-----------------------------------|-------------------|
| <b>Under 10</b><br>continued | Redbacks       | Scott Ullmann & Dean Davidson     | Jeanette Davidson |
|                              | Wallabies      | Colin Clark                       | Natasha Forrest   |
| <b>Under 9</b><br>(21 teams) | Barracudas     | Jason O'Brien                     | Kirsten Hagarty   |
|                              | Brumbies       | Brian Polich                      | Cindy Bacalakis   |
|                              | Colts          | Jason Lambley                     | Julia Horton      |
|                              | Crows          | Pino Gentile                      | Daniel Bear       |
|                              | Dolphins       | Grant Baker                       | Michelle Baker    |
|                              | Foxes          | Cambell Harding                   | Narelle Bulley    |
|                              | Goannas        | Robb McKenna                      | Amy Rosanowski    |
|                              | Koalas         | Richard Marshall                  | Julia Bunn        |
|                              | Kookaburras    | Phil Tinetti                      | Keith Crighton    |
|                              | Maggies        | Nathan Sharland                   | Libby Gallagher   |
|                              | Manta Rays     | Shannon Clay                      | Lauren Holmes     |
|                              | Marlins        | Pete Barrett                      | Mick Lovely       |
|                              | Owls           | Fergus Rees                       | Justine Neepe     |
|                              | Pelicans       | Darren Schmidt                    | Helen Clifton     |
|                              | Redbacks       | Phil Cray                         | Sascha Rogers     |
|                              | Sealions       | Grant Johnsen                     | Joelle Brewer     |
|                              | Sharks         | Murray Branch                     | Kathryn Jay       |
|                              | Stingrays      | Scott Craig                       | Cassie Henderson  |
|                              | Taipans        | Chris Smith                       | Belinda Fearnley  |
|                              | Tassie Tigers  | Matt McPhee                       | Alan Flynn        |
| Waterdragons                 | Richard Waring | Jacqui Greaves                    |                   |
| <b>Under 8</b><br>(13 teams) | Bulls          | Chris Smith                       | Craig Smith       |
|                              | Crocodiles     | Ross Hardcastle                   | Lawrence Devine   |
|                              | Dingoes        | Graeme Stuart                     | Jen Stuart        |
|                              | Ducks          | Cameron Mercer                    | Danny Clementson  |
|                              | Eagles         | Ian Bathgate                      | Katie Bryant      |
|                              | Falcons        | Brendan McConville & Brett Fisher | Kim Hudson        |
|                              | Geckos         | Oliver Braben                     | Mala McHale       |
|                              | Hawks          | Tim Ferguson                      | Christina Condon  |
|                              | Kangaroos      | Jim Grayson                       | Brett Spence      |
|                              | Lions          | Peter Beaton & Clint Easter       | Jodie Beaton      |
|                              | Rams           | Doug Vickery                      | Sandy Miller      |
|                              | Rosellas       | Tony Speedy                       | Rebecca Ambrose   |
|                              | Wallabies      | Marc Banvill                      | Ryan Spain        |

## JUNIOR GIRLS TEAM COACHES & MANAGERS FOR 9 TEAMS

| Age Group                       | Team        | Coach           | Manager            |
|---------------------------------|-------------|-----------------|--------------------|
| <b>Under 9</b><br>(4 teams)     | Kookaburras | Phil Tinetti    | Deborah Tinetti    |
|                                 | Rosellas    | Lincoln Gibbons | Caroline Wilkinson |
|                                 | Lorikeets   | Tony Dudgeon    | Sarah Cavanagh     |
|                                 | Cockatiels  | Robert Bailey   | Justin Bond        |
| <b>Under 10/11</b><br>(2 teams) | Lorikeets   | Robert Bailey   | Keith Crighton     |
|                                 | Rosellas    | Justin Bond     | Shane O'Kane       |
| <b>Under 12/13</b><br>(3 teams) | Cockatoos   | Grant Mitchell  | George Papas       |
|                                 | Joeys       | Mark Harris     | Mark Harris        |
|                                 | Kookaburras | Maurie McNeill  | Debbie McNamara    |

# BRISBANE NORTH JUNIOR CRICKET ASSOCIATION TEAM POINTS TABLES

The points below are taken from the BNJCA website. They are based on results and statistics entered into the MyCricket system by club and team volunteers.

## OPEN DIVISION RENSHAW Pre-Christmas

|                              |       |
|------------------------------|-------|
| Redcliffe City Cyclones Blue | 43.47 |
| Wilston-Norths Blue          | 34.86 |
| Toombul Gold                 | 18.35 |
| St Patricks Gold             | 0.00  |

## OPEN DIVISION CLARKE Post-Christmas

|                           |       |
|---------------------------|-------|
| Sandgate-Redcliffe Barsby | 42.08 |
| Redcliffe Cyclones        | 38.81 |
| Burpengary Brumbies       | 37.52 |
| Albany Creek Falcon Hawks | 25.38 |
| Ferny Fireballs           | 14.19 |

## OPEN DIVISION FORREST Pre-Christmas

|                          |              |
|--------------------------|--------------|
| Albany Creek Sea Hawks   | 46.17        |
| Wilston-Norths Green     | 45.60        |
| Sangate-Redcliffe Barsby | 43.09        |
| Toombul Black            | 32.68        |
| <b>Valley Blue</b>       | <b>29.47</b> |
| Ferny Fireballs          | 12.61        |

## OPEN DIVISION LYNN Pre-Christmas

|                             |       |
|-----------------------------|-------|
| Bald Hills/Lawnton/St Pauls | 42.88 |
| St Patricks Green           | 35.16 |
| Burpengary Brumbies         | 26.37 |
| Wilston-Norths Gold         | 22.71 |
|                             |       |

## UNDER 15 SIMPSON Pre-Christmas

|                           |             |
|---------------------------|-------------|
| Albany Creek Falcon Hawks | 51.64       |
| The Lakes College         | 40.81       |
| Albany Creek Eagle Hawks  | 36.66       |
| Burpengary Brumbies       | 28.93       |
| Ferny Fireballs           | 14.98       |
| <b>Valley Yellow</b>      | <b>9.50</b> |

## UNDER 15 CUTTING Post-Christmas

|                          |       |
|--------------------------|-------|
| Pine Rivers Panthers     | 44.14 |
| Burpengary Brumbies      | 42.29 |
| The Lakes Cricket Club   | 33.79 |
| Redcliffe City Cyclones  | 33.63 |
| Ferny Fireballs          | 28.41 |
| Albany Creek Eagle Hawks | 24.29 |
| Marist Ashgrove          | 6.00  |

## UNDER 15 REARDON Pre-Christmas

|                      |              |
|----------------------|--------------|
| <b>Valley Blue</b>   | <b>46.32</b> |
| Wilston-Norths Green | 42.15        |
| Toombul Blue         | 30.66        |
| Pine Rivers Panthers | 26.59        |
| <b>Valley White</b>  | <b>15.08</b> |
| Everton Comets       | 12.19        |

## UNDER 15 HOPES Pre-Christmas

|                        |              |
|------------------------|--------------|
| <b>Valley Orange</b>   | <b>42.23</b> |
| <b>Valley Purple</b>   | <b>40.38</b> |
| Wilston-Norths Gold    | 31.72        |
| Redcliffe Cyclones     | 28.49        |
| Ambrose Treacy College | 27.11        |

# BRISBANE NORTH JUNIOR CRICKET ASSOCIATION TEAM POINTS TABLES continued

## UNDER 14 SYMONDS Pre-Christmas

|                       |              |
|-----------------------|--------------|
| Wilston-Norths Red    | 40.37        |
| St Patricks Gold      | 32.49        |
| <b>Valley Purple</b>  | <b>31.71</b> |
| Toombul White         | 26.63        |
| Wilston-Norths Yellow | 9.80         |
| Pine Rivers Panthers  | 9.70         |

## UNDER 14 JOHNSON Pre-Christmas

|                              |              |
|------------------------------|--------------|
| Wilston-Norths Gold          | 48.31        |
| Toombul Blue                 | 36.69        |
| Sandgate-Redcliffe McLachlan | 30.67        |
| Albany Creek Falcon Hawks    | 30.26        |
| <b>Valley White</b>          | <b>23.01</b> |

## UNDER 14 HARRIS Pre-Christmas

|                               |              |
|-------------------------------|--------------|
| Wilston-Norths Blue           | 56.06        |
| <b>Valley Green</b>           | <b>35.00</b> |
| Sandgate-Redcliffe Rimmington | 29.24        |
| Ambrose Treacy College Blue   | 27.65        |
| Ambrose Treacy College Green  | 24.08        |
| Albany Creek Eagle Hawks      | 24.02        |

## UNDER 14 BRACKEN Pre-Christmas

|                      |              |
|----------------------|--------------|
| Wilston-Norths Green | 50.25        |
| Ferny Green          | 37.35        |
| <b>Valley Blue</b>   | <b>36.38</b> |
| Burpengary Brumbies  | 30.73        |
| Toombul Red          | 23.14        |
| Valley Orange        | 6.21         |

## UNDER 13 MAHER Pre-Christmas

|                      |              |
|----------------------|--------------|
| Everton Comets       | 50.21        |
| Wilston-Norths White | 36.60        |
| <b>Valley Silver</b> | <b>34.76</b> |
| <b>Valley Orange</b> | <b>32.91</b> |
| Albany Creek Hawks   | 19.85        |
| The Lakes Red        | 11.31        |

## UNDER 13 LOVE Pre-Christmas

|                             |              |
|-----------------------------|--------------|
| Wilston-Norths Green        | 44.41        |
| <b>Valley Purple</b>        | <b>43.39</b> |
| Toombul Blue                | 30.69        |
| Ambrose Treacy College Blue | 29.24        |
| <b>Valley Yellow</b>        | <b>19.66</b> |
| Ferny Green                 | 15.80        |

## UNDER 14 LEHMANN Post-Christmas

|                              |       |
|------------------------------|-------|
| Burpengary Brumbies          | 49.25 |
| Sandgate-Redcliffe McLachlan | 41.16 |
| Wilston Norths               | 32.29 |
| Pine Rivers Panthers         | 19.07 |
| Albany Creek Eagle Hawks     | 15.25 |

## UNDER 14 McKAY Post-Christmas

|                               |       |
|-------------------------------|-------|
| Everton Comets                | 39.40 |
| Ferny Fireballs               | 39.27 |
| Albany Creek Falcon Hawks     | 29.53 |
| Sandgate-Redcliffe Rimmington | 26.89 |
| Marist College                | 16.55 |

## UNDER 13 FINCH Post-Christmas

|                               |       |
|-------------------------------|-------|
| Pine Rivers Panthers          | 42.03 |
| Burpengary Brumbies           | 39.06 |
| Sandgate-Redcliffe Stackpoole | 38.55 |
| Redcliffe City Cyclones       | 33.12 |
| Wilston Norths                | 29.49 |
| Albany Creek Eagle Hawks      | 21.85 |
| Ferny Fireballs Red           | 18.94 |
| The Lakes Cricket Club        | 18.80 |

## UNDER 13 MARSH Post-Christmas

|                             |       |
|-----------------------------|-------|
| The Lakes Cricket Club Blue | 52.86 |
| Albany Creek Falcon Hawks   | 35.21 |
| Everton Comets              | 34.62 |
| Ferny Green                 | 32.88 |
| Valley Purple               | 14.21 |
| Marist College Blue         | 0.00  |

## BRISBANE NORTH JUNIOR CRICKET ASSOCIATION TEAM POINTS TABLES continued

### UNDER 13 TOWNSEND Pre-Christmas

|                              |       |
|------------------------------|-------|
| St Patricks Blue             | 45.27 |
| Burpengary Brumbies          | 44.53 |
| St Patricks Gold             | 38.44 |
| The Lakes Blue               | 22.05 |
| Redcliffe City Cyclones Blue | 21.73 |
| Pine Rivers                  | 16.88 |

### UNDER 13 KERR Pre-Christmas

|                              |              |
|------------------------------|--------------|
| Wilston-Norths Gold          | 59.10        |
| Ambrose Treacy College Green | 37.85        |
| Albany Creek Eagle Hawks     | 31.02        |
| <b>Valley Navy</b>           | <b>29.67</b> |
| <b>Valley Blue</b>           | <b>28.88</b> |
| Toombul Black                | 14.30        |

### UNDER 13 HENSHELL Pre-Christmas

|                          |              |
|--------------------------|--------------|
| Wilston-Norths Blue      | 48.41        |
| Toombul White            | 46.82        |
| Ferny Red                | 33.36        |
| <b>Valley Black</b>      | <b>29.84</b> |
| Albany Creek Eagle Hawks | 21.54        |
| <b>Valley Grey</b>       | <b>14.55</b> |

### UNDER 13 BURNS Pre-Christmas

|                               |              |
|-------------------------------|--------------|
| <b>Valley Green</b>           | <b>51.06</b> |
| Sandgate-Redcliffe Stackpoole | 42.26        |
| Toombul Green                 | 28.64        |
| Wilston-Norths Red            | 27.37        |
| <b>Valley White</b>           | <b>22.08</b> |
| St Patricks Green             | 20.83        |



Under 12 Maroon Brisbane North Champions:  
Angus Tolhurst, Hugh Weibgen, Charlie Thomas & Will Sheedy

# BRISBANE NORTH JUNIOR CRICKET ASSOCIATION PREMIERSHIP TEAM WINNERS

| PRE CHRISTMAS            |                             |
|--------------------------|-----------------------------|
| COMPETITION              | WINNING TEAM                |
| <b>U13 Burns</b>         | <b>Valley Green</b>         |
| <b>U13 Love</b>          | Wilston-Norths Green        |
| <b>U13 Maher</b>         | Everton Comets              |
| <b>U13 Townsend</b>      | St Patricks Blue            |
| <b>U13 Kerr</b>          | Wilston-Norths Gold         |
| <b>U13 Henschell</b>     | Wilston-Norths Blue         |
| <b>U14 Bracken</b>       | Wilston-Norths Green        |
| <b>U14 Harris</b>        | <b>Valley Green</b>         |
| <b>U14 Johnson</b>       | Wilston-Norths Gold         |
| <b>U14 Symonds</b>       | Wilston-Norths Red          |
| <b>U15 Hopes</b>         | <b>Valley Orange</b>        |
| <b>U15 Reardon</b>       | <b>Valley Blue</b>          |
| <b>U15 Simpson</b>       | Albany Creek Falcon Hawks   |
| <b>Open Div. Forrest</b> | Albany Creek Sea Hawks      |
| <b>Open Div. Renshaw</b> | Redcliffe Cyclones          |
| <b>Open Div. Lynn</b>    | Bald Hills Lawnton/St Pauls |

| POST CHRISTMAS          |                             |
|-------------------------|-----------------------------|
| COMPETITION             | WINNING TEAM                |
| <b>U13 Finch</b>        | Pine Rivers Panthers        |
| <b>U13 Marsh</b>        | The Lakes Cricket Club Blue |
|                         |                             |
|                         |                             |
|                         |                             |
|                         |                             |
| <b>U14 Lehmann</b>      | Burpengary Brumbies         |
| <b>U14 McKay</b>        | Everton Comets              |
|                         |                             |
|                         |                             |
| <b>U15 Cutting</b>      | Pine Rivers Panthers        |
|                         |                             |
|                         |                             |
| <b>Open Div. Clarke</b> | Sandgate-Redcliffe Barsby   |
|                         |                             |
|                         |                             |

|  |                      |       |
|--|----------------------|-------|
| <b>U13 RAY WONNACOTT CUP</b><br>For most points in the U13 Pre Christmas competition | Wilston-Norths Gold  | 59.10 |
| <b>U14 GLYN NETTO CUP</b><br>For most points in the U14 Pre Christmas competition    | Wilston-Norths Green | 56.06 |

## VDCC JUNIORS HONOUR BOARD CRITERIA

| Area  | Criteria  |
|---|---|
| Representative Players  | <ul style="list-style-type: none"> <li>• Australian Schoolboys</li> <li>• Queensland Schoolboys</li> <li>• Queensland School Sport Metro. Players</li> <li>• BNJCA Championship Team Players</li> <li>• BNJCA Development Team Players</li> </ul> |
| Batting   | <ul style="list-style-type: none"> <li>• Top 10 Run Scorers</li> <li>• Centuries</li> <li>• Half Centuries</li> </ul>   |
| Bowling   | <ul style="list-style-type: none"> <li>• Top 10 Wicket-takers</li> <li>• 5 or more wickets in an innings</li> </ul>   |
| Fielding/Wicketkeeping  | <ul style="list-style-type: none"> <li>• Top 10 Fielding Dismissal-takers</li> </ul>  |
| Please refer to the following pages for current season honour board achievements & the current season team statistics that follow. For all time junior records, please refer to the records section at the very back of the book. |   |

# REPRESENTATIVE PLAYERS

## QUEENSLAND CRICKET STATE REPS.

|   |   |
|---|---|
| Queensland Under 18 Rookies Challenge Girls | Zeldine Barnard, Jessica Bradley, Charli Knott, Neve Lynch, Lain Sunderland, Tierney Sunderland |
| Queensland Under 15 Boys                    | Nick McGill   |
| Queensland Under 15 Girls                   | Jessica Bradley, Charli Knott (C)   |
| Queensland Under 14 Girls Indoor            | Tullulah Paul, Aster Cowan-Dillon, Annaliese Childs   |
| Queensland 10-12 Boys                       | Will Sheedy, Hugh Weibgen   |

## QUEENSLAND SCHOOL SPORT STATE REPS.

|   |                               |
|---|-------------------------------|
| Queensland Schoolgirls 15 Years & Under | Jessica Bradley, Charli Knott |
| Queensland Schoolboys 14 Years & Under  | Nick McGill                   |
| Queensland Schoolboys 12 Years & Under  | Hugh Weibgen                  |

## QUEENSLAND SCHOOL SPORT METROPOLITAN REPS.

| AGE GROUPS             | REGION     | PLAYERS   |
|------------------------|------------|---|
| 15 Years & Under Girls | Met. North | Jessica Bradley (C), Jaime Cope, Tierney Sunderland, Tullulah Paul, Olivia Herron, Neve Lynch |
| 15 Years & Under Girls | Met. East  | Charli Knott, Mia Ryan  |
| 14 Years & Under Boys  | Met. North | Nick McGill, Nick McPhee, Tom Collier   |
| 12 Years & Under Boys  | Met. North | Hugh Weibgen, Angus Tolhurst, Will Sheedy, Charlie Thomas                                     |
| 12 Years & Under Girls | Met North  | Genevieve Bond, Jess McGill, Hannah Russell (1 <sup>st</sup> reserve)                         |



Queensland Under 15 Representatives:  
Charlie Knott & Jessica Bradley

## REPRESENTATIVE PLAYERS continued

### BRISBANE NORTH JCA CHAMPIONSHIP TEAM PLAYERS Valley Reps. for the Queensland Junior Cricket Association State Championships

| AGE GROUPS                 | PLAYERS  | RESULTS, VENUES & OFFICIALS  |
|----------------------------|--|--|
| <b>UNDER 15<br/>BLUE</b>   | Archer Halliday<br>Tom Magee<br>Nick McPhee<br>Nick Miller                               | <b><u>Champions / Bundaberg</u></b><br>Coach: Col Wade<br>Manager: Ian Lewis<br>Scorer: Luke Joel                      |
| <b>UNDER 15<br/>MAROON</b> | Harry Barker<br>Josh Durkin<br>Ben Lanigan<br>Cameron Lavis<br>Matt Moore<br>Harry Tonks | <b><u>Nineth / Bundaberg</u></b><br>Coach: Greg Curtis<br>Manager: Nathan Earley<br>Scorer: Steve Cawood               |
| <b>UNDER 14</b>            | Tom Collier<br>Hayden Spencer<br>Danny Young   | <b><u>Champions / Brisbane (Northgate)</u></b><br>Coach: Bryan Hadden<br>Manager: Craig Brough<br>Scorer: Tracey Young |
| <b>UNDER 13</b>            | Cooper Mackie<br>Charlie Sims  | <b><u>Third / Gold Coast</u></b><br>Coach: Ian Reeves<br>Manager: Aaron<br>Scorer: Blair Sanders                       |
| <b>UNDER 12<br/>MAROON</b> | Will Sheedy<br>Charlie Thomas<br>Angus Tolhurst<br>Hugh Weibgen                          | <b><u>Champions / Cairns</u></b><br>Coach: Steve Casey<br>Manager: Mark Weibgen<br>Scorer: Nick Thomas                 |

### BRISBANE NORTH JCA DEVELOPMENT TEAM PLAYERS Valley Reps. for the Queensland Junior Cricket Association Development Tournaments

| AGE GROUP                                       | PLAYERS   | RESULTS, VENUES & OFFICIALS  |
|---|---|--|
| <b>UNDER 14<br/>(2 teams)</b>                   | <b><u>Maroon:</u></b><br>Liam Toy-Wagner<br><b><u>Blue:</u></b><br>Mitchell Berndt<br>Nathan Harding<br>Mitchell Searle   | <b><u>Sunshine Coast</u></b><br><b>Maroon / Blue</b><br>Coaches: Hamish Thompson / Rob Hadden<br>Managers: Matt Langley / Michael Jones<br>Scorer: Nathan Early  |
| <b>UNDER 13<br/>(2 teams)</b>                   | <b><u>Ballina:</u></b><br>Darcy Lewis<br>Connor Nowlan<br>Jesse O'Neill<br>Max Sawley<br><b><u>Ipswich:</u></b><br>Jacob Anderson<br>Harry Forster  | <b><u>Winners (Joint) Ballina / Seventh Ipswich</u></b><br>Coaches: Ian Reeves / Richard Clay<br>Managers: Asif Mohammed / Matt Bampton<br>Scorers: Scott Couper / Gerard Nicolas  |
| <b>UNDER 12<br/>Ian Healy Cup<br/>(3 teams)</b> | <b><u>Blue:</u></b><br>Benjamin Ferguson<br>Sol Hancock<br>Ryan Harten<br><b><u>Maroon:</u></b><br>Max Clark<br>Riley Gaines<br>Lachlan Mackay<br>Marcus Zipf<br><b><u>White:</u></b><br>Max Hrstich<br>Callum Vidler | <b><u>Brisbane</u></b><br><b>Blue Third / Maroon Fourth / White Seventh</b><br>Coaches: Maurie Bloomfield / Chris Zipf / Laurie Hallam<br>Managers: Tim Ferguson / Dean Nye / Nathan Case<br>Scorers: Chris Doyle / Jacques Grobbelaar / Cameron Moore |



# REPRESENTATIVE PLAYER DEVELOPMENT COMPETITIONS

VDCC players participate in club representative teams that compete in **Brisbane North Junior Cricket Association** and **South-East Queensland Cricket Association** competitive development competitions.

The **BNJCA U13 REEVESIE CUP** and **U14 ANSTEY LA FRANTZ SHIELD** teams, and, the **SEQCA U15 RAY WEIER CUP** and **U16 SHANE WATSON CUP** teams, are utilised by the club to give our improving players opportunities to play at higher levels than the junior club competitions, so that they could gauge their development and seek opportunities to be selected in BNJCA Representative Championship and Development teams that compete in annual Queensland Junior Cricket Association State Championships and Development Tournaments.

These teams also provide opportunities for club coaches, managers and scorers to be involved, which can lead to them being appointed to various Brisbane North teams for QJCA Championships. This is a wonderful experience for these people to be able to work with and mentor players during these weeks with their teams.

The **U13 REEVESIE CUP COMPETITION** is used for the selection of Under 13 representative teams. It provides good opportunities for selectors to have a look at the players in real game situations.

The **U14 ANSTEY LA FRANTZ SHIELD COMPETITION** provides Under 14 players with opportunities to play competitive games in environments that aim to replicate representative or senior grade cricket. Grading players at trials spreads the talent as evenly as possible across all teams and this method is adopted to help improve competitiveness and provide a better 'view' of the players for representative selection.

The **SEQCA U15 RAY WEIER CUP** and **U16 SHANE WATSON CUP COMPETITIONS**, consists of 6 one-day games on turf, 55 overs per innings so long days, plus a Final if applicable. Players are exposed to tough competition to help them build their season and gauge how they are developing, as well as being seen by coaches to assess them for representative and grade cricket.

| <b>UNDER 13 REEVESIE CUP COMPETITION</b> |                   |             |               |
|--|-------------------|-------------|---------------|
| <b>Team</b>                              | <b>Team Name</b>  | <b>Wins</b> | <b>Points</b> |
| <b>1</b>                                 | <b>Thunder</b>    | <b>3</b>    | <b>28.55</b>  |
| <b>2</b>                                 | <b>Scorchers</b>  | <b>2</b>    | <b>22.93</b>  |
| <b>3</b>                                 | <b>Hurricanes</b> | <b>1</b>    | <b>14.50</b>  |
| <b>4</b>                                 | <b>Heat</b>       | <b>0</b>    | <b>10.13</b>  |

**VDCC Assistants:**  
**Manager: Chris Mackie (Hurricanes)**  
**Scorer: Tony Lewis**

**VDCC Players:**  
**Jacob Anderson, Harry Forster, Darcy Lewis, Cooper Mackie, Connor Nowlan, Jesse O'Neill, Thomas Pfitzner, Max Sawley, Charlie Sims, Baxter White**

**Report from U13 VDCC Parent, Chris Mackie:**

Held over 3 consecutive weekends in October 2016 the Reevesie Cup was a strong four team competition used for selection of the BNJCA U13 Representative teams with a focus on player development and spirit. Valleys were very well represented with 10 boys playing across each of the teams, Heat, Hurricanes, Scorchers and Thunder.

Overall, the competition was quite tight with some close fought matches across the board. At the start of the final weekend we still had 3 teams in with a chance at winning the tournament. When the dust settled on the final Sunday, the Reevesie Cup had been won by the Thunder who didn't lose a match and featured 3 Valleys boys: Charlie Sims, Tom Pfitzner and Baxter White.

Other Valleys boys who played were:  
 Heat – Darcy Lewis, Harry Forster and Connor Nowlan  
 Hurricanes – Jacob Anderson and Cooper Mackie  
 Scorchers – Max Sawley and Jesse O'Neill

Special mention must also be given to Valleys boys Jaxon Barwell, Cameron Willis and Ollie Vandenberg who were asked at short notice to fill in for the Hurricanes on the last weekend of the tournament with players away at other tournaments. The boys performed well and ensured the final weekend was a success.

| <b>UNDER 14 ANSTEY LA FRANTZ SHIELD COMPETITION</b> |                    |               |
|---|--------------------|---------------|
| <b>Team</b>   | <b>Team Name</b>   | <b>Points</b> |
| <b>1</b>  | <b>Tigers</b>      | <b>29.34</b>  |
| <b>2</b>  | <b>Lions</b>       | <b>22.97</b>  |
| <b>3</b>  | <b>Redbacks</b>    | <b>14.93</b>  |
| <b>4</b>  | <b>Bushrangers</b> | <b>8.25</b>   |

**VDCC Assistants:**  
**Scorer: John Searle**

**VDCC Players:**  
**Mitchell Berndt, Thomas Collier, Nathan Harding, Nick Muir, Mitchell Searle, Hayden Spencer, Liam Toy-Wagner, Danny Young.**

**Report from VDCC U14 Scorer John Searle:**

The 2016/17 U14 Anstey La Frantz competition saw 8 Valley boys participating in the four-team, three-week representative tournament, at Curlew Park Turf on all 3 occasions.

Valley players who participated in this year's competition were  
**Lions:** Mitchell Berndt and Nathan Harding.  
**Redbacks:** Thomas Collier, Nicholas Muir, Mitchell Searle and Liam Toy-Wagner.  
**Tigers:** Danny Young.  
**Bushrangers:** Hayden Spencer.

In Round 1 held on Sunday 9 October 2016:  
 Lions 210 (Berndt 59, Harding 25no; Muir 1/7, Searle 1/23) defeated Redbacks 79 (Searle 16no; Harding 1/6, Berndt 1/17) and Tigers 7/185 defeated Bushrangers 7/141 (Young 1/4).

In Round 2 held on Sunday 16 October 2016:  
 Tigers 9/194 (Berndt 1/2) defeated Lions 117 (Harding 30, Young 2/3) and Redbacks 107 (Muir 15) defeated Bushrangers 99 (Toy-Wagner 1/17).

In Round 3 held on Sunday 23 October 2016:

Lions 4/190 defeated Bushrangers 10/165 and Tigers 215 (Young 31; Toy-Wagner 4/15, Searle 2/31) defeated Redbacks 127 (Toy-Wagner 20, Collier 19).

The 2016 Anstey La Frantz competition proved to be a wonderful success with all the Valley boys making good contributions for their respective teams and playing good competitive cricket. Long lasting friendships were forged and invaluable experienced gained.

### UNDER 15 RAY WEIER CUP COMPETITION

|              |                     |
|--------------|---------------------|
| <b>Coach</b> | <b>James Durkin</b> |
|--------------|---------------------|

#### U15 Ray Weier Cup Squad

Ryley Anderson, Daniel Athanasellis, Edward Backstrom, Harry Barker, Mitchell Berndt, Flynn Brien, Thomas Collier, Joshua Durkin, Caleb Fricker, William Jackson, Zanden Jeh, Ben Lanigan, Cameron Lavis, Nicholas Miller, Matthew Moore, Jack O'Neill, Liam Querido, Liam Stack, Harrison Tonks, Samuel Torrance.

| TEAM            | POINTS | %    |
|-----------------|--------|------|
| Sunshine Coast  | 25     | 1.75 |
| Redlands Red    | 20     | 0.89 |
| Valley          | 18     | 1.27 |
| MSW             | 18     | 1.10 |
| Redlands Green  | 16     | 1.14 |
| Wynnum/Manly    | 14     | 1.53 |
| Gold Coast Blue | 14     | 1.45 |
| Gold Coast Gold | 6      | 0.47 |
| SEQ             | 4      | 0.69 |
| Ipswich Hornets | 4      | 0.20 |

#### Report from U15 VDCC Coach, James Durkin:

We had high hopes for the Weier team in 2017 with almost all players coming from our large rep pool of players. We ended up finishing 3rd, however, we beat both teams that finished above us on the table.

Jack O'Neill scored 107 in the first game and played the rest of the season in Taverners. Nick Miller, Josh Durkin, Flynn Brien & Zanden Jeh scored 50's during the season, while Matt Moore & Cam Lavis both took 5 wicket hauls in a match. Liam Querido and Ben Lanigan were constant wicket takers, while all-rounder Ed Backstrom was always in the runs and taking wickets.

Matt Moore with ball and Nick Miller with bat were the cornerstones of the team playing all six games and leading the Champion player at seasons end.

This competition is great for young players to test their ability against other clubs' rep players and is a great stepping stone for them to move in to Taverners and subsequently grade cricket down the track.

Overall, we used 22 players, which gave exposure to a good number of lads and a taste of what is to come for their cricketing future at Valleys.

### UNDER 16 SHANE WATSON CUP COMPETITION

|                |                        |
|----------------|------------------------|
| <b>Coach</b>   | <b>Anthony Scott</b>   |
| <b>Manager</b> | <b>Gillian Bristow</b> |
| <b>Captain</b> | <b>Jake McCall</b>     |

#### U16 Shane Watson Cup Squad

Nicholas Anderson, Anthony Bristow, Lachlan Chapman, Maximus Gonzalez, William Gray, Archer Halliday, Cameron Lavis, Jacob McCall, Rahul Moudgil, Matthew Roach, Benjamin Roden-Cohen, Jordan Ryan, Benjamin Scherer, Mitchell Scott, Laine Sunderland, Hayden Voll, Luca Zanardo.

| TEAM               | POINTS | %    |
|--------------------|--------|------|
| Ipswich Hornets    | 22     | 1.93 |
| Gold Coast         | 22     | 1.65 |
| Wynnum/Manly       | 21     | 1.63 |
| Redlands           | 19     | 1.02 |
| South Brisbane     | 18     | 1.38 |
| Sunshine Coast     | 11     | 1.20 |
| MSW                | 11     | 1.16 |
| Sandgate-Redcliffe | 11     | 0.85 |
| Norths             | 8      | 0.77 |
| Wests              | 8      | 0.39 |
| Valley             | 4      | 0.38 |
| SEQ                | 2      | 0.75 |

#### Report from U16 VDCC Coach, Anthony Scott:

During the season, the following boys had some good results:

##### Against South Brisbane:

Jake McCall – 6 runs  
Mitchell Scott – 32 runs  
Rahul Moudgil – 2/45 off 9 overs

##### Against Sandgate-Redcliffe

Anthony Bristow – 65 runs & 3/16 off 6 overs  
Jake McCall – 28 runs

##### Against South Brisbane

Archie Halliday – 28 runs  
Mitchell Scott – 26 runs

##### Against SEQ

Will Gray – 4/26 off 10 overs  
Jake McCall – 48 runs  
Mitchell Scott – 21runs0



Jack O'Neill after scoring his maiden century and helping his Ray Weier Cup team to victory over Redlands.

# HONOUR BOARD PERFORMANCES 2016/17

## JUNIOR GRADES U11 – OPEN

### TOP 10 RUN-SCORERS

|    | Player           | Inn | Runs | Avg    |
|----|------------------|-----|------|--------|
| 1  | Callum Vidler    | 10  | 472  | 236.00 |
| 2  | Heath Tallon     | 12  | 344  | 114.66 |
| 3  | Hugh Weibgen     | 5   | 317  | 317.00 |
| 4  | Roman Watt       | 10  | 310  | 51.66  |
| 5  | Guy Hilditch     | 10  | 285  | 71.25  |
| 6  | Danny Young      | 7   | 284  | 94.66  |
| 7  | Brodie Hollins   | 11  | 274  | 39.14  |
| 8  | Lachlan Ford     | 6   | 273  | 68.25  |
| 9  | Cameron Willis   | 10  | 272  | 90.66  |
| 10 | Edward Backstrom | 5   | 247  | 82.33  |

### TOP 10 WICKET-TAKERS

|   | Player                  | Mtchs | Overs | Runs | Wkts | Avg   | BBowl |
|---|-------------------------|-------|-------|------|------|-------|-------|
| 1 | Harrison Willis         | 10    | 47.1  | 126  | 18   | 7.00  | 3-4   |
| 2 | Roman Watt              | 10    | 33    | 76   | 14   | 5.42  | 3-6   |
|   | Christian Sorensen-Bews | 10    | 33    | 89   | 14   | 6.35  | 5-2   |
| 4 | Saxon Jeh               | 10    | 40.5  | 77   | 13   | 5.92  | 4-4   |
|   | Harry Gulliver          | 10    | 44    | 141  | 13   | 10.84 | 3-6   |
| 6 | Tom Hallion             | 7     | 27    | 42   | 12   | 3.50  | 4-7   |
| 7 | Caspar Cole             | 6     | 25    | 72   | 11   | 6.54  | 4-9   |
|   | Darcy Lewis             | 5     | 33    | 115  | 11   | 10.45 | 4-26  |
|   | Heath Tallon            | 12    | 41    | 125  | 11   | 11.36 | 2-4   |
|   | Oliver Boiston          | 13    | 40.2  | 126  | 11   | 11.45 | 3-2   |
|   | Dylan Hollins           | 13    | 45.2  | 131  | 11   | 11.90 | 3-15  |
|   | James Thompson          | 10    | 45    | 140  | 11   | 12.72 | 3-15  |
|   | Henry Harris            | 10    | 37    | 152  | 11   | 13.81 | 3-6   |
|   | Emrys Cowley            | 3     | 39.5  | 181  | 11   | 16.45 | 4-7   |

### TOP 10 FIELDING DISMISSALS (including 'keepers)

|    | Player                  | Mtchs | Ct | St | Total |
|----|-------------------------|-------|----|----|-------|
| 1  | Hugh Weibgen            | 5     | 6  | 8  | 14    |
| 2  | Guy Hilditch            | 10    | 11 |    | 11    |
| 3  | Callum Vidler           | 10    | 9  | 1  | 10    |
| 4  | Ryan Hughes             | 5     | 5  | 4  | 9     |
| 5  | Roman Watt              | 10    | 6  | 2  | 8     |
| 6  | Harry Cahut             | 10    | 7  |    | 7     |
|    | Perry Edwards           | 9     | 7  |    | 7     |
|    | Brodie Hollins          | 9     | 6  | 1  | 7     |
|    | Rhys Syrett             | 5     | 6  | 1  | 7     |
| 10 | William Dent            | 5     | 6  |    | 6     |
|    | Nathan Harding          | 5     | 5  | 1  | 6     |
|    | Cameron Hobart          | 9     | 6  |    | 6     |
|    | Christian Sorensen-Bews | 10    | 6  |    | 6     |
|    | Marcus Zipf             | 5     | 4  | 2  | 6     |

### CENTURY SCORERS

|   | Player               | Grade | Runs |
|---|----------------------|-------|------|
| 1 | Hugh Weibgen         | U13   | 139* |
| 2 | Lachlan Ford         | U15   | 127* |
| 3 | Brodie Hollins       | U12   | 120* |
| 4 | Edward Backstrom     | U15   | 116* |
| 5 | Innes Hall-Pearce    | U15   | 108  |
| 6 | Darcy Lewis          | U13   | 105* |
| 7 | Angus Tolhurst       | U13   | 103* |
| 8 | Hamish Sorensen-Bews | U11   | 100* |

## HALF-CENTURY SCORERS

|    | <b>Player</b>         | <b>Grade</b> | <b>Runs</b> |
|----|-----------------------|--------------|-------------|
| 1  | Declan Walker         | Open         | 92*         |
| 2  | Oliver Boiston        | U11          | 91*         |
| 3  | Alistair McClure      | U12          | 85*         |
| 4  | Alexander MacGibbon   | U15          | 83          |
| 5  | Callum Vidler         | U11          | 82*         |
| 6  | Ben Murdoch           | U14          | 81*         |
| 7  | Thomas Pfitzner       | U13          | 78*         |
|    | Ryan Harten           | U12          | 78          |
| 9  | Cameron Hobart        | U12          | 77*         |
|    | Eli Maieron           | U13          | 77*         |
|    | Cameron Willis        | U13          | 77*         |
|    | Jack O'Neill          | U15          | 77          |
| 13 | Daniel Athanasellis   | U15          | 76          |
| 14 | Daniel Matheson       | U14          | 75          |
| 15 | Connor Nowlan         | U13          | 74          |
| 16 | Guy Hilditch          | U11          | 73*         |
| 17 | Riley Gaines          | U11          | 69*         |
|    | Gabriel Hogarth-Howes | U12          | 69          |
| 19 | Thomas Heading        | U15          | 67          |
| 20 | Louis Schnitzerling   | U13          | 66*         |
|    | Hamish Telfer         | U12          | 66*         |
|    | Oliver Skerl          | U11          | 66          |
| 23 | Max Clark             | U12          | 65*         |
| 24 | Tristan West          | U13          | 64          |
| 25 | Harrison Whitten      | U14          | 63*         |
|    | Roman Watt            | U11          | 63          |
| 27 | Charlie Harris        | U11          | 61*         |
|    | Archer Halliday       | U15          | 61          |
| 29 | Callum Vidler         | U11          | 60*         |
|    | Rory Easton           | U12          | 60          |
| 31 | Darcy Lewis           | U14          | 59*         |
|    | Isaac Mills           | U13          | 59          |
|    | Aidan O'Connell       | U13          | 59          |
| 34 | Nicholas Miller       | U15          | 58*         |
|    | Cameron Willis        | U13          | 58*         |
| 36 | Dylan Hollins         | U11          | 57          |
|    | Ben Nielson           | U14          | 57          |
| 38 | Benjamin Ferguson     | U12          | 56*         |
|    | Harry Forster         | U14          | 56          |
|    | Danny Young           | U15          | 56          |
| 41 | Mitchell Henderson    | U11          | 55*         |
|    | Angus Hosking         | U14          | 55*         |
|    | Hayden Spencer        | U15          | 55*         |
|    | Heath Tallon          | U11          | 55*         |
| 45 | Jacob Anderson        | U13          | 54*         |
|    | Oliver Robinson       | U11          | 54*         |
|    | Oliver Spence         | U12          | 54*         |
| 48 | Cooper Fitzpatrick    | U11          | 53*         |
|    | Danny Young           | U14          | 53*         |
|    | Nicholas Muir         | U15          | 53          |
| 51 | Jock Horton           | U12          | 52*         |
|    | Lachlan Mackay        | U12          | 52*         |
|    | Hunter Price          | U13          | 52*         |
|    | James Chapman         | U13          | 52          |
| 55 | Jay Crighton          | U12          | 51*         |
|    | Marcus Zipf           | U13          | 51*         |
|    | William Dent          | U13          | 51          |
|    | Benjamin Roden-Cohen  | U15          | 51          |
| 59 | Byron Atkinson        | U12          | 50*         |
|    | Nicholas Bradford     | U13          | 50*         |
|    | Riley Gaines          | U11          | 50*         |
|    | Thomas Howard         | U11          | 50*         |
|    | Isaac Pratt           | U11          | 50*         |
|    | Sol Hancock           | U14          | 50          |

## 5 WICKETS OR MORE IN AN INNINGS

|   | <b>Player</b>           | <b>Grade</b> | <b>Figures</b> |
|---|-------------------------|--------------|----------------|
| 1 | Christian Sorensen-Bews | U11          | 5-2            |
| 2 | Callum Vidler           | U11          | 5-9            |
| 3 | Dylan Treston           | U13          | 5-15           |

# HONOUR BOARD PERFORMANCES 2016/17 JUNIOR GIRLS POST CHRISTMAS COMPETITION GRADES UNDER 10 – UNDER 13

## TOP 10 RUN-SCORERS

|    | Player           | Inn | Runs | Avg    |
|----|------------------|-----|------|--------|
| 1  | Genevieve Bond   | 8   | 407  | 67.83  |
| 2  | Sofi Maddox      | 7   | 267  | 133.50 |
| 3  | Eloise Deem      | 12  | 183  | 13.10  |
| 4  | Abby Harris      | 8   | 181  | 60.33  |
| 5  | Amy Papas        | 12  | 163  | 27.20  |
| 6  | Erin Appleyard   | 8   | 158  | 19.75  |
| 7  | Georgie Massy    | 12  | 153  | 8.50   |
| 8  | Celeste Mitchell | 12  | 144  | 9.60   |
| 9  | Milla Apps       | 8   | 132  | 16.50  |
| 10 | Charlotte McDade | 12  | 131  | 18.70  |

## TOP WICKET-TAKERS

|   | Player           | Mtchs | Overs | Runs | Wkts | Avg   |
|---|------------------|-------|-------|------|------|-------|
| 1 | Abby Harris      | 8     | 24    | 151  | 18   | 8.4   |
| 2 | Jessica Crighton | 7     | 21    | 103  | 12   | 8.6   |
|   | Celeste Mitchell | 12    | 32    | 178  | 12   | 14.8  |
| 4 | Genevieve Bond   | 8     | 24    | 167  | 11   | 15.18 |
| 5 | Sofi Maddox      | 7     | 21    | 126  | 10   | 12.6  |
|   | Georgie Massy    | 12    | 40    | 210  | 10   | 21.00 |

## TOP FIELDING DISMISSALS (including 'keepers)

|   | Player        | Mtchs | Ct | St | Total |
|---|---------------|-------|----|----|-------|
| 1 | Sofi Maddox   | 8     | 6  |    | 6     |
| 2 | Indana Bailey | 7     | 4  |    | 4     |
| 3 | Stella Tsoni  | 7     | 4  |    | 4     |

## HALF-CENTURY SCORERS

|   | Player         | Grade  | Runs |
|---|----------------|--------|------|
| 1 | Genevieve Bond | U12/13 | 76   |
| 2 | Sofi Maddox    | U12/13 | 68*  |
| 4 | Abby Harris    | U12/13 | 54*  |



Juniors Presentation Day at the VDCC Clubhouse

# **PLAYER STATISTICS – JUNIOR GRADES U11 - OPEN**

## **GENERAL NOTE RE STATISTICS & RECORDS**

Please note that all tables are based on team abstracts or MyCricket entries submitted by team volunteers. Care has been taken by these volunteers to help the club publish accurate tables but we apologise for any errors or omissions.

## **NOTE RE CHANGES OF STATS FORMATS THIS SEASON**

Due to changes to how the player stats were collected and treated this season, we cannot provide team-based stats this year. We apologise for this inconvenience and have listed all players from U11 to U17 in surname alphabetical order per age group. For U8 to U10, stats are not listed but all players, coaches and managers are listed.

## **OPEN DIVISION BATTING (1 team/12 players)**

| <b>Player</b>       | <b>Innings</b> | <b>Not Outs</b> | <b>Best Score</b> | <b>Runs</b> | <b>Average</b> | <b>Catches</b> | <b>Stumpings</b> | <b>Run Outs</b> |
|---------------------|----------------|-----------------|-------------------|-------------|----------------|----------------|------------------|-----------------|
| Cope, Samuel W      | 5              | -               | 29                | 86          | 17.2           | 4              | -                | 1               |
| Cowley, Emrys W     | 3              | -               | 10                | 18          | 6              | 2              | -                | -               |
| Eddy, Thomas M      | 5              | -               | 15                | 35          | 7              | 2              | -                | -               |
| Gonzalez, Maximus X | 4              | 1               | 29                | 97          | 32.33          | 2              | -                | -               |
| Hine, Eamon P       | 4              | 1               | 17                | 49          | 16.33          | -              | -                | 1               |
| McLachlan, Lewis    | 5              | 1               | 41                | 89          | 22.25          | 1              | -                | -               |
| Murdoch, Chris W    | 4              | 1               | 9                 | 10          | 3.33           | 1              | -                | -               |
| Poulos, Ari J       | 5              | 1               | 22                | 40          | 10             | 1              | -                | -               |
| Roach, Matthew J    | 5              | 2               | 26                | 75          | 25             | -              | -                | -               |
| Shannon, Julian L   | 5              | -               | 21                | 34          | 6.8            | 2              | -                | -               |
| Torrance, Samuel J  | 3              | -               | 45                | 71          | 23.66          | 2              | -                | -               |
| Walker, Declan J    | 5              | 1               | 92                | 156         | 39             | 3              | -                | -               |

## **OPEN DIVISION BOWLING (1 team/12 players)**

| <b>Player</b>       | <b>Overs</b> | <b>Maidens</b> | <b>Runs</b> | <b>Wickets</b> | <b>Best</b> | <b>Average</b> |
|---------------------|--------------|----------------|-------------|----------------|-------------|----------------|
| Cope, Samuel W      | 32           | 7              | 81          | 3              | 2/25        | 27.00          |
| Cowley, Emrys W     | 39.5         | 1              | 181         | 11             | 4/7         | 16.45          |
| Eddy, Thomas M      | 10           | -              | 57          | -              | -           | -              |
| Gonzalez, Maximus X | 28           | 4              | 90          | 2              | 1/27        | 45.00          |
| Hine, Eamon P       | 19           | -              | 95          | 4              | 1/12        | 23.75          |
| McLachlan, Lewis    | 12           | 1              | 61          | 1              | 1/6         | 61.00          |
| Murdoch, Chris W    | 17           | 2              | 79          | -              | -           | -              |
| Poulos, Ari J       | 1            | -              | 13          | -              | -           | -              |
| Roach, Matthew J    | 27.3         | 6              | 82          | 6              | 4/9         | 13.67          |
| Shannon, Julian L   | 23           | 3              | 116         | 7              | 3/20        | 16.57          |
| Torrance, Samuel J  | 18           | 3              | 73          | 3              | 1/9         | 24.33          |
| Walker, Declan J    | 16           | 1              | 86          | 3              | 2/20        | 28.67          |

### UNDER 15 BATTING (5 teams/60 players)

| Player                  | Innings | Not Outs | Best Score | Runs | Average | Catches | Stumpings | Run Outs |
|-------------------------|---------|----------|------------|------|---------|---------|-----------|----------|
| Adams, Griffith T       | 6       | 1        | 25         | 52   | 10.4    | -       | -         | -        |
| Anderson, Ryley P       | 4       | -        | 40         | 55   | 13.75   | 3       | -         | -        |
| Athanasellis, Daniel C  | 5       | -        | 76         | 148  | 29.6    | 5       | -         | -        |
| Backstrom, Edward P     | 5       | 2        | 116        | 247  | 82.33   | 2       | -         | -        |
| Barker, Harry G         | 3       | -        | 6          | 10   | 3.33    | 4       | -         | 3        |
| Bodimeade, Alec D       | 5       | 2        | 25         | 69   | 23      | -       | -         | -        |
| Buchan, Louie D         | 5       | -        | 2          | 3    | 0.6     | -       | -         | -        |
| Chandler, Max R         | 4       | 2        | 12         | 27   | 13.5    | -       | -         | -        |
| Chapman, Harry S        | 3       | 2        | 2          | 2    | 2       | -       | -         | -        |
| Chapman, Lachlan E      | 3       | -        | 4          | 6    | 2       | -       | -         | -        |
| Chapman, William J      | 5       | 1        | 26         | 84   | 21      | -       | -         | -        |
| Curtis, Finn C          | 5       | 2        | 5          | 8    | 2.67    | -       | -         | -        |
| Davis, Oscar J          | 6       | -        | 32         | 66   | 11      | -       | -         | -        |
| Evans, Max H            | 3       | -        | 4          | 11   | 3.67    | 2       | -         | -        |
| Feltham, Mackenzie G    | 4       | 2        | 38         | 101  | 50.5    | 2       | -         | -        |
| Fitzgerald, Connor V    | 3       | 1        | 12         | 23   | 11.5    | -       | -         | -        |
| Ford, Lachlan           | 6       | 2        | 127        | 273  | 68.25   | -       | -         | -        |
| Furnell, Luke A         | 5       | 1        | 40         | 48   | 12      | -       | -         | -        |
| Ganter, Joseph C        | 4       | -        | 7          | 12   | 3       | 4       | -         | -        |
| Hall-Pearce, Innes E    | 6       | 2        | 108        | 209  | 52.25   | -       | -         | -        |
| Halliday, Archer E      | 5       | 2        | 61         | 190  | 63.33   | 3       | -         | 2        |
| Hallion, Jack R         | 5       | -        | 9          | 28   | 5.6     | -       | -         | -        |
| Heading, Thomas W       | 5       | 1        | 67         | 169  | 42.25   | -       | -         | -        |
| Hogarth, Mathew         | 4       | 1        | 8          | 12   | 4       | 2       | -         | 1        |
| Honan, Indy M           | 5       | 3        | 26         | 40   | 20      | -       | -         | -        |
| Jackson, William C      | 5       | -        | 16         | 34   | 6.8     | -       | -         | -        |
| Jameson, Tyler M        | 5       | 1        | 9          | 11   | 2.75    | -       | -         | -        |
| Keir, Oscar W           | 5       | -        | 32         | 36   | 7.2     | -       | -         | -        |
| L'Estrange, James G     | 5       | -        | 6          | 10   | 2       | -       | -         | -        |
| Labrom, Mitch H         | 5       | 1        | 21         | 48   | 12      | -       | -         | -        |
| Lanigan, Ben T          | 5       | 2        | 37         | 89   | 29.67   | 1       | -         | 1        |
| Lavis, Cameron W        | 3       | -        | 44         | 97   | 32.33   | -       | -         | -        |
| Lynch, Hayden           | 5       | -        | 5          | 9    | 1.8     | -       | -         | -        |
| MacGibbon, Alexander    | 2       | -        | 83         | 92   | 46      | -       | -         | -        |
| Magee, Thomas P         | 4       | 1        | 39         | 97   | 32.33   | 4       | -         | -        |
| Mehta, Parth P          | 3       | 1        | 36         | 69   | 34.5    | 4       | -         | -        |
| Meutermans, Thomas J    | 5       | 2        | 44         | 53   | 17.67   | -       | -         | -        |
| Miller, Nicholas D      | 5       | 2        | 58         | 140  | 46.67   | 1       | -         | 1        |
| Mower, Oscar F          | 4       | 1        | 19         | 37   | 12.33   | 3       | -         | -        |
| Mower, Teddie B         | 3       | 1        | 3          | 4    | 2       | 2       | -         | -        |
| O'Connell, Riley F      | 4       | 1        | 8          | 24   | 8       | 2       | -         | -        |
| O'Neill, Jack P         | 5       | 1        | 77         | 158  | 39.5    | 2       | -         | -        |
| Payne, Zak H            | 4       | 1        | 49         | 123  | 41      | 1       | -         | -        |
| Pearn, Angus T          | 4       | -        | 23         | 67   | 16.75   | -       | -         | -        |
| Petersen, William P     | 6       | 1        | 15         | 27   | 5.4     | -       | -         | -        |
| Petrie, Hunter W        | 5       | 2        | 30         | 61   | 20.33   | -       | -         | -        |
| Roden-Cohen, Benjamin E | 4       | 2        | 51         | 113  | 56.5    | 1       | -         | -        |
| Ross, Finlay A          | 5       | -        | 5          | 7    | 1.4     | -       | -         | -        |
| Ryan, Charlie T         | 5       | 1        | 22         | 49   | 12.25   | 1       | -         | -        |
| Sciacca, Luke           | 4       | 2        | 4          | 4    | 2       | 3       | -         | -        |
| Siddle, Tom O           | 5       | -        | 12         | 29   | 5.8     | -       | -         | -        |
| Smith, Billy R          | 5       | 2        | 11         | 22   | 7.33    | -       | -         | -        |
| Spencer, Hayden W       | 4       | 1        | 55         | 89   | 29.67   | -       | -         | -        |
| Stanes, Angus D         | 6       | 1        | 9          | 20   | 4       | -       | -         | -        |
| Tait, Christian G       | 4       | 1        | 12         | 29   | 9.67    | 2       | -         | -        |
| Thomas, Callum J        | 4       | 1        | 5          | 9    | 3       | 2       | 2         | -        |
| Treston, Liam S         | 4       | 1        | 27         | 66   | 22      | 1       | -         | -        |
| Waite, Samuel W         | 3       | -        | 38         | 44   | 14.67   | 3       | -         | -        |
| Watt, Archie L          | 3       | -        | 18         | 33   | 11      | 1       | -         | -        |
| Young, Danny M          | 7       | 4        | 56         | 284  | 94.67   | 2       | -         | -        |


### UNDER 15 BOWLING (5 teams/60 players)

| Player                  | Overs | Maidens | Runs | Wickets | Best | Average |
|-------------------------|-------|---------|------|---------|------|---------|
| Adams, Griffith T       | 20    | 3       | 81   | 4       | 2/18 | 20.25   |
| Anderson, Ryley P       | 25    | 6       | 71   | 6       | 2/21 | 11.83   |
| Athanasellis, Daniel C  | 14.1  | -       | 89   | 5       | 1/4  | 17.80   |
| Backstrom, Edward P     | 14.3  | 3       | 36   | 6       | 4/10 | 6.00    |
| Barker, Harry G         | 31    | 5       | 106  | 9       | 4/2  | 11.78   |
| Bodimeade, Alec D       | 17    | 3       | 59   | 2       | 1/1  | 29.50   |
| Buchan, Louie D         | 28    | 3       | 128  | 8       | 3/26 | 16.00   |
| Chandler, Max R         | 17    | 3       | 77   | 2       | 1/11 | 38.50   |
| Chapman, Harry S        | 25    | 8       | 60   | 5       | 3/12 | 12.00   |
| Chapman, Lachlan E      | 8     | 2       | 35   | -       | 0/5  | -       |
| Curtis, Finn C          | 13    | -       | 60   | -       | 0/10 | -       |
| Davis, Oscar J          | 10    | -       | 54   | -       | 0/22 | -       |
| Evans, Max H            | 18    | 1       | 91   | 1       | 1/23 | 91.00   |
| Feltham, Mackenzie G    | 22    | 3       | 88   | 7       | 3/21 | 12.57   |
| Fitzgerald, Connor V    | 17    | 1       | 78   | 4       | 2/5  | 19.50   |
| Ford, Lachlan           | 20    | 2       | 83   | 2       | 1/18 | 41.50   |
| Furnell, Luke A         | 27    | 6       | 67   | 2       | 1/16 | 33.50   |
| Ganter, Joseph C        | 2     | -       | 20   | 1       | 1/16 | 20.00   |
| Hall-Pearce, Innes E    | 10    | 3       | 75   | 3       | 3/36 | 25.00   |
| Halliday, Archer E      | 21    | 5       | 85   | 3       | 2/9  | 28.33   |
| Hallion, Jack R         | 11.4  | 1       | 51   | 4       | 2/12 | 12.75   |
| Heading, Thomas W       | 18    | 1       | 80   | 2       | 1/23 | 40.00   |
| Hogarth, Mathew         | 21    | 3       | 108  | 6       | 3/39 | 18.00   |
| Honan, Indy M           | 11    | -       | 70   | 4       | 3/15 | 17.50   |
| Jackson, William C      | 7     | -       | 19   | -       | 0/2  | -       |
| Jameson, Tyler M        | 8     | -       | 42   | -       | 0/23 | -       |
| Keir, Oscar W           | 3     | -       | 8    | -       | 0/8  | -       |
| L'Estrange, James G     | 5     | -       | 30   | -       | 0/9  | -       |
| Labrom, Mitch H         | 8     | 2       | 33   | -       | 0/16 | -       |
| Lanigan, Ben T          | 16    | 8       | 28   | 4       | 1/4  | 7.00    |
| Lavis, Cameron W        | 5     | -       | 40   | -       | 0/19 | -       |
| Lynch, Hayden           | 3     | -       | 10   | -       | 0/10 | -       |
| MacGibbon, Alexander    | 6     | 1       | 15   | 3       | 3/15 | 5.00    |
| Magee, Thomas P         | 19    | 2       | 65   | 3       | 2/17 | 21.67   |
| Mehta, Parth P          | 34    | 11      | 100  | 6       | 2/11 | 16.67   |
| Meutermans, Thomas J    | 13.2  | 1       | 53   | 2       | 1/10 | 26.50   |
| Miller, Nicholas D      | 10    | -       | 77   | 3       | 2/24 | 25.67   |
| Mower, Oscar F          | 15    | 1       | 51   | 2       | 2/7  | 25.50   |
| Mower, Teddie B         | 18.2  | 2       | 91   | 2       | 1/21 | 45.50   |
| O'Connell, Riley F      | 20    | 6       | 60   | 1       | 1/4  | 60.00   |
| Payne, Zak H            | 25.5  | 2       | 117  | 5       | 3/15 | 23.40   |
| Pearn, Angus T          | 21    | 5       | 65   | 4       | 2/16 | 16.25   |
| Petersen, William P     | 1     | 1       | -    | -       | 0/0  | -       |
| Petrie, Hunter W        | 12    | 1       | 52   | 1       | 1/17 | 52.00   |
| Roden-Cohen, Benjamin E | 10    | 1       | 52   | 1       | 1/10 | 52.00   |
| Ross, Finlay A          | 10    | 1       | 50   | -       | 0/14 | -       |
| Ryan, Charlie T         | 4     | 2       | 8    | -       | 0/4  | -       |
| Sciacca, Luke           | 33    | 9       | 101  | 8       | 2/12 | 12.63   |
| Siddle, Tom O           | 19    | 4       | 54   | 3       | 2/18 | 18.00   |
| Smith, Billy R          | 16    | 4       | 80   | 4       | 2/13 | 20.00   |
| Spencer, Hayden W       | 1     | -       | 9    | 2       | 2/9  | 4.50    |
| Stanes, Angus D         | 14.1  | 4       | 52   | 3       | 3/14 | 17.33   |
| Tait, Christian G       | 26    | 6       | 79   | 3       | 2/7  | 26.33   |
| Thomas, Callum J        | 2     | 1       | 3    | 1       | 1/3  | 3.00    |
| Treston, Liam S         | 14    | -       | 70   | 3       | 1/10 | 23.33   |
| Waite, Samuel W         | 24    | 9       | 50   | 7       | 3/21 | 7.14    |
| Watt, Archie L          | 12    | 2       | 63   | 4       | 3/37 | 15.75   |
| Young, Danny M*         | 18    | 6       | 50   | 3       | 2/19 | 16.67   |
| Young, Danny M*         | 7     | 1       | 17   | 3       | 3/17 | 5.67    |

\*Played in two teams





## UNDER 15 ORANGE JUNIOR PREMIERSHIP TEAM



# VALLEY DISTRICT CRICKET CLUB

KEEPING YOUTH BUSY IN SPORT






### UNDER 15 ORANGE 2016-17


Front Row (L-R): Archie Watt, Connor Fitzgerald, Thomas Magee, Max Evans, Cameron Lavis, Callum Thomas, Liam Treston  
 Second Row (L-R): Geoff Waite (Manager), Mathew Hogarth, Zak Payne, Samuel Waite, Riley O'Connell, Ben Roden-Cohen  
 (Insert: Jason Magee (Coach))


## UNDER 15 BLUE PREMIERSHIP TEAM



# VALLEY DISTRICT CRICKET CLUB

KEEPING YOUTH BUSY IN SPORT





### UNDER 15 BLUE 2016-17

Front Row (L-R): Teddie Mower, Oscar Mower, Daniel Athanasellis, Parth Mehta, Nicholas Miller, Christian Tait, Alec Bodimeade  
 Second Row (L-R): Zoyrese Conoplia (Coach), Luke Sciacca, Harry Barker, Ryley Anderson, Mackenzie Feltham, Archer Halliday, Jeremy Barker (Manager)  
 (Absent: Brett Halliday (Asst Coach))

## UNDER 14 BATTING (5 teams/63 players)

| Player               | Innings | Not Outs | Best Score | Runs | Average | Catches | Stumpings | Run Outs |
|----------------------|---------|----------|------------|------|---------|---------|-----------|----------|
| Andersen, Jacob H    | 3       | -        | 6          | 6    | 2.00    | -       | -         | -        |
| Anderson, Jacob      | 1       | -        | -          | -    | 0.00    | -       | -         | -        |
| Appleyard, Tom N     | 6       | 1        | 19         | 51   | 10.20   | -       | -         | -        |
| Apps, Fergal J       | 6       | 1        | 13         | 35   | 7.00    | 1       | -         | -        |
| Bacon, Liam S        | 5       | -        | 27         | 52   | 10.40   | 1       | -         | -        |
| Barwell, Jaxon B     | 5       | 2        | 45         | 100  | 33.33   | 1       | -         | -        |
| Berndt, Mitchell T   | 2       | -        | 30         | 51   | 25.50   | -       | 1         | -        |
| Bidgood, Hilton      | 5       | -        | 33         | 82   | 16.40   | 3       | -         | -        |
| Bradford, Nicholas   | 6       | 3        | 50         | 157  | 52.33   | 3       | 1         | -        |
| Clarke, James L      | 3       | -        | 6          | 9    | 3.00    | -       | -         | 1        |
| Cope, Dylan J        | 6       | 1        | 21         | 77   | 15.40   | 3       | -         | -        |
| Curnow, Max A        | 6       | 1        | 22         | 42   | 8.40    | 1       | -         | 1        |
| Duke, Edin M         | 5       | -        | 11         | 22   | 4.40    | -       | -         | 1        |
| Eason, Jackson       | 5       | 4        | 30         | 68   | 68.00   | -       | -         | -        |
| Eddy, Daniel J       | 2       | 1        | 10         | 10   | 10.00   | 2       | -         | -        |
| Eldridge, Jack W     | 2       | -        | -          | -    | 0.00    | -       | -         | -        |
| Ferry, Jeb Angus J   | 3       | -        | 22         | 34   | 11.33   | -       | -         | -        |
| Fischer, Thomas I    | 6       | 2        | 28         | 59   | 14.75   | 3       | -         | -        |
| Forbes, Campbell R   | 5       | -        | 10         | 31   | 6.20    | -       | -         | 1        |
| Forster, Harry J     | 5       | 1        | 56         | 140  | 35.00   | 1       | -         | 1        |
| Grace, Riley J       | 6       | 1        | 35         | 106  | 21.20   | 2       | -         | -        |
| Grimson, James D     | 4       | 2        | 20         | 52   | 26.00   | 1       | -         | 1        |
| Gudgeon, Jackson M   | 5       | -        | 8          | 9    | 1.80    | 1       | -         | -        |
| Gulliver, Heath J    | 5       | 1        | 28         | 47   | 11.75   | 2       | -         | 1        |
| Hammond, Darcy M     | 4       | 2        | 31         | 37   | 18.50   | 1       | -         | 1        |
| Harding, Nathan C    | 6       | 1        | 16         | 63   | 12.60   | 5       | 1         | -        |
| Hindman, Harvey      | 4       | -        | 9          | 11   | 2.75    | 1       | -         | -        |
| Hobart, Lachlan J    | 2       | -        | 5          | 5    | 2.50    | 1       | -         | -        |
| Hosking, Angus       | 5       | 1        | 55         | 99   | 24.75   | 3       | -         | -        |
| Hull, Harry N        | 5       | 2        | 49         | 107  | 35.67   | 1       | -         | -        |
| Hunter, Harry K      | 4       | 2        | 23         | 44   | 22.00   | -       | -         | -        |
| Hynes, Will V        | 3       | 1        | 9          | 18   | 9.00    | 3       | -         | -        |
| Jeh, Zanden          | 5       | 3        | 25         | 52   | 26.00   | 1       | -         | -        |
| Jones, Samuel M      | 4       | -        | 5          | 6    | 1.50    | -       | -         | -        |
| King, Oliver P       | 3       | 1        | 10         | 13   | 6.50    | 2       | -         | -        |
| Lewis, Darcy W       | 2       | 1        | 59         | 59   | 59.00   | -       | -         | -        |
| Lyons, Harry R       | 4       | 1        | 50         | 71   | 23.67   | -       | -         | -        |
| Mainey, Lachlan J    | 4       | -        | 18         | 25   | 6.25    | 3       | -         | -        |
| Marshall, Alexander  | 5       | 1        | 39         | 127  | 31.75   | 1       | -         | 2        |
| Matheson, Daniel M   | 5       | -        | 75         | 148  | 29.60   | -       | -         | 1        |
| McClure, Joel M      | 4       | 1        | 8          | 17   | 5.67    | 2       | 2         | -        |
| McGill, Luke M       | 5       | 1        | 28         | 48   | 12.00   | 1       | -         | -        |
| Mellick, George P    | 5       | 1        | 8          | 20   | 5.00    | -       | -         | -        |
| Muir, Nicholas A     | 5       | 1        | 53         | 147  | 36.75   | -       | -         | -        |
| Murdoch, Ben D       | 5       | 3        | 81         | 133  | 66.50   | -       | -         | 1        |
| Nair, Krishna M      | 4       | -        | 7          | 14   | 3.50    | 1       | -         | -        |
| Nielsen, Max J       | 2       | -        | 20         | 20   | 10.00   | 2       | -         | -        |
| Nielson, Ben P       | 5       | 3        | 57         | 128  | 64.00   | 3       | -         | 1        |
| O'Neill, Jesse R     | 5       | 1        | 48         | 174  | 43.50   | 3       | -         | -        |
| Pearce, Patrick W    | 3       | 1        | 20         | 20   | 10.00   | -       | -         | -        |
| Pennisi, Zachary A   | 6       | -        | 6          | 16   | 2.67    | -       | -         | -        |
| Raju, Sanjeev N      | 5       | 2        | -          | -    | 0.00    | -       | -         | -        |
| Schulze, Robert M    | 4       | -        | 6          | 11   | 2.75    | 1       | -         | -        |
| Searle, Mitchell J   | 5       | 1        | 18         | 31   | 7.75    | -       | -         | -        |
| Shay, Nicholas J     | 4       | 1        | 14         | 25   | 8.33    | 1       | -         | -        |
| Smith, Ethan J       | 2       | -        | 8          | 8    | 4.00    | -       | -         | -        |
| Steedman, Lachlan G  | 4       | 2        | 10         | 23   | 11.50   | -       | -         | -        |
| Toy-Wagner, Liam A   | 5       | -        | 22         | 59   | 11.80   | -       | -         | -        |
| Urquhart, Ned O      | 6       | 1        | 8          | 22   | 4.40    | 2       | -         | -        |
| West, James B        | 2       | -        | 5          | 6    | 3.00    | 2       | -         | -        |
| Whitten, Harrison B  | 4       | 1        | 63         | 105  | 35.00   | 2       | -         | 3        |
| Wilkinson, Charles H | 5       | 1        | 9          | 22   | 5.50    | -       | -         | -        |
| Zanardo, Noah X      | 2       | 2        | 3          | 5    | -       | -       | -         | -        |

## UNDER 14 BOWLING (5 teams/63 players)

| Player               | Overs | Maidens | Runs | Wickets | Best | Average |
|----------------------|-------|---------|------|---------|------|---------|
| Andersen, Jacob H    | 6     | 2       | 10   | 3       | 2/6  | 3.33    |
| Appleyard, Tom N     | 20    | 4       | 42   | 1       | 1/12 | 42.00   |
| Apps, Fergal J       | 14    | 1       | 51   | 4       | 4/11 | 12.75   |
| Bacon, Liam S        | 20    | 5       | 37   | 5       | 2/21 | 7.40    |
| Barwell, Jaxon B     | 12    | -       | 70   | 2       | 2/10 | 35.00   |
| Berndt, Mitchell T   | 1     | -       | 14   | -       | -    | -       |
| Bidgood, Hilton      | 25.3  | 9       | 42   | 9       | 3/3  | 4.67    |
| Bradford, Nicholas   | 19    | 2       | 75   | 2       | 2/36 | 37.50   |
| Clarke, James L      | 15    | 1       | 57   | 4       | 3/18 | 14.25   |
| Cope, Dylan J        | 18    | 2       | 71   | 3       | 2/20 | 23.67   |
| Cumow, Max A         | 7     | -       | 51   | 1       | 1/16 | 51.00   |
| Duke, Edin M         | 19    | 2       | 39   | 4       | 1/6  | 9.75    |
| Eason, Jackson       | 27    | 2       | 119  | 3       | 1/15 | 39.67   |
| Eddy, Daniel J       | 15    | 1       | 68   | 1       | 1/3  | 68.00   |
| Eldridge, Jack W     | 8     | -       | 52   | -       | -    | -       |
| Ferry, Jeb Angus J   | 7     | -       | 35   | 1       | 1/24 | 35.00   |
| Forbes, Campbell R   | 20    | 3       | 99   | 4       | 3/28 | 24.75   |
| Forster, Harry J     | 23    | 2       | 101  | 3       | 3/10 | 33.67   |
| Grace, Riley J       | 20    | 1       | 82   | 1       | 1/22 | 82.00   |
| Grimson, James D     | 13    | 4       | 85   | -       | 0/14 | -       |
| Gudgeon, Jackson M   | 16    | 1       | 57   | 1       | 1/12 | 57.00   |
| Gulliver, Heath J    | 25    | 4       | 102  | 5       | 2/16 | 20.40   |
| Hammond, Darcy M     | 13    | 3       | 32   | 2       | 1/10 | 16.00   |
| Harding, Nathan C    | 3     | 1       | 3    | -       | -    | -       |
| Hindman, Harvey      | 11    | -       | 43   | 1       | 1/30 | 43.00   |
| Hobart, Lachlan J    | 11    | 1       | 113  | 4       | 1/17 | 28.25   |
| Hosking, Angus       | 6     | 1       | 31   | 3       | 1/6  | 10.33   |
| Hull, Harry N        | 19    | 4       | 35   | 2       | 1/5  | 17.50   |
| Hunter, Harry K      | 17    | 3       | 43   | 2       | 1/8  | 21.50   |
| Hynes, Will V        | 17    | -       | 71   | 3       | 1/13 | 23.67   |
| Jeh, Zanden          | 13    | 5       | 25   | -       | -    | -       |
| Jones, Samuel M      | 3     | -       | 33   | -       | -    | -       |
| King, Oliver P       | 12    | 2       | 65   | 1       | 1/16 | 65.00   |
| Lewis, Darcy W       | 2     | -       | 20   | -       | 0/20 | -       |
| Lyons, Harry R       | 7     | 2       | 18   | -       | -    | -       |
| Mainey, Lachlan J    | 3     | -       | 11   | -       | -    | -       |
| Marshall, Alexander  | 18    | 3       | 53   | 6       | 3/14 | 8.83    |
| Matheson, Daniel M   | 11    | -       | 43   | 3       | 2/10 | 14.33   |
| McClure, Joel M      | 8     | -       | 22   | 2       | 1/9  | 11.00   |
| McGill, Luke M       | 16    | 2       | 63   | 2       | 2/29 | 31.50   |
| Mellick, George P    | 13    | -       | 48   | -       | 0/10 | -       |
| Muir, Nicholas A     | 23.4  | 2       | 101  | 6       | 2/21 | 16.83   |
| Murdoch, Ben D       | 22    | 4       | 78   | -       | -    | -       |
| Nair, Krishna M      | 22.2  | 12      | 32   | 5       | 3/0  | 6.40    |
| Nielsen, Max J       | 8.4   | 2       | 12   | 3       | 3/7  | 4.00    |
| Nielson, Ben P       | 27    | 5       | 64   | 3       | 2/20 | 21.33   |
| O'Neill, Jesse R     | 22    | 3       | 80   | 1       | 1/12 | 80.00   |
| Pearce, Patrick W    | 3     | -       | 6    | -       | -    | -       |
| Pennisi, Zachary A   | 12    | -       | 64   | 1       | 1/16 | 64.00   |
| Raju, Sanjeev N      | 11    | -       | 57   | -       | 0/11 | -       |
| Schulze, Robert M    | 25.2  | 1       | 88   | 5       | 3/20 | 17.60   |
| Searle, Mitchell J   | 27    | 1       | 128  | 3       | 2/32 | 42.67   |
| Shay, Nicholas J     | 17    | 3       | 48   | -       | 0/3  | -       |
| Smith, Ethan J       | 21    | 2       | 144  | 4       | 2/22 | 36.00   |
| Steedman, Lachlan G  | 14    | -       | 83   | 2       | 2/22 | 41.50   |
| Toy-Wagner, Liam A   | 24    | 3       | 95   | 3       | 2/16 | 31.67   |
| Urquhart, Ned O      | 4     | -       | 21   | -       | -    | -       |
| West, James B        | 14    | -       | 87   | -       | 0/12 | -       |
| Whitten, Harrison B  | 31    | 8       | 77   | 6       | 2/15 | 12.83   |
| Wilkinson, Charles H | 17    | 2       | 72   | 3       | 2/18 | 24.00   |
| Zanardo, Noah X      | 26    | 4       | 89   | 4       | 2/13 | 22.25   |

## UNDER 13 BATTING (10 teams/112 players)

| Player                  | Innings | Not Outs | Best Score | Runs | Average | Catches | Stumpings | Run Outs |
|-------------------------|---------|----------|------------|------|---------|---------|-----------|----------|
| Anderson, Jacob         | 5       | 3        | 54         | 167  | 83.50   | 4       | -         | 2        |
| Anderson, Toby L        | 5       | 1        | 22         | 64   | 16.00   | 2       | -         | -        |
| Atkinson, Byron         | 11      | 5        | 50         | 178  | 29.67   | -       | -         | 5        |
| Barbieri Yates, Lucio G | 5       | -        | 6          | 13   | 2.60    | -       | -         | 1        |
| Barwell, Jaxon B        | 1       | 1        | 9          | 9    | -       | -       | -         | -        |
| Barwick, Ashton         | 12      | 4        | 38         | 138  | 17.25   | 1       | -         | 1        |
| Bell, Henry             | 4       | -        | 3          | 3    | 0.75    | -       | -         | 1        |
| Bennett, Jakub J        | 5       | 1        | 34         | 78   | 19.50   | 5       | -         | -        |
| Benson, Jasper A        | 5       | 3        | 43         | 106  | 53.00   | -       | -         | -        |
| Bergman, Charlie A      | 6       | 2        | 25         | 62   | 15.50   | 5       | -         | -        |
| Black, Harrison T       | 5       | -        | 4          | 10   | 2.00    | -       | -         | 1        |
| Bland, Lincoln S        | 4       | 3        | 20         | 40   | 40.00   | 1       | -         | -        |
| Brislan, Dante R        | 11      | 2        | 15         | 58   | 6.44    | 1       | -         | -        |
| Burg, Oscar J           | 5       | 1        | 19         | 45   | 11.25   | 2       | -         | -        |
| Callaway, Spencer       | 7       | 1        | 23         | 69   | 11.50   | 3       | -         | -        |
| Carr-Brown, Louie N     | 5       | 2        | 14         | 35   | 11.67   | -       | -         | 1        |
| Cassidy, Harry James J  | 6       | 4        | 1          | 3    | 1.50    | 3       | -         | -        |
| Chapman, Eddie B        | 4       | 1        | 35         | 56   | 18.67   | 1       | -         | -        |
| Chapman, Ethan J        | 4       | -        | 2          | 6    | 1.50    | -       | -         | -        |
| Chapman, James F        | 5       | -        | 52         | 71   | 14.20   | -       | -         | -        |
| Coleman, Michael T      | 5       | 1        | 2          | 5    | 1.25    | 1       | -         | -        |
| Cotton, Harold          | 7       | 1        | 15         | 42   | 7.00    | -       | -         | 1        |
| Cowley, Anselm E        | 4       | 1        | 16         | 30   | 10.00   | -       | -         | -        |
| Curr, William C         | 7       | -        | 18         | 45   | 6.43    | 1       | -         | -        |
| Dangerfield, Bailey J   | 6       | 1        | 35         | 68   | 13.60   | -       | -         | -        |
| Deacon, Zeke M          | 5       | 1        | 30         | 45   | 11.25   | 1       | -         | -        |
| Dent, William H         | 5       | 1        | 51         | 123  | 30.75   | 6       | -         | 1        |
| Dutton, Harry           | 6       | 1        | 19         | 26   | 5.20    | 3       | -         | 1        |
| Edwards, Perry V        | 10      | -        | 13         | 53   | 5.30    | 7       | -         | 1        |
| Ephraims, Kyle B        | 8       | 1        | 37         | 141  | 20.14   | -       | -         | 1        |
| Fagan, Lachie           | 9       | 2        | 11         | 26   | 3.71    | 1       | -         | -        |
| Ferrier, Ben J          | 8       | 1        | 20         | 97   | 13.86   | 1       | -         | 1        |
| Fewster, Jack R         | 5       | 1        | 30         | 68   | 17.00   | 3       | -         | -        |
| Fitzgerald, Daniel P    | 5       | 3        | 47         | 109  | 54.50   | 1       | -         | 1        |
| Fletcher, Samuel        | 7       | -        | 16         | 27   | 3.86    | -       | -         | -        |
| Foreman, Darcy          | 9       | 5        | 12         | 59   | 14.75   | -       | -         | -        |
| Forster, Harry J        | 1       | 1        | 1          | 1    | -       | 1       | -         | -        |
| Foxlee, Conor N         | 5       | 1        | 32         | 69   | 17.25   | 3       | 2         | -        |
| France, Henry J         | 5       | 1        | 4          | 8    | 2.00    | -       | -         | -        |
| Furnell, Joel L         | 5       | 1        | 42         | 87   | 21.75   | 3       | -         | 2        |
| Galvin, Joseph H        | 7       | -        | 21         | 72   | 10.29   | -       | -         | 1        |
| Gant, Matthew T         | 8       | 2        | 20         | 59   | 9.83    | 2       | -         | 1        |
| Giess, Ned W            | 6       | 1        | 3          | 8    | 1.60    | -       | -         | -        |
| Gordon, Alexander J     | 6       | 3        | 18         | 46   | 15.33   | 4       | -         | -        |
| Hardy, Matthew K        | 10      | 1        | 18         | 44   | 4.89    | 1       | -         | -        |
| Henry, Alex L           | 5       | 1        | 37         | 74   | 18.50   | 2       | -         | 2        |
| Hoffman, Thomas J       | 5       | 2        | 35         | 119  | 39.67   | 1       | -         | -        |
| Horton, James R         | 6       | 1        | 19         | 48   | 9.60    | 2       | -         | -        |
| Hrstich, Max R          | 4       | -        | 17         | 39   | 9.75    | 1       | -         | -        |
| Hughes, Ryan -          | 7       | 2        | 31         | 102  | 20.40   | 5       | 4         | -        |
| Hunter, William K       | 5       | -        | 7          | 18   | 3.60    | 1       | -         | -        |
| Innes, Cale W           | 7       | -        | 8          | 24   | 3.43    | 2       | -         | -        |
| Jones, Thomas           | 8       | 1        | 7          | 21   | 3.00    | -       | -         | -        |
| Kelly, Clancy N         | 5       | -        | 44         | 80   | 16.00   | 1       | -         | -        |
| Kendall, Harvey C       | 8       | 1        | 16         | 48   | 6.86    | -       | -         | -        |
| Key, Jackson B          | 8       | 1        | 4          | 17   | 2.43    | 1       | -         | -        |
| Killen, Angus W         | 5       | 1        | 29         | 67   | 16.75   | 2       | -         | -        |
| Labrom, George L        | 5       | -        | 9          | 21   | 4.20    | 2       | -         | -        |
| Lansom, Matthew         | 7       | 2        | 38         | 97   | 19.40   | 3       | -         | -        |
| Lewis, Darcy W          | 5       | 2        | 105*       | 243  | 81.00   | 2       | -         | 1        |
| Lloyd, Simon            | 7       | -        | 7          | 24   | 3.43    | -       | -         | -        |
| Luongo, Sebastian B     | 5       | -        | 7          | 10   | 2.00    | 1       | -         | -        |
| Lynn, Daniel J          | 8       | 1        | 7          | 15   | 2.14    | 3       | -         | -        |
| Mackie, Cooper P        | 6       | 1        | 43         | 154  | 30.80   | 2       | -         | -        |
| Maddox, Sofi L          | 3       | 1        | 18         | 42   | 21.00   | 1       | -         | 1        |
| Maieronni, Eli R        | 6       | 1        | 77         | 153  | 30.60   | 2       | -         | 3        |
| McAuliffe, Jack O       | 5       | 1        | 22         | 47   | 11.75   | 1       | -         | -        |

## UNDER 13 BATTING continued

| Player                 | Innings | Not Outs | Best Score | Runs | Average | Catches | Stumpings | Run Outs |
|------------------------|---------|----------|------------|------|---------|---------|-----------|----------|
| McBride, Daniel J      | 4       | -        | 11         | 16   | 4.00    | 1       | -         | 1        |
| McCabe, Jack E         | 5       | 3        | 42         | 62   | 31.00   | -       | -         | -        |
| McGown, Archie R       | 5       | 1        | 8          | 22   | 5.50    | 1       | -         | -        |
| McIntyre, Finlay       | 9       | 2        | 23         | 88   | 12.57   | 2       | -         | -        |
| McKarzel, Nathan C     | -       | -        | -          | -    | -       | -       | -         | -        |
| Meutermans, Oscar W    | 5       | 1        | 36         | 50   | 12.50   | 5       | -         | 2        |
| Mills, Isaac N         | 5       | 2        | 59         | 198  | 66.00   | 1       | -         | -        |
| Mobbs, Max B           | 4       | 1        | 8          | 12   | 4.00    | 1       | -         | -        |
| Murphy, William        | 4       | 2        | 21         | 66   | 33.00   | 4       | -         | 1        |
| Newman, Patrick M      | 6       | 2        | 42         | 93   | 23.25   | 3       | -         | -        |
| Nowlan, Connor J       | 5       | 2        | 74         | 215  | 71.67   | 2       | -         | -        |
| O'Connell, Aidan P     | 4       | 2        | 59         | 144  | 72.00   | -       | -         | 3        |
| O'Rourke, Darcy T      | 4       | 1        | 13         | 17   | 5.67    | 2       | -         | -        |
| Panesar, Yuvraj Y      | 6       | 2        | 40         | 71   | 17.75   | -       | -         | 1        |
| Parkin, Jamieson T     | 4       | 1        | 16         | 34   | 11.33   | -       | -         | -        |
| Pfitzner, Thomas D     | 5       | 2        | 78         | 143  | 47.67   | 3       | -         | -        |
| Power, Freddie J       | 3       | -        | 5          | 5    | 1.67    | 1       | -         | -        |
| Price-Connolly, Jesse  | 4       | 3        | 11         | 30   | 30.00   | 2       | -         | -        |
| Price, Hunter W        | 8       | 3        | 52         | 106  | 21.20   | -       | -         | -        |
| Pye, Fraser J          | 4       | 2        | 17         | 29   | 14.50   | 1       | -         | 2        |
| Querido, Braden C      | 6       | 2        | 17         | 66   | 16.50   | 4       | -         | 2        |
| Raj, Eshaan D          | 4       | -        | 5          | 7    | 1.75    | -       | -         | 1        |
| Reinhold, Angus        | 4       | 1        | 16         | 24   | 8.00    | -       | -         | -        |
| Roachock, Benjamin J   | 4       | 1        | 10         | 25   | 8.33    | 1       | -         | -        |
| Roantree, Finian T     | 9       | 2        | 5          | 12   | 1.71    | 2       | -         | -        |
| Rogers, Oliver M       | 8       | 1        | 19         | 42   | 6.00    | 1       | -         | -        |
| Sawley, Maximilian R   | 5       | 1        | 24         | 49   | 12.25   | 2       | -         | -        |
| Schnitzerling, Louis A | 5       | 1        | 66         | 116  | 29.00   | 1       | -         | -        |
| Scriven, Tom A         | 6       | 1        | 8          | 27   | 5.40    | 2       | -         | -        |
| Sheedy, Will           | 5       | -        | 21         | 55   | 11.00   | 2       | -         | 1        |
| Sims, Charlie T        | 5       | -        | 17         | 31   | 6.20    | 2       | -         | 2        |
| Sones, Louis D         | 5       | 2        | 33         | 39   | 13.00   | 1       | -         | -        |
| Sones, Sammy           | 1       | -        | 1          | 1    | 1.00    | -       | -         | -        |
| Spooner, Patrick W     | 5       | 1        | 40         | 59   | 14.75   | -       | -         | -        |
| Stephens, Tom P        | 3       | -        | 13         | 24   | 8.00    | 4       | -         | -        |
| Strachotta, Paul       | 6       | 1        | 19         | 52   | 10.40   | 2       | -         | -        |
| Thomas, Charlie        | 5       | 1        | 39         | 74   | 18.50   | -       | -         | -        |
| Tolhurst, Angus S      | 5       | 3        | 103        | 209  | 104.50  | 1       | 1         | -        |
| Treston, Dylan A       | 5       | 2        | 17         | 37   | 12.33   | 2       | -         | -        |
| Vandenberg, Oliver     | 6       | 1        | 28         | 46   | 9.20    | 1       | -         | -        |
| Watt, Louie G          | 5       | -        | 11         | 15   | 3.00    | 3       | -         | -        |
| Weibgen, Hugh D        | 5       | 4        | 139        | 317  | 317.00  | 6       | 8         | 1        |
| West, Tristan L        | 9       | 2        | 64         | 142  | 20.29   | 3       | -         | -        |
| White, Charlie D       | 5       | -        | 4          | 11   | 2.20    | 3       | -         | 1        |
| Willis, Cameron B      | 10      | 7        | 77         | 272  | 90.67   | 4       | -         | -        |
| Wright, Tom S          | 5       | -        | 5          | 9    | 1.80    | -       | -         | -        |
| Zahner, Max P          | 5       | 3        | 4          | 4    | 2.00    | -       | -         | -        |
| Zipf, Marcus G         | 5       | 2        | 51         | 70   | 23.33   | 4       | 2         | -        |

## UNDER 13 BOWLING (10 teams/112 players)

| Player                  | Overs | Maidens | Runs | Wickets | Best | Average |
|-------------------------|-------|---------|------|---------|------|---------|
| Anderson, Jacob         | 3     | 2       | 3    | -       | -    | -       |
| Anderson, Toby L        | 24    | 3       | 71   | 5       | 1/3  | 14.20   |
| Atkinson, Byron         | 20.1  | 2       | 102  | 4       | 2/15 | 25.50   |
| Barbieri Yates, Lucio G | 18.2  | -       | 104  | 3       | 3/12 | 34.67   |
| Barwell, Jaxon B        | 1     | -       | 8    | -       | -    | -       |
| Barwick, Ashton         | 23    | 3       | 79   | 3       | 1/8  | 26.33   |
| Bell, Henry             | 15    | 1       | 79   | 5       | 2/3  | 15.80   |
| Bennett, Jakub J        | 3.4   | -       | 27   | -       | -    | -       |
| Benson, Jasper A        | 14    | 2       | 63   | 1       | 1/12 | 63.00   |
| Bergman, Charlie A      | 17    | -       | 89   | 2       | 2/21 | 44.50   |
| Black, Harrison T       | 16.5  | 2       | 72   | -       | 0/7  | -       |
| Bland, Lincoln S        | 16    | -       | 58   | 4       | 2/23 | 14.50   |
| Brislan, Dante R        | 23    | 1       | 129  | 4       | 1/15 | 32.25   |
| Brislan, Dante R*       | 8     | 1       | 35   | 2       | 1/1  | 17.50   |
| Burg, Oscar J           | 26    | 4       | 74   | 2       | 2/0  | 37.00   |

## UNDER 13 BOWLING continued

| Player                 | Overs | Maidens | Runs | Wickets | Best | Average |
|------------------------|-------|---------|------|---------|------|---------|
| Callaway, Spencer      | 14    | 1       | 57   | 6       | 2/3  | 9.50    |
| Callaway, Spencer*     | 12    | -       | 91   | 1       | 1/26 | 91.00   |
| Carr-Brown, Louie N    | 14    | 1       | 63   | 2       | 1/2  | 31.50   |
| Cassidy, Harry James J | 18    | 1       | 114  | 2       | 1/28 | 57.00   |
| Chapman, Eddie B       | 17    | 3       | 57   | 2       | 1/8  | 28.50   |
| Chapman, Ethan J       | 21    | 1       | 107  | -       | 0/5  | -       |
| Chapman, James F       | 17    | 2       | 59   | 3       | 2/5  | 19.67   |
| Coleman, Michael T     | 14    | 1       | 70   | 1       | 1/19 | 70.00   |
| Cotton, Harold         | 23    | 6       | 76   | -       | 0/9  | -       |
| Cowley, Anselm E       | 9     | -       | 33   | 4       | 3/18 | 8.25    |
| Curr, William C        | 12    | 3       | 52   | 2       | 1/11 | 26.00   |
| Dangerfield, Bailey J  | 16    | -       | 116  | 2       | 2/38 | 58.00   |
| Deacon, Zeke M         | 16    | 2       | 77   | 1       | 1/32 | 77.00   |
| Dent, William H        | 31    | 5       | 96   | 4       | 2/14 | 24.00   |
| Dutton, Harry          | 23    | 3       | 95   | 5       | 2/15 | 19.00   |
| Edwards, Perry V       | 21    | 1       | 69   | 2       | 1/8  | 34.50   |
| Edwards, Perry V*      | 11    | 1       | 59   | -       | 0/16 | -       |
| Ephraims, Kyle B       | 25    | 4       | 88   | 2       | 1/5  | 44.00   |
| Fagan, Lachie          | 22.4  | 3       | 67   | 10      | 4/11 | 6.70    |
| Ferrier, Ben J         | 15.3  | 1       | 65   | 3       | 1/10 | 21.67   |
| Fewster, Jack R        | 14    | -       | 57   | 2       | 1/10 | 28.50   |
| Fitzgerald, Daniel P   | 24    | 5       | 90   | 2       | 1/4  | 45.00   |
| Fletcher, Samuel       | 22    | 3       | 73   | 3       | 3/13 | 24.33   |
| Foreman, Darcy         | 20    | 2       | 96   | 4       | 2/17 | 24.00   |
| Forster, Harry J       | 2     | -       | 7    | -       | -    | -       |
| Foxlee, Conor N        | 10    | 1       | 42   | -       | 0/6  | -       |
| France, Henry J        | 15.3  | 2       | 88   | 3       | 2/21 | 29.33   |
| Furnell, Joel L        | 23    | 1       | 71   | 7       | 3/18 | 10.14   |
| Galvin, Joseph H       | 16    | 1       | 91   | 6       | 3/21 | 15.17   |
| Gant, Matthew T        | 20.4  | 5       | 31   | 6       | 2/5  | 5.17    |
| Gant, Matthew T*       | 15    | 3       | 47   | 2       | 1/6  | 23.50   |
| Giess, Ned W           | 13    | 2       | 76   | 1       | 1/41 | 76.00   |
| Gordon, Alexander J    | 16    | -       | 62   | 3       | 2/23 | 20.67   |
| Hardy, Matthew K       | 14    | -       | 35   | 2       | 2/8  | 17.50   |
| Hardy, Matthew K*      | 11    | -       | 74   | 1       | 1/31 | 74.00   |
| Henry, Alex L          | 24    | 3       | 122  | 6       | 2/18 | 20.33   |
| Hoffman, Thomas J      | 22    | 3       | 74   | 6       | 2/6  | 12.33   |
| Horton, James R        | 15.3  | 2       | 54   | 2       | 1/16 | 27.00   |
| Hrstich, Max R         | 15    | 4       | 43   | 2       | 2/9  | 21.50   |
| Hughes, Ryan           | 4     | -       | 20   | 1       | 1/20 | 20.00   |
| Hunter, William K      | 7.3   | -       | 47   | -       | 0/7  | -       |
| Innes, Cale W          | 21    | -       | 133  | 6       | 3/28 | 22.17   |
| Jones, Thomas          | 9.1   | -       | 62   | 1       | 1/11 | 62.00   |
| Jones, Thomas*         | 10    | 1       | 60   | 3       | 1/9  | 20.00   |
| Kelly, Clancy N        | 20    | 6       | 53   | 4       | 1/1  | 13.25   |
| Kendall, Harvey C      | 10    | 2       | 34   | -       | 0/2  | -       |
| Key, Jackson B         | 20    | 36      | 139  | 2       | 1/22 | 69.50   |
| Killen, Angus W        | 27    | 2       | 128  | 3       | 1/16 | 42.67   |
| Labrom, George L       | 25    | 1       | 88   | 5       | 3/34 | 17.60   |
| Lansom, Matthew        | 21    | 1       | 76   | 1       | 1/14 | 76.00   |
| Lewis, Darcy W         | 33    | 7       | 115  | 11      | 4/26 | 10.45   |
| Lloyd, Simon           | 21    | 3       | 83   | 4       | 3/11 | 20.75   |
| Luongo, Sebastian B    | 18    | 1       | 72   | -       | -    | -       |
| Lynn, Daniel J         | 18    | -       | 99   | 3       | 2/21 | 33.00   |
| Mackie, Cooper P       | 13    | 1       | 42   | 1       | 1/14 | 42.00   |
| Maddox, Sofi L         | 10    | 2       | 39   | 4       | 2/3  | 9.75    |
| Maieron, Eli R         | 21    | 1       | 99   | 4       | 1/6  | 24.75   |
| McAuliffe, Jack O      | 30.3  | 6       | 124  | 5       | 2/6  | 24.80   |
| McBride, Daniel J      | 14    | -       | 97   | 1       | 1/50 | 97.00   |
| McCabe, Jack E         | 14.5  | 1       | 62   | 6       | 2/9  | 10.33   |
| McGown, Archie R       | 24.4  | 3       | 118  | 5       | 3/20 | 23.60   |
| McIntyre, Finlay       | 21    | 3       | 85   | 2       | 1/14 | 42.50   |
| McKarzel, Nathan C     | 3     | 2       | 1    | -       | 0/1  | -       |
| Mills, Isaac N         | 18.3  | 4       | 62   | 6       | 3/28 | 10.33   |
| Mobbs, Max B           | 19    | 1       | 82   | 4       | 1/7  | 20.50   |
| Murphy, William        | 18    | 1       | 69   | 2       | 1/9  | 34.50   |
| Newman, Patrick M      | 18    | 4       | 68   | 5       | 2/9  | 13.60   |
| Nowlan, Connor J       | 23    | 6       | 51   | 6       | 3/6  | 8.50    |
| O'Connell, Aidan P     | 26    | 6       | 50   | 9       | 2/4  | 5.56    |
| O'Rourke, Darcy T      | 22.5  | 1       | 107  | 3       | 2/16 | 35.67   |
| Panesar, Yuvraj Y      | 22.2  | 1       | 120  | 7       | 2/7  | 17.14   |
| Parkin, Jamieson T     | 20    | -       | 73   | 3       | 1/7  | 24.33   |
| Pfitzner, Thomas D     | 30    | 10      | 76   | 2       | 1/9  | 38.00   |




## UNDER 13 BOWLING continued

| Player                 | Overs | Maidens | Runs | Wickets | Best | Average |
|------------------------|-------|---------|------|---------|------|---------|
| Power, Freddie J       | 9.4   | -       | 59   | 1       | 1/9  | 59.00   |
| Price-Connolly, Jesse  | 29.1  | 2       | 79   | 10      | 3/10 | 7.90    |
| Price, Hunter W        | 25    | 2       | 77   | 1       | 1/23 | 77.00   |
| Pye, Fraser J          | 37.5  | 11      | 68   | 2       | 1/5  | 34.00   |
| Querido, Braden C      | 26    | 2       | 81   | 6       | 3/9  | 13.50   |
| Raj, Eshaan D          | 11.4  | 3       | 41   | 3       | 1/1  | 13.67   |
| Reinhold, Angus        | 14    | 1       | 41   | 1       | 1/21 | 41.00   |
| Roachock, Benjamin J   | 10    | 1       | 30   | 1       | 1/11 | 30.00   |
| Roantree, Finian T     | 26    | 5       | 88   | 6       | 2/12 | 14.67   |
| Roantree, Finian T*    | 13    | 2       | 60   | 3       | 1/2  | 20.00   |
| Rogers, Oliver M       | 17.5  | 1       | 111  | 2       | 2/25 | 55.50   |
| Rogers, Oliver M*      | 17    | 4       | 63   | 2       | 1/9  | 31.50   |
| Sawley, Maximilian R   | 14    | 2       | 50   | 2       | 1/9  | 25.00   |
| Schnitzerling, Louis A | 12    | 1       | 76   | 2       | 1/14 | 38.00   |
| Scriven, Tom A         | 24.4  | 4       | 68   | 7       | 2/8  | 9.71    |
| Sheedy, Will           | 31.2  | 9       | 89   | 4       | 3/20 | 22.25   |
| Sims, Charlie T        | 20.3  | 4       | 52   | 6       | 2/1  | 8.67    |
| Sones, Louis D         | 14    | 4       | 36   | 6       | 3/13 | 6.00    |
| Spooner, Patrick W     | 24    | 3       | 106  | 2       | 1/8  | 53.00   |
| Stephens, Tom P        | 24    | 4       | 113  | -       | 0/29 | -       |
| Strachotta, Paul       | 12    | 3       | 37   | 2       | 1/9  | 18.50   |
| Thomas, Charlie        | 29    | 5       | 55   | 6       | 4/12 | 9.17    |
| Tolhurst, Angus S      | 26    | 3       | 76   | 8       | 3/17 | 9.50    |
| Treston, Dylan A       | 32    | 2       | 121  | 9       | 5/15 | 13.44   |
| Vandenberg, Oliver     | 20    | 2       | 68   | 6       | 3/3  | 11.33   |
| Watt, Louie G          | 28.3  | 3       | 63   | 7       | 3/12 | 9.00    |
| West, Tristan L        | 15    | -       | 87   | 1       | 1/19 | 87.00   |
| West, Tristan L*       | 10    | 2       | 40   | 3       | 2/5  | 13.33   |
| White, Charlie D       | 16    | 2       | 102  | 2       | 2/19 | 51.00   |
| Willis, Cameron B      | 28    | 11      | 54   | 5       | 3/5  | 10.80   |
| Willis, Cameron B*     | 17    | 6       | 54   | 1       | 1/19 | 54.00   |
| Wright, Tom S          | 27    | 2       | 114  | 8       | 2/12 | 14.25   |
| Zahner, Max P          | 13    | -       | 78   | 1       | 1/27 | 78.00   |
| Zipf, Marcus G         | 15.5  | 5       | 26   | 6       | 3/12 | 4.33    |

\*Played Post-Christmas

## UNDER 13 GREEN PREMIERSHIP TEAM



# VALLEY DISTRICT CRICKET CLUB

KEEPING YOUTH BUSY IN SPORT





VALLEY DISTRICT CRICKET CLUB

### UNDER 13 GREEN 2016-17

Front Row (L-R): Jamieson Parkin, James Horton, Charlie Thomas, Harry Dutton, Maximilian Sawley, George Labrom, Angus Reinhold  
 Second Row (L-R): Simon Tolhurst (Coach), Angus Tolhurst, Hugh Weibgen, Will Sheedy, Connor Nowlan, Mark Weibgen (Manager)

## UNDER 12 BATTING

| Player                  | Innings | Not Outs | Best Score | Runs | Average | Catches | Stumpings | Run Outs |
|-------------------------|---------|----------|------------|------|---------|---------|-----------|----------|
| Allan, Joseph P         | 4       | 2        | 31         | 92   | 46.00   | -       | -         | -        |
| Allen, Christopher M    | 6       | 2        | 25         | 45   | 11.25   | 1       | -         | -        |
| Allen, Riley M          | 4       | 1        | 2          | 2    | 0.67    | -       | -         | -        |
| Allpass, Sam P          | 5       | 2        | 24         | 37   | 12.33   | -       | -         | -        |
| Ambrose, Finlay W       | 6       | 1        | 9          | 20   | 4.00    | 1       | -         | -        |
| Anderson, Joshua T      | 4       | 1        | 32         | 51   | 17.00   | -       | -         | -        |
| Anderson, Liam T        | 7       | 2        | 34         | 69   | 13.80   | 4       | -         | -        |
| Andrews, Will T         | 7       | 2        | 24         | 79   | 15.80   | -       | -         | -        |
| Barker, Alice E         | 6       | 1        | 32         | 92   | 18.40   | 1       | -         | -        |
| Barrie, Oliver N        | 4       | 1        | 1          | 2    | 0.67    | -       | -         | -        |
| Barry, Tasman G         | 6       | 2        | 14         | 41   | 10.25   | -       | -         | -        |
| Battley, Askin H        | 9       | 2        | 4          | 7    | 1.00    | -       | -         | -        |
| Bedi, Sachin            | 2       | -        | 10         | 12   | 6.00    | -       | -         | -        |
| Bell Bray, Orlando O    | 9       | 3        | 15         | 56   | 9.33    | -       | -         | 2        |
| Bell Bray, Sabian B     | 6       | 3        | 28         | 71   | 23.67   | 4       | -         | 2        |
| Bliss, Rory M           | 6       | 1        | 4          | 8    | 1.60    | -       | -         | -        |
| Bond, Genevieve A       | 6       | 1        | 22         | 45   | 9.00    | 1       | -         | -        |
| Brown, Alex D           | 2       | -        | -          | -    | 0.00    | 1       | -         | -        |
| Brown, Declan E         | 6       | 2        | 20         | 32   | 8.00    | -       | -         | -        |
| Brown, Oscar P          | 9       | 2        | 34         | 120  | 17.14   | 1       | -         | 2        |
| Burton, Sam M           | 11      | 3        | 38         | 103  | 12.88   | 3       | -         | 1        |
| Caines, Cooper H        | 7       | 3        | 18         | 36   | 9.00    | 4       | -         | -        |
| Chapman, Max G          | 6       | 1        | 9          | 34   | 6.80    | -       | -         | -        |
| Clark, Max S            | 6       | 4        | 65         | 210  | 105.00  | 5       | -         | -        |
| Colen, Lachlan          | 9       | 3        | 14         | 41   | 6.83    | 1       | -         | -        |
| Collings, Kaleb J       | 11      | 5        | 25         | 44   | 7.33    | 3       | -         | 1        |
| Collins, William P      | 7       | 2        | 20         | 64   | 12.80   | -       | -         | 1        |
| Cook, Jenson J          | 6       | 3        | 31         | 142  | 47.33   | -       | -         | 2        |
| Cooper, Dylan G         | 5       | 1        | 17         | 55   | 13.75   | -       | -         | -        |
| Cooper, Ryan M          | 4       | 1        | 12         | 22   | 7.33    | -       | -         | -        |
| Cope, Harry J           | 12      | 4        | 30         | 78   | 9.75    | -       | -         | -        |
| Coulam, Rudy D          | 9       | 2        | 19         | 65   | 9.29    | 1       | -         | -        |
| Courtenay, Benjamin O   | 5       | 1        | 1          | 3    | 0.75    | -       | -         | -        |
| Craig, Callum E         | 12      | -        | 30         | 69   | 5.75    | -       | -         | -        |
| Craig, Xavier C         | 6       | 1        | 42         | 65   | 13.00   | 1       | -         | 1        |
| Crighton, Jay M         | 12      | 6        | 51         | 159  | 26.50   | 2       | -         | 2        |
| Cusack, Tom P           | 6       | 2        | 14         | 39   | 9.75    | -       | -         | -        |
| Daglish, Flynn A        | 12      | 2        | 22         | 122  | 12.20   | 3       | -         | 1        |
| Daglish, Riley J        | 7       | 3        | 41         | 68   | 17.00   | 2       | -         | -        |
| Dunne, Jack W           | 5       | 1        | 9          | 26   | 6.50    | -       | -         | 1        |
| Eason, Harrison H       | 11      | 4        | 28         | 77   | 11.00   | 1       | -         | -        |
| Easton, Rory P          | 6       | 1        | 60         | 107  | 21.40   | 2       | -         | -        |
| Evans, Xavier J         | 6       | 2        | 26         | 88   | 22.00   | 2       | -         | 1        |
| Feltham, Duncan A       | 6       | 1        | 30         | 77   | 15.40   | 3       | -         | 1        |
| Ferguson, Benjamin A    | 6       | 3        | 56         | 156  | 52.00   | 2       | -         | 1        |
| Flanagan, Cormac N      | 10      | 3        | 5          | 15   | 2.14    | -       | -         | -        |
| Forster, Hugo D         | 5       | 2        | 11         | 21   | 7.00    | 1       | -         | -        |
| Frechtling, Declan J    | 3       | 2        | 8          | 13   | 13.00   | -       | -         | -        |
| Gallagher, Finn P       | 4       | 3        | 22         | 31   | 31.00   | 2       | -         | -        |
| Gatehouse, Will C       | 4       | 2        | 13         | 20   | 10.00   | -       | -         | -        |
| Gentile, Joseph M       | 7       | -        | 9          | 13   | 1.86    | -       | -         | -        |
| Grant, Jamie L          | 3       | 1        | 12         | 13   | 6.50    | -       | -         | -        |
| Griffin, Nicholas D     | 6       | 3        | 22         | 61   | 20.33   | 2       | -         | -        |
| Gullo, Nicholas D       | 1       | -        | 4          | 4    | 4.00    | -       | -         | -        |
| Hancock, Sol K          | 4       | 1        | 50         | 84   | 28.00   | 1       | -         | -        |
| Hannell, Joshua J       | 4       | 2        | 17         | 34   | 17.00   | 3       | -         | -        |
| Hardcastle, Max J       | 5       | 4        | 16         | 43   | 43.00   | 2       | -         | -        |
| Harriden, Beau          | 5       | 2        | 8          | 9    | 3.00    | 1       | -         | -        |
| Harrison, Hartley O     | 7       | -        | 13         | 46   | 6.57    | 1       | -         | -        |
| Harten, Ryan J          | 5       | 1        | 78         | 240  | 60.00   | -       | -         | 5        |
| Hastie, Andrew          | 4       | -        | 5          | 9    | 2.25    | -       | -         | -        |
| Hatzipetrou, Nicholas L | 5       | 1        | 40         | 100  | 25.00   | 1       | -         | -        |
| Henderson, Angus        | 9       | 2        | 48         | 64   | 9.14    | -       | -         | -        |
| Henry, Nicholas S       | 6       | -        | 43         | 51   | 8.50    | 2       | -         | -        |
| Henselien, James A      | 5       | 1        | 8          | 21   | 5.25    | -       | -         | -        |



## UNDER 12 BATTING continued

| Player                    | Innings | Not Outs | Best Score | Runs | Average | Catches | Stumpings | Run Outs |
|---------------------------|---------|----------|------------|------|---------|---------|-----------|----------|
| Hobart, Cameron A         | 9       | 4        | 77         | 171  | 34.20   | 6       | -         | -        |
| Hogarth Howes, Gabriel M  | 6       | 3        | 69         | 235  | 78.33   | 3       | -         | -        |
| Hollins, Brodie J         | 11      | 4        | 120        | 274  | 39.14   | 6       | 1         | 2        |
| Horton, Jock B            | 7       | 4        | 52         | 130  | 43.33   | 2       | -         | -        |
| Horton, Thomas P          | 6       | 2        | 15         | 43   | 10.75   | 1       | -         | -        |
| Hubbard, Flynn K          | 6       | 2        | 9          | 22   | 5.50    | -       | -         | -        |
| Huntley, Lachlan H        | 6       | 1        | 14         | 37   | 7.40    | 3       | -         | -        |
| Hurwood, Thomas W         | 2       | -        | 13         | 15   | 7.50    | 2       | -         | -        |
| Ikin, Joseph A            | 7       | 2        | 17         | 70   | 14.00   | 1       | -         | -        |
| Jamieson, Reuben A        | 9       | 3        | 22         | 80   | 13.33   | -       | -         | 1        |
| Jenkins, Lachlan B        | 6       | 1        | 18         | 48   | 9.60    | -       | -         | -        |
| Karamihas, Sebastian S    | 4       | 2        | 13         | 18   | 9.00    | -       | -         | -        |
| Kopec, Reuben S           | 5       | 2        | 22         | 60   | 20.00   | 3       | -         | -        |
| Lavis, Nicholas L         | 8       | 5        | 20         | 58   | 19.33   | -       | -         | -        |
| Leckie, Annabelle         | 4       | 1        | 1          | 2    | 0.67    | 1       | -         | -        |
| Leckie, Jack T            | 4       | -        | 8          | 13   | 3.25    | -       | -         | -        |
| Lewis, Joseph M           | 3       | 2        | 2          | 6    | 6.00    | -       | -         | -        |
| Lister, Oliver F          | 6       | 2        | 24         | 49   | 12.25   | 2       | -         | 1        |
| Lum, George H             | 5       | 1        | 7          | 9    | 2.25    | -       | -         | -        |
| Mackay, Lachlan E         | 7       | 2        | 52         | 111  | 22.20   | 4       | 1         | 1        |
| Mackie-Smith, Ben A       | 5       | -        | 46         | 94   | 18.80   | 2       | -         | -        |
| Marriott, Simon P         | 6       | -        | 18         | 35   | 5.83    | 1       | -         | -        |
| Martin, Macaleb           | 9       | 1        | 10         | 16   | 2.00    | 3       | -         | 1        |
| Marton, Henry S           | 9       | 5        | 20         | 94   | 23.50   | 4       | -         | 1        |
| McCall, Jim D             | 4       | 3        | 47         | 86   | 86.00   | 3       | -         | 1        |
| McCauley, Charles R       | 7       | 2        | 30         | 116  | 23.20   | 2       | -         | 1        |
| McClure, Alistair J       | 11      | 6        | 85         | 204  | 40.80   | -       | -         | -        |
| McKim, Harry W            | 6       | 3        | 39         | 136  | 45.33   | 3       | -         | -        |
| Meiers, Ryan T            | 5       | -        | 8          | 11   | 2.20    | -       | -         | -        |
| Mellick, Ronan T          | 5       | -        | 16         | 37   | 7.40    | 4       | -         | 1        |
| Miller, Andrew J          | 7       | 3        | 36         | 117  | 29.25   | 2       | 1         | -        |
| Mitchell, Thomas P        | 6       | 3        | 27         | 80   | 26.67   | -       | -         | -        |
| Murphy, Luke              | 6       | 2        | 16         | 47   | 11.75   | -       | -         | 1        |
| Murray, Maxton S          | 3       | 1        | 6          | 6    | 3.00    | -       | -         | -        |
| Nuss, Billy T             | 4       | 2        | 47         | 139  | 69.50   | 2       | -         | -        |
| O'Brien, Rory P           | 9       | 3        | 19         | 61   | 10.17   | -       | -         | 1        |
| O'Neill, Lachlan M        | 6       | 2        | 27         | 80   | 20.00   | -       | -         | -        |
| O'Rourke, Cooper A        | 6       | 3        | 34         | 82   | 27.33   | -       | -         | -        |
| O'Rourke, Danny J         | 4       | 2        | 9          | 17   | 8.50    | -       | -         | -        |
| Parr, Harry G             | 8       | 2        | 29         | 115  | 19.17   | 1       | -         | -        |
| Parry, Jonathan J         | 7       | 1        | 34         | 91   | 15.17   | 2       | -         | 2        |
| Pennisi, Augustin (Gus) J | 6       | 2        | 22         | 55   | 13.75   | -       | -         | -        |
| Petersen, Charlie R       | 7       | 1        | 41         | 100  | 16.67   | 2       | -         | -        |
| Petersen, Jack A          | 7       | 2        | 20         | 62   | 12.40   | -       | -         | -        |
| Phillips, Ross C          | 12      | 7        | 13         | 61   | 12.20   | 1       | -         | 2        |
| Pulvirenti, Luca J        | 4       | -        | 40         | 95   | 23.75   | 3       | -         | -        |
| Purcell, Samuel J         | 7       | 2        | 22         | 70   | 14.00   | -       | -         | -        |
| Reeves, Benjamin W        | 11      | 3        | 22         | 103  | 12.88   | -       | -         | -        |
| Reinke, Benjamin R        | 6       | 2        | 31         | 82   | 20.50   | 1       | -         | -        |
| Roberts, Kurt R           | 4       | 2        | 18         | 25   | 12.50   | 3       | -         | -        |
| Roe, Alexander S          | 9       | 2        | 30         | 54   | 7.71    | 1       | -         | 2        |
| Rowell, Dominic A         | 8       | 2        | 13         | 34   | 5.67    | 1       | -         | -        |
| Ruiz, Tomas               | 2       | -        | 8          | 13   | 6.50    | 1       | -         | -        |
| Russ, Hugo J              | 6       | -        | 26         | 57   | 9.50    | 3       | -         | 1        |
| Salisbury, Flynn A        | 5       | 3        | 4          | 12   | 6.00    | 1       | -         | -        |
| Sasinandan, Abhay         | 10      | 3        | 13         | 33   | 4.71    | 1       | -         | 2        |
| Scriven, Harry            | 4       | 1        | 48         | 104  | 34.67   | 2       | -         | -        |
| Seton, Jude G             | 7       | 2        | 18         | 46   | 9.20    | 2       | -         | 1        |
| Shannon, Annabella L      | 7       | -        | 13         | 34   | 4.86    | 1       | -         | -        |
| Simpson, Thomas A         | 4       | 1        | 5          | 5    | 1.67    | 1       | -         | -        |
| Smith, Oscar J            | 4       | -        | 9          | 17   | 4.25    | 1       | 1         | -        |
| Sneddon, Alex X           | 6       | 4        | 29         | 52   | 26.00   | 2       | -         | 1        |
| Sofronoff, Sasha P        | 3       | -        | 1          | 1    | 0.33    | -       | -         | -        |
| Sparrow, Josh L           | 6       | 1        | 35         | 66   | 13.20   | -       | -         | -        |
| Spence, Oliver L          | 6       | 2        | 54         | 156  | 39.00   | 4       | -         | -        |
| Stachurski, Aaron L       | 13      | 1        | 9          | 14   | 1.17    | -       | -         | -        |

## UNDER 12 BATTING continued

| Player               | Innings | Not Outs | Best Score | Runs | Average | Catches | Stumpings | Run Outs |
|----------------------|---------|----------|------------|------|---------|---------|-----------|----------|
| Steane-Bear, Fred M  | 12      | 1        | 19         | 73   | 6.64    | 3       | -         | 2        |
| Stream, Aidan J      | 10      | 5        | 28         | 103  | 20.60   | 1       | -         | -        |
| Syrett, Rhys J       | 6       | 2        | 10         | 30   | 7.50    | 6       | 1         | -        |
| Telfer, Hamish A     | 11      | 4        | 66         | 98   | 14.00   | 3       | -         | 1        |
| Tierney, Patrick J   | 9       | 3        | 19         | 80   | 13.33   | 1       | -         | 1        |
| Tolhurst, Benjamin R | 1       | -        | 12         | 12   | 12.00   | -       | -         | -        |
| Van Winden, Louis J  | 8       | -        | 2          | 6    | 0.75    | -       | -         | -        |
| Vengateri, Rohan N   | 8       | 3        | 23         | 58   | 11.60   | -       | -         | 1        |
| Vivian, Zachary J    | 5       | -        | 5          | 6    | 1.20    | -       | -         | -        |
| Waite, Connor J      | 7       | 1        | 24         | 74   | 12.33   | 1       | -         | 1        |
| Watson, Ben A        | 8       | 3        | 21         | 105  | 21.00   | -       | -         | -        |
| White, Oscar /G      | 6       | 1        | 24         | 52   | 10.40   | -       | -         | -        |
| Wilkinson, Charles H | 3       | -        | 2          | 4    | 1.33    | 1       | -         | 3        |
| Williams, Thomas E   | 9       | 3        | 14         | 38   | 6.33    | 1       | -         | 1        |
| Young, James C       | 5       | 2        | 30         | 63   | 21.00   | 2       | -         | 1        |

## UNDER 12 BOWLING (12 teams/146 players)

| Player                | Overs | Maidens | Runs | Wickets | Best | Average |
|-----------------------|-------|---------|------|---------|------|---------|
| Allan, Joseph P*      | 12.4  | 1       | 41   | 2       | 1/5  | 2-.5    |
| Allen, Christopher M  | 11    | -       | 86   | 2       | 1/26 | 43.00   |
| Allen, Riley M        | 8     | -       | 46   | -       | 0/12 | -       |
| Allpass, Sam P        | 18.5  | -       | 85   | 3       | 1/4  | 28.33   |
| Ambrose, Finlay W     | 15    | -       | 66   | 2       | 1/1- | 33.00   |
| Anderson, Joshua T    | 14    | 2       | 52   | 4       | 1/6  | 13.00   |
| Anderson, Liam T      | 19    | 2       | 125  | 2       | 1/12 | 62.50   |
| Andrews, Will T       | 21    | 2       | 110  | 4       | 2/11 | 27.50   |
| Barker, Alice E       | 16    | 2       | 112  | 6       | 2/15 | 18.67   |
| Barrie, Oliver N      | 11    | -       | 65   | -       | 0/13 | -       |
| Barry, Tasman G       | 15    | 2       | 69   | 1       | 1/24 | 69.00   |
| Battley, Askin H      | 12.5  | -       | 70   | 3       | 2/31 | 23.33   |
| Battley, Askin H*     | 12    | -       | 60   | 3       | 1/4  | 20.00   |
| Bedi, Sachin          | 6.4   | -       | 38   | -       | 0/10 | -       |
| Bell Bray, Orlando O  | 19    | 5       | 47   | 2       | 1/0  | 23.50   |
| Bell Bray, Orlando O* | 12    | -       | 55   | -       | -    | -       |
| Bell Bray, Sabian B   | 19    | 3       | 74   | 6       | 4/7  | 12.33   |
| Bliss, Rory M         | 12    | -       | 93   | 1       | 1/23 | 93.00   |
| Bond, Genevieve A     | 13    | -       | 90   | 4       | 2/26 | 22.50   |
| Brown, Alex D         | 10.2  | -       | 57   | -       | 0/20 | -       |
| Brown, Declan E       | 11    | -       | 67   | 3       | 2/23 | 22.33   |
| Brown, Oscar P        | 20    | -       | 101  | 1       | 1/25 | 101.00  |
| Brown, Oscar P*       | 11    | -       | 51   | 2       | 1/8  | 25.50   |
| Burton, Sam M         | 19    | 1       | 85   | 4       | 3/13 | 21.25   |
| Burton, Sam M*        | 20    | -       | 91   | 2       | 1/19 | 45.50   |
| Caines, Cooper H      | 17.3  | -       | 129  | 1       | 1/27 | 129.00  |
| Chapman, Max G        | 16    | 1       | 56   | 5       | 4/18 | 11.20   |
| Clark, Max S          | 4     | 1       | 4    | 1       | 1/1  | 4.00    |
| Clark, Max S*         | 18.3  | 4       | 54   | 8       | 4/2  | 6.75    |
| Colen, Lachlan        | 17    | 2       | 92   | 1       | 1/17 | 92.00   |
| Colen, Lachlan*       | 12    | 1       | 46   | 4       | 2/6  | 11.50   |
| Collings, Kaleb J     | 18    | 2       | 87   | -       | 0/1  | -       |
| Collings, Kaleb J*    | 19    | -       | 77   | 4       | 2/33 | 19.25   |
| Collins, William P    | 22    | 4       | 76   | 1       | 1/17 | 76.00   |
| Cook, Jenson J        | 20    | 1       | 84   | 7       | 2/4  | 12.00   |
| Cook, Jenson J*       | 2     | 1       | 2    | -       | 0/2  | -       |
| Cooper, Dylan G       | 16.5  | 3       | 52   | 6       | 2/7  | 8.67    |
| Cooper, Ryan M        | 10    | -       | 67   | 1       | 1/16 | 67.00   |
| Cope, Harry J         | 20    | 2       | 95   | 3       | 1/15 | 31.67   |
| Cope, Harry J*        | 18    | 1       | 82   | 2       | 2/14 | 41.00   |
| Coulam, Rudy D        | 12.5  | 2       | 71   | 3       | 2/15 | 23.67   |
| Coulam, Rudy D*       | 17    | 2       | 57   | 3       | 3/6  | 19.00   |
| Courtenay, Benjamin O | 11    | -       | 72   | 3       | 2/24 | 24.00   |
| Craig, Callum E       | 19    | -       | 135  | 2       | 1/5  | 67.50   |
| Craig, Callum E*      | 13    | -       | 87   | 3       | 2/6  | 29.00   |

## UNDER 12 BOWLING continued

| Player                   | Overs | Maidens | Runs | Wickets | Best | Average |
|--------------------------|-------|---------|------|---------|------|---------|
| Craig, Xavier C          | 13    | -       | 90   | 2       | 2/24 | 45.00   |
| Crighton, Jay M          | 23    | 6       | 99   | 3       | 1/8  | 33.00   |
| Crighton, Jay M*         | 15    | 6       | 34   | -       | 0/1  | -       |
| Cusack, Tom P            | 13    | -       | 87   | 2       | 1/26 | 43.50   |
| Daglish, Flynn A         | 19    | 2       | 86   | 3       | 1/4  | 28.67   |
| Daglish, Flynn A*        | 11    | 1       | 51   | 3       | 3/18 | 17.00   |
| Daglish, Riley J         | 17    | 2       | 122  | 2       | 1/22 | 61.00   |
| Dunne, Jack W            | 14    | -       | 86   | 3       | 2/11 | 28.67   |
| Eason, Harrison H        | 16.5  | 5       | 48   | 5       | 2/5  | 9.60    |
| Eason, Harrison H*       | 12    | 2       | 27   | 1       | 1/9  | 27.00   |
| Easton, Rory P           | 23    | 4       | 77   | 2       | 1/5  | 38.50   |
| Evans, Xavier J          | 19    | 1       | 86   | 2       | 1/15 | 43.00   |
| Feltham, Duncan A        | 3     | -       | 10   | -       | 0/10 | -       |
| Ferguson, Benjamin A     | 19    | 1       | 104  | 3       | 1/13 | 34.67   |
| Flanagan, Cormac N       | 15.5  | 1       | 127  | 1       | 1/15 | 127.00  |
| Flanagan, Cormac N*      | 9     | -       | 72   | 4       | 2/10 | 18.00   |
| Forster, Hugo D          | 11.5  | -       | 52   | 3       | 2/23 | 17.33   |
| Forster, Hugo D*         | 2     | -       | 11   | -       | 0/11 | -       |
| Frechtling, Declan J     | 5     | -       | 38   | 1       | 1/12 | 38.00   |
| Gallagher, Finn P        | 11    | 2       | 60   | 1       | 1/15 | 60.00   |
| Gatehouse, Will C        | 7     | -       | 30   | -       | 0/15 | -       |
| Gentile, Joseph M        | 18    | 1       | 76   | 4       | 2/20 | 19.00   |
| Grant, Jamie L           | 7     | -       | 58   | -       | 0/14 | -       |
| Griffin, Nicholas D      | 22    | 2       | 76   | 5       | 1/4  | 15.20   |
| Gullo, Nicholas D        | 1     | -       | 4    | -       | 0/4  | -       |
| Hancock, Sol K           | 17    | 4       | 50   | 6       | 3/11 | 8.33    |
| Hannell, Joshua J        | 12    | -       | 34   | 3       | 1/5  | 11.33   |
| Hardcastle, Max J        | 19.4  | 1       | 91   | 4       | 1/12 | 22.75   |
| Harriden, Beau           | 15    | 2       | 67   | 2       | 1/11 | 33.50   |
| Harrison, Hartley O      | 16    | -       | 109  | 5       | 2/31 | 21.80   |
| Harten, Ryan J           | 18    | 4       | 63   | 3       | 2/2  | 21.00   |
| Hastie, Andrew           | 14    | 1       | 75   | 3       | 2/9  | 25.00   |
| Hatzipetrou, Nicholas L  | 14    | -       | 71   | 1       | 1/17 | 71.00   |
| Henderson, Angus         | 15    | 1       | 65   | 2       | 1/12 | 32.50   |
| Henderson, Angus*        | 15    | 1       | 93   | 2       | 1/8  | 46.50   |
| Henry, Nicholas S        | 19    | 3       | 49   | 1       | 1/6  | 49.00   |
| Henselien, James A       | 13    | -       | 87   | 4       | 2/26 | 21.75   |
| Hobart, Cameron A        | 17.5  | 5       | 58   | 4       | 2/11 | 14.50   |
| Hobart, Cameron A*       | 12    | 1       | 40   | 3       | 1/8  | 13.33   |
| Hogarth Howes, Gabriel M | 18    | 3       | 51   | 9       | 3/10 | 5.67    |
| Hollins, Brodie J        | 24    | 6       | 60   | 5       | 3/15 | 12.00   |
| Hollins, Brodie J*       | 12    | 2       | 32   | 3       | 1/1  | 10.67   |
| Horton, Jock B           | 16    | 1       | 68   | 2       | 1/12 | 34.00   |
| Horton, Thomas P         | 12    | -       | 107  | 1       | 1/29 | 107.00  |
| Hubbard, Flynn K         | 16    | 1       | 85   | 2       | 1/3  | 42.50   |
| Huntley, Lachlan H       | 18    | 2       | 90   | 6       | 3/16 | 15.00   |
| Hurwood, Thomas W        | 11    | 2       | 37   | 2       | 2/11 | 18.50   |
| Ikin, Joseph A           | 22    | 1       | 83   | 5       | 2/7  | 16.60   |
| Jamieson, Reuben A       | 15    | -       | 50   | 2       | 1/12 | 25.00   |
| Jamieson, Reuben A*      | 19    | 1       | 61   | 2       | 1/1  | 30.50   |
| Jenkins, Lachlan B       | 18    | 2       | 69   | 3       | 2/16 | 23.00   |
| Karamihas, Sebastian S   | 9     | -       | 64   | -       | 0/15 | -       |
| Kopec, Reuben S          | 18    | 3       | 40   | 5       | 2/7  | 8.00    |
| Lavis, Nicholas L        | 17    | 1       | 110  | 5       | 2/15 | 22.00   |
| Leckie, Annabelle        | 10    | -       | 58   | -       | 0/11 | -       |
| Leckie, Jack T           | 7     | -       | 58   | 1       | 1/24 | 58.00   |
| Lewis, Joseph M          | 11    | 1       | 55   | -       | 0/12 | -       |
| Lister, Oliver F         | 19    | 4       | 84   | 4       | 3/10 | 21.00   |
| Lum, George H            | 21    | -       | 111  | 1       | 1/20 | 111.00  |
| Mackay, Lachlan E        | 19.4  | 5       | 81   | 7       | 2/15 | 11.57   |
| Mackie-Smith, Ben A      | 20    | 1       | 95   | 2       | 1/25 | 47.50   |
| Marriott, Simon P        | 15    | -       | 74   | 2       | 2/10 | 37.00   |
| Martin, Macaleb          | 18    | 2       | 92   | 3       | 1/5  | 30.67   |
| Martin, Macaleb*         | 9.4   | -       | 44   | -       | -    | -       |
| Marton, Henry S          | 17.5  | 3       | 85   | 1       | 1/22 | 85.00   |
| Marton, Henry S*         | 11    | -       | 51   | 1       | 1/2  | 51.00   |
| McCall, Jim D            | 14    | 1       | 78   | 4       | 2/13 | 19.50   |
| McCauley, Charles R      | 23    | 2       | 78   | 3       | 3/6  | 26.00   |
| McClure, Alistair J      | 24    | 1       | 133  | 6       | 2/24 | 22.17   |

## UNDER 12 BOWLING continued

| Player                    | Overs | Maidens | Runs | Wickets | Best | Average |
|---------------------------|-------|---------|------|---------|------|---------|
| McClure, Alistair J*      | 10    | 2       | 17   | 2       | 2/11 | 8.50    |
| McKim, Harry W            | 22    | 1       | 101  | 3       | 2/15 | 33.67   |
| Meiers, Ryan T            | 12    | -       | 83   | -       | 0/23 | -       |
| Mellick, Ronan T          | 14    | -       | 59   | 1       | 1/16 | 59.00   |
| Miller, Andrew J          | 19    | 1       | 101  | 6       | 2/12 | 16.83   |
| Mitchell, Thomas P        | 9     | 1       | 39   | 2       | 1/7  | 19.50   |
| Murphy, Luke              | 14    | -       | 61   | 2       | 1/13 | 30.50   |
| Murray, Maxton S          | 7     | 1       | 17   | 1       | 1/4  | 17.00   |
| Nuss, Billy T             | 17    | 2       | 67   | 1       | 1/27 | 67.00   |
| O'Brien, Rory P           | 13.4  | -       | 77   | 2       | 2/10 | 38.50   |
| O'Brien, Rory P*          | 16    | 5       | 33   | -       | 0/0  | -       |
| O'Neill, Lachlan M        | 13    | 1       | 48   | 1       | 1/13 | 48.00   |
| O'Rourke, Cooper A        | 19    | 2       | 66   | 4       | 2/11 | 16.50   |
| O'Rourke, Danny J         | 10    | 2       | 37   | 1       | 1/10 | 37.00   |
| Parr, Harry G             | 27    | 6       | 74   | 7       | 2/9  | 10.57   |
| Parry, Jonathan J         | 16    | 1       | 101  | 5       | 2/25 | 20.20   |
| Pennisi, Augustin (Gus) J | 16    | 1       | 84   | -       | 0/6  | -       |
| Petersen, Charlie R       | 18    | 3       | 67   | 2       | 2/20 | 33.50   |
| Petersen, Jack A          | 12.5  | 1       | 51   | 3       | 1/4  | 17.00   |
| Petersen, Jack A*         | 12    | 1       | 35   | 1       | 1/3  | 35.00   |
| Phillips, Ross C          | 18    | 1       | 79   | -       | 0/4  | -       |
| Phillips, Ross C*         | 13    | 1       | 52   | 1       | 1/10 | 52.00   |
| Pulvirenti, Luca J        | 17    | 3       | 40   | 5       | 3/6  | 8.00    |
| Purcell, Samuel J         | 28    | 4       | 95   | 5       | 1/12 | 19.00   |
| Reeves, Benjamin W        | 22    | 3       | 78   | 4       | 2/2  | 19.50   |
| Reeves, Benjamin W*       | 16    | 1       | 63   | 2       | 1/6  | 31.50   |
| Reinke, Benjamin R        | 12    | -       | 93   | 1       | 1/31 | 93.00   |
| Roberts, Kurt R           | 14    | 1       | 58   | -       | 0/7  | -       |
| Roe, Alexander S          | 12    | 4       | 41   | 1       | 1/1  | 41.00   |
| Roe, Alexander S*         | 20    | 2       | 59   | 4       | 2/4  | 14.75   |
| Rowell, Dominic A         | 15    | 1       | 33   | 1       | 1/10 | 33.00   |
| Rowell, Dominic A*        | 17    | 3       | 56   | 3       | 1/1  | 18.67   |
| Ruiz, Tomas               | 5     | -       | 40   | -       | 0/11 | -       |
| Russ, Hugo J              | 16.4  | 2       | 63   | 2       | 1/3  | 31.50   |
| Salisbury, Flynn A        | 11    | 2       | 35   | 1       | 1/11 | 35.00   |
| Sasinandan, Abhay         | 17    | -       | 107  | 4       | 2/21 | 26.75   |
| Sasinandan, Abhay*        | 13    | 1       | 56   | 5       | 2/5  | 11.20   |
| Scriven, Harry            | 16    | 2       | 67   | 3       | 3/8  | 22.33   |
| Seton, Jude G             | 14.5  | 1       | 61   | -       | 0/2  | -       |
| Seton, Jude G*            | 9.5   | 1       | 46   | 1       | 1/7  | 46.00   |
| Shannon, Annabella L      | 14    | -       | 95   | 2       | 2/18 | 47.50   |
| Simpson, Thomas A         | 8     | -       | 25   | -       | 0/3  | -       |
| Smith, Oscar J            | 15    | -       | 64   | 2       | 1/10 | 32.00   |
| Sneddon, Alex X           | 13    | 3       | 45   | 3       | 2/0  | 15.00   |
| Sofronoff, Sasha P        | 12    | -       | 96   | 1       | 1/27 | 96.00   |
| Sparrow, Josh L           | 14    | 4       | 42   | 2       | 1/19 | 21.00   |
| Spence, Oliver L          | 24    | 3       | 90   | 2       | 2/17 | 45.00   |
| Stachurski, Aaron L       | 18    | -       | 120  | -       | 0/10 | -       |
| Stachurski, Aaron L*      | 12    | -       | 43   | 3       | 1/6  | 14.33   |
| Steane-Bear, Fred M       | 16    | 2       | 57   | 2       | 1/14 | 28.50   |
| Steane-Bear, Fred M*      | 16    | 3       | 64   | -       | 0/1  | -       |
| Stream, Aidan J           | 12.4  | 2       | 65   | 3       | 1/5  | 21.67   |
| Stream, Aidan J*          | 12    | 2       | 38   | 2       | 2/6  | 19.00   |
| Syrett, Rhys J            | 17    | 2       | 39   | 4       | 1/2  | 9.75    |
| Telfer, Hamish A          | 20.4  | 2       | 104  | 6       | 2/15 | 17.33   |
| Telfer, Hamish A*         | 12    | 3       | 35   | -       | 0/4  | -       |
| Tierney, Patrick J        | 19.5  | 1       | 64   | 5       | 3/9  | 12.80   |
| Van Winden, Louis J       | 15    | -       | 103  | 1       | 1/18 | 103.00  |
| Vengateri, Rohan N        | 13.3  | -       | 76   | 7       | 2/6  | 10.86   |
| Vengateri, Rohan N*       | 11.5  | -       | 72   | 2       | 1/12 | 36.00   |
| Vivian, Zachary J         | 12    | -       | 101  | 1       | 1/15 | 101.00  |
| Waite, Connor J           | 15    | -       | 84   | 1       | 1/29 | 84.00   |
| Watson, Ben A             | 13    | 2       | 36   | 1       | 1/14 | 36.00   |
| Watson, Ben A*            | 15    | 1       | 69   | 3       | 3/7  | 23.00   |
| White, Oscar G            | 16    | 4       | 85   | 2       | 2/13 | 42.50   |
| Wilkinson, Charles H      | 6     | -       | 35   | 2       | 2/23 | 17.50   |
| Williams, Thomas E        | 14.2  | -       | 69   | 1       | 1/26 | 69.00   |
| Williams, Thomas E*       | 20    | 1       | 106  | 6       | 2/9  | 17.67   |
| Young, James C            | 16    | 3       | 43   | 2       | 1/10 | 21.50   |

\*Played Post-Christmas

## UNDER 11 BATTING (10 teams / 109 players)

| Player                   | Innings | Not Outs | Best Score | Runs | Average | Catches | Stumpings | Run Outs |
|--------------------------|---------|----------|------------|------|---------|---------|-----------|----------|
| Andrews, Samuel J        | 2       | 1        | 39         | 44   | 44.00   | -       | -         | -        |
| Bamford, Jasper R        | 11      | 5        | 17         | 69   | 11.50   | 1       | -         | -        |
| Barwick, Kailin          | 11      | 3        | 22         | 51   | 6.38    | 3       | -         | 2        |
| Bathersby, Maximillian F | 4       | -        | 2          | 2    | 0.50    | -       | -         | -        |
| Benson, Jake             | 6       | 3        | 11         | 30   | 10.00   | -       | -         | -        |
| Besley, George F         | 4       | -        | 1          | 1    | 0.25    | -       | -         | -        |
| Boiston, Oliver W        | 13      | 6        | 91         | 318  | 45.43   | 1       | -         | 3        |
| Bosse, Angus M           | 5       | 3        | 17         | 66   | 33.00   | -       | -         | -        |
| Buck, Oliver W           | 7       | 4        | 40         | 100  | 33.33   | 1       | -         | -        |
| Butler, Myles            | 9       | 2        | 20         | 73   | 10.43   | 2       | -         | 1        |
| Cahut, Harry M           | 12      | 7        | 32         | 169  | 33.80   | 7       | -         | 2        |
| Canavan, Riley           | 5       | 1        | 41         | 117  | 29.25   | 2       | -         | 1        |
| Casey, Daniel J          | 10      | 4        | 15         | 74   | 12.33   | 2       | -         | 1        |
| Casey, Jack N            | 6       | 2        | 7          | 8    | 2.00    | -       | -         | -        |
| Chapman, Max G           | 5       | 1        | 28         | 59   | 14.75   | 1       | -         | 1        |
| Clarke, Edward T         | 10      | 2        | 38         | 145  | 18.13   | 3       | -         | 1        |
| Clauson, Will J          | 5       | -        | 11         | 18   | 3.60    | -       | -         | -        |
| Clay, Tom                | 7       | 3        | 36         | 58   | 14.50   | 2       | -         | 1        |
| Cleary, Flynn D          | 7       | 4        | 34         | 109  | 36.33   | 1       | -         | 1        |
| Cochrane, Robert G       | 7       | 3        | 25         | 44   | 11.00   | -       | -         | -        |
| Coco, Noah T             | 4       | 1        | 22         | 53   | 17.67   | -       | -         | -        |
| Cole, Caspar T           | 6       | 2        | 9          | 23   | 5.75    | -       | -         | 1        |
| Collins, Samuel J        | 4       | 1        | 10         | 14   | 4.67    | -       | -         | -        |
| Collison, Jordan         | 5       | 1        | 10         | 17   | 4.25    | -       | -         | -        |
| Cooper, Zane W           | 11      | 2        | 26         | 57   | 6.33    | -       | -         | -        |
| Davidson, Jake D         | 6       | 2        | 20         | 54   | 13.50   | -       | -         | -        |
| Davies, Thomas L         | 12      | 3        | 16         | 70   | 7.78    | 5       | -         | -        |
| Donovan, Parker J        | 10      | 2        | 39         | 133  | 16.63   | 3       | -         | -        |
| Douglas, Harry B         | 5       | 3        | 6          | 18   | 9.00    | -       | -         | -        |
| Dreghorn, Tom M          | 5       | -        | 7          | 12   | 2.40    | 3       | -         | 1        |
| Ephraims, Joel T         | 5       | -        | 45         | 128  | 25.60   | -       | -         | 5        |
| Fitzpatrick, Cooper K    | 5       | 3        | 53         | 130  | 65.00   | -       | -         | -        |
| Forbes, Oliver J         | 6       | -        | 21         | 54   | 9.00    | -       | -         | -        |
| Frost, Harry R           | 7       | 3        | 33         | 118  | 29.50   | 2       | -         | 1        |
| Gaines, Riley P          | 11      | 5        | 69         | 294  | 49.00   | 3       | 1         | -        |
| Gant, Ryan F             | 10      | 6        | 20         | 97   | 24.25   | -       | -         | -        |
| Gordon, Oliver J         | 6       | 2        | 47         | 80   | 20.00   | -       | -         | -        |
| Griffin, Riley D         | 3       | -        | 1          | 2    | 0.67    | -       | -         | -        |
| Grimson, Leo M           | 6       | 1        | 6          | 15   | 3.00    | 1       | -         | -        |
| Guise, Cooper G          | 6       | 2        | 12         | 17   | 4.25    | 1       | -         | -        |
| Gulliver, Harry L        | 10      | 3        | 39         | 102  | 14.57   | 4       | -         | 2        |
| Hallion, Tom R           | 7       | 2        | 36         | 79   | 15.80   | 1       | -         | 1        |
| Harris, Charlie J        | 3       | 2        | 61         | 96   | 96.00   | 4       | -         | 1        |
| Harris, Henry            | 10      | 5        | 27         | 130  | 26.00   | 3       | -         | 2        |
| Hawke, Joshua M          | 6       | 1        | 18         | 59   | 11.80   | -       | -         | -        |
| Hayter, Michael W        | 11      | 7        | 44         | 141  | 35.25   | -       | -         | -        |
| Henderson, Mitchell L    | 13      | 4        | 55         | 103  | 11.44   | 3       | -         | 1        |
| Hilditch, Guy J          | 10      | 6        | 73         | 285  | 71.25   | 11      | -         | 5        |
| Hollins, Dylan W         | 13      | 3        | 57         | 284  | 28.40   | 3       | -         | 3        |
| Howard, Thomas D         | 6       | 2        | 50         | 72   | 18.00   | -       | -         | 1        |
| Howard, Xavier j         | 5       | -        | 5          | 9    | 1.80    | 5       | -         | -        |
| Jeh, Saxon               | 10      | 6        | 45         | 165  | 41.25   | 1       | 1         | 1        |
| Johnson, Daniel C        | 5       | 2        | 44         | 85   | 28.33   | -       | -         | -        |
| Jones, Hayden E          | 10      | 3        | 37         | 93   | 13.29   | 1       | -         | 1        |
| Jones, Ryan A            | -       | -        | -          | -    | -       | -       | -         | -        |
| Kurylewski, Christian    | 7       | 2        | 12         | 17   | 3.40    | -       | -         | -        |
| Landsberg, Caleb T       | 4       | -        | 9          | 13   | 3.25    | -       | -         | 1        |
| Lynn, Isaac J            | 4       | -        | 11         | 14   | 3.50    | -       | -         | -        |
| Mann, Oliver M           | 5       | -        | 12         | 16   | 3.20    | -       | -         | -        |
| Martyn-Jones, Finnbar P  | 7       | 2        | 33         | 52   | 10.40   | -       | -         | -        |
| Matthew, Jack            | 5       | 1        | 43         | 83   | 20.75   | 4       | -         | 1        |
| McCahon, Finn L          | 9       | 4        | 17         | 34   | 6.80    | 1       | -         | 3        |
| McNee, William O         | 5       | -        | 2          | 2    | 0.40    | -       | -         | -        |
| McPherson, Christian     | 10      | 1        | 14         | 34   | 3.78    | 3       | -         | -        |
| Meerkin, Luca            | 11      | 4        | 16         | 47   | 6.71    | 1       | -         | -        |
| Murray, Josh             | 6       | 4        | 41         | 64   | 32.00   | -       | -         | -        |
| Neep, Jonathan           | 4       | 2        | 48         | 77   | 38.50   | -       | -         | -        |
| Nickelson, William A     | 7       | 4        | 23         | 52   | 17.33   | 1       | -         | 2        |

## UNDER 11 BATTING continued

| Player                     | Innings | Not Outs | Best Score | Runs | Average | Catches | Stumpings | Run Outs |
|----------------------------|---------|----------|------------|------|---------|---------|-----------|----------|
| Nilsen, Paul               | 5       | -        | 12         | 15   | 3.00    | -       | -         | -        |
| O'Brien, Tarquin G         | 5       | 1        | 7          | 7    | 1.75    | -       | -         | -        |
| O'Malley, Henry J          | 5       | -        | 13         | 18   | 3.60    | 1       | -         | 1        |
| Petrie-Repar, Joseph H     | 10      | 1        | 8          | 20   | 2.22    | 1       | -         | 2        |
| Pickering, Jake C          | 4       | 1        | 20         | 32   | 10.67   | -       | -         | -        |
| Pope, Harrison J           | 7       | 2        | 15         | 38   | 7.60    | 3       | -         | 1        |
| Power, Robbie C            | 4       | 1        | 35         | 74   | 24.67   | 1       | -         | -        |
| Pratt, Isaac W             | 10      | 3        | 50         | 86   | 12.29   | 2       | -         | 2        |
| Prole, James A             | 5       | 1        | 35         | 124  | 31.00   | 1       | -         | 1        |
| Robinson, Oliver P         | 10      | 5        | 54         | 175  | 35.00   | 1       | -         | 1        |
| Rogers, Louis C            | 10      | 4        | 23         | 62   | 10.33   | 4       | -         | 2        |
| Rogers, William R          | 12      | 3        | 40         | 120  | 13.33   | 1       | -         | 2        |
| Ryan, Billie H             | 11      | 3        | 11         | 42   | 5.25    | 1       | -         | -        |
| Ryan, Patrick              | 6       | 2        | 35         | 92   | 23.00   | -       | -         | -        |
| Saragossi, Angelos J       | 6       | 3        | 5          | 5    | 1.67    | -       | -         | -        |
| Saunders, Blake            | 5       | -        | 6          | 7    | 1.40    | -       | -         | -        |
| Scarcella, Charles         | 7       | 5        | 24         | 51   | 25.50   | -       | -         | -        |
| Sharland, Matthew C        | 5       | 2        | 36         | 150  | 50.00   | -       | -         | -        |
| Siddle, Will R             | 6       | 2        | 28         | 57   | 14.25   | 1       | -         | -        |
| Skerl, Oliver J            | 5       | 2        | 66         | 152  | 50.67   | -       | -         | -        |
| Smith, Jack H              | 13      | 6        | 22         | 103  | 14.71   | 1       | -         | -        |
| Sorensen-Bews, Christian A | 10      | 3        | 47         | 220  | 31.43   | 6       | -         | 2        |
| Sorensen-Bews, Hamish K    | 10      | 4        | 100        | 228  | 38.00   | 3       | -         | 1        |
| Steedman, Harrison J       | 7       | 1        | 5          | 9    | 1.50    | -       | -         | -        |
| Syrett, Mitchell J         | 10      | 3        | 29         | 128  | 18.29   | 1       | -         | 1        |
| Tallon, Heath W            | 12      | 9        | 55         | 344  | 114.67  | 5       | -         | 6        |
| Taylor, Rhys A             | 5       | 2        | 10         | 23   | 7.67    | -       | -         | -        |
| Thomas, Edward G           | 5       | 1        | 6          | 17   | 4.25    | -       | -         | -        |
| Thompson, James W          | 10      | 4        | 30         | 130  | 21.67   | 1       | -         | 1        |
| Tinetti, Tristan C         | 12      | 6        | 38         | 148  | 24.67   | -       | -         | 1        |
| Toy-Wagner, Renee S        | 10      | 2        | 6          | 18   | 2.25    | 1       | -         | 1        |
| Trotter, Mitchell          | 5       | 1        | 12         | 28   | 7.00    | 1       | -         | -        |
| Vidler, Callum A           | 10      | 8        | 82         | 472  | 236.00  | 9       | 1         | -        |
| Watt, Roman S              | 10      | 4        | 63         | 310  | 51.67   | 6       | 2         | 1        |
| Wex, Thomas C              | 7       | 2        | 27         | 68   | 13.60   | -       | -         | -        |
| Wheeley, Matthew E         | 11      | 7        | 29         | 140  | 35.00   | -       | -         | -        |
| Whitten, Joseph R          | 5       | -        | 40         | 87   | 17.40   | 4       | -         | 1        |
| Williams, Jackson M        | 6       | 2        | 42         | 102  | 25.50   | 1       | -         | 1        |
| Williams, Thomas C         | 7       | 2        | 39         | 97   | 19.40   | 2       | -         | 1        |
| Willis, Harrison R         | 10      | 4        | 39         | 164  | 27.33   | 4       | -         | 2        |
| Wood, Oliver W             | 5       | 1        | 22         | 51   | 12.75   | -       | -         | -        |



Congratulations to Marcus Zipf on a speedy 51 not out off 48 balls for Under 13 Purple

## UNDER 11 BOWLING (10 teams / 109 players)

| Player                   | Overs | Maidens | Runs | Wickets | Best | Average |
|--------------------------|-------|---------|------|---------|------|---------|
| Andrews, Samuel J        | 5     | -       | 13   | -       | -    | -       |
| Bamford, Jasper R        | 13    | -       | 47   | 4       | 1/2  | 11.75   |
| Bamford, Jasper R*       | 17    | -       | 56   | 2       | 2/6  | 28.00   |
| Barwick, Kailin          | 25    | -       | 76   | 2       | 2/16 | 38.00   |
| Barwick, Kailin*         | 21    | 4       | 75   | 1       | 1/5  | 75.00   |
| Bathersby, Maximillian F | 8     | -       | 38   | -       | 0/8  | -       |
| Benson, Jake             | 22    | 2       | 70   | 1       | 1/27 | 70.00   |
| Besley, George F         | 18    | 2       | 80   | 2       | 2/6  | 40.00   |
| Boiston, Oliver W        | 22.2  | 8       | 51   | 7       | 3/2  | 7.29    |
| Boiston, Oliver W*       | 18    | -       | 75   | 4       | 2/12 | 18.75   |
| Bosse, Angus M           | 15    | 2       | 42   | 3       | 2/9  | 14.00   |
| Buck, Oliver W           | 18    | 1       | 95   | 1       | 1/40 | 95.00   |
| Butler, Myles            | 22.5  | -       | 103  | 3       | 2/11 | 34.33   |
| Butler, Myles*           | 16    | 2       | 51   | 6       | 2/2  | 8.50    |
| Cahut, Harry M           | 11    | 2       | 32   | 2       | 1/5  | 16.00   |
| Cahut, Harry M*          | 16.2  | -       | 71   | 2       | 1/2  | 35.50   |
| Canavan, Riley           | 13    | 3       | 36   | 3       | 1/4  | 12.00   |
| Casey, Daniel J          | 18    | 3       | 46   | 4       | 2/4  | 11.50   |
| Casey, Daniel J*         | 20    | 3       | 94   | 1       | 1/15 | 94.00   |
| Casey, Jack N            | 5     | -       | 41   | 1       | 1/22 | 41.00   |
| Chapman, Max G*          | 18    | 1       | 64   | 2       | 1/4  | 32.00   |
| Clarke, Edward T         | 14    | 1       | 45   | 2       | 1/9  | 22.50   |
| Clarke, Edward T*        | 17    | 3       | 80   | 6       | 2/1  | 13.33   |
| Clauson, Will J          | 17    | -       | 107  | 2       | 1/15 | 53.50   |
| Clay, Tom                | 21    | 5       | 40   | 9       | 4/6  | 4.44    |
| Cleary, Flynn D          | 23    | 3       | 74   | 4       | 2/12 | 18.50   |
| Cochrane, Robert G       | 16    | -       | 45   | 1       | 1/7  | 45.00   |
| Coco, Noah T             | 10    | 1       | 46   | 2       | 1/13 | 23.00   |
| Cole, Caspar T           | 25    | 3       | 72   | 11      | 4/9  | 6.55    |
| Collins, Samuel J        | 12    | -       | 39   | 2       | 1/2  | 19.50   |
| Collison, Jordan*        | 11.4  | 2       | 67   | 4       | 2/9  | 16.75   |
| Cooper, Zane W           | 14.1  | -       | 88   | 1       | 1/11 | 88.00   |
| Cooper, Zane W*          | 11.4  | -       | 91   | -       | -    | -       |
| Davidson, Jake D         | 17    | 1       | 47   | 3       | 1/6  | 15.67   |
| Davies, Thomas L         | 16    | 2       | 47   | 1       | 1/11 | 47.00   |
| Davies, Thomas L*        | 19    | 2       | 83   | 2       | 2/7  | 41.50   |
| Donovan, Parker J        | 18    | 4       | 52   | 2       | 1/1  | 26.00   |
| Donovan, Parker J*       | 21.5  | 2       | 72   | 3       | 1/3  | 24.00   |
| Douglas, Harry B         | 16    | -       | 102  | 1       | 1/44 | 102.00  |
| Dreghorn, Tom M*         | 19    | -       | 136  | -       | 0/7  | -       |
| Ephraims, Joel T         | 13    | 2       | 28   | 6       | 2/8  | 4.67    |
| Fitzpatrick, Cooper K    | 8     | 1       | 29   | 1       | 1/3  | 29.00   |
| Forbes, Oliver J         | 18    | 1       | 57   | 6       | 3/5  | 9.50    |
| Frost, Harry R           | 17    | 8       | 29   | 1       | 1/7  | 29.00   |
| Gaines, Riley P          | 25.2  | 3       | 80   | 1       | 1/8  | 80.00   |
| Gaines, Riley P*         | 19    | 4       | 48   | 3       | 2/2  | 16.00   |
| Gant, Ryan F             | 20    | 5       | 43   | 4       | 1/6  | 10.75   |
| Gant, Ryan F*            | 21    | 3       | 60   | 3       | 1/10 | 20.00   |
| Gordon, Oliver J         | 15    | 1       | 70   | 4       | 2/16 | 17.50   |
| Griffin, Riley D*        | 11.4  | -       | 64   | 1       | 1/19 | 64.00   |
| Grimson, Leo M           | 21    | 1       | 75   | -       | 0/15 | -       |
| Guise, Cooper G          | 13    | -       | 91   | 1       | 1/36 | 91.00   |
| Gulliver, Harry L        | 20    | 6       | 65   | 10      | 3/6  | 6.50    |
| Gulliver, Harry L*       | 24    | 6       | 76   | 3       | 2/7  | 25.33   |
| Hallion, Tom R           | 27    | 11      | 42   | 12      | 4/7  | 3.50    |
| Harris, Charlie J        | 14    | 3       | 28   | 5       | 2/2  | 5.60    |
| Harris, Henry            | 24    | -       | 89   | 7       | 3/22 | 12.71   |
| Harris, Henry*           | 13    | 1       | 63   | 4       | 3/6  | 15.75   |
| Hawke, Joshua M          | 15    | 1       | 48   | 4       | 1/0  | 12.00   |
| Hayter, Michael W        | 19    | -       | 81   | 4       | 2/3  | 20.25   |
| Hayter, Michael W*       | 11    | -       | 61   | -       | -    | -       |
| Henderson, Mitchell L    | 14    | 1       | 66   | 2       | 1/7  | 33.00   |
| Henderson, Mitchell L*   | 12.4  | 1       | 86   | 1       | 1/13 | 86.00   |
| Hilditch, Guy J          | 24    | 4       | 65   | 4       | 1/1  | 16.25   |
| Hilditch, Guy J*         | 19    | 2       | 66   | 4       | 1/6  | 16.50   |
| Hollins, Dylan W         | 23    | 6       | 50   | 3       | 1/5  | 16.67   |
| Hollins, Dylan W*        | 22.2  | 4       | 81   | 8       | 3/15 | 10.13   |
| Howard, Thomas D         | 16    | 2       | 43   | 6       | 2/1  | 7.17    |

## UNDER 11 BOWLING continued

| Player                      | Overs | Maidens | Runs | Wickets | Best | Average |
|-----------------------------|-------|---------|------|---------|------|---------|
| Howard, Xavier j            | 7     | 1       | 53   | -       | -    | -       |
| Jeh, Saxon                  | 22.5  | 6       | 43   | 7       | 4/4  | 6.14    |
| Jeh, Saxon*                 | 18    | 7       | 34   | 6       | 2/5  | 5.67    |
| Johnson, Daniel C           | 17    | 2       | 104  | 5       | 2/11 | 20.80   |
| Jones, Hayden E             | 14    | 2       | 54   | 3       | 1/6  | 18.00   |
| Jones, Hayden E*            | 22    | 5       | 105  | 3       | 1/2  | 35.00   |
| Jones, Ryan A               | 2     | -       | 3    | 2       | 2/3  | 1.50    |
| Kurylewski, Christian       | 15    | 1       | 88   | 2       | 1/5  | 44.00   |
| Landsberg, Caleb T          | 14.4  | 2       | 63   | 2       | 2/18 | 31.50   |
| Lynn, Isaac J               | 12    | 3       | 33   | 1       | 1/11 | 33.00   |
| Mann, Oliver M              | 16    | 1       | 93   | 3       | 1/4  | 31.00   |
| Martyn-Jones, Finnbar P     | 22    | 2       | 87   | 2       | 1/8  | 43.50   |
| Matthew, Jack*              | 14    | -       | 65   | 6       | 2/8  | 10.83   |
| McCahon, Finn L             | 16    | -       | 88   | 4       | 2/33 | 22.00   |
| McCahon, Finn L*            | 19    | 1       | 99   | 3       | 2/25 | 33.00   |
| McNee, William O            | 20    | 1       | 114  | 4       | 1/12 | 28.50   |
| McPherson, Christian        | 18    | -       | 103  | 3       | 1/9  | 34.33   |
| McPherson, Christian*       | 18    | -       | 124  | 3       | 2/22 | 41.33   |
| Meerkin, Luca               | 14    | -       | 105  | -       | -    | -       |
| Meerkin, Luca*              | 15    | -       | 95   | -       | 0/10 | -       |
| Murray, Josh                | 18    | -       | 91   | 1       | 1/13 | 91.00   |
| Neep, Jonathan              | 19    | 2       | 53   | 7       | 3/15 | 7.57    |
| Nickelson, William A        | 19    | 3       | 66   | -       | 0/4  | -       |
| Nilsen, Paul                | 17    | 1       | 100  | -       | 0/24 | -       |
| O'Brien, Tarquin G          | 11.5  | 1       | 83   | 1       | 1/19 | 83.00   |
| O'Malley, Henry J           | 9.4   | -       | 37   | 4       | 2/16 | 9.25    |
| Petrie-Repar, Joseph H      | 16.3  | 2       | 64   | 2       | 1/4  | 32.00   |
| Petrie-Repar, Joseph H*     | 20    | 3       | 58   | 5       | 2/8  | 11.60   |
| Pickering, Jake C           | 15    | 2       | 93   | 4       | 2/43 | 23.25   |
| Pope, Harrison J            | 19    | -       | 81   | 3       | 2/16 | 27.00   |
| Power, Robbie C             | 11    | -       | 41   | 4       | 2/6  | 10.25   |
| Pratt, Isaac W              | 18    | 1       | 66   | 1       | 1/5  | 66.00   |
| Pratt, Isaac W*             | 13.5  | 3       | 52   | 1       | 1/9  | 52.00   |
| Prole, James A              | 15    | 2       | 32   | 10      | 2/2  | 3.20    |
| Robinson, Oliver P          | 11    | 1       | 47   | 2       | 1/5  | 23.50   |
| Robinson, Oliver P*         | 20    | -       | 110  | 1       | 1/47 | 110.00  |
| Rogers, Louis C             | 18    | 1       | 75   | 1       | 1/11 | 75.00   |
| Rogers, Louis C*            | 20.2  | 1       | 72   | 8       | 2/12 | 9.00    |
| Rogers, William R           | 20    | -       | 66   | 6       | 2/9  | 11.00   |
| Rogers, William R*          | 16.2  | 1       | 111  | 4       | 1/11 | 27.75   |
| Ryan, Billie H              | 17    | 3       | 64   | 3       | 2/7  | 21.33   |
| Ryan, Billie H*             | 19    | 3       | 89   | 3       | 2/32 | 29.67   |
| Ryan, Patrick               | 21    | 1       | 70   | 2       | 1/7  | 35.00   |
| Saragossi, Angelos J        | 8     | 1       | 33   | -       | 0/3  | -       |
| Saragossi, Angelos J*       | 6     | -       | 55   | 1       | 1/22 | 55.00   |
| Saunders, Blake             | 18    | -       | 122  | 1       | 1/18 | 122.00  |
| Scarcella, Charles          | 17    | -       | 57   | 3       | 2/7  | 19.00   |
| Sharland, Matthew C         | 13    | 4       | 35   | 1       | 1/11 | 35.00   |
| Siddle, Will R              | 21    | -       | 78   | 1       | 1/32 | 78.00   |
| Skerl, Oliver J             | 20    | 3       | 84   | -       | 0/9  | -       |
| Smith, Jack H               | 20    | -       | 110  | 5       | 2/8  | 22.00   |
| Smith, Jack H*              | 15    | 1       | 77   | -       | -    | -       |
| Sorensen-Bews, Christian A  | 17    | 5       | 40   | 10      | 5/2  | 4.00    |
| Sorensen-Bews, Christian A* | 16    | 5       | 49   | 4       | 2/5  | 12.25   |
| Sorensen-Bews, Hamish K     | 19    | 7       | 29   | 5       | 2/3  | 5.80    |
| Sorensen-Bews, Hamish K*    | 22    | 7       | 59   | 3       | 1/1  | 19.67   |
| Steedman, Harrison J        | 18    | 1       | 98   | 3       | 1/11 | 32.67   |
| Syrett, Mitchell J          | 21    | 5       | 70   | 6       | 2/1  | 11.67   |
| Syrett, Mitchell J*         | 18    | 1       | 76   | 3       | 1/4  | 25.33   |
| Tallon, Heath W             | 20    | 3       | 53   | 5       | 2/4  | 10.60   |
| Tallon, Heath W*            | 21    | 3       | 72   | 6       | 2/10 | 12.00   |
| Taylor, Rhys A              | 13    | -       | 53   | 4       | 2/7  | 13.25   |
| Thomas, Edward G            | 21    | 1       | 124  | 4       | 3/13 | 31.00   |
| Thompson, James W           | 22.5  | 5       | 68   | 4       | 1/9  | 17.00   |
| Thompson, James W*          | 22.5  | 8       | 72   | 7       | 3/15 | 10.29   |
| Tinetti, Tristan C          | 17    | 2       | 46   | 4       | 2/5  | 11.50   |
| Tinetti, Tristan C*         | 24    | 2       | 117  | 3       | 1/12 | 39.00   |
| Toy-Wagner, Renee S         | 12    | 1       | 73   | 5       | 2/10 | 14.60   |



## UNDER 11 BOWLING continued

| Player               | Overs | Maidens | Runs | Wickets | Best | Average |
|----------------------|-------|---------|------|---------|------|---------|
| Toy-Wagner, Renee S* | 21    | 1       | 84   | 4       | 1/2  | 21.00   |
| Trotter, Mitchell    | 18    | -       | 75   | 3       | 3/41 | 25.00   |
| Vidler, Callum A     | 25    | 3       | 70   | 4       | 3/3  | 17.50   |
| Vidler, Callum A*    | 18    | 4       | 63   | 6       | 5/9  | 10.50   |
| Watt, Roman S        | 20    | 2       | 54   | 10      | 3/6  | 5.40    |
| Watt, Roman S*       | 13    | 5       | 22   | 4       | 2/2  | 5.50    |
| Wex, Thomas C        | 18    | 5       | 41   | 4       | 2/6  | 10.25   |
| Wheeley, Matthew E   | 20    | -       | 96   | 4       | 2/24 | 24.00   |
| Wheeley, Matthew E*  | 15    | -       | 67   | 4       | 2/18 | 16.75   |
| Whitten, Joseph R    | 16    | 3       | 61   | 5       | 3/4  | 12.20   |
| Williams, Jackson M  | 21    | 1       | 73   | 6       | 2/11 | 12.17   |
| Williams, Thomas C   | 22    | 1       | 108  | 3       | 1/6  | 36.00   |
| Willis, Harrison R   | 20.1  | 4       | 51   | 11      | 3/4  | 4.64    |
| Willis, Harrison R*  | 27    | 5       | 75   | 7       | 2/11 | 10.71   |
| Wood, Oliver W       | 21    | 3       | 106  | 3       | 1/6  | 35.33   |

\*Played Post-Christmas



Congrats to Christian Sorensen-Bews for 5 wickets for 2 runs off 4 overs for Under11 Black vs Everton Comets at Everton.



Our Valley players Evie Bond, Sofie Maddox, Jess McGill & Abby Harris at the Queensland State School Champs with Met North in Bundaberg.

## UNDER 11 TO OPEN (U17) CLUB APPOINTED INDIVIDUAL TROPHIES

| <b>UNDER 10/11 GIRLS COMPETITION</b> |                                       |
|--------------------------------------|---------------------------------------|
| Batting Average                      | Grace Dudgeon 60 (120 runs)           |
| Bowling Average                      | Jessica Crighton 8.6 (12 wickets)     |
| Most Valuable Player                 | Stella Tsoni<br>(102 runs, 4 wickets) |
| Most Dismissals (ctch/stps)          | Indiana Bailey (4 catches)            |

| <b>UNDER 11</b>             |  |
|-----------------------------|--|
| Batting Average             | Callum Vidler 236<br>(472 runs, 10 innings, 8 no)      |
| Bowling Average             | James Prole 3.2<br>(10 wickets, 32 runs, 15 overs)     |
| Most Valuable Player        | Callum Vidler (472 runs,<br>10 wickets, 10 dismissals) |
| Most Dismissals (ctch/stps) | Guy Hilditch (11 catches)                              |

| <b>UNDER 13</b>             |   |
|-----------------------------|---|
| Batting Average             | Hugh Weibgen 317<br>(317 runs, 5 innings, 4 no)       |
| Bowling Average             | Marcus Zipf 4.333<br>(6 wickets, 26 runs, 15.5 overs) |
| Most Valuable Player        | Hugh Weibgen 14.51<br>(317 runs, 14 dismissals)       |
| Most Dismissals (ctch/stps) | Hugh Weibgen 14<br>(6 catches, 8 stumpings)           |

| <b>UNDER 15</b>             |   |
|-----------------------------|---|
| Batting Average             | Danny Young 94.66<br>(284 runs, 7 innings, 4 no)              |
| Bowling Average             | Ben Lanigan 1.75<br>(4 wickets, 28 runs, 16 overs)            |
| Most Valuable Player        | Edward Backstrom 15.85<br>(247 runs, 6 wickets, 2 dismissals) |
| Most Dismissals (ctch/stps) | Daniel Athanasellis (5 catches)                               |

| <b>CENTURY SCORERS</b> | <b>1000 RUNS TROPHIES</b> |
|------------------------|---------------------------|
| Edward Backstrom       | Nicholas Miller           |
| Lachlan Ford           |                           |
| Innes Hall-Pearce      |                           |
| Brodie Hollins         |                           |
| Darcy Lewis            |                           |
| Hamish Sorensen-Bews   |                           |
| Angus Tolhurst         |                           |
| Hugh Weibgen           |                           |

| <b>UNDER 12/13 GIRLS COMPETITION</b> |  |
|--------------------------------------|--|
| Batting Average                      | Sofi Maddox 133.5 (267 runs)             |
| Bowling Average                      | Abby Harris 8.4 (18 wickets)             |
| Most Valuable Player                 | Genevieve Bond<br>(407 runs, 11 wickets) |
| Most Dismissals (ctch/stps)          | Sofi Maddox (6 catches)                  |

| <b>UNDER 12</b>             |  |
|-----------------------------|--|
| Batting Average             | Max Clark 105<br>(210 runs, 6 innings, 4 no)                 |
| Bowling Average             | Gabriel Hogarth-Howes 5.66<br>(9 wickets, 51 runs, 18 overs) |
| Most Valuable Player        | Brodie Hollins 13.62 (274 runs,<br>8 wickets, 7 dismissals)  |
| Most Dismissals (ctch/stps) | Brodie Hollins, Rhys Syrett<br>(6 catches, 1 stumping)       |

| <b>UNDER 14</b>             |   |
|-----------------------------|---|
| Batting Average             | Ben Murdoch 66.5<br>(133 runs, 5 innings, 3 no)         |
| Bowling Average             | Hilton Bidgood 4.55<br>(9 wickets, 42 runs, 22.2 overs) |
| Most Valuable Player        | Hilton Bidgood 6.96<br>(82 runs, 9 wickets, 3 catches)  |
| Most Dismissals (ctch/stps) | Nathan Harding 6<br>(5 catches, 1 stumping)             |

| <b>OPEN UNDER 17</b>        |   |
|-----------------------------|---|
| Batting Average             | Declan Walker 39<br>(156 run, 5 innings, 1 no)            |
| Bowling Average             | Matthew Roach 13.6667<br>(6 wickets, 82 runs, 27.3 overs) |
| Most Valuable Player        | Declan Walker 6.78<br>(156 runs, 3 wickets, 3 catches)    |
| Most Dismissals (ctch/stps) | Samuel Cope, Ari Poulos<br>(4 catches)                    |

| <b>NO 50 WICKET TROPHIES</b>  | <b>HAT TRICKS</b> |
|-------------------------------|-------------------|
|                               | Caspar Cole       |
| <b>NO 70 WICKETS TROPHIES</b> | Sam Waite         |
|                               |                   |
|                               |                   |
|                               |                   |
|                               |                   |
|                               |                   |
|                               |                   |



Congrats to Darcy Lewis (left) who scored 93 not out last week and then 105 not out from 91 balls this week for U13 Valley White.  
Great partnership with Darcy O'Rourke to bring up his century in the 55th over.

# U8 - U10 MODIFIED RULES GRADES PLAYER, COACH & MANAGER LISTS

**14 Under 10 Teams, 21 Under 9 Teams, 13 Under 8 teams & 4 Super Six Girls teams = 52 Teams**

## **UNDER 10 BATS**

|                                |
|--------------------------------|
| Belanszky, Nicholas D          |
| Bright, Sean                   |
| Corfield, Baden D              |
| Curtin, Noah                   |
| Foster, Ewan P                 |
| Klaassen, Sam                  |
| Marriott, Oliver P             |
| McGauley, William              |
| Rodgers, Thomas R              |
| van Winden, Harry M            |
| Wilde, Zachary                 |
| <b>Coach: Neil Foster</b>      |
| <b>Manager: Nicole Rodgers</b> |

## **UNDER 10 CROCODILES**

|                                  |
|----------------------------------|
| Dittmar, Jasper L                |
| Hopkins, Paul Louis L            |
| Horton, Flynn E                  |
| Lukin, Will J                    |
| Murphy, Dominic F                |
| Norton, Max E                    |
| Parkin, Asher W                  |
| Quinn, Max                       |
| Sandstrom, Ben V                 |
| Smith, Billy J                   |
| Wilkinson, Harry C               |
| Woods, Tristan R                 |
| <b>Coach: Matthew Horton</b>     |
| <b>Manager: Catherine Murphy</b> |

## **UNDER 10 FALCONS**

|                               |
|-------------------------------|
| Challenor, Ted J              |
| Deacon, Jonathan              |
| Dickman, Kian                 |
| Ferris, Ben A                 |
| Lister, Harley A              |
| Macpherson, Daisy             |
| Macpherson, Darragh N         |
| Pennisi, Xavier D             |
| Rodman, Maximus J             |
| Rowston, Matthew T            |
| Wilke, Anu                    |
|                               |
| <b>Coach: Glenn Dickman</b>   |
| <b>Manager: Ted Challenor</b> |

## **UNDER 10 BRUMBIES**

|                               |
|-------------------------------|
| Barron, Ted                   |
| Durbin, Leuca                 |
| Green, Isaac W                |
| Hollingdrake, Thomas          |
| Macfarlane, Alexander         |
| Polich, Braidyn C             |
| Pollard, George               |
| Purcell, Matthew A            |
| Slaughter, Max                |
| Sones, Sammy                  |
|                               |
| <b>Coach: Andrew Green</b>    |
| <b>Manager: Andrew Barron</b> |

## **UNDER 10 EAGLES**

|                                      |
|--------------------------------------|
| Barr-Thomson, Alexander S            |
| Charles, William J                   |
| Coleman, Lachlan                     |
| Gaspar, Charlie J                    |
| Griffiths, Kobi J                    |
| Huntley, Liam H                      |
| Lambley, Henry E                     |
| Larkin, Jasper A                     |
| Lewis, Samuel P                      |
| O'Neill, Ky B                        |
| Peters, Alexander W                  |
|                                      |
| <b>Coach: Tony Lewis, Peter Barr</b> |
| <b>Manager: Christine Lewis</b>      |

## **UNDER 10 FOXES**

|                               |
|-------------------------------|
| Boys, Owen                    |
| Chanson, Sasha                |
| Frechtling, Ryan              |
| Justice, Jack                 |
| Kani, Ashley                  |
| Macfarlane, Andrew D          |
| Moore, Maximilian W           |
| Murray-Brown, Lincoln         |
| Roberts, Riley                |
| Rogers, Gabriel               |
| Zandvliet, Nick A             |
|                               |
| <b>Coach: Michael Moore</b>   |
| <b>Manager: Janice Chason</b> |

**UNDER 10 GECKOS**

|                              |
|------------------------------|
| Anderson, Will               |
| Barry, Jasper R              |
| Buck, Benjamin               |
| Cusack, Daniel A             |
| Donaldson, Thomas J          |
| Henry, James P               |
| Maguire, Nicholas J          |
| Morrison, Blair A            |
| Parry, Nicholas J            |
| Reinke, James P              |
| Versace, Remy Lawrence       |
|                              |
| <b>Coach: Greg Cusack</b>    |
| <b>Manager: Jane Maguire</b> |

**UNDER 10 GOANNAS**

|                              |
|------------------------------|
| Forrester, Jack T            |
| France, Zac H                |
| Gillett, Austin J            |
| Krome, Joseph J              |
| Leckie, Thor                 |
| McGahan, Jack M              |
| Mulcahy, James T             |
| Pittman, Oscar J             |
| Simpson, Joseph J            |
| Toon, Max P                  |
| Treston, Tom P               |
|                              |
| <b>Coach: Michael Krome</b>  |
| <b>Manager: Luke Pittman</b> |

**UNDER 10 KOOKABURRAS**

|                                  |
|----------------------------------|
| Fitzgerald, Alec                 |
| Grinham, Tom                     |
| Hanigan, Conor                   |
| Malczewski, Timothy              |
| Petersen, Harry J                |
| Russell, Lachan K                |
| Scaricini, Hugh W                |
| Webb, Jack W                     |
| Winwood, Oliver J                |
|                                  |
|                                  |
|                                  |
| <b>Coach: Shane Scaricini</b>    |
| <b>Manager: Nerina Scaricini</b> |

**UNDER 10 MAGPIES**

|                            |
|----------------------------|
| Brown, Luca J              |
| Deem, Isaac                |
| Dwyer, William             |
| Grasso, Vinnie J           |
| McCall, Lachlan F          |
| McClure, Cameron           |
| Salter, Jesse F            |
| Smith, Archie C            |
| Stannard, Thomas F         |
| Turner, George             |
|                            |
|                            |
| <b>Coach: Nick Winwood</b> |
| <b>Manager: Emma Smith</b> |

**UNDER 10 QUOKKAS**

|                            |
|----------------------------|
| Anderson, Patrick J        |
| Berwick, Lachlan T         |
| Braithwaite, Lachlan J     |
| Dyer, Harrison             |
| Elliott, Noah J            |
| Miles, Jonah L             |
| Morris, Lachlan            |
| Roberts, Nate T            |
| Roberts, Sid A             |
| Staby, Kai E               |
|                            |
|                            |
|                            |
| <b>Coach: Joe Anderson</b> |
| <b>Manager: Paul Dyer</b>  |

**UNDER 10 RAPTORS**

|                                |
|--------------------------------|
| Ashman, Bailey                 |
| Beirne, Harry T                |
| Brandon, James A               |
| Lewis, Joshua G                |
| Malone, Mason J                |
| Oxenham, Oscar P               |
| Scholes, Hayden B              |
| Scott, Nicholas                |
| Smeaton, Isaac B               |
| Waring, William H              |
| Woolaston, James M             |
| Stanley, William A             |
|                                |
| <b>Coach: Brad Scholes</b>     |
| <b>Manager: Jacqui Greaves</b> |

**UNDER 10 REDBACKS**

|   |
|---|
| Davidson, Lachlan J                       |
| Ford, Max                                 |
| Gascoigne, Angus                          |
| Gascoigne, Charlie                        |
| O'Rourke, Finn W                          |
| Pryor, Lucas                              |
| Sanders, Van j                            |
| Shepherd, Nicholas J                      |
| Spence, Alexander L                       |
| Turley, Dylan J                           |
| Ullman, Parker                            |
|   |
| <b>Coach: Scott Ullman, Dean Davidson</b> |
| <b>Manager: Jeanette Davidson</b>         |

**UNDER 10 WALLABIES**

|                                 |
|---------------------------------|
| Bateman, Daisey G               |
| Chappell, Tom J                 |
| Clark, Angus A                  |
| Curley, Jim A                   |
| Deane, Fox M                    |
| Duncan, Luke P                  |
| Forrest, Benjamin A             |
| Hogan, Harry                    |
| Jones, Ryan A                   |
| Knowles, George                 |
| Quarterman, Zachary             |
| Spicer, Oscar                   |
| <b>Coach: Colin Clark</b>       |
| <b>Manager: Natasha Forrest</b> |



, Karen Willis, with the Frank & Noreen Vidler Memorial Trophy for her great service to junior cricket during the 2016/17 season.  
L to R: Patrick Vidler, Karen Willis, Katherine Vidler & Clinton Kempnich.

**UNDER 9 BARRACUDAS**

|                                 |
|---------------------------------|
| Barnett, Zachary                |
| Corfield, Baden                 |
| Graham, Dean                    |
| Hagarty, Breyton                |
| McGinn, Cooper                  |
| Murray, Lachlan                 |
| O'Brien, Henry                  |
| <b>Coach: Jason O'Brien</b>     |
| <b>Manager: Kirsten Hagarty</b> |

**UNDER 9 COLTS**

|                              |
|------------------------------|
| Cole, Jed                    |
| Cosmi, Lucas                 |
| Di Maria, Jack               |
| Horton, Edward P             |
| Lambley, William J           |
| Schmidt, Ollie               |
|                              |
| <b>Coach: Jason Lambley</b>  |
| <b>Manager: Julia Horton</b> |

**UNDER 9 DOLPHINS**

|                                |
|--------------------------------|
| Baker, Lachlan G               |
| Bennett, Miles w               |
| Bryant, Oliver W               |
| Carracedo, Xavier M            |
| Collins, Isaac M               |
| Dauber, Oliver H               |
| Mellick, Oliver                |
| <b>Coach: Grant Baker</b>      |
| <b>Manager: Michelle Baker</b> |

**UNDER 9 GOANNAS**

|                                |
|--------------------------------|
| Farrelly, Isaac                |
| Huntley, Madison               |
| McKenna, Leo E                 |
| Rosanowski, Elizabeth          |
| Smith, Hamish                  |
| Smith, Kit                     |
| Stewart, Hamish                |
| <b>Coach: Robb McKenna</b>     |
| <b>Manager: Amy Rosanowski</b> |

**UNDER 9 BRUMBIES**

|                                 |
|---------------------------------|
| Bacalakis, Theodore J           |
| Bishop, Mitchell G              |
| Casey, Declan L                 |
| Laubscher, Zander L             |
| McDade, William S               |
| Polich, Braidyn                 |
| Slesarewich, Thomas A           |
| <b>Coach: Brian Polich</b>      |
| <b>Manager: Cindy Bacalakis</b> |

**UNDER 9 CROWS**

|                             |
|-----------------------------|
| Barron, Tommy               |
| Bromell, Freddie            |
| Gentile, Oliver             |
| Naughton, Daniel            |
| Steane-Bear, Ernie          |
| Stein, Archer               |
| Tsonis, Sam                 |
| <b>Coach: Pino Gentile</b>  |
| <b>Manager: Daniel Bear</b> |

**UNDER 9 FOXES**

|                                |
|--------------------------------|
| Bulley, Adam C                 |
| Casey, Matthew                 |
| Harding, Noah                  |
| Hopes, Patrick J               |
| Hughes, Casey J                |
| Macklin, Hugo                  |
| Taylor, Jasper                 |
| <b>Coach: Cambell Harding</b>  |
| <b>Manager: Narelle Bulley</b> |

**UNDER 9 KOALAS**

|                                |
|--------------------------------|
| Cleary, Patrick B              |
| Devine, William                |
| Marshall, Harrison             |
| Pallister, Connor              |
| Peake, Robert-Roy              |
| Reinders, Caleb                |
| Wex, Benjamin                  |
| <b>Coach: Richard Marshall</b> |
| <b>Manager: Julia Bunn</b>     |



**UNDER 9 KOOKABURRAS**

|                                |
|--------------------------------|
| Bailey, Matilda                |
| Crighton, Holly M              |
| Crighton, Jessica M            |
| Lee-Archer, Matilda            |
| Tinetti, Alyssa                |
| Bell, Prue                     |
| Hoe, Lilly                     |
| <b>Coach: Phil Tinetti</b>     |
| <b>Manager: Keith Crighton</b> |

**UNDER 9 MAGPIES**

|                                 |
|---------------------------------|
| Andrews, Tobias M               |
| Gallagher, Daniel J             |
| Gallagher, Joseph               |
| Graham, Harrison                |
| Harris, Callum H                |
| Manahan, Finn T                 |
| Miller, Jake J                  |
| <b>Coach: Nathan Sharland</b>   |
| <b>Manager: Libby Gallagher</b> |

**UNDER 9 MANTA RAYS**

|                               |
|-------------------------------|
| Bagnall, William              |
| Clay, Harry                   |
| Cook, Taj                     |
| Head, Samuel                  |
| Johnson, Ethan                |
| McCabe, Lucas                 |
| Wilde, Jonah                  |
|                               |
| <b>Coach: Shannon Clay</b>    |
| <b>Manager: Lauren Holmes</b> |

**UNDER 9 MARLINS**

|                             |
|-----------------------------|
| Barrett, Hugh P             |
| Burke, Hugh                 |
| Hockey, Elliot              |
| Longworth, Angus            |
| Lovely, William P           |
| McNeill, Angus              |
| Yoong, Rosezetta            |
| Yoong, Zachary J            |
| <b>Coach: Pete Barrett</b>  |
| <b>Manager: Mick Lovely</b> |

**UNDER 9 OWLS**

|                              |
|------------------------------|
| Braben, Tom                  |
| Gonzalez, Ambrose            |
| Lush, Cooper J               |
| Moore, Flynn                 |
| Neep, Hunter                 |
| Roberts, Darren              |
| Standfield, Archie           |
| <b>Coach: Fergus Rees</b>    |
| <b>Manager: Justine Neep</b> |

**UNDER 9 PELICANS**

|                               |
|-------------------------------|
| Barrel, Hugh                  |
| Brown, Henry                  |
| Clifton, Hamish P             |
| Grice, Joseph                 |
| Jobbins, Michael              |
| Schmidt, Max                  |
| Wood, Harry                   |
| <b>Coach: Darren Schmidt</b>  |
| <b>Manager: Helen Clifton</b> |

**UNDER 9 REDBACKS**

|                              |
|------------------------------|
| Blake, George N              |
| Cray, Ewan W                 |
| Kerrigan, Henry M            |
| Miall, Elijah E              |
| Prichard, Max                |
| Purcell, Ben                 |
| Rogers, Archie M             |
| <b>Coach: Phil Cray</b>      |
| <b>Manager: Sasha Rogers</b> |

**UNDER 9 SEA LIONS**

|                               |
|-------------------------------|
| Billings, Tobin               |
| Blaszczyk, Benjamin M         |
| Brewer, Owen A                |
| Johnsen, Alex                 |
| Mead, Benjamin                |
| Preston, William M            |
| Woodward, Andrew              |
| <b>Coach: Grant Johnsen</b>   |
| <b>Manager: Joelle Brewer</b> |

**UNDER 9 SHARKS**

|                             |
|-----------------------------|
| Malton, Kian L              |
| Branch, Eamon W             |
| Jay, Zachary J              |
| Somerville, Sam F           |
| Todman, Hugh                |
| Longworth, Fraser           |
| Longworth, Hamish           |
| <b>Coach: Murray Branch</b> |
| <b>Manager: Kathryn Jay</b> |

**UNDER 9 STINGRAYS**

|                                  |
|----------------------------------|
| Andriske, William A              |
| Craig, Harry G                   |
| Gillman, Elliott F               |
| Henderson, Charlie W             |
| Ritchie, William J               |
| Schulz, Ethan                    |
| Schulz, Harvey                   |
| <b>Coach: Scott Craig</b>        |
| <b>Manager: Cassie Henderson</b> |

**UNDER 9 TAIPANS**

|                                  |
|----------------------------------|
| Fearnley, Wil                    |
| Merchant, Ekaluvya N             |
| Quinn, Max                       |
| Rothwell, Benjamin               |
| Smith, Colby                     |
| Voss, Conrad                     |
| Warner, Callum                   |
| <b>Coach: Chris Smith</b>        |
| <b>Manager: Belinda Fearnley</b> |

**UNDER 9 TASSIE TIGERS**

|                              |
|------------------------------|
| Balasubramanian, Siddharth V |
| Fitzpatrick, Archie R        |
| Flynn, Kian j                |
| Hassed, Aiden                |
| McPhee, Cameron J            |
| Teall, Henry A               |
| Veneris, William D           |
| <b>Coach: Matt McPhee</b>    |
| <b>Manager: Alan Flynn</b>   |

**UNDER 9 WATERDRAGONS**

|                                |
|--------------------------------|
| Brandon, Thomas E              |
| Matheson, Riley                |
| McPhee, William                |
| Mercer, Jack H                 |
| Scott, Dominic                 |
| Waring, Jackson                |
| Wood, Tom J                    |
| <b>Coach: Richard Waring</b>   |
| <b>Manager: Jacqui Greaves</b> |



Junior Coach, Age Group Coordinator and Club Sponsor (Visis Private Wealth), Chris Smith, with his Under 9 Taipans for the last game of the season, one of the club's tireless volunteers



**UNDER 8 BULLS**

|                             |
|-----------------------------|
| Cook, Julian                |
| de Jager, Joshua N          |
| Errington, Dylan            |
| Grant, James B              |
| Smith, Beauie               |
| Smith, Campbell             |
| Tallon, Archer              |
| <b>Coach: Chris Smith</b>   |
| <b>Manager: Craig Smith</b> |

**UNDER 8 CROCODILES**

|                                 |
|---------------------------------|
| Barrett, Clancy L               |
| Brumby, Jack W                  |
| Devine, Hugh J                  |
| Gripske, Hayden                 |
| Hardcastle, Thomas              |
| Malone, Quinn                   |
| Pope, Joshua J                  |
| <b>Coach: Ross Hardcastle</b>   |
| <b>Manager: Lawrence Devine</b> |

**UNDER 8 DINGOES**

|                             |
|-----------------------------|
| Banvill, Callum M           |
| Karoly, Nate W              |
| Meade, Zac E                |
| Metzeling, Cayden J         |
| Revis, Thomas               |
| Stuart, Cooper J            |
| Weibgen, Harry I            |
| <b>Coach: Graeme Stuart</b> |
| <b>Manager: Jen Stuart</b>  |

**UNDER 8 DUCKS**

|                                  |
|----------------------------------|
| Clementson, Hugh R               |
| Mahoney, Darcy                   |
| Mercer, Andy                     |
| Spencer, Maxwell                 |
| Szumowski, Lachlan               |
| Waring, Matthew P                |
| Wood, Charlie L                  |
| <b>Coach: Cameron Mercer</b>     |
| <b>Manager: Danny Clementson</b> |

**UNDER 8 EAGLES**

|                              |
|------------------------------|
| Anderson, Archie             |
| Bathgate, Andrew             |
| Bryant, Charlie W            |
| Evans, Hayden                |
| Ferguson, Connor             |
| Morley, Conor                |
| O'Shea, Connor               |
|                              |
| <b>Coach: Ian Bathgate</b>   |
| <b>Manager: Katie Bryant</b> |

**UNDER 8 FALCONS**

|  |
|--|
| Carlson, Fletcher                                  |
| Dillane, Hugo                                      |
| Fisher, Levi                                       |
| Hudson, Adam R                                     |
| Lessner, Janis Niklas                              |
| Murdoch, Matthew                                   |
| Silvester, Benjamin C                              |
| Warlow, Alex                                       |
| <b>Coach: Brendan McConville,<br/>Brett Fisher</b> |
| <b>Manager: Kim Hudson</b>                         |

**UNDER 8 GECKOS**

|                             |
|-----------------------------|
| Braben, Jack                |
| Butler, Richard             |
| Durbin, Oliver              |
| Goold, Bodie                |
| Gordon, Lewis               |
| Green, Oscar                |
| Leo Barnard                 |
| <b>Coach: Oliver Braben</b> |
| <b>Manager: Mala McHale</b> |

**UNDER 8 HAWKS**

|                                  |
|----------------------------------|
| Condon, Langdon P                |
| Ferguson, Luke J                 |
| Miller, Angus W                  |
| Powell, Archie W                 |
| van Doornum, Emmet               |
| Varvari, Angus H                 |
| Waters, Henry J                  |
| <b>Coach: Tim Ferguson</b>       |
| <b>Manager: Christine Condon</b> |

**UNDER 8 KANGAROOS**

|                              |
|------------------------------|
| Grayson, Loye                |
| Hogan, Joseph                |
| Page, Henry                  |
| Spence, Mitchell             |
| Stafford, Hugo               |
| Ullman, Fraser               |
| Whitta, Aiden                |
| <b>Coach: Jim Grayson</b>    |
| <b>Manager: Brett Spence</b> |

**UNDER 8 LIONS**

|  |
|--|
| Beaton, William                          |
| Black, Owen                              |
| Easter, William                          |
| Jeffery, Thomas                          |
| Searles, Oliver                          |
| Skermer, Taphan (TJ)                     |
| Thirgood, Daniel W                       |
| <b>Coach: Peter Beaton, Clint Easter</b> |
| <b>Manager: Jodie Beaton</b>             |

**UNDER 8 RAMS**

|                              |
|------------------------------|
| Anderson, Kingston R         |
| Bartlett, Thomas             |
| Butler, James                |
| Jessup, Daniel               |
| Miller, Charlie S            |
| Sawtell-Rickson, Finn        |
| Vickery, Harry               |
| <b>Coach: Doug Vickery</b>   |
| <b>Manager: Sandy Miller</b> |

**UNDER 8 ROSELLAS**

|                                 |
|---------------------------------|
| Ambrose, Hugh B                 |
| Haling, George A                |
| Mahoney, Blake T                |
| Murray, Fletcher J              |
| O'Keeffe, Daniel Q              |
| Speedy, Luke M                  |
| Travers, Patrick W              |
| <b>Coach: Tony Speedy</b>       |
| <b>Manager: Rebecca Ambrose</b> |

**UNDER 8 WALLABIES**

|                            |
|----------------------------|
| Banvill, Sam               |
| Bastow, Alex P             |
| Collins, Patrick J         |
| Cross, Ethan               |
| Maiden, Darcy              |
| Petersen, Matthew          |
| Spain, Declan              |
| <b>Coach: Marc Banvill</b> |
| <b>Manager: Ryan Spain</b> |

## SUPER SIXES GIRLS TEAMS (POST CHRISTMAS)

### UNDER 8/9 COCKATIELS

|                             |
|-----------------------------|
| Bailey, Indiana             |
| Geere, Mia                  |
| Lyons, Bridget              |
| Erasmus, Lucy               |
| Bond, Kate                  |
|                             |
|                             |
|                             |
| <b>Coach: Robert Bailey</b> |
| <b>Manager: Justin Bond</b> |

### UNDER 8/9 KOOKABURRAS

|                                 |
|---------------------------------|
| Bell, Prue                      |
| Tinetti, Alyssa                 |
| Bailey, Matilda                 |
| Hoe, Lilly                      |
| Axman-Friend, Jasmine           |
| Lee-Archer, Matilda             |
|                                 |
|                                 |
| <b>Coach: Phil Tinetti</b>      |
| <b>Manager: Deborah Tinetti</b> |

### UNDER 8/9 LORIKEETS

|                                |
|--------------------------------|
| Callaghan, Mia                 |
| Cavanagh, Julitette            |
| Conlon, Morgan                 |
| Dudgeon, Grace                 |
| Jackson, Grace                 |
|                                |
|                                |
|                                |
| <b>Coach: Tony Dudgeon</b>     |
| <b>Manager: Sarah Cavanagh</b> |

### UNDER 8/9 ROSELLAS

|                                    |
|------------------------------------|
| Gibbons, Luca                      |
| Gibbons, Eloise                    |
| Scarcella, Rose                    |
| Scarcella, Sophia                  |
| Wilkinson, Adelaide                |
| Walsh, Bess                        |
|                                    |
|                                    |
| <b>Coach: Lincoln Gibbons</b>      |
| <b>Manager: Caroline Wilkinson</b> |



These girls and boys from our in2Cricket program at the club had the honour of standing in front of the Australian team during the national anthem at the Gabba Test

# ALL TIME JUNIOR RECORDS

## PREMIERSHIPS

|                       |   |   |
|-----------------------|---|---|
| <b>Open Div 2 (1)</b> | BNJCA: 2013/14  |   |
| <b>Under 16 (11)</b>  | Old Zone 2 (4):   | 1975/76, 1980/81, 1981/82, 1982/83                            |
|                       | BNJCA (7):  | 1994/95, 1997/98, 1998/99, 2000/01, 2001/02, 2002/03, 2006/07 |
| <b>Under 15 (7)</b>   | BNJCA: 2004/05, 2006/07, 2007/08, 2014/15, 2015/16, 2016/17 (2)   |   |
| <b>Under 14 (17)</b>  | BNJCA: 1993/93, 1994/95, 1996/97, 1997/98, 1999/00, 2001/02, 2003/04 (2), 2006/07, 2008/09, 2011/12 (2), 2012/13 (2), 2013/14, 2014/15, 2015/16 |   |
| <b>Under 13 (16)</b>  | BNJCA: 1993/94, 1995/96, 1999/00, 2001/02, 2002/03, 2005/06 (2), 2006/07, 2008/09, 2009/10 (3), 2010/11, 2011/12, 2014/15, 2016/17              |   |

## CLUB CHAMPIONSHIPS

1998/99

## UNDER 11 – OPEN GRADES TOP ALL TIME PERFORMERS

### TOP 10 RUN-SCORERS

|    | Player                 | Inn | NO | HS   | Runs | Avg   |
|----|------------------------|-----|----|------|------|-------|
| 1  | Christopher Fitzgerald | 39  | 16 | 157* | 1700 | 73.91 |
| 2  | William Oswell         | 62  | 26 | 90   | 1628 | 45.22 |
| 3  | Ben Bowen              | 64  | 21 | 105  | 1613 | 37.51 |
| 4  | Nicholas Stoddart      | 42  | 14 | 151  | 1558 | 55.64 |
| 5  | Nicholas Kruger        | 44  | 15 | 130* | 1488 | 51.31 |
| 6  | Andrew Tibbles         | 56  | 22 | 90*  | 1457 | 42.85 |
| 7  | Harry Watson           | 61  | 22 | 103* | 1393 | 35.72 |
| 8  | Michael Thompson       | 62  | 28 | 94*  | 1333 | 39.21 |
| 9  | Shane Kabel            | 73  | 14 | 85*  | 1308 | 22.17 |
| 10 | Adam Peters            | 69  | 17 | 70*  | 1307 | 25.13 |

### TOP 10 WICKET-TAKERS

|   | Player           | Overs | Runs | Wkts | Avg   | BBowl |
|---|------------------|-------|------|------|-------|-------|
| 1 | Matthew Cooper   | 317   | 1115 | 92   | 12.12 | 6/24  |
| 2 | Dylan Sulzer     | 307   | 969  | 83   | 11.67 | 4/11  |
| 3 | Dean Butt        | 302   | 681  | 74   | 9.20  | 5/2   |
| 4 | Haydon Cooper    | 298   | 857  | 73   | 11.73 | 5/14  |
| 5 | James McCorley   | 262   | 797  | 72   | 11.07 | 4/4   |
|   | Shane Kabel      | 305   | 859  | 72   | 11.93 | 6/14  |
| 7 | Thomas Nelson    | 266   | 843  | 71   | 11.87 | 4/19  |
|   | Paul Condon      | 298   | 913  | 71   | 12.86 | 4/4   |
| 9 | Stuart Wilkonson | 291   | 722  | 69   | 10.46 | 4/6   |
|   | Adam Peters      | 268   | 984  | 69   | 14.26 | 4/5   |

### TOP 10 FIELDING DISMISSALS (including 'keepers)

|   | Player                 | Catches | Stumpings | Total |
|---|------------------------|---------|-----------|-------|
| 1 | Justin Street          | 41      | 16        | 57    |
| 2 | Michael Thompson       | 36      | 15        | 51    |
| 3 | Scott Niven            | 38      | 6         | 44    |
| 4 | Shane Kabel            | 37      | 3         | 40    |
|   | Christopher Fitzgerald | 26      | 14        | 40    |
| 6 | Jamie Alexander        | 38      | 0         | 38    |
| 7 | Matthew Habermann      | 31      | 2         | 33    |
|   | Jack Straker           | 26      | 7         | 33    |
| 9 | Adam Peters            | 31      | 1         | 32    |
|   | Adam Lockhart-Krause   | 23      | 9         | 32    |
|   | Michael Tutticci       | 32      | 0         | 32    |

### TOP 10 HIGHEST AGGREGATE RUNS IN A SEASON

|    | Player                 | Season  | Age Group | Runs |
|----|------------------------|---------|-----------|------|
| 1  | Christopher Fitzgerald | 1996/97 | U12       | 574  |
| 2  | Christopher Fitzgerald | 1997/98 | U13       | 565  |
| 3  | Leonard Hill           | 1997/98 | U16       | 539  |
| 4  | Jai Lembryk            | 2011/12 | U14       | 499  |
| 5  | Justin Street          | 1998/99 | U16       | 477  |
| 6  | Callum Vidler          | 2016/17 | U11       | 472  |
| 7  | Scott Niven            | 2011/12 | U17       | 459  |
| 8  | Joshua Brown           | 2009/10 | U16       | 446  |
| 9  | Alex Thompson          | 2007/08 | U15       | 439  |
| 10 | Nicholas Kruger        | 1995/96 | U13       | 436  |

### TOP 10 HIGHEST AGGREGATE WICKET-TAKERS IN A SEASON

|    | Player                  | Season  | Age Group | Wickets |
|----|-------------------------|---------|-----------|---------|
| 1  | Will McFarlane          | 2003/04 | U14       | 32      |
| 2  | Douglas Fitzgerald      | 1996/97 | U16       | 29      |
| 3  | Dean Butt               | 1998/99 | U16       | 26      |
|    | Oliver Ritchie          | 2007/08 | U11       | 26      |
|    | Matthew Cooper          | 2008/09 | U14       | 26      |
| 6  | Mathew Bawden           | 1995/96 | U13       | 25      |
|    | Dylan Sulzer            | 2003/04 | U14       | 25      |
| 8  | Michael Cook            | 1994/95 | U16       | 23      |
|    | Leonard Hill            | 1995/96 | U14       | 23      |
| 10 | William Jensen-Manfield | 1998/99 | U14       | 22      |

### TOP 10 HIGHEST INDIVIDUAL SCORES

|    | Player                 | Season  | Age Group  | Score |
|----|------------------------|---------|------------|-------|
| 1  | Christopher Schulz     | 2003/04 | U16        | 160*  |
| 2  | Christopher Fitzgerald | 1996/97 | U12        | 157*  |
| 3  | Nicholas Stoddart      | 2012/13 | U14        | 151*  |
| 4  | Jack Beath             | 2008/09 | U12        | 150*  |
| 5  | Justin Street          | 1998/99 | U16        | 146*  |
| 6  | Hugh Weibgen           | 2016/17 | U13        | 139   |
| 7  | Cooper Mackie          | 2014/15 | U11        | 138   |
| 8  | Andrew Stower          | 2011/12 | U17        | 137*  |
| 9  | Nicholas Stoddart      | 2015/16 | Open (U17) | 130*  |
| 10 | Nicholas Kruger        | 1997/98 | U16        | 130   |

### TOP 10 HIGHEST WICKET-TAKERS IN AN INNINGS

|   | Player           | Season  | Age Group | Figures |
|---|------------------|---------|-----------|---------|
| 1 | Calum Mackay     | 2013/14 | U14       | 8/23    |
| 2 | Andrew Malone    | 1998/99 | U16       | 7/2     |
| 3 | Will MacFarlane  | 2003/04 | U14       | 7/11    |
| 4 | Jack Kibble      | 2009/10 | U11       | 7/32    |
| 5 | Will MacFarlane  | 2003/04 | U14       | 6/4     |
|   | Oliver Ritchie   | 2007/08 | U11       | 6/4     |
| 7 | Harry Foster     | 2014/15 | U11       | 6/5     |
| 8 | Thomas Cramb     | 2002/03 | U13       | 6/6     |
|   | Christopher Kent | 2005/06 | U14       | 6/6     |
|   | Stephen Hanson   | 2012/13 | U11       | 6/6     |



Just a few of our members at the Under 8, 9 & 10 Season Breakup.

# SUPPORT OUR VALUED SPONSORS

## Platinum Sponsor

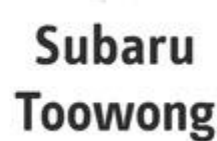


## Gold Sponsors



BROADLEY REES HOGAN  
brhlawyers.com.au

- PROPERTY SERVICES
- CORPORATE & COMMERCIAL
- DISPUTE RESOLUTION



## Club Sponsors



VALLEY DISTRICT  
CRICKET CLUB  
Est. 1897