



**VALLEY DISTRICT CRICKET CLUB**  
KEEPING YOUTH BUSY IN SPORT  
[www.valleycricket.org.au](http://www.valleycricket.org.au)  
Est. 1897

## **VALLEY DISTRICT CRICKET CLUB Inc.**

Affiliated with the Queensland Cricket Association,  
Queensland Sub Districts Cricket Association,  
Warehouse Cricket Association Queensland &  
Brisbane North Junior Cricket Association

### **18 SENIOR TEAMS**

**13 teams affiliated with the Queensland Cricket Association:**  
Grades: First, Second, Third, Fourth, Fifth, Sixth (2 teams), Under 16 Lord's Taverners,  
T20 Sunday Legends, Over 40's, Women's First, Women's Second & Youth Girls

**3 teams affiliated with the Queensland Sub Districts Cricket Association:**  
Grades: B3, C3 & Mel Lowings Cup A Grade

**2 teams affiliated with the Warehouse Cricket Association Queensland:**  
North Division Sunday Grades (Winter): B2 & C4

### **115 JUNIOR TEAMS**

**78 teams affiliated with the Brisbane North Junior Cricket Association:**  
U10 (15 teams), U11 (16 teams), U12 (8 teams), U13 (9 teams),  
U14 (9 teams), U15 (6 teams), Open Division (6 teams), plus,  
9 Girls teams - U11 (4 teams), U13 (2 teams) & U15 (3 teams)

**32 teams affiliated with Cricket Australia - Master Blaster Friday program:**  
U8 (13 teams incl. 2 Girls teams), U9 (19 teams)

**5 teams affiliated with the Warehouse Cricket Association Queensland:**  
Division 1 (Winter): U13 Green, U14 Green  
Division 2 (Winter): U13 Blue, U14 Blue, U15 Blue

# **ONE HUNDRED & TWENTIETH ANNUAL REPORT & FINANCIAL STATEMENT 2019/2020**

To be submitted to the Annual General Meeting,  
Ashgrove Sports Ground Clubhouse, Yoku Road, Ashgrove  
7.30pm, Tuesday 11 August 2020

## **122<sup>ND</sup> YEAR**

### **6 PREMIERSHIPS**

**2 SENIOR PREMIERSHIPS: 1<sup>ST</sup> Grade T20, 4<sup>TH</sup> Grade One-Day**  
**4 JUNIOR PREMIERSHIPS: Under 15 Girls Azure, Under 14 Grey, Under 13 Maroon & Under 13 Red**

### **1506 REGISTERED PLAYERS**

**207 Senior Males + 717 Junior Males = 924 Males**  
**47 Senior Females + 82 Junior Females = 129 Females**  
**124 Junior Blasters + 329 Master Blasters (110 Wednesday + 219 Friday) = 413 Boys & 40 Girls**

**133 TEAMS    1506 TOTAL PARTICIPANTS    300+ VOLUNTEERS**

# ANNUAL GENERAL MEETING

**All members and supporters are cordially invited to attend the Annual General Meeting of the Valley District Cricket Club Inc, to be held at the Ashgrove Sports Ground Clubhouse, Yoku Road, Ashgrove, 7.30pm, Tuesday 11 August, 2020.**

## AGENDA

1. To receive the 2019/2020 Annual Report and Financial Statements.
2. To elect Office Bearers for the 2020/2021 year.
3. To elect an Honorary Auditor for the 2020/2021 year.
4. General Business.
5. Complimentary Refreshments.

## CLUB INFORMATION

### Official Club Colours

Navy Blue & Sky Blue

### Club Victory Song (an adaptation of the last verse of the old Fortitude Valley Rugby League Club song)

Sitting in the clubhouse after we've won the game  
Another famous victory has added to our name  
And now as we sit and celebrate  
A victory great  
We played it straight  
The champion Valley Diehards  
The boys in Royal Blue

### 11 First Grade Premierships

1901/02, 1914/15, 1918/19, 1919/20, 1928/29, 1930/31, 1974/75, 1984/85, 1994/95, 1996/97, 2013/14

### 11 Club Championships

1974/75, 1978/79, 1982/83, 1988/89, 1990/91, 1991/92, 1992/93, 1996/97, 2000/01, 2001/02, 2002/03

### 10 Australian & 68 Queensland Players ~ 1 Australian & 11 Queensland Women Players

### Team of the Century (1897/98-1996/97)

Kepler Wessels, Matthew Hayden, Roy Levy, Allan Border (Captain), Stuart Law, Leo O'Connor (w- k), Jim Harten Snr, Brett Henschell, Alex Hurwood, Malcolm Francke, Col Cooke, Keith Dudgeon (12<sup>th</sup> man).

(Selected by the Executive Committee for announcement at the Brisbane Grade Cricket Centenary Dinner, Brisbane Convention Centre, 3<sup>rd</sup> October, 1997)

### Historical Highlights

<b>1897/98</b>	Fortitude Valley Cricket Club was formed at a public meeting at Valley Hall, 16 August, 1897. Patron was Sir Samuel Walker Griffith (Premier of Queensland) and President was John McMaster (Mayor of Brisbane). First Grade, captained by John Blackstock, played their first match against North Brisbane at Brisbane Exhibition Ground, Bowen Hills. The match was played over 3 weekends, on 2, 9 & 16 October 1897, and resulted in a draw.
<b>1898/99</b>	Valley won its first Premiership – in Second Grade.
<b>1901/02</b>	Valley won the First Grade Premiership for the first time.
<b>1926/27</b>	Queensland entered the Sheffield Shield competition with Valley player, Leo O'Connor, the State's first Sheffield Shield Captain.
<b>1929/30</b>	Valley played matches at Perry Park for the first time but New Farm Park was also used.
<b>1931/32</b>	The name of the club was changed to Valley District Cricket Club.
<b>1958/59</b>	The Queensland Cricketer's Club was formed with Valley Secretary, Norm McMahon, a driving force behind its formation, elected its first Treasurer.
<b>1960/61</b>	Valley player, Col Hoy, umpired the famous Tied Test between Australia and the West Indies at The Gabba, and all other Tests in that Series.
<b>1967/68</b>	Valley played its last matches at Perry Park.
<b>1968/69</b>	The first games were played at Ashgrove Park, on what is now Norm McMahon Oval. New Farm Park was still in use.
<b>1970/71</b>	Both ovals were now in use at Ashgrove Park. The clubhouse was constructed and officially opened in December, 1970.
<b>1972/73 &amp; 73/74</b>	First Grade won both Channel 0 \$1000 Knockout 1-day competitions with the assistance of famous guest players, Alan Davidson and Richie Benaud, with Benaud playing his last game on an Australian cricket field for Valley in 1973/74.
<b>1974/75</b>	First Grade, captained by Keith Dudgeon, won the Premiership for the first time in 44 years. The club won its first Club Championship.
<b>1976/77</b>	GPS Old Boys Rugby Club became our joint tenants at Ashgrove Park.
<b>1980/81</b>	Australian players, Allan Border and Kepler Wessels joined Valley.
<b>1984/85</b>	Allan Border was appointed Australian Captain, the first Valley player to achieve this honour. First Grade, captained by Terry Khan, won the Premiership. Ashgrove 3 was used for the first time. Games at New Farm Park were phased out.
<b>1992/93</b>	Matthew Hayden made his Test debut, against South Africa. The club won its seventh Club Championship – the third in a row.
<b>1993/94</b>	Valley Juniors was formed, with 400 boys and girls in 32 teams from Under 9 to Under 16.
<b>1994/95</b>	Valley player, Stuart Law, with the support of other Valley players, Allan Border and Matthew Hayden, captained Queensland to its first Sheffield Shield title. First Grade, captained by Brett Henschell, won the Premiership.
<b>1996/97</b>	First Grade, captained by Michael Ephraims, won the Premiership, the club its eighth Club Championship, and Queensland its second Sheffield Shield title.
<b>1997/98</b>	The club's 100 <sup>th</sup> year was celebrated by 363 attendees at the Centenary Dinner at the Sheraton Hotel, 7 March, 1998. Allan Border, Alan Davidson, and, former Test Umpire, Mel Johnson, were the guest speakers. Pat Welsh, of Channel 7 and brother of former First Grade player, John Welsh, was the MC.
<b>1999/00</b>	Queensland won its third "Shield" title – the inaugural Pura Cup – with Valley players, Matthew Hayden, Joe Dawes, and Lee Carseldine (squad) involved. Club Patron, Allan Border, was selected in Australia's Test Team of the 20 <sup>th</sup> Century.
<b>2000/01</b>	The club won the Club Championship for the ninth time. Queensland won its fourth "Shield" title – the Pura Cup – with Valley players, Matthew Hayden, Joe Dawes and Lee Carseldine involved.
<b>2002/03</b>	The club won its eleventh Club Championship, its eighth in the last fifteen years.
<b>2003/04</b>	The club won five senior Premierships – 2 <sup>nd</sup> , 3 <sup>rd</sup> , 4 <sup>th</sup> , and 5 <sup>th</sup> Grades, and B1 Sub Districts – and fielded a record 62 teams: 11 senior teams and 51 junior teams.
<b>2008/09</b>	With the assistance of grants from 3 levels of government, and contributions from the 2 rugby clubs we share our grounds with, the club completed a significant redevelopment of the Peter Easton and Norm McMahon playing fields that incorporated new turf, a new irrigation and drainage system, two 1-million litre water tanks, new and upgraded field lighting, picket fencing to the northern boundary of Peter Easton Oval, a new fairway mower, a new cricket pitch roller, and the completion of the cricket practice nets complex, named the Allan Border & Matthew Hayden Training Centre in honour of two of the club's finest players.
<b>2012/13</b>	Two Senior Championships (1 <sup>st</sup> Grade T20, Sunday Legends T20), three Senior Premierships (6 <sup>th</sup> (1) Grade, C1 & C3 Sub Districts) and two Junior Premierships.
<b>2013/14</b>	One Senior Championship (1 <sup>st</sup> Grade T20), three Senior Premierships (1 <sup>st</sup> Grade, 6 <sup>th</sup> (1) Grade, C2 Sub Districts), and two Junior Premierships.
<b>2015/16</b>	Two Senior Premierships (4 <sup>th</sup> Grade, 6 <sup>th</sup> (2) Grade) and two Junior Premierships. In recent years, a new dressing room pavilion, new equipment shed and nets.
<b>2018/19</b>	Another record number of teams and players: 124 teams (14 Senior and 110 Junior) including 1419 players (221 Senior and 1198 Junior). First Grade captain Andrew Gode won the Peter Burge Medal, becoming the first medallist from VDCC since the award's introduction in 1990/91. One Senior Championship (1 <sup>st</sup> Grade One Day, one Senior Premierships (6 <sup>th</sup> (1) Grade) and eight Junior Premierships. Field lighting upgraded.

# VALLEY DISTRICT CRICKET CLUB INC.

## ANNUAL REPORT – 2019/2020

### TABLE OF CONTENTS

	Page
Office Bearers & Committees .....	2
Results Summary .....	4
Honour Board .....	5
Senior Playing Members List.....	6
EXECUTIVE SUMMARY – Chairman’s Report including Obituaries .....	7
Valley Cricket Supporters Association Report.....	9
Peter Sherman – Tribute.....	10
Marketing & Sponsorship Report .....	11
Coaching Reports .....	12
FINANCIAL REPORTS & STATEMENTS .....	16

### SENIOR GRADES – 2019/20

Trophies & Awards .....	22
Representative Player Lists .....	23
Queensland Cricket Awards (All Clubs).....	24
Peter Burge Medal & Kath Smith Medal Points .....	25
Honour Board – Top 10 Tables, Centuries, Century Partnerships, 6 Fors, 10 Fors .....	26
TEAM & PLAYER STATISTICS and CAPTAINS’ REPORTS .....	30

### SENIOR GRADES – ALL TIME RECORDS

Grade History & General Notes .....	84
REPRESENTATIVE PLAYER LISTS – AUSTRALIA & QUEENSLAND.....	85
Premierships & Club Championships .....	87
Premiership Team Player Lists.....	88
TOP 20 ALL-TIME PERFORMER TABLES.....	93
FIRST GRADE RECORDS.....	95
ALL OTHER GRADES RECORDS.....	102
Best Individual Performances – Grade by Grade .....	113
Highest Team Scores.....	115
Highest Partnerships – Grade by Grade .....	116
P.J. Frawley Memorial Shield – Highest Batting Partnership (Pre 1961).....	119
C.R. Thorne Memorial Shield – Highest Batting Partnership (Post 1961).....	120
Outstanding Batting Achievements.....	121
Outstanding Bowling Achievements.....	121
The Frank & Noreen Vidler Memorial Trophy Honour Board .....	123

### JUNIORS SECTION – 2019/20

Junior Management Committee Chairman's Report .....	124
Coaches & Managers List .....	126
BNJCA Points Tables – Under 13 to Open .....	129
Honour Board Criteria and Certificate & Trophy Criteria.....	131
REPRESENTATIVE PLAYERS.....	131
REPRESENTATIVE PLAYER DEVELOPMENT COMPETITIONS – BNJCA .....	132
Honour Board Under 11 to Open – Top 10 Tables, Centuries, Half-Centuries, 5 Fors, Hat Tricks .....	134
Honour Board Junior Girls Under 11 to Under 15 .....	137
PLAYER STATISTICS – Under 11 to Open .....	138
PLAYER STATISTICS – Junior Girls Under 13 to Under 15.....	162
INDIVIDUAL TROPHIES – Under 11 to Open .....	166
PLAYER TEAM LISTS – Modified Rules Under 8 to Under 10 .....	168
PLAYER TEAM LISTS – Under 8 Girls Teams .....	173

### JUNIOR GRADES – ALL TIME RECORDS

Premierships & Club Championships .....	174
TOP 10 ALL-TIME PERFORMER TABLES – Under 11 to Open .....	174

# **OFFICE BEARERS & COMMITTEES – 2019/20**

**PATRON**  
AR Border AO

**PRESIDENT**  
RP Easton OAM

**VICE-PRESIDENTS**  
WG Chapman, KE Dudgeon

## **CHAIRMAN OF THE EXECUTIVE**

PN Culpan

## **HONORARY SECRETARY**

GW Mitchell

## **HONORARY ASSISTANT SECRETARY**

RJA Donker

## **HONORARY TREASURER**

MT Jones

## **EXECUTIVE COMMITTEE**

RAJ Anderson, CF Kempnich (JMC), RJA Donker, MG Walter, A Wood, RJ Bailey, AA Meinke, PD Sherman.

## **QCA DELEGATES**

JM Stoddart, PD Sherman

## **CONDUCT OFFICER**

PD Sherman

## **SPONSORSHIP MANAGER**

KJ Willis

## **GROUND'S HIRING OFFICER**

GR Mitchell

## **ADMINISTRATORS**

JM Stoddart & A Lee

## **BOOKKEEPER**

PD Kent

## **JUNIOR MANAGEMENT COMMITTEE**

CF Kempnich (Chairman & Juniors Director of Coaching), J O'Neill (Secretary), A Lee (Junior Registrar & U8 Co-ordinator), DJ Malone (Treasurer), KJ Willis (Website, School Liaison & Open Age Co-ordinator), M Bell (Equipment Officer), A Coleman (Newsletter Co-ordinator), RJ Bailey (Girls Co-ordinator), WR Hamburger (U9 Co-ordinator), K Collins (U10 Co-ordinator), A Mercer (U11 Co-ordinator), C Smith (U12 Co-ordinator), C Lewis (U13 Co-ordinator), J Gordon (U14 Co-ordinator), M Hollins (U15 Co-ordinator), C Zipf (BNJCA Delegate), AK Dudgeon (BNJCA Delegate), PD Sherman (Bluecard Officer).

## **CRICKET COMMITTEE**

JB (Brett) Neill (Chairman), MG (Matthew) Walter, CF (Clinton) Kempnich, GW (Grant) Mitchell, SJ (Steve) Gode, GC (Gavin) Brown.

## **WOMEN'S CRICKET COMMITTEE**

A (Adele) Wood (Chair), KJ (Karen) Willis, LJ (Leteysha) Randall, CR (Christina) Coulson, CN (Christie) Lewis.

## **MEMBER PROTECTION INFORMATION OFFICERS**

PD (Peter) Sherman, KJ (Karen) Willis, A (Amy) Lee, J (Jo) O'Neill.

## **VDCC OLD BOYS ASSOCIATION**

RP Easton (President), S Easton (Secretary), CJ Lanagan, KE Dudgeon, RJ Bailey, MJ Weir, IM Board, JM Stoddart.

## **ANNUAL REPORT COMMITTEE**

PD Kent (Editor), PN Culpan & A Lee (Major Contributors).

## **STATISTICIANS & RECORDS KEEPERS**

PN Culpan (Seniors Statistics & Records), A Lee (Juniors Statistics & Records)

## **WEBMASTER**

PN Culpan

## **FIRST GRADE SCORER**

PN (Pat) Culpan

## **FIRST GRADE MANAGER**

J (Jim) Shinnick

## **GRADING COMMITTEE** (selected senior teams for Round 1)

PD (Peter) Drinnen, CF (Clinton) Kempnich, MG (Matthew) Walter, RJA (Bob) Donker, BJ (Brad) Murphy.

## **SELECTION COMMITTEE** (selected senior teams during the season)

AJ (Andrew) Gode, OG (Oliver) West, J (Jacques) Badenhorst, RJA (Bob) Donker, CM (Cameron) Skinner, CF (Clinton) Kempnich, TR (Tom) Gibson.

### LIFE MEMBERS

RP Easton OAM	1965	JM Stoddart	1993	RK Retell	2006
DG Kirkman	1967	CG Murphy	1995	PD Kent	2007
CR Leggat	1969	RJM Crawford	1996	PN Culpan	2008
WG Chapman	1972	AB Henschell	1997	SC Fitzgerald	2010
PW Muspratt	1975	DL Walker	1998	GC Brown	2011
KE Dudgeon	1979	IJ Reeves OAM	2000	MR Somerville	2012
FM Francke	1980	DK Hickey	2001	GW Mitchell	2014
RG Perrett	1987	DA Connell	2002	RAJ Anderson	2015
GK Moore	1988	CF Kempnich	2003	HM Easton	2018
RA Cowles	1991	KG Tuite	2004	JW Shinnick	2018
MB Irwin	1992	ML Dudgeon	2005		

### HONORARY MEMBER

SM Hunt	1997
L Shinnick	2018

### COACHING PANEL

PD (Peter) Drinnen	Director of Coaching
BJ (Brad) Murphy	Men's Cricket Coach
N (Nick) Thomas	Under 16 Lord's Taverners Coach
CF (Clinton) Kempnich	Juniors Director of Coaching
AK (Anthony) Dudgeon	Women's Cricket Coach

### SENIOR TEAM CAPTAINS

First Grade:	AJ (Andrew) Gode
Second Grade:	OG (Oliver) West
Third Grade:	J (Jacques) Badenhorst
Fourth Grade:	RJA (Bob) Donker
Fifth Grade:	CM (Cameron) Skinner
Sixth Grade (No. 1):	CF (Clinton) Kempnich
Sixth Grade (No. 2):	TR (Tom) Gibson
B3 Sub Districts:	RJ (Rob) Bailey
C3 Sub Districts:	MM (McCauley) Hughes
Under 16 LT Grade:	CP (Cooper) Mackie
Women's 1st Grade	CR (Christona) Coulson
Women's 2nd Grade	KG (Kiara) Wood
Over 40's Grade:	MG (Mark) Horswill
Sunday Legends:	CJ (Chris) Lanagan
Sub Districts 50 Over Competition	RJ (Rob) Bailey



Tom Viewers presents Andrew Gode with the award for Player of the T20 Competition Grand Final

## SEASON RESULTS SUMMARY 2019/20

### PREMIERS

First Grade Two Day Competition (Cam Battersby Cup)	University of Queensland
First Grade One-Day Competition (John McKnoulty Cup)	Western Suburbs
<b>First Grade Twenty20 Competition (Tom Veivers Cup)</b>	<b>Valley</b>
Second Grade Two Day Competition	University of Queensland
Second Grade One-Day Competition	University of Queensland
Second Grade Twenty20 Competition	Northern Suburbs
Third Grade Two Day Competition (Norm McMahon Shield)	Northern Suburbs
Third Grade One-Day Competition	Northern Suburbs
Fourth Grade Two Day Competition (Bob Spence Shield)	Northern Suburbs
<b>Fourth Grade One-Day Competition</b>	<b>Valley</b>
Fifth Grade Two Day Competition (Roy Tanner Shield)	Wynnum-Manly
Fifth Grade One-Day Competition	University of Queensland (2)
Sixth Grade (WEP Harris Shield)	Northern Suburbs (1)
B3 Sub Districts	Brookfield United
C3 Sub Districts	Kenmore
Mel Lowings Cup (One-Day Competition)	Wolston Park Centenary
Under 16 Grade Lord's Taverners (Low Cooper Cup)	Wynnum-Manly
Katherine Raymont Shield One Day Competition	Sandgate-Redcliffe
Katherine Raymont Shield Twenty20 Competition	Western Suburbs
Jodie Fields Shield	Sunshine Coast
Youth Girls Competition (Paul Pink Shield)	Sandgate-Redcliffe
Over 40's Competition	Ipswich-Logan
Sunday Legends Twenty20 Competition	Sandgate-Redcliffe

### MINOR PREMIERS (Valley positions and points are also listed)

Grade	Minor Premiers	Points	VDCC Position	VDCC Points
First (The Damien Mullins Cup)	University of Queensland	194.00	6th	134.75
First (The Cam Battersby Cup)	University of Queensland	175.00	6th	114.75
First (The John McKnoulty Cup)	South Brisbane	10.00	2nd	10.00
First (The Tom Veivers Cup)	<b>Valley</b>	10.00		
Second (Overall)	University of Queensland	189.75	12th	90.00
Second (Two Day Competition)	University of Queensland	165.75	12th	79.00
Second (One-Day Competition)	University of Queensland	16.00	4th	9.00
Second (Twenty20)	Northern Suburbs	10.00	11th	2.00
Third (Two Day Competition)	Northern Suburbs	135.06	2nd	116.68
Third (One-Day Competition)	Northern Suburbs	15.00	9th	4.00
Fourth (Two Day Competition)	University of Queensland	125.23	3rd	104.88
Fourth (One-Day Competition)	University of Queensland	20.00	4th	10.00
Fifth (Two Day Competition)	Wynnum-Manly	131.16	7th	69.26
Fifth (One-Day Competition)	South Brisbane	16.00	8th	5.00
Sixth	<b>Valley (1)</b>	172.92	(2) = 7th	117.34
B3 Sub Districts	Brookfield United	85.46	7th	63.64
C3 Sub Districts	Kenmore	83.41	2nd	79.69
Mel Lowings Cup (One-Day Competition)	Wolston Park Centenary	34.00	3rd	26.00
U16 Lord's Taverners (North Zone)	Wynnum-Manly	34.00	2nd	28.00
Sunday Legends Twenty20	Sandgate-Redcliffe	7.00	2nd	6.00
First (Katherine Raymont Shield) – 1 Day	Gold Coast	51.00	5th	28.00
First (Katherine Raymont Shield) – T20	Western Suburbs	21.00	4th	12.00
Second (Jodie Fields Shield)	Sunshine Coast	66.00	8th	23.00
Youth Girls Competition (North Zone)	Sandgate-Redcliffe	14.00	4th	6.00

### CLUB CHAMPIONSHIP

University of Queensland Cricket Club	1874.50
Northern Suburbs District Cricket Club	1518.00
Western Suburbs District Cricket Club	1399.00
<b>Valley District Cricket Club</b>	<b>1262.00</b>
Gold Coast District Cricket Club	1246.00
Redlands Tigers Cricket Club	1165.25
Wynnum Manly District Cricket Club	1133.00
South Brisbane Cricket Club	1083.50
Sandgate - Redcliffe District Cricket Club	976.00
Ipswich / Logan Cricket Club	907.00
Toombul District Cricket Club	805.00
Sunshine Coast Cricket Club	759.00

## HONOUR BOARD – 1897/98 to 2019/20

### **PATRON**

1897-04 Sir SW Griffith  
 1905-07 Sir PA Cooper  
 1908-48 TC Beirne  
 1949-59 PJ Conway  
 1960-62 AJ Lynch  
 1963-74 AC Dibdin OBE  
 1975 KLM Mossop  
 1976-97 JT Harten  
 1997-99 FA Vidler  
 1999- AR Border AO

### **PRESIDENT**

1897-02 J McMaster  
 1903-04 TC Beirne  
 1905 BR Bale  
 1906-07 TC Beirne  
 1908-22 G Down  
 1922-23 EG White  
 1924-32 J Clark  
 1933-42 EG White  
 1943-48 PJ Conway  
 1949-65 F Flynn  
 1966-74 KLM Mossop  
 1975-92 NT McMahan OAM  
 1992-93 WG Chapman  
 1993- RP Easton OAM

### **VICE-PRESIDENT**

1998-18 GD Trivett  
 1999- WG Chapman  
 1999- KE Dudgeon

### **CHAIRMAN**

1922-32 CL Mossop  
 1933-36 LPD O'Connor  
 1937-49 PJ Frawley  
 1950-52 MH Mossop  
 1953-62 KLM Mossop  
 1963-74 NT McMahan OAM  
 1975-87 UD Thorne  
 1987-90 EL Graham  
 1990-91 PE Davis  
 1991-97 CG Murphy  
 1997-09 JM Stoddart  
 2009-12 PD Kent  
 2012- PN Culpán

### **SECRETARY**

1897 A Smith  
 1898 GL Eves  
 1899-00 JT Corrigan  
 1901-02 PJ Maher  
 1903-05 WF Kenny  
 1906 JT Corrigan  
 1907 DJ Corrigan  
 1908 WB Hill  
 1909 EG Manson  
 1910 HN Pantón/ OA Davenport  
 1911 OA Davenport  
 1914-15 BRF Shaw  
 1921-24 FG Power  
 1925-31 E Colwell  
 1932-34 AJ Synott  
 1935-43 CR Johnson  
 1944-45 J Gannon  
 1946-48 MH Mossop  
 1949 VG Burris  
 1950-61 NT McMahan OAM  
 1962-92 RP Easton OAM  
 1992-95 JM Stoddart  
 1995-96 CG Murphy

1996-98 K N Hunt  
 1998-09 JM Stoddart  
 2009-11 CS Baldwin  
 2011-12 PN Culpán  
 2012- GW Mitchell

### **TREASURER**

1897-04 BR Bale  
 1905-06 WB Hill  
 1907-08 WB Bruce  
 1909 WB Hill  
 1910-? CM Davis  
 1921-22 AE Gillies  
 1923-24 FG Power  
 1925 E Colwell  
 1926-28 T Chellingworth  
 1929-35 VR Gray  
 1936-39 BRD O'Connor  
 1940 JS Scott  
 1941 KLM Mossop  
 1942-43 VF Thomas  
 1944-60 AC Rogers OBE  
 1961-72 DG Kirkman  
 1973-82 FM Francke  
 1982 GD Harvey  
 1983-85 DG Kirkman  
 1986-90 RG Perrett  
 1990-96 RJM Crawford  
 1996-98 BJ Irwin  
 1998-07 MB Irwin  
 2007-09 PD Kent  
 2009-11 PN Culpán  
 2011-13 MT Jones  
 2013-14 PD Sherman  
 2014-16 PN Culpán  
 2016- MT Jones

### **ASSISTANT SECRETARY**

1901 JT Corrigan  
 1923-25 SW Ayres  
 1925-26 T Chellingworth  
 1948-50 KF Johnson  
 1950-52 K Brady  
 1952-53 C Duncan  
 1960-62 GA Petrie  
 1962-68 FA Vidler  
 1968-72 WG Chapman  
 1972-73 VW Holland  
 1973-75 DC Meldrum  
 1975-80 VW Holland  
 1982-84 WG Chapman  
 1984-85 MB Irwin  
 1985-92 JM Stoddart  
 1992-93 RA Cowles  
 1994-99 DK Hickey  
 2000-03 DW Moorhouse  
 2004-10 JG Dellit  
 2010-14 KG Tuite  
 2014-17 JM Dascombe  
 2017-19 GY Bristow  
 2019- RJA Donker

### **LIFE MEMBERS**

BR Bale  
 T Byrne  
 WB Bruce  
 W Exton  
 WB Hill  
 PJ Maher  
 BR Shaw  
 1911 CA Arvier  
 1911 G Down (Snr)

1923 JP Crowe  
 1925 CL Mossop  
 1927 LPD O'Connor  
 1927 FA Short  
 1929 E Colwell  
 1934 Sir LO Wilson  
 1936 R Woodruffe  
 1937 EG White  
 1938 VF Thomas  
 1940 KLM Mossop  
 1941 C Robinson  
 1943 CR Johnson  
 1944 PJ Frawley  
 1945 HG Hunter  
 1946 JS Scott  
 1947 AB Mossop  
 1949 MH Mossop  
 1950 F Flynn  
 1951 AC Rogers OBE  
 1952 CR Richards  
 1953 FJ Oberthur  
 1956 NT McMahan OAM  
 1957 CR Cuthbertson  
 1958 JT Harten  
 1959 FA Vidler  
 1960 RM Levy  
 1961 WE Nolan  
 1962 RD Haupt  
 1964 LS Jones  
 1965 RP Easton OAM  
 1966 C Hoy  
 1967 DG Kirkman  
 1969 CR Leggat  
 1970 VW Holland  
 1972 WG Chapman  
 1973 UD Thorne  
 1974 SJ Ryan  
 1975 PW Muspratt  
 1976 GE Baldwin  
 1978 RJO Herring  
 1979 KE Dudgeon  
 1980 FM Francke  
 1987 RG Perrett  
 1988 GK Moore  
 1991 RA Cowles  
 1992 MB Irwin  
 1993 JM Stoddart  
 1995 CG Murphy  
 1996 RJM Crawford  
 1997 AB Henschell  
 1998 DL Walker  
 1999 GD Trivett  
 2000 IJ Reeves OAM  
 2001 DK Hickey  
 2002 DA Connell  
 2003 CF Kempnich  
 2004 KG Tuite  
 2005 ML Dudgeon  
 2006 RK Retell  
 2007 PD Kent  
 2008 PN Culpán  
 2010 SC Fitzgerald  
 2011 GC Brown  
 2012 MR Somerville  
 2014 GW Mitchell  
 2015 RAJ Anderson  
 2018 HM Easton  
 2018 JW Shinnick  
 2020 PD Sherman

## PLAYING MEMBERS (SENIOR) – 2019/20

### 254 PLAYERS:

GT (Griffith) Adams	MH (Max) Evans	NC (Nathan) Lloyd	BH (Billie) Ryan
JP (James) Alexander	COM (Cameron) Farrell	AA (Andrew) Lockhart-Krause	MB (Mia) Ryan
TP (Thomas) Andersen	LW (Luke) Feldman	CW (Corey) Lucas	MJ (Martin) Ryan
RAJ (Richard) Anderson	CE (Christopher) Fitzgerald	ON (Owen) Lynch	BA (Brodie) Saw
E (Erin) Appleyard	HJ (Harry) Forster	BA (Bridget) Lyons	RM (Robert) Schulze
SA (Slater) Asnicar	BE (Byron) Gale	CJ (Callum) Mackay	TC (Trent) Scott
CD (Callum) Atchison	MT (Matthew) Gant	LEH (Lachlan) Mackay	BA (Beth) Seed
B (Brendan) Badenhorst	WA (William) Garske	CP (Cooper) Mackie	MH (Muhammad) Shahid
J (Jacques) Badenhorst	TB (Thomas) Gibson	JA (Jason) Maddox	MG (Matthew) Shallcross
RJ (Robert) Bailey	OS (Owen) Gilchrist	SL (Sofi) Maddox	RF (Ross) Shaw
AM (Alex) Balston	JM (James) Girolami	TP (Thomas) Magee	ML (Michael) Shinnick
MD (Marc) Banvill	JJ (Joshua) Gittins	DJ (Danny) Malone	TO (Tom) Siddle
AE (Alice) Barker	AJ (Andrew) Gode	J (Jon) Malone	CT (Charlie) Sims
JB (Jaxon) Barwell	SJ (Steve) Gode	SG (Sam) Malone	P (Palam) Singh
AW (Adam) Basson	FY (Frances) Goodwin	SA (Sophie) Martin	CM (Cameron) Skinner
DG (Daisey) Bateman	RJ (Riley) Grace	DM (Daniel) Matheson	DAG (Daniel) Skoien
CC (Connor) Bauman	MA (Mark) Gulliver	MG (Matthew) McFadden	CJ (Chris) Smith
JH (Jack) Beath	JR (Jack) Hallion	NM (Nick) McGill	EL (Emma) Smith
JJ (Jacob) Bennett	WR (Wayne) Hamburger	BD (Brock) McLachlan	SL (Sophie) Smith
AJ (Andrew) Bertram	NC (Nathan) Harding	DP (Dylan) McLachlan	OL (Oliver) Spence
HFU (Hilton) Bidgood	RJ (Riley) Harland	CB (Chelsea) McNeill	AE (Ava) Spencer
GA (Genevieve) Bond	AL (Abby) Harris	NB (Nicholas) McPhee	SJ (Sheldon) Stackpoole
BJ (Brendan) Boyd	RJ (Ryan) Harten	LJG (Lachlan) McRae	FM (Fred) Steane-Bear
HB (Hayden) Boyd	KLM (Kiel) Harvey	AA (Allan) Meincke	MT (Mark) Steketee
JE (James) Boyd	SW (Sebastien) Hetzel	BR (Blake) Micallef	NG (Nick) Stevens
N (Nick) Bradford	JJ (James) Hicks	GW (Grant) Mitchell	JM (Jonathan) Stoddart
J (Jed) Brisbane	ST (Sam) Hicks	JM (Jacob) Moloney	MT (Mitchell) Stubbings
AJ (Anthony) Brown	MC (Mikayla) Hinkley	NK (Nicholas) Mukherjee	LR (Luke) Stutter
GC (Gavin) Brown	TJ (Thomas) Hoffman	DC (Dylan) Mullen	LA (Laine) Sunderland
KC (Kaidyn) Brown	HR (Holly) Hogan	LK (Lexie) Muller	K (Kara) Sutherland
LJ (Leslie) Brown	AR (Anthony) Horgan	CD (Christian) Murphy	E (Eleanor) Swanepoel
MD (Mark) Brown	PM (Patrick) Horgan	AE (Allison) Nagle	CW (Charlie) Thomas
T (Tobyn) Burvill	MG (Marc) Horswill	KM (Krishna) Nair	FS (Flynn) Thomasson
HF (Harry) Carroll	MM (McCauley) Hughes	CR (Caitlin) Nankivell	IC (Ian) Thompson
GBR (Gillian) Chalmers	JL (Jack) Irwin	JS (Joshua) Neill	AS (Angus) Tolhurst
AG (Annaliese) Childs	WC (William) Jackson	SR (Scott) Niven	MJ (Michael) Toolis
EFY (Elizabeth) Choo	MPW (Michael) Jeh	CJ (Connor) Nowlan	DR (Darin) Turner
KJ (Kyle) Coleman	S (Saxon) Jeh	ED (Elise) O'Kane	JH (Jaida) Twigg
EG (Eden) Colen	Z (Zanden) Jeh	JP (Jack) O'Neill	EP (Emily) Vallance
HJ (Harry) Collier	J (Jim) Johnston	JR (Jesse) O'Neill	DJ (Declan) Walker
TA (Tom) Collier	JG (Jasmine) Jones	TS (Thomas) Pappalardo	JJ (James) Wallington
DJ (Daniel) Cook	JK (John) Joyce	NA (Nicholas) Parrott	MG (Matthew) Walter
LT (Liam) Cook	SS (Shane) Kabel	KM (Kara) Pearce	LR (Leigh) Warner
MD (Michael) Cook	AR (Amreen) Kahlon	BA (Blyton) Pendergast	HD (Hugh) Weibgen
AA (Adrian) Coolwell	CF (Clinton) Kempnich	NA (Nicholas) Pepper	RZ (Reece) Wenzel
CA (Carly) Cooper	MJ (Matthew) Kennedy	LG (Liam) Petersen	OG (Oliver) West
LP (Luke) Corlis	KG (Kane) Kersnovske	MJ (Matthew) Petrie	FD (Fraser) White
CD (Campbell) Corrigan	DM (David) Khan	LD (Lachlan) Pfeffer	KA (Kylie) White
DW (David) Cottee	FJ (Finlay) King	MRJ (Mitchell) Pickford	HG (Hayden) Whyte
CR (Christina) Coulson	JM (Justin) King	JJ (Joseph) Pratt	JR (Jim) Whyte
EW (Emrys) Cowley	CL (Christopher) Knight	GK (Georgia) Prestwidge	JD (Jack) Wildermuth
TM (Thomas) Cramb	JA (Jonathan) Knight	RH (Rachel) Priest	SG (Sam) Wildermuth
BL (Bruce) Crawford	CR (Charli) Knott	S (Sahil) Puri	ST (Stuart) Wilkinson
K (Keith) Crighton	WJ (William) Kruip	M (Micky) Rana	CB (Cameron) Willis
PF (Patrick) Cummins	RD (Rebecca) Kuiters	LJ (Leteysa) Randall	CR (Craig) Willis
JG (John) Dellit	MH (Mitch) Labrom	CIF (Conor) Rees	HP (Harry) Willmington
RJA (Bob) Donker	CJ (Christopher) Lanagan	FL (Fergus) Rees	BT (Brett) Wilson
JC (Jared) D'Roza	BT (Ben) Lanigan	SA (Stuart) Rees	MJE (Michael) Wing
EG (Ethan) Du Payne	AG (Andrew) Lanning	MPM (Matthew) Riall	KG (Kiara) Wood
MP (Matthew) Du Payne	DG (Daniel) Larke	FT (Finian) Roantree	RA (Ryleigh) Wotherspoon
PK (Phoebe) Du Payne	EJ (Ethan) Lehmann	DJ (Dillon) Robinson	CG (Callum) Zipf
JW (Josh) Durkin	CN (Christie) Lewis	L (Lewis) Robinson	MG (Marcus) Zipf
LD (Lucas) Eaglestone	DW (Darcy) Lewis	FA (Finlay) Ross	
HC (Harry) Edwards	KPV (Kuyen) Lewis	NJ (Nick) Ryall	



# **EXECUTIVE SUMMARY**

## **INTRODUCTION**

The Executive is pleased to present the 2019/20 Annual Report and Financial Statement of the Valley District Cricket Club.

This year we fielded 133 teams, involving a massive 1506 players registered with the club. We have had a reasonably successful season both on and off the field with silverware in the cabinet, a massive number of players (including 169 females) and the club is in a healthy financial position.

The list of volunteers that contributed this year was again long, as it must be to operate on such a large scale. To everyone, including the President, Vice Presidents, the Executive, the Committees, the captains, coaches, managers, scorers, canteen helpers & assistant ground staff, the value of your input is immeasurable. On behalf of the whole Valley family, I sincerely thank each and every one of you, as we would not have such a wonderful club without you.

## **SENIORS**

This year we fielded 18 teams in senior competitions, with 3<sup>rd</sup> Grade the only team to make it to a premiers final, which was later abandoned due to the global pandemic. Andrew Gode's 1<sup>st</sup> Grade won the T20 First Grade flag and therefore represented Queensland at the National Premier T20 competition in Adelaide in March, where they finished a creditable fifth out of 10 teams. The team was ably assisted by Jim Shinnick as team manager and Pat Culpan as scorer, along with an increasing number of loyal supporters.

We were competitive in all other grades, with a number of young players coming through, so the future looks good. Our senior coaching staff did a fantastic job. Huge thanks to Peter Drinnen, Brad Murphy, Matt Petrie, Nick Thomas, Tom Gibson and Tony Dudgeon. Each of the senior sides' captains and the selectors have again put everything into their roles. We are fortunate to have you involved and hope you all return next season. A special word of thanks to Matt Walter who took on the difficult role as Chairman of Selectors once again.

This season we had four male players represent Queensland or better, congratulations to Usman Khawaja, Jack Wildermuth, Mark Steketee and Lachlan Pfeffer.

A big thank you and congratulations to Greg Ball who was worthy winner of the Frank Flynn trophy for services to the club. Greg took on the role of scorer for 2<sup>nd</sup> Grade this year and also once again ensured the scoresheets were entered into MyCricket for all senior grades.

## **JUNIORS**

The Executive sincerely thanks the Junior Management Committee for successfully organising 115 teams and 1252 players across grades from Under 8's to Open, as well as the T20 Blast and In2Cricket programs. I have said it before, but somehow the JMC achieves what seems impossible each season, with massive numbers of players. It is very pleasing to note the increasing number of young girls playing in the junior ranks. Thanks to long serving member Clinton Kempnich for managing such a dedicated team this year, along with his efforts as the junior coaching director.

Special thanks must also go to Andrew Warhurst, who was worthy winner of the Frank & Noreen Vidler Memorial Trophy for his time and effort with junior coaching along with the administrative rolls he has played. Andrew was a driving force behind the All Abilities program at the club this year. The program was a great success and helps more children enjoy the game we all love.

Congratulations to the players, coaches and managers of the following Junior Premiership winning teams:

- U15 Girls Azure
- U14 Grey,
- U13 Maroon
- U13 Red

Clinton Kempnich continued the very popular specialist coaching sessions for the players, as well as sessions to coach the coaches. Coaches and players from neighbouring junior cricket clubs have also been invited to some these sessions. This interaction between clubs has been very well received. In coming seasons we are hopeful that there will be an increased focus on specialist coaching for our junior players.

Once again, many Valley juniors were introduced to senior cricket during the season. The pathways program continues to be a remarkable success and is one of the reasons I feel our club is heading in the right direction with a bright future. This program helps make a young player's transition into the senior ranks more enjoyable and less intimidating. Although not everyone can play First Grade, there is always room for young, enthusiastic club members throughout the grades and for them to become part of the great Valley family.

## **GIRLS/WOMEN'S CRICKET**

In our sixth year back in senior women's competition we once again fielded teams in both First and Second Grade, along with the Paul Pink Shield. In First Grade we played in the Semi Final of the T20 competition and missed out on the One Day comp semis by one point. In all we had 169 female players this season, which is a great foundation to build on for future years. Congratulations to Charli Knott, Georgia Prestwidge & Mykala Hinkley who represented Queensland Fire and the Brisbane Heat.

## **CRICKET ACADEMY**

Peter Drinnen once again ran a cricket academy at the club, providing additional high-level coaching to many of our junior players. This fifth year was a great success and allowed us to channel some of the profits into more training equipment.

## **GROUNDS, WICKETS & BUILDINGS**

Thank you to Grant Mitchell who took on the portfolio to ensure our grounds, training facilities and buildings were prepared to the highest of standards. Much thanks must go to Richard Anderson and Bob Donker for their work in obtaining grants. We continue to work with GPS Rugby, State Government and Brisbane City Council to provide the best facilities we can.

A big thanks to Grant Mitchell and Richard Anderson who are our liaison people working with the rugby club. A huge thank you must also go to Queensland Cricket for the creation of the curatorial program. This allowed for greater and more expert work on our grounds, at a reduced cost to the club.

## **SOCIAL EVENTS & FUND-RAISING**

Sponsorships are a major source of income that helps the club to further develop its facilities and coaching programs, so a very sincere thank you to all our wonderful sponsors, particularly our major sponsor: Keith Dudgeon & family of Keith Dudgeon Cricket Specialist. A huge thank you to Kaz Willis who took on the role of sponsorship co-ordinator once again. Many of our sponsors have been with us for a long time, which makes their support all the more significant. The support of our sponsors should be greatly appreciated by all club members and we ask all members to in turn support our sponsors' businesses as much as possible. All our sponsors are listed on the back cover of this report.

Thank you to Donna Meredith for once again supervising the canteen and to everyone who volunteered during the season by either cooking the BBQ, serving behind the counter or cleaning up afterwards. Every dollar earned through the canteen and our functions is one less dollar we need to raise from fees. Trophy Night this year was a virtual presentation day, with presentations made on social media over a full day.

### **CRICKET COMMITTEES**

Thanks to former First Grade skipper Brett Neill (senior men's committee) and Della Wood (senior women's committee) for chairing these two committees. Thanks to the rest of the members of the Cricket Committees, who once again managed much of the day to day running of our senior cricket programs. Their advice and recommendations to the Executive regarding captaincies, coaching and player conduct were of the highest order.

### **VALLEY CRICKET SUPPORTERS ASSOCIATION**

Thank you to the Supporters Association led by club president Peter Easton for the help provided to the club and for creating an environment where past players can still be actively involved. For more news about this Association, refer to the report on page 9.

### **OBITUARIES**

The club extends condolences to anyone who lost love ones during the past year.

It is with regret we note the passing of Old Boy, Executive Member & Life Member, Peter Sherman.

Born 8 July 1965 in Melbourne, died 23 March 2020 in Brisbane. "Shermo" played 218 games for the club from 1988 to 2019, scoring 5,314 runs and taking 45 wickets. He was awarded life membership of the club on 19 March 2020. (please refer separate section in this report for a tribute to Shermo)

### **THE ANNUAL REPORT**

Thank you to all involved in the production of this Annual Report, particularly to Pat Culpan for compiling senior statistics and records, Amy Lee for the junior statistics, and Peter Kent for compiling/editing the report.

### **THE EXECUTIVE COMMITTEE**

Thank you to all members of the Executive Committee for their efforts and support during the year. Their availability to discuss and resolve issues whenever they arise is much appreciated. Special thanks once again to our club secretary Grant Mitchell whose tireless daily input goes well beyond his secretariat role. Thanks also to life member and former club chairman Peter Kent for the work he does as bookkeeper for the club, taking much of the pressure off the Treasurer.

### **MEETINGS**

The Executive Committee met 11 times during the year after the Annual General Meeting of 5th August 2019, as did the Junior Management Committee. Jon Stoddart and Peter Sherman were the Club's delegates to Queensland Cricket's General Meetings and Annual General Meeting. Mark Irwin was a member of the Queensland Sub Districts Cricket Association Management Committee. Robert Bailey was on the committee of the Brisbane North Junior Cricket Association. Chris Zipf and Tony Dudgeon were our delegates to the Brisbane North Junior Cricket Association's meetings.

### **IN CLOSING**

Finally, thank you once again to our Office Bearers, Committee Members, sponsors, coaches, managers, selectors, captains, scorers, grounds and canteen helpers, and all volunteers for their efforts and support throughout the year. Your contributions are absolutely vital to the running of the club and are greatly appreciated.

A special thank you to the families and partners of our tireless workers not only for putting up with the extraordinary amount of time these workers spend on club matters, but in many cases assisting yourself in ensuring the largest cricket club in Australia (and possibly the world) continues to grow from strength to strength and keep youth busy in sport. On behalf of the Executive Committee, I have pleasure in presenting our 120th Annual Report and Financial Statement.

**Pat Culpan**  
**Executive Chairman**



Nothing beats watching tomorrow's champions on a Friday night under lights at Yuku Road

# VALLEY CRICKET SUPPORTERS ASSOCIATION

## 2019/20 Season – Team Results

Grade	2-Day	1-Day	T20
<b>Men</b>			
1st Grade	6th	2nd (Lost Qualifying Final)	Won Final
2nd Grade	12th	4th (Lost Semi Final)	11th
3rd Grade	2nd (Finals abandoned)	-	9th
4th Grade	3rd (Lost Semi Final)	-	Won Final
5th Grade	7th	-	8th
6th (1) Grade	1st (Lost Semi Final)	-	-
6th (2) Grade	7th	-	-
U16 Lord's Taverners	-	2nd (North Zone)	-
Sub-Districts B3	7th	-	-
Sub-Districts C3	2nd (Lost Semi Final)	-	-
Sub Districts 50 Over Comp	-	3rd	-
Over 40's	-	5th (Pool B)	-
Sunday Legends	-	-	2nd (Lost Final)
<b>Women</b>			
1st Grade	-	5th	-
2nd Grade	-	8th	-
Youth Girls Competition	-	-	4th (North Zone)

First Grade qualified for the National Premier Club T20 Championships, held in Adelaide this year. Of the ten participants, Valleys finished 5th.

Andrew Gode, our First Grade captain, scored 179 in a T20 match against Ipswich-Logan, recording the highest ever T20 score for all of Australia's Premier Clubs. But he still can't get a BBL contract .... Go figure.

Player registrations this year were:

Senior Men	207
Ladies	47
Juniors (Boys & Girls)	1,252
Total	1,506

Congratulations to all players, our band of unpaid committee members and all the mums and dads who were coaches, scorers, taxi drivers and fantastic club supporters.

On a sad note, long time club member, Peter Sherman, passed away recently. In his time with the club, Peter had been involved in many roles, including: Treasurer, committee member; Over 40's team co-ordinator; organiser of overseas club trips, raffles & golf days; and our Conduct Officer. Peter made many lifelong friends at Valleys and will be sadly missed. This year, in recognition of his services to the club, the Executive Committee unanimously Life Membership to Peter.

### Membership

Annual fees are now \$120 (\$50 for Aged Pensioners), due by the end of March. Your membership includes entry into the annual raffle, to be drawn at Trophy Night.

Your payment can be split into 2 x \$60 or 3 x \$40.

Payment is by direct deposit to the club's bank account at Suncorp Ashgrove (BSB: 484799 Account: 000178241) Please use your name as the reference.

This year 20 members signed up, contributing another \$2,130 to our funds and we look forward to increasing this substantially next year. Your continued support is very much appreciated, with our main endeavour being to assist Valleys to play a lead role in Brisbane grade cricket

### Facilities Upgrades

Thanks to your very worthwhile financial support, we have been able to assist the club with the purchases of:

Ride on Mower	\$ 5,000
Shelving to store Junior kit bags	\$ 2,500
New sightscreens	\$ 2,000
Black curtains for white ball matches	\$ 1,500
Winch mechanisms to secure curtains	\$ 2,500
Car bumper stickers	\$ 1,100
57 metres of fencing on No.1 Oval	\$ 9,700
Total spend	<u>\$24,300</u>

### Personalised Vehicle Registration Plates

VDCC branded number plates are now available. For details of availability and pricing of your very own set of personalised plates, contact Rob Bailey on 0411 222 684.

Committee meetings were suspended due to coronavirus, but we will continue to keep in touch via newsletters.

We are hopeful that by following the Government safety directives we will all emerge from the current difficulties safely and in time for the 2020/21 season to commence.

I'd love to hear from you anytime you want an update on club activities.

**Peter Easton (President)**  
**Ph. (07) 3355 3044**



## PETER SHERMAN – TRIBUTE

8 July 1965 to 23 March 2020

2020 has been some year hasn't it. It will be a year, long remembered for so many reasons.

For some it will be the bushfires and how our nation came together as one to support those in need, for some it will be COVID 19; the lock downs; the loss of jobs; collapse of the stock market and the long road to recovery.

For me and so many of us though it will be remembered as the year we and our Club lost one of our truest, greatest and dearest friends in Peter Sherman. But beyond that, for me, it's not simply the loss of our dear friend that hurts so deeply it's the inability, due to lockdown restrictions, to give our dear friend the farewell he truly deserved.

I wanted Shermo to look down upon an overflowing Church with our great Club arm in arm united in our grief and love for one of our own, our brother, our friend, our comrade. I wanted Shermo to look down upon us as we shed a tear at his passing, as we comforted and hugged each other and as we spoke of what he meant to us in so many different ways. I wanted Shermo to look down upon us as we shared our stories at the pub and laughed together over some wonderful memories of Shermo .... knowing he'd be chuckling to himself up there as he knew so many of us would be definitely worse for wear in the morning.

It was a Friday lunch at the Newmarket Hotel like many that had gone before, Sherms seated and surrounded by some dear friends chatting, sharing a laugh and a beer. Molly, Knuckles, DK, Stoddy, Burgs, Foto et al, men who, over the years, spent so much time with Shermo on and off the field. Sherms was his usual dapper, relaxed, calm self. Conversation turns to what's been happening since we last caught up.

*"How's things Sherms, much happening mate?"* says I. *"Nah not much Godes. Though I did have a bit of turn at work the other day. Yeah Ambos had to pick me up". "Geez mate that's no good. You OK?"*. *"Yeah mate good as gold"* says Sherms. *"How's ya beer?"*

That was Sherms, just this understated, no fuss non-pretentious great bloke. And so it was as he bravely battled his illness, always calm always the ultimate kind soul whose thoughts were first and foremost of others ahead of himself even to the end. We were blessed to spend a little time with Sherms toward the end of his journey where he smiled so warmly at the caring faces in the room and held tight the hands of friends he had known for a lifetime.

Knowing Shermo for just a few short hours had you wishing you'd known him for a lifetime.

So many of his closest friends and Club mates have so many wonderful tales to tell of spending time with the great man and they have been kind enough to share some of these with me.

As a player Shermo started with the club in the 1988/89 season. Arriving with big wraps having previously played GPS first XI cricket for Nudgee, facing Craig McDermott and the likes in a strong era. Always an elegant batsman who timed the ball beautifully, he was also not afraid to go aerial to show the bowler who was boss. His top score of 150 against Sandgate was viewed by long time playing partner Jon Stoddart as a sensational knock at better than a run a ball and was *"extremely entertaining"*.

While his individual talent as a batsman is recognised by his comprehensive statistics, 5000 plus runs and 7 centuries, he was also an excellent batting partner. His demeanor at the crease was calm and in control, which gave increased confidence to his batting partner. Shermo was often involved in large partnerships and this is evident in the early 1990's where he held a partnership record in each grade from Second's to Fifth's (2 records still stand today). This also represents what a great club man he was, as he played in lower grades where selected due to the strength of the club at the time. Peter was a quality player and he could have played in higher grades at another club, however he loved playing with his Valley Diehard mates.

David Khan's recollections of Shermo's early playing days are of a carefree, relaxed cricketer who loved the game and always had a positive mindset. Even in those earlier and younger days he was very team oriented, happy to run drinks, score, put out boundary markers or just do anything to help the team.

*"I remember Shermo to be one of the first to welcome and guide new players at training, sensing someone being lost or nervous. This continued throughout his time at Valleys, and coupled with his great social skills he got along with just about everyone and was great company. He also come across as someone who was smart and knowledgeable but also had strong core values. Shermo was never awkward in holding conversation with teammates or the opposition and with his great organizational skills it meant that Valleys had a tremendous ambassador for the club. Valleys has been truly privileged to have someone of Shermo's many great talents to grace the club"*

Like so many who played with Sherms, Mark Irwin considered Peter as *"a team mate everyone wanted to play with. He always played for the team and never himself"*.

A large part of Sherms cricketing life was his active involvement in Over 40's cricket, Veterans Cricket which has now become one of Australia's faster growing sports and of course Golden Oldies. Pete took over as manager from Rob Crawford for the last 3 VDCC Golden Oldies tours to Cape Town, Christchurch and Barbados. Pete was highly respected by the organisation and was given the honor of making the player's welcome speech in Barbados on the iconic Kensington Oval for the whole competition. Pete loved this cricket and bought a Valleys blazer to wear to the games. He loved to regale about our club as he handed out Valleys ties and the Annual report to our oppositions who marvelled when he told them we had over 1000 players at our club. Who can forget those Red Socks he wore so proudly following his return from South Africa?

Mark continues: *"For us it was the side trips around these fantastic weeks which added to the bond we had. The week long Kruger National park safari led by Michael Jeh and the 5 days we spent in Cuba were stand outs. All the guys who shared these trips will say they are the highlights of their life. Pete and Amanda always were so much fun to have around"*.

Many former team mates and Club mates have shared similar stories and echoed the same love and affection for our friend.

Family man, professional, cricketer, friend, administrator, volunteer, gentle man and smuch loved brother in arms.

Rest Well Dear Friend, until we all meet again.

Steve Gode

## MARKETING & SPONSORSHIP REPORT

A massive thank you to all of our sponsors for their support in season 2019/2020. I sound like a broken record, but without the support of our sponsors, we simply couldn't do all the great things that we do as a Club for our players.

Yet again, we have seen growth in our junior and senior numbers. We continue to run the largest Cricket Blast program in the country. Across our Junior and Master Blaster programs, we saw over 380 children enjoying (some for the first time) this wonderful game.

This season saw new sponsors Inline Building Inspections, Tooth Dental and The Ashgrove Spinal Centre join our loyal sponsors, Keith Dudgeon Cricket Specialists, Building Certification Group, Fitness 4 U, Meat at Billy's, Physioworks, Midas Ashgrove, Rufus King Seafoods, Kate Jones MP, and Brisbane Isuzu.

Sponsorships from our amazing sponsors have gone into ensuring that we can provide the best possible programs for our players, and for that we are incredibly grateful. This support has seen the reputation of the club and its programs, continue to grow as we excel in our offerings.

Our inaugural All Abilities Program which was held earlier this year, reinforced to us all that cricket is a game for everyone! Every child, regardless of ability deserves a chance to participate and have fun. Seeing how much the children enjoyed the program has given us the determination to ensure that next year's program is bigger and better. A big thank you to the Lions Club of Ashgrove/The Gap for providing us the financial support to the run the Program this year and to Kim Lawley and the team at Special Olympics Queensland for their guidance, support and advice to help us provide the children with the best possible experience.

From everyone at the Club, and especially myself, I want to thank all of our sponsors for their ongoing loyalty, commitment and support of the Club.

**Karen Willis**  
**Sponsorship Manager**



Kaz Willis with some of our next generation of players getting ready to have a Blast at the Gabba.

# COACHING REPORTS

## DIRECTOR OF COACHING

Firstly, I do want to start with acknowledging the loss of a long-standing club member and great bloke in Pete Sherman. A tragic loss to all and Pete will be sorely missed. No doubt when the time is right and we work our way through this challenging period, Pete's contribution to the club will be truly acknowledged.

I was humbled when the club asked me to step into this new role, one that would oversee the coaching operations of the club. It was a role that I would have to grow into and learn about, as previously my involvement was mainly limited to senior men's cricket. This new position enables me to assist across:

- Senior men's
- Senior women's
- Academy
- Taverner's
- Coach Education
- Potential new infrastructure

All areas of interest and areas that I felt I could contribute to in a positive way. Initially in some areas I would have to be educated on current operations before I could offer any constructive input, but it was exciting to learn more and to be of more use to a club that has been very good to me.

One of the strengths of this club is the quality of people that are already involved in the operations and coaching. If I could provide further support to these people, even simply being another available resource, that would potentially add more value to that which the club already offers its key stakeholders and members.

Being arguably the largest club in the world, it is without doubt that such positions are vital and everything we do must continue to evolve and move with the times. We must seek to be leaders in what we offer our members and having such a forward thinking, progressive and extremely hardworking executive can only help in taking us to the next level. I am excited to be playing a small part in further improvements and developments in and around the club.

What we offer to any player, coach, parent or potential sponsor must be attractive. On the playing front the club currently offers:

- an extremely large player base across all ages, providing plenty of playing opportunities.
- we are truly an inclusive club, offering opportunities for both male and female players.
- we have varied levels of coaching opportunities for our players through our junior section and through the introduction of our Academy Programs.
- we offer a very safe and enjoyable environment for young players to play their cricket.
- an exceptional level of quality coaches, some of the highest accredited coaches in the country.

For our coaches:

- we have coaching opportunities presented through our Academy for all levels of coaches.
- we provide wonderful coach education opportunities for our coaches, managers and parents.
- we provide a safe and productive working environment, with good facilities and plenty of equipment on offer.

Where to from here? It is vital we keep pushing ahead, searching for the edge. It's a great cricket term, but we do want to be seen as a leading club in the country and to do this we need to keep seeking improvement and the one area that is obvious in my mind is facilities. We need to look at upgrading the facilities we currently have, potentially adding more laneways to cater for ever increasing numbers and explore the possibility of an indoor option.

Being able to train, rain hail or shine would add so much value to what we currently offer. It excites me to think what is possible and with talks currently underway, and knowing the people who drive this club, anything is achievable and I can only hope that I am around long enough to see these new initiatives come to fruition. We can take this club further forward, offering an unparalleled level of playing, coaching and recreational experience.

**Peter Drinnen**  
**Director of Coaching**



Record numbers at the VDCC Academy December Camp

## FIRST GRADE COACHING REPORT

Mixed season across the formats this summer after making all 3 finals last year.

In the two days we simply had a poor mid-season and dropped too many games which were in the balance. I think our mid-field finish was probably fair enough in the end, even though we were still a chance to sneak into the semis in the final round of fixtures. We snuck into the quarters of the one days, however in the T20s we were excellent, winning the Queensland competition and advancing to the National finals in Adelaide where we finished in fifth place overall.

Our First Class players were unfortunately denied a shot at a Sheffield Shield following cancellation of end of season rounds because of the Corona virus, but throughout the season Usman Khawaja, Jack Wildermuth and Mark Steketee all did well for the Bulls and when eventually given an opportunity, Lachlan Pfeffer scored a gutsy maiden First Class fifty at the end of the summer which should stand him in excellent stead for next season.

In recognition of his outstanding First Grade performances over many seasons, Andrew Gode ended the summer as captain of the Qld 2<sup>nd</sup> XI where he continued to perform very well and also clubmate Nick Stevens opened the batting for the Bulls 2nds.

The McLachlan brothers Dylan and Brock were both selected in the Qld Imparja Cup Team that played in the National Titles in Alice Springs this year, where Brock was the leading wicket-taker with his off spin.

Nick McGill played for Qld Under 19s this season and towards the end of the competition got into gear for them. Nick played a one dayer this year in First Grade and batted very well. He made his debut in round 11, but unfortunately was injured midweek and had to pull out. He will play plenty of First Grade in the future and went to Adelaide with the squad for the National T20 finals.

In a tough year of player losses, Andrew Gode's captaincy of the team was very good. He gave new players chances and the confidence to believe in themselves as top grade cricketers. He was outstanding in my eyes. It was great to have Luke Feldman in the ranks, but given we lost fast bowlers in Don Whyte (to Sydney) and Luke Corlis (to Cairns for work commitments), we had to find replacements who could support Godey with the ball.

How good was it that Chris Knight was able to have an injury free season and come through as a real force in First grade with the ball? Knighty has enough talent to become a genuine allrounder, as he hits the ball very hard and with good technique. Next year could be a real breakthrough for him.

Matt Walter was so reliable as a change bowler and just kept running in. Huge heart and in the trenches every single time. With the birth of his first child he has decided to hang up the boots, but will still be around as selector. I rate this bloke seriously highly as a character and grade cricketer. Well done mate indeed. Have no doubt, you will be missed on the field.

In the T20 form of the game Billy Kruip was outstanding, ending the season highly ranked in the bowling stats during the national finals in Adelaide. Kruipy has work commitments that prevent him from training midweek, which therefore sees him playing 3<sup>rd</sup> grade on most weekends, but his short form bowling is very useful. Hopefully he is able to tweak some of his work hours to grab a regular spot in the higher grades next season.

Another player who shone very brightly in the short form of the game, was young Zanden Jeh. Grabbing an opportunity for the vacant spinners spot, his economy and wicket taking was fantastic throughout the summer. The experience he gained by playing most of the two day games will really help him in the future and must give him a realistic chance of Qld Youth honours soon. His batting is also good enough and I see him being a quality top grade allrounder in the years ahead.

In addition to his maiden half century for the Bulls, Lachy Pfeffer had a very good and consistent season with the bat for Valleys, including another 3 tons, plus his wicketkeeping was high class throughout. I would hope that he gets more opportunities next season with the Bulls and that a BBL franchise will recognise his ability with both gloves and bat.

Andrew Gode's batting was yet again of the highest quality and next summer he must surely play First Class and/or BBL cricket. His innings of 179 in a T20 fixture was ridiculously good. If he is not in the best 88 T20 players in Australia, then I am a poor judge.

Along with Gode, Pfeffer and Stevens, we now need heavy and regular runs from the next group of batsmen in order to be contenders in all forms of the game. The group of Jack Beath, Owen Lynch, Josh Neill and Dylan McLachlan need to convert a few years of experience into consistent performances. These lads indeed have the potential and the backing of selectors to become the backbone of a strong Valleys First Grade lineup into the future.

Special mention must be made of Oliver West who captained the 2nds this season. As a young player himself, Oliver did a magnificent job trying to develop other young cricketers, whilst making sure he did his best too. Well he certainly did that, kicking the door down and coming back into First Grade for the final round where he scored an excellent maiden fifty against Toombul. Westy hit a lot of balls this season at practice and I reckon we will need to find a new Second Grade captain for next season!

Our aim over the past couple of seasons has been to prepare young players for higher grades and feel welcome and comfortable. This season in First Grade we saw the debuts of fast bowlers Slater Asnicar and Callum Mackay, offspinner Brock McLachlan and wicketkeeper Christian Murphy. All of these guys have had a sniff of the top grade and should now want to dominate Second Grade before kicking on to long First Grade careers.

The National T20 Finals in Adelaide saw us take a squad of 14 players to compete against 9 other clubs from around Australia. Unfortunately we had a poor start on day one, but fought back to finish to tournament in fifth place. Getting back down to Adelaide next year should be a massive goal.

Much thanks once more to our coaching staff of Peter Drinnen and Matt Petrie (who worked brilliantly with our bowlers) and Chairman of Cricket Committee Brett Neill, for their tireless efforts throughout the season. Jimmy Shinnick, our outstanding manager and Pat Culpan our scorer were as usual at our side throughout. Thanks to Greg Ball for scoring whilst Patty was away at the end of the season (attending Prickle's wedding in the USA) and to Ian Lynch for filling in for Jimmy with the esky of drinks.

Many thanks to Grant Mitchell and the Executive Committee, our regular team of supporters and of course all our sponsors.

No reason why we cannot have a great season in 20-21.

**Brad Murphy**  
**First Grade Coach**

## CLUB COACHING REPORT

The culmination of a season like no other and hopefully like no other ever again!

We had Third Grade make it through to the Grand Final, but as with most other sport throughout the Coronavirus time the finals were abandoned.

As per the First Grade report we deserved to finish middle of the field, but in so doing we had a few young debutantes get a taste of the top grade. That, along with the fact that a few of them also travelled with us to Adelaide for the National T20 Finals will augur well for us into the future.

Second Grade finished towards the bottom of the table, but were in winning positions on quite a few occasions. Next season will be really important for a lot of their young players, in order to keep us pushing to be genuine contenders for top grade flags.

Third Grade made it into the grand final, by doing just enough to get into that position. Obviously it would have been great to play for the title, but it just was not to be. Having experienced players on board such as Jacques Badenhorst, Tom Cramb and Matt Shallcross was a real bonus for this team. Former First Grade cricketers that are willing to keep playing and slide down the grades is just so important for the club's development.

Fourths (beaten semi-finalists), Fifths and Sixths (2) plugged away all season. With quite a lot of lineup changes each week, they all still performed creditably. Sixth (1) led the field throughout the summer only to be beaten in the semi by Wynnum, but nevertheless clearly had a strong season.

We again had two Subbies teams on the paddock each weekend and our C Grade side bowed out in the semis also. Many players pass through these two teams and go on to higher grades when chances arise, so we are indebted to the captains and senior players involved in these sides as they are our backbone.

To the captains one and all, a hearty thank you for keeping things moving.

To Matt Walter our Chairman of Selectors, once more so many thanks - this was a really tough summer to get teams on the paddock, but we did!

The coaching staff comprising of Peter Drinnen, Matt Petrie and Steve Gode were so good in every way. Thanks also to the senior players who kept things going when the situation required.

Congratulations to Nick McGill who represented Qld Under 19's this season and to Flynn Thomasson who was in the Qld Under 17's. Hopefully these two lads kick on to higher representation into the future.

The Taverners (Under 16's) had a decent summer and reached the semis against Redlands, so we hope to see members of that side come into next season's senior ranks.

Many thanks to our committee, Tom Gibson and all ground staff, canteen staff and every Valley supporter who cheers us on.

A special thanks to both Greg Ball and Neil Stubbings for being happy to go up a grade to score this season for a few weeks when Patty Culpan was at Prickle's wedding in the USA!

Let's hope that we get through this upcoming tough winter and get back on track.

**Brad Murphy**  
**Club Coach**



Queensland Blind Cricket vs VDCC – match tied on the final ball.



## UNDER 16 L/T GRADE COACHING REPORT

Squad:

Cooper Mackie (captain), Jaxon Barwell, Adam Basson, Tate Cole, Ethan DuPayne, Harry Forster, Ryan Harten, Tom Hoffman, John Joyce, Darcy Lewis, Lachie Mackay, Jack McAuliffe, Conner Nowlan, Jessie O'Neill, Charlie Sims, Charlie Thomas, Angus Tolhurst, Hugh Weibgen, Cam Willis.

The Taverners squad of 2019 proudly and successfully represented the club throughout the season, culminating in a finals appearance after months of endeavour by the lads, which developed not only their cricketing skills, but also a strong bond within the team and a real pride for pulling on the Valley colours. Selection trials were held in April and from this was assembled an 18 player squad that contained exciting talent and potential, but equally players with a grounded attitude and respect for the game, led by team captain Cooper Mackie.

The season began well, with a nail biting home win against Norths followed by a dominant drubbing of eventual premiers Wynnum. Then came a reality check against a Souths team desperate for their first win of the season. We were out enthused by a less talented but more disciplined outfit that handed us our first loss and a lesson of not getting too far ahead of ourselves. The coaching group called for a response and the charged nature of following trainings was an indication, as we went on to record two crushing bonus point wins against Sunshine Coast and Wide Bay.

The following week was a danger match, travelling up to Toowoomba against a strong Darling Downs awaiting the scalp of another club from the city. Bowling first however, it was us that sent their top order packing, as they stumbled through to a score of 140 that required just 40 overs for us to run down.

So there we were sitting pretty after 7 rounds, the best part of two games out in front of the competition. With one foot already in the finals, the temptation was to take our eyes off what was in front of us. As successful as we had been, the area of our game that needed most attention was in the field, where we were offering up chances that in tight pressures games were going to be costly.

A disappointing three weeks followed, with a tight loss to Sandgate followed by thrashing at the hands of Ipswich and them coming up short against lowly University. This turned our season upside down and we required a win in our last game away against Toombul and for Norths to lose just for us to make the semis.

Winning our first toss in memory helped us take early charge of this pressurised encounter and with Toombul needing a win to stay in the season, the finals had come a week early for both teams. We marched through to a strong total in excess of 200 and with some good bowling and improved fielding we won our way through to play Redlands in the semi finals.

Playing away to the highly regarded Redlands we were quietly confident, but knew we had to bring our best to the final. Batting first we had our moments but lost key wickets at the wrong time and probably left 20 or 30 runs out there, albeit still getting to a middling total that required their strong batting line up to score 200 to make the GF. The early wickets we were after didn't eventuate and the only real wobbles they had in the chase came about from some outstanding fielding, resulting in 2 run outs. Redlands went on to weather our best efforts and record the win.

In all it was a season to be proud of, with plenty of highlights and valuable lessons learnt from the ups and downs of a competitive season of high standard cricket. Most of all, the squad impressed everyone with the manner in which they played and the respect they had for the opposition, the officials and the game itself. Valley is fortunate to have of group of young players of this nature to help take the club forward.

My sincere thanks go to Mark Weibgen as Assistant coach and the indispensable Dave Walker as Manager. We were blessed to have a wonderful parent group, always in the background but there whenever help was needed, most particularly Chris Mackie whose photography of the season provided enduring snap shots to keep. Most of all to the entire squad, thank you all for your efforts and dedication and more than anything, for being decent young men.

Nick Thomas

**Under 16 Lord's Taverners Coach**

## WOMEN'S CRICKET REPORT

2019-20 was a challenge to say the very least, with the format for the season changed slightly, kicking off with T20 and then one-dayers, a new Committee, new coaches, a younger cohort of players, some new recruits and a couple of retirements (Christie and Kara) last season.

I would like to start off with thanking all our grade coaches for the season, Tony Dudgeon, Colin Wade & Matt DuPayne. What a learning curve, with a young playing group, some new players entering our program and the challenge that is Senior Womens Cricket. Tom Gibson, Kiara Wood & Christina Coulson took on our Paul Pink program. Thank you all for your commitment, guidance and the mentoring provided to our players and program.

Some milestones were achieved for the Senior Womens program this year: First Grade finished top 4 in T20 to qualify for Semi Finals and 3 female athletes in the WBBL championship winning side – Georgia Prestwidge, Charli Knott & Mikayla Hinkley.

It would be remiss of me to not say thank you to the players, parents, supporters, scorers, my fellow committee members and all those who volunteer around the club. You all give up your time to get kids to training, games, scoring, help with covers and in the canteen – thank you. We do not have a club without you.

I would like to announce that with TJ retiring this year we are also going to be retiring her playing number. Thank you for all your knowledge and invaluable expertise of the women's game. It has been a pleasure to watch you in your final season with Valleys.

Looking ahead to season 2020-21, we will use strive for continuous improvement of our program. We have some new processes to elevate our program to the next level and to say we are excited would be an understatement: 2020-21 will see:

- Robert Smith take command of our female program and Coach of First grade
- Colin Wade return to further build on the second grade team and is already working collaboratively with Rob
- Tom Gibson and Matt Carr taking the helm for Paul Pink Squads which is a first for the club, allowing better one on one mentoring.

Here's to taking it to the next level in 2021!

Adele Wood

**Chair Women's Cricket Committee**



## VALLEY DISTRICT CRICKET CLUB

### FINANCIAL REPORTS & STATEMENTS

#### TREASURER'S REPORT

From a financial perspective, season 2019/20 represented a year of 'reshaping' our great club for the future needs of our members.

The Club incurred a net deficit of \$27,359 for the year, after depreciation and amortisation expenses of \$86,491 and grant income of \$41,999. This compared to an operating surplus last year of \$84,679, which was after depreciation and amortisation expenses totalling \$87,897 and grant income of \$149,382.

The operating surplus (akin to profit from ordinary operations) totalled \$17,133 for the year ended 30 April 2020, as compared to \$23,194 for the 12 months ended 30 April 2019, so a relatively comparable performance across the two income years from a 'cash profit' perspective.

Key information pertaining to the Club's financial performance for the year is outlined below:

- Revenue grew by \$14,603 or 2.54% for season 2019/20 from \$574,829 through to \$589,432. Key comments in this regard are as follows:
  - Revenue continues to be heavily underpinned by our playing fees with approximately 55.82% of our total revenue generated from this source (down from 56.62% last year).
  - QLD Cricket increased its funding of the Premier Clubs for the 2019/20 season via a one-off payment of \$20,000, which saw total funding from QLD Cricket/Cricket Australia increase by 18.25% to \$100,896 (\$85,325 in 2018/19).
  - The Club saw the full-year benefits of the grass cutting contract in place with the Brisbane City Council covering a large number of parks used by our Juniors. Gross revenue from this contract totalled \$64,225 (\$39,292 in season 2018/19) and there are plans to further increase the number of parks serviced under this contract, with the hope that this revenue amount can be doubled moving forward, which should also see additional profits derived by the Club. A huge thank you to Grant Mitchell and Robert Bailey for the hard work that has been undertaken in getting this mowing contract in place and up and running.

- The Club is aware of the need to remain competitive in terms of the price point at which our playing fees are set and continues to explore avenues for subsidising this income. Key focuses for the coming 12 months will be:
  - Further lobbying Cricket Australia/Queensland Cricket for increased funding to assist in meeting the resource demands of our Club. We have already seen some action being taken by Queensland Cricket in response to the needs of clubs (on the back of collective Premier Club lobbying), however further work is still required, particularly to ensure that a club of our size is appropriately funded in comparison to clubs with fewer playing numbers;
  - Seeking increased revenue streams from our current Brisbane City Council grass moving arrangements as per the comments above. This is important to not only increase the profits derived by the club, but more importantly ensure a number of our junior playing fields are better maintained;
  - Identifying new revenue income streams, particularly via the Past Players Association and through Business Membership programs, to assist the Club in strengthening relationships and connections across the Club, whilst bringing in additional revenue to assist the Club moving forward.
  - Continuing to target grant funding to assist with the funding of not only capital projects but also day-to-day operational costs and activities.
- As with any organisation, the Club was faced with expenditure increases during season 2019/20, which resulted in the Club's total expenditure for the year increasing by \$20,665 (approximately 3.75% increase) compared to the prior year. The Club's major expenditure items for the year comprised:
  - Maintenance costs for our Yoku Road grounds as well as a number of junior grounds were \$151,833 or 25.76% of total revenue (last year 31.64%). This expense includes costs incurred with the additional revenue generated via the extension of our grass moving arrangements with the Brisbane City Council but was positively impacted by a full-year of the QLD Cricket curatorial assistance program, which has helped to substantially reduce the costs associated with maintaining the playing facilities at Yoku Road;

- Coaching costs totalling \$119,784 or 20.32% of total revenue (last year 19.40%);
- Club clothing totalling \$105,776 or 17.94% of total revenue (last year 13.01%), which included some one-off expenditure items and is expected to reduce back to more reasonable levels during future seasons. We are also coming to the end of a 3-year agreement with our clothing supplier so the Club will continue to explore opportunities for providing the best quality playing and training clothing to our members at the most competitive price point; and
- Administrator costs totalling \$52,722 or 8.94% of total revenue (last year 6.69%), which included an investment in a specific game development role for our Junior cricket program, which focused on increasing contact and connectivity with schools within our catchment area.
- The Club continues to review its expenditure on an ongoing basis to ensure as much of the expenditure is directed to cricket related activities.
- The Club is also acutely aware of the size of its operations and the need to appoint a full-time operations manager to assist the Club's Executive in operating the club on a day-to-day basis and ensuring that we are able to leverage opportunities to further grow and develop the product offered by the Club. The Executive has spent a number of months formulating an overview of the role of the operations manager and will be looking to implement this role in the coming months, under an initial trial contract, to gauge the impact of this role and its ability to become self-funding into the future.

The Club continues to maintain strong cash balances which totalled \$98,693 as at 30 April 2020. Maintaining such a strong cash balance is a luxury that many clubs would love to have and enables us to continue to invest in the Club, but has also allowed us to manage through the recent COVID-19 pandemic. A strong cash balance also gives us great leverage to pitch for grants to continue improving the facilities of the Club as we are able to meet a reasonable portion of any capital commitments ourselves.

Much of the remaining funds continue to be earmarked to be spent on projects within our development master plan, with the lighting project having been rolled out across the 2018/19 season. Special mention must go to Richard Anderson and Bob Donker who work tirelessly in applying for various grants that bring in funding for our Club to continue improving our facilities for all members. Moving forward, Allan Meincke has volunteered to assist both

Richard and Bob with our grant applications and we thank Allan for this.

The Club is currently undertaking a strategic review of operations to plan for its next phase of growth and to ensure it continues to meet the needs of our members for today and the years to come. The Club's Executive, together with the Junior Management Committee and other sub committees, are already working towards a number of strategic actions in this regard but acknowledge the Club is at a critical juncture, given the size of our playing base, where the historical reliance on a volunteer base to operate the Club is not sustainable.

Accordingly, a key part of the Club's future operations will be planning for the introduction of paid administration roles within the Club, which will help to relieve the pressure on our volunteers but will hopefully ensure that the Club is able to leverage its brand and size in attracting new revenue streams to support us in growing the game of cricket and providing a memorable experience for all of our club members.

The Club is also exercising the appropriate caution at this point in time in respect to commitments of large expenditure, given the uncertainty created by the COVID-19 pandemic and the impacts this has had on many sporting seasons already. Whilst the Club is hopeful that any impacts on our upcoming season are minimal, we will need to carefully assess these as we move forward and ensure that we respond in a timely and considered manner to any issues that arise to help steer the Club through any challenges which present themselves.

Many thanks to Pat Culpan and Peter Kent who provide tremendous support and assistance in my role as club Treasurer. Peter Kent in particular continues to look after our books and makes my job super easy (pun intended).

A big thank you also to Danny Malone as JMC Treasurer, the whole JMC, my fellow Executive members, other volunteers and our many sponsors who contribute to Keeping Youth Busy in Sport.

Without each and every one of your valuable inputs we would not be in a position where we can offer in excess of 1,200 young men and women, boys and girls the opportunity to experience the great game of cricket.

**Mark Jones**  
**Honorary Treasurer**

**INDEPENDENT AUDITOR'S REPORT**  
**TO THE MEMBERS OF**  
**VALLEY DISTRICT CRICKET CLUB INC.**

**Scope**

We have audited the Balance Sheet and Income & Expenditure Statement of the Valley District Cricket Club Inc for the year ended 30 April 2020.

The Office Bearers are responsible for the preparation and presentation of the Balance Sheet and Income & Expenditure Statement and the information contained therein. I have conducted an independent audit of the Balance Sheet and Income & Expenditure Statement in order to express an opinion on it to the members of the Valley District Cricket Club.

Our audit has been conducted in accordance with Australian Auditing Standards to provide reasonable assurance as to whether the Balance Sheet and Income & Expenditure Statement are free of material misstatement.

Our procedures included examination, on a test basis, of evidence supporting the amounts in the Balance Sheet and Income & Expenditure Statement and the evaluation of accounting policies and significant accounting estimates. These procedures have been undertaken to form an opinion as to whether, in all material respects, the Balance Sheet and Income & Expenditure Statement present a view which is consistent with our understanding of the financial position and the results of the operations of the Valley District Cricket Club.

The audit opinion expressed in this report has been formed on the above basis.

**Qualification**

It is not possible to establish control over donations, subscriptions and fund raising income prior to their entry into the accounting records, nor is it practical for me to ensure that all such income has been received and recorded. Our audit relating to donations, subscriptions, and fund raising income was therefore limited to the amounts recorded in the financial statements.

**Qualified Audit Opinion**

In our opinion, except for the effect, if any, on the Balance Sheet and Income & Expenditure Statement of the matter referred to in the qualification paragraph, the Balance Sheet and Income & Expenditure Statement presents fairly the financial position of the Valley District Cricket Club as at the 30 April 2020 and the results of its operations for the year then ended.

**Mark B Irwin CPA**  
**Irwin & Associates Pty Ltd**



Some of our Junior Blasters at the completion of their program.

**VALLEY DISTRICT CRICKET CLUB INC.**

**PROFIT & LOSS STATEMENT FOR THE YEAR ENDED 30 APRIL 2020**

2019			2020
\$	<b>Income</b>		\$
	<b>CA/QCA Funding</b>		
84,908.39	ACA/CA/QCA Funding	100,479.18	
<u>416.67</u>	QCA Lord Taverner's Sponsorship	<u>416.67</u>	
85,325.06			100,895.85
	<b>Match Fees &amp; Subscriptions</b>		
88,459.98	Seniors	83,096.05	
<u>237,018.30</u>	Juniors	<u>246,190.06</u>	
325,478.28			329,286.11
	<b>Canteen</b>		
78,177.88	Sales	82,798.67	
4,654.30	Club Social Functions	127.90	
	Less: Cost of Sales		
<u>(73,425.00)</u>	Canteen Stock & Expenses	<u>(76,591.70)</u>	
9,407.18			6,334.87
	<b>Other Income</b>		
38,241.81	Sponsorships	28,980.91	
3,045.42	VDCC Old Boys Association	2,518.15	
7,081.83	Ground & Clubhouse Hire	3,115.21	
2,144.76	Bank Interest	1,173.59	
46,355.55	Cricket Academy	50,022.01	
14,231.33	Art Unions & Raffles	(551.20)	
2,993.63	Merchandise Sales	2,558.40	
39,291.97	Grass Cutting	64,225.46	
0.00	Donations	500.00	
<u>1,231.82</u>	Commissions	<u>372.73</u>	
<u>154,618.12</u>			<u>152,915.26</u>
<u>574,828.64</u>	<b>Total Income</b>		<u>589,432.09</u>
	<b>Expenses</b>		
	<b>Fees &amp; Charges</b>		
5,050.00	QCA/Player Insurance	3,795.46	
7,760.00	Qld Sub Districts Cricket Assoc.	9,490.00	
19,987.36	Brisbane North Junior Cricket Assoc.	17,522.73	
2,895.45	Warehouse Cricket Association	3,220.91	
<u>250.00</u>	Other Junior Cricket Associations	<u>0.00</u>	
35,942.81			34,029.10
	<b>Cricket Equipment &amp; Players Expenses</b>		
35,831.15	Cricket Ball Expenses	31,806.62	
10,961.52	Cricket Equipment Expenses	14,938.59	
2,078.19	Scorebooks	703.63	
70,325.65	Coaching - Seniors	74,604.35	
11,447.50	Coaching - Juniors	16,037.50	
29,764.17	Coaching - Academy	29,141.82	
6,521.51	Trophy Night - Seniors	0.00	
2,610.62	Trophy Day - Juniors	3,719.84	
10,856.36	Annual Report	3,565.73	
478.50	Photographs	0.00	
<u>74,807.38</u>	Club Shirts, Caps & Merchandise	<u>105,776.42</u>	
255,682.55			280,294.50

PTO for further EXPENSES

2019	EXPENSES (continued)	2020
\$		\$
	<b>Grounds &amp; Building Expenses</b>	
133,587.90	Ground Maintenance	93,553.62
0.00	Groundsman - Wages	23,085.43
2,138.57	Superannuation (including Groundsman)	4,996.26
394.04	Workers Compensation	464.64
7,867.38	Council Rates & Lease Charges	(6,296.96)
4,668.31	Machinery Repairs & Maintenance	14,678.38
6,617.73	Ground Hire Expense	1,070.00
8,479.55	Building Maintenance/Cleaning	1,585.55
4,129.37	Waste Disposal	2,427.76
<u>13,992.63</u>	General Insurance	<u>16,267.95</u>
181,875.48		151,832.63
	<b>Administration Expenses</b>	
1,636.32	Telephone	1,638.22
760.42	Stationery	1,616.56
8,043.62	Bank Charges	8,792.65
1,000.00	Donations	1,000.00
7,000.00	Honoraria	9,000.00
38,409.34	Administrators	37,062.00
0.00	Game Development	15,660.00
0.00	Live Streaming Costs	2,550.00
267.37	Government Charges & Fees	0.00
181.82	Postage & Shipping	182.73
3,667.39	Club Functions & Meetings	3,838.82
646.37	Advertising	944.64
3,720.54	Gas	3,292.44
9,496.52	Electricity	13,514.98
1,281.24	Computer & Website Expenses	901.31
2,022.76	Audit & Bookkeeping Expenses	2,148.64
<u>0.00</u>	Legal Costs	4,000.00
<u>78,133.71</u>		<u>106,142.99</u>
551,634.55	<b>Total Operating Expenses</b>	572,299.22
<u>23,194.09</u>	<b>Operating Surplus / (Deficit)</b>	<u>17,132.87</u>
	<b>Depreciation &amp; Amortisation</b>	
18,295.61	Depreciation	20,981.08
65,939.75	Amortisation	65,088.65
<u>3,661.47</u>	Loss (Profit) on Disposal of Assets	<u>421.21</u>
87,896.83		86,490.94
<u>639,531.38</u>	<b>Total Expenses</b>	<u>658,790.16</u>
<u>(64,702.74)</u>	<b>Profit (Loss) Before Abnormal Income</b>	<u>(69,358.07)</u>
	<b>Abnormal Income</b>	
149,382.25	Grants	31,999.21
0.00	Federal Government Cash Flow Boost	10,000.00
<u>84,679.51</u>	<b>Net Surplus / (Deficit)</b>	<u>(27,358.86)</u>

**VALLEY DISTRICT CRICKET CLUB INC.**  
**BALANCE SHEET AS AT 30 APRIL 2020**

2019		2020
\$		\$
	<b>Current Assets</b>	
	Cash on Hand	
16,245.67	Suncorp Cheque Account	22,116.89
108,441.76	Suncorp - VDCC Special Projects A/c	74,685.01
1,995.00	Suncorp - Cash Card Account	1,891.35
<u>126,682.43</u>	Total Cash on Hand	<u>98,693.25</u>
17,413.05	Stock	21,628.45
<u>34,063.40</u>	Sundry Debtors	<u>16,352.56</u>
		37,981.01
<u>178,158.88</u>	Total Current Assets	<u>136,674.26</u>
	<b>Current Liabilities</b>	
50,243.15	Trade Creditors	6,765.12
1,529.05	Other Creditors	912.19
1,318.42	Net GST Obligation	4,630.71
<u>53,090.62</u>	Total Current Liabilities	<u>12,308.02</u>
125,068.26	<b>Working Capital</b>	124,366.24
	<b>Non-Current Assets</b>	
	Buildings & Improvements	
3,176.84	Roller Shed at cost	3,176.84
136,222.27	Groundsman's 6-Bay Shed at cost	136,222.27
94,882.49	Pavilion (Peter Easton Oval)	94,882.49
150,560.68	Improvements at cost	163,670.68
<u>(169,777.28)</u>	Amortisation - Building & Improvements	<u>(176,838.01)</u>
215,065.00	Total Buildings & Improvements	221,114.27
	Plant, Machinery & Equipment	
277,451.90	Plant, Machinery & Equipment	305,911.59
<u>(203,695.22)</u>	Accum. Deprec. - Plant, Machinery & Equip.	<u>(206,833.10)</u>
73,756.68	Total Plant & Equipment	99,078.49
	Grounds	
409,821.88	Ground Redevelopment (at cost)	409,821.88
208,375.14	Field Lighting Project (at cost)	208,375.14
125,243.58	Nets Refurbishment 07/08 (at cost)	125,243.58
117,653.17	New Nets/Old Groundsman's Shed (at cost)	117,653.17
29,585.45	New Wicket - Jubilee Park	29,585.45
<u>(376,173.98)</u>	Amortisation - Grounds	<u>(434,201.90)</u>
<u>514,505.24</u>	Total Grounds	<u>456,477.32</u>
<u>803,326.92</u>	Total Non-Current Assets	<u>776,670.08</u>
	<b>Non-Current Liabilities</b>	
4,723.05	Vidler Memorial Trophy Trust	4,723.05
<u>4,723.05</u>	Total Non-Current Liabilities	<u>4,723.05</u>
<u><u>923,672.13</u></u>	<b>Net Assets</b>	<u><u>896,313.27</u></u>
	<b>Accumulated Funds</b>	
838,992.62	Balance 1 May 2019	923,672.13
<u>84,679.51</u>	Current Year Surplus / (Deficit)	<u>(27,358.86)</u>
<u><u>923,672.13</u></u>	<b>Total Accumulated Funds</b>	<u><u>896,313.27</u></u>

# TROPHIES & AWARDS

## Keith Dudgeon Sports Goods Trophy - First Grade Champion:

**Mens:** Andrew Gode – 443 runs, 19 wickets, 5 catches: 22.39 points

**Ladies:** Charli Knott - 277 runs, 16 wickets, 4 catches: 15.91 points

## Gill Chapman Trophy - First Grade Squad Encouragement Award:

**Mens:** Oliver West

**Ladies:** Annaliese Childs

## Geoff Trivett Trophy - First Grade Limited Over Champion:

**Andrew Gode** – 552 runs, 19 wickets, 5 catches: 24.36 points

## A.C. Dibdin Trophies for Lower Grades Club Champions:

**Men:** Hugh Weibgen (515 runs, 18 wickets, 14 catches: 26.85 points)

**Ladies:** Abby Harris (217 runs, 12 wickets, 3 catches: 11.61 points)

## Peter Easton Trophy for the Foremost Under 18 Grade Players:

**Mens:** Zanden Jeh

**Ladies:** Charli Knott

## Ken Mossop Memorial Trophy for Most Runs in all Grades:

**James Hicks** - 562 runs in 6th (1) Grade

## Norm McMahon Memorial Trophy for Most Wickets in all Grades:

**Tom Cramb** - 43 wickets in 1st & 3rd Grades

## Rav Heaps Trophy for Highest Score in all Grades:

**Nick Stevens** - 145 runs v South Brisbane in 1st Grade

## C.R. Thorne Memorial Trophy for Highest Partnership all Grades:

**Luke Stutter and Oliver West** - 240 runs v Redlands in 2nd Grade

## Doug Thorne Memorial Trophy for Best Bowling Performance:

**Connor Bauman** - 8 / 34 v Taringa Rovers in C3 Sub Districts

## Doug Murphy Memorial Trophy - Most Dismissals by Wicket Keeper:

**Jim Johnston** - 26 (20 catches & 6 stumpings) in 6th Grade

## W. Leggat Memorial Trophies for Most Catches by a Fieldsman:

**Hugh Weibgen** - 12 catches

**Alex Balston** - 12 catches

## Hat Tricks

**Dylan Robinson** v West Brisbane in C3 Sub Districts

**Liam Cook** v West Brisbane in C3 Sub Districts

**McCauley Hughes** v Ashgrove in C3 Sub Districts

**Jasmin Jones** v Redlands in Jodie Fields Shield

## Frank Flynn Memorial Trophies:

Awarded to special club members who provided outstanding service and great club spirit: **Greg Ball**

## Col Hoy Memorial Encouragement Award Trophies:

Presented in recognition of the performances, potential and good attitude of these young players: **Jasmine Jones, Abby Harris and Matty Gant**

## Frank & Noreen Vidler Memorial Trophy:

Awarded to the person who has made the most significant contribution to junior or youth cricket this season: **Andrew Warhurst**

Andrew has been a junior coach at the club and was instrumental in identifying and working with the special needs participants who joined previous Come and Try Days. He has since worked with and helped develop the GPS Rugby All Inclusion Plan. Andrew was a driving force for us to rollout the VDCC All Abilities Program. The program was very well received, averaging more than 20 participants per session, with Andrew being involved in all sessions himself. It is a truly remarkable event, bringing smiles to every volunteer and participant's face. From tiny seeds mighty trees grow. A perfect example of someone with a passion, creating a lasting initiative that fosters a love of cricket and promotes a magnificent level of humanity within the community and club.

## Averages Trophies:

*Qualification Rules: (Semi-Finals and Finals are included)*

*Batting: Senior Grades: Minimum 7 innings and 200 runs  
U/16 Lord's Taverners: Minimum 4 innings, or two thirds of most number of innings, and 100 runs*

*Bowling: Senior Grades: Minimum 65 overs and 15 wickets  
U/16 Lord's Taverners: Minimum 30 overs and 6 wickets*

**Women's 1st Grade Batting:** Mikayla Hinkley – 252 runs @ 31.50

**Women's 1st Grade Bowling:** Sofi Maddox – 13 wickets @ 12.92

**Women's 2nd Grade Batting:** Kylie White – 134 runs @ 33.50

**Women's 2nd Grade Bowling:** Jasmine Jones - 9 wickets @ 22.11

**1st Grade Batting:** Nick Stevens - 413 runs @ 37.55

**1st Grade Bowling:** Andrew Gode - 19 wickets @ 26.11

**2nd Grade Batting:** Oliver West - 405 runs @ 50.63

**2nd Grade Bowling:** Slater Asnicar – 15 wickets @ 23.13

**3rd Grade Batting:** Leslie Brown - 211 runs @ 26.38

**3rd Grade Bowling:** Tom Cramb - 41 wickets @ 9.34

**4th Grade Batting:** Mitch Stubbings - 241 runs @ 34.43

**4th Grade Bowling:** Mitch Stubbings - 23 wickets @ 13.83

**5th Grade Batting:** Patrick Horgan - 319 runs @ 29.00

**5th Grade Bowling:** Matthew Kennedy - 15 wickets @ 19.13

**6th (1) Grade Batting:** Cameron Willis - 324 runs @ 54.00

**6th (1) Grade Bowling:** Kyle Coleman - 29 wickets @ 10.83

**6th (2) Grade Batting:** Ethan Du Payne - 285 runs @ 35.63

**6th (2) Grade Bowling:** Michael Cook - 28 wickets @ 14.82

**B3 Sub Districts Batting:** David Khan - 257 runs @ 42.83

**B3 Sub Districts Bowling:** no qualifiers

**C3 Sub Districts Batting:** Matthew Riall – 224 runs @ 24.89

**C3 Sub Districts Bowling:** Daniel Skoien – 27 wickets @ 9.00

**U/16 LT Grade Batting:** Angus Tolhurst – 337 runs @ 42.13

**U/16 LT Grade Bowling:** Ryan Harten - 16 wickets @ 16.81

**Youth Girls Batting:** Daisey Bateman – 150 runs @ 50.00

**Youth Girls Bowling:** Erin Appleyard – 5 wickets @ 18.60

## Aggregate Awards

**Women's 1st Grade Batting:** Letysha Randall – 398 runs

**Women's 1st Grade Bowling:** Christina Coulson – 18 wickets

**Women's 2nd Grade Batting:** Genevieve Bond – 175 runs

**Women's 2nd Grade Bowling:** Abby Harris - 10 wickets

**1st Grade Two Day Batting:** Andrew Gode – 443 runs

**1st Grade Two Day Bowling:** Andrew Gode - 19 wickets

**1st Grade One Day Batting:** Owen Lynch – 151 runs

**1st Grade One Day Bowling:** Chris Knight - 11 wickets

**1st Grade T20 Batting:** Andrew Gode – 352 runs

**1st Grade T20 Bowling:** Zanden Jeh - 11 wickets

**2nd Grade Two Day Batting:** Oliver West - 405 runs

**2nd Grade Two Day Bowling:** Harry Collier – 20 wickets

**2nd Grade One Day Batting:** Shane Kabel - 219 runs

**2nd Grade One Day Bowling:** Luke Corlis – 10 wickets

**2nd Grade T20 Batting:** Michael Wing – 151 runs

**2nd Grade T20 Bowling:** Nick McGill / Shane Kabel – 6 wickets

**3rd Grade Batting:** Leslie Brown - 211 runs

**3rd Grade Bowling:** Tom Cramb - 41 wickets

**4th Grade Batting:** Nick Ryall - 321 runs

**4th Grade Bowling:** Daniel Larke – 29 wickets

**5th Grade Batting:** Cameron Skinner - 325 runs

**5th Grade Bowling:** Anthony Horgan - 20 wickets

**6th (1) Grade Batting:** James Hicks - 562 runs

**6th (1) Grade Bowling:** Kyle Coleman - 29 wickets

**6th (2) Grade Batting:** Connor Nowlan - 339 runs

**6th (2) Grade Bowling:** Michael Cook - 28 wickets

**B3 Sub Districts Batting:** David Khan - 257 runs

**B3 Sub Districts Bowling:** Lucas Eaglestone – 17 wickets

**C3 Sub Districts Batting:** Danny Malone – 332 runs

**C3 Sub Districts Bowling:** Daniel Skoien – 27 wickets

**U/16 LT Grade Batting:** Hugh Weibgen – 342 runs

**U/16 LT Grade Bowling:** Ryan Harten / Darcy Lewis - 16 wickets

**Youth Girls Batting:** Daisey Bateman – 150 runs

**Youth Girls Bowling:** Erin Appleyard – 5 wickets

**Legends Batting:** Owen Gilchrist – 148 runs

**Legends Bowling:** Chris Lanagan - 9 wickets

**Over 40's Batting:** Wayne Hamburger - 67 runs

**Over 40's Bowling:** Steve Gode – 8 wickets

**Mel Lowings Cup Batting:** Byron Gale - 269 runs

**Mel Lowings Cup Bowling:** Lewis Robinson – 11 wickets



## REPRESENTATIVE PLAYERS

<b>AUSTRALIA A</b>	Usman Khawaja Jack Wildermuth Mark Steketee Lachlan Pfeffer
<b>CRICKET AUSTRALIA XI (Women)</b>	Charli Knott
<b>QUEENSLAND</b>	Usman Khawaja Jack Wildermuth Mark Steketee Lachlan Pfeffer
<b>QUEENSLAND SECOND XI</b>	Andrew Gode Lachlan Pfeffer Nick Stevens
<b>QUEENSLAND INDIGENOUS</b>	Brock McLachlan Dylan McLachlan
<b>QUEENSLAND INDIGENOUS (Women)</b>	Christina Coulson
<b>QUEENSLAND (Women)</b>	Mikayla Hinkley Georgia Prestwidge Charli Knott
<b>QUEENSLAND COUNTRY (Women)</b>	Lexie Muller

<b>AUSTRALIA OVER 50</b>	Gavin Brown
<b>QUEENSLAND OVER 50</b>	Gavin Brown
<b>QUEENSLAND UNDER 18 (Female)</b>	Charli Knott



Brock McLachlan, Adrian Coolwell, Christina Coulson & Dylan McLachlan represented Queensland at the Imparja Cup in Alice Springs.

## QUEENSLAND CRICKET AVERAGES AWARDS (All Clubs)

### QCA AVERAGE AWARD QUALIFICATIONS

Batting	200 runs and a total number of innings which is the lesser of 9 or two thirds of the greatest number of innings commenced by any player of their Club in that Grade
Bowling	20 wickets and a minimum of 510 balls in the Grade
Note	Queensland Cricket averages do not include Semi-Finals and Finals

### Congratulations to the following Valley place-getters:

Grade	Category	Player	Average	Place
Third Grade	Bowling	TM (Tom) Cramb	9.21	1st
Fourth Grade	Batting	NJ (Nick) Ryall	35.38	2nd
Fourth Grade	Bowling	J (Jed) Brisbane	12.38	3rd
Fourth Grade	Bowling	DG (Daniel) Larke	12.88	4th
Sixth Grade	Batting	JJ (James) Hicks	46.58	1st
Sixth Grade	Bowling	KJ (Kyle) Coleman	11.31	4th
Sixth Grade	Bowling	CF (Clinton) Kempnich	11.52	5th
Women's First Grade	Bowling	CR (Christina) Coulson	18.24	6th

## QUEENSLAND CRICKET OTHER AWARDS (All Clubs)

### Congratulations to the following Valley place-getters:

Grade	Category	Player	Performance	Place
First Grade	Leading Run Scorer (T20)	LD (Lachlan) Pfeffer	300 runs	2nd
First Grade	Leading Run Scorer (T20)	AJ (Andrew) Gode	288 runs	3rd
First Grade	Leading Run Scorer (T20)	JH (Jack) Beath	268 runs	6th
First Grade	Highest Score	AJ (Andrew) Gode	179 runs	4th
First Grade	Highest Score	NG (Nick) Stevens	145 runs	9th
First Grade	Leading Wicket Taker (1 day)	CL (Christopher) Knight	11 wickets	1st
First Grade	Leading Wicket Taker (1 day)	MT (Mark) Steketee	6 wickets	Equal 3rd
First Grade	Leading Wicket Taker (T20)	Z (Zanden) Jeh	8 wickets	Equal 4th
First Grade	Best Bowling	CL (Christopher) Knight	6 wickets for 31 runs	5th
First Grade	Most Dismissals (2 day)	LD (Lachlan) Pfeffer	14 catches & 1 stumping	9th
Third Grade	Leading Wicket Taker	TM (Tom) Cramb	38 wickets	1st
Third Grade	Most Dismissals	WA (William) Garske	28 catches & 3 stumpings	1st
Sixth Grade	Leading Run Scorer	JJ (James) Hicks	559	1st
Sixth Grade	Most Dismissals	J (Jim) Johnston	23 catches & 7 stumpings	1st
Women's First Grade	Highest Score	MC (Mikayla) Hinkley	112* runs	Equal 9th
Women's First Grade	Best Bowling	CR (Charli) Knott	5 wickets for 11 runs	2nd
Women's First Grade	Best Bowling	LK (Lexie) Muller	5 wickets for 40 runs	11th
Women's First Grade	Most Dismissals	RA (Ryleigh) Wotherspoon	14 catches & 11 stumping	1st



Andrew Gode scored 64 from 24 balls in the Twenty20 Competition Grand Final.

Andrew's 179 from 73 balls in Round 14 set a new QLD Premier Cricket record for the Highest Score in a First Grade Twenty20 match

## PETER BURGE MEDAL POINTS

Points awarded on a 3-2-1 basis by the umpires for each day of play of every First Grade game (except finals).

Player	Club	Points
Jason Floros	Wynnum Manly	51
Scott Walter	University of Queensland	47
Lloyd Aspin	Sandgate-Redcliffe	41
<b>Andrew Gode</b>	<b>Valley</b>	<b>39</b>
Harrison Wood	Ipswich-Logan	39
Jack Clayton	University of Queensland	39
Liam Hope-Shackley	Gold Coast	38
Preston White	Toombul	33
Steven McGiffin	Western Suburbs	33
Brendan Smith	Western Suburbs	31

## PETER BURGE MEDAL WINNERS

1990/91	Andrew Hammelmann (Souths) & Bob McGhee (Toombul)
1991/92	Peter Clifford (Toombul)
1992/93	Andrew Courtice (University of QLD)
1993/94	Adam Dale (Wynnum-Manly)
1994/95	Dominic Ovenden (N), Peter Skuse (T) & Scott Prestwidge (W-M)
1995/96	Adam Dale (Wynnum-Manly)
1996/97	Jeff Pfaff (Gold Coast)
1997/98	Paul Argent (Souths)
1998/99	Mick Miller (Norths)
1999/00	Brendan Creevey (Sandgate-Redcliffe)
2000/01	Dale Turner (Souths)
2001/02	Greg Rowell (Wests)
2002/03	Aaron Nye (Wests)
2003/04	Nathan Rimmington (Sandgate-Redcliffe)
2004/05	Derek Tate (Toombul)

2005/06	Ben Laughlin (Wynnum-Manly)
2006/07	Aaron Nye (Wests)
2007/08	Glen Baticciotto (Sandgate-Redcliffe)
2008/09	Craig Phillipson (University of QLD)
2009/10	Chris Lynn (Toombul)
2010/11	Nick Fitzpatrick (Sunshine Coast)
2011/12	Brian May (Souths)
2012/13	Brad Ipson (Gold Coast)
2013/14	Simon Milenko (Redlands)
2014/15	Scott Walter (University of QLD)
2015/16	Sam Truloff (Western Suburbs)
2016/17	Michael Philipson (University of QLD)
2017-18	Alec Day (Sunshine Coast)
<b>2018/19</b>	<b>Andrew Gode (Valley)</b>
2019/20	Jason Floros (Wynnum-Manly)

## KATH SMITH MEDAL POINTS

Points awarded on a 3-2-1 basis by the umpires for each day of play of every First Grade game (except finals).

Player	Club	Points
Tess Cooper	Sandgate-Redcliffe	34
Tara Wheeler	Gold Coast	32
Meagan Dixon	Western Suburbs	29
Grace Harris	Western Suburbs	28
Brenda Tau	Ipswich-Logan	28
Georgia Voll	Sandgate-Redcliffe	28
Jemma Barsby	Sandgate-Redcliffe	20
Carly Fuller	Gold Coast	19
Sibona Jimmy	Ipswich-Logan	19
<b>Christina Coulson</b>	<b>Valley</b>	<b>17</b>
Clodagh Ryall	Wynnum-Manly	17
Belinda McDougall	Gold Coast	17

## KATH SMITH MEDAL WINNERS

<b>2002-03</b>	<b>Trish Brown (Valley)</b>
2003-04	Trish Brown (Wynnum-Manly)
2004-05	Trish Brown (Wynnum-Manly)
2005-06	Trish Brown (Wynnum-Manly)
2006-07	Melissa Bulow (Western Suburbs)
2007-08	Jude Coleman (Beenleigh/Logan)
2008-09	Melissa Bulow (Western Suburbs)
2009-10	Melissa Bulow (Western Suburbs)
2010-11	Jess Jonassen (University of Qld)
2011-12	Jess Jonassen (University of Qld)
2012-13	Jude Coleman (Ipswich/Logan)
2013-14	Delissa Kimmince (Gold Coast)
2014-15	Delissa Kimmince (Gold Coast)
2015-16	Grace Harris (Western Suburbs)
2016-17	Abigail Godrey (Gold Coast)
2017-18	Sammy-Jo Johnson (Gold Coast)
2018/19	Jemma Barsby (Sandgate-Redcliffe)
2019/20	Tess Cooper (Sandgate-Redcliffe)

# HONOUR BOARD - 2019/20

## TOP 10 TABLES

First – Sixth Grades, B3 & C3 Sub Districts Grades & Under 16 Lord's Taverners Grade  
(Not including performances in some One Day & T20 Competitions such as in First Grade, Over 40's Grade & Sunday Legends)

### TOP 10 RUN-SCORERS

	Player	Total
1	OG West	486
2	AJ Gode	443
3	JJ Hicks	433
4	NG Stevens	413
5	LD Pfeffer	405
6	JH Beath	324
7	LR Stutter	316
8	ON Lynch	288
9	DJ Cook	272
10	CB Willis	271

### TOP 10 WICKET-TAKERS

	Player	Total
1	SA Asnicar	37
	TM Cramb	37
3	WJ Kruip	28
4	KJ Coleman	23
5	DG Larke	22
6	HJ Collier	21
	JM Girolami	21
8	CJ Mackay	20
	DAG Skoien	20
10	AJ Gode	19
	MD Cook	19
	J Brisbane	19

### TOP 10 FIELDING DISMISSALS (including 'keepers)

	Player	Catches	Stumpings	Total
1	WA Garske	18	4	22
2	HB Boyd	18	2	20
3	J Johnston	14	4	18
4	CD Murphy	16	1	17
5	LD Pfeffer	14	1	15
6	BA Saw	13	1	14
7	ON Lynch	10	0	10
8	JH Beath	9	0	9
	JJ Hicks	9	0	9
10	A Balston	8	0	8
	CF Kempnich	8	0	8
	NM McGill	8	0	8
	SA Rees	8	0	8

### TOP 10 FIRST GRADE CHAMPION POINT SCORERS

	Player	Points
1	AJ Gode	22.39
2	LD Pfeffer	16.75
3	CL Knight	14.57
4	NG Stevens	13.99
5	ON Lynch	12.04
6	JH Beath	11.55
7	DP McLachlan	8.31
8	Z Jeh	7.78
9	LW Feldman	7.07
10	JS Neill	5.91

### TOP 10 CLUB\* CHAMPION POINT SCORERS

	Player	Points
1	HD Weibgen	26.85
2	JJ Hicks	21.56
3	DG Larke	21.51
4	AR Horgan	19.78
5	A Balston	19.75
6	CJ Nowlan	19.39
7	KJ Coleman	19.22
8	CB Willis	19.12
9	MT Stubbings	18.65
10	TM Cramb	18.20

\* not including First Grade  
# Ineligible due to suspension.

(Points system for the above two tables: .03/run, .40/wicket, .30/catch, .40/stumping)

## OUTSTANDING PERFORMANCE TABLES

### CENTURY SCORERS

	Player	Score	Grade	Opponents
1	AJ Gode	179	1st Grade T20	Ipswich-Logan
2	NG Stevens	145	1st Grade	South Brisbane
3	LR Stutter	136	2nd Grade	Redlands
4	SS Kabel	135	2nd Grade - 1 Day	Gold Coast
5	PM Horgan	121	5th Grade	Sandgate-Redcliffe
6	LD Pfeffer	119*	1st Grade - 1 Day	Gold Coast
7	MJ Toolis	116	2nd Grade - 1 Day	Gold Coast
8	JJ Hicks	113	6th (1) Grade	South Brisbane
9	MC Hinkley	112*	1st Grade Ladies	Sandgate - Redcliffe
10	NJ Ryall	109*	4th Grade	South Brisbane
11	CM Skinner	108	5th Grade	University of Queensland
12	DJ Cook	106*	6th (2) Grade	Toombul
13	LD Pfeffer	105	1st Grade T20	Sandgate - Redcliffe
14	JH Beath	103*	1st Grade T20	Northern Suburbs
15	CB Willis	102*	6th (1) Grade	Redlands
	CB Willis	102	6th (1) Grade	6th (2) Grade
17	EG Du Payne	101	6th (2) Grade	University of Queensland
18	MT Stubbings	100*	4th Grade	Toombul
	BE Gale	100	Sub Districts One Day	Bracken Ridge
	OG West	100	2nd Grade	Redlands
	LD Pfeffer	100	1st Grade	Northern Suburbs

### CENTURY PARTNERSHIPS

	Player	Player	Runs	Wicket	Grade	Opponents
1	LR Stutter	OG West	240	2	2nd Grade	Redlands
2	SS Kabel	MJ Toolis	226	1	2nd Grade - 1 Day	Gold Coast
3	NG Stevens	ON Lynch	185	4	1st Grade	South Brisbane
4	CM Skinner	M Rana	168	2	5th Grade	University of Queensland
5	DJ Cook	AG Lanning	161*	1	6th (2) Grade	Toombul
6	NG Stevens	AJ Gode	155*	3	1st Grade	Wynnum-Manly
7	LD Pfeffer	AJ Gode	149	1	1st Grade T20	Ipswich-Logan
8	LD Pfeffer	JH Beath	138	2	1st Grade T20	Sandgate-Redcliffe
9	MT Stubbings	LJG McRae	134	10	4th Grade	Toombul
10	CE Fitzgerald	CB Willis	130	5	6th (1) Grade	6th (2) Grade
11	NM McGill	OG West	128	2	2nd Grade	Western Suburbs
12	MC Hinkley	LJ Randall	114*	6	1st Grade Ladies	Sandgate-Redcliffe
13	MJE Wing	LR Stutter	112	4	2nd Grade	Ipswich-Logan
14	LG Petersen	BT Lanigan	109	4	6th (2) Grade	Redlands
	CM Skinner	PM Horgan	109	1	5th Grade	Wynnum-Manly
16	CJ Nowlan	DJ Cook	107	1	6th (2) Grade	6th (1) Grade
17	OG West	BD McLachlan	105	2	2nd Grade	South Brisbane
18	JW Durkin	HD Weibgen	104	2	5th Grade	Wynnum-Manly
	OG West	BD McLachlan	104	3	2nd Grade	Wynnum-Manly
20	LD Pfeffer	AJ Gode	102	1	1st Grade T20	Toombul
21	NJ Ryall	TS Pappalardo	101*	4	4th Grade	South Brisbane
	BE Gale	LJ Brown	101	2	3rd Grade	Redlands

\* = Unbroken Partnership



Michael Toolis & Shane Kabel after their record-breaking partnership of 226.

### 6 WICKETS OR MORE IN AN INNINGS

	Player	Figures	Grade	Opponents
1	CC Bauman	8-34	C3	Taringa Rovers
2	TM Cramb	8-37	3rd	University of Queensland
3	DG Larke	8-44	4th	Western Suburbs
4	JG Jones	7-7	1st Ladies	Redlands
5	SA Asnicar	7-55	3rd	South Brisbane
6	HJ Collier	7-64	2nd	Gold Coast
7	BJ Boyd	6-10	C3	Ashgrove
8	LD Eaglestone	6-14	B3	Stafford
9	WJ Kruip	6-21	3rd	Toombul
10	MT Stubbings	6-29	4th	Northern Suburbs
11	CL Knight	6-31	1st - 1 Day	Redlands
12	DAG Skoien	6-34	C3	Everton Districts

### 10 WICKETS OR MORE IN A MATCH

	Player	Figures	Grade	Opponents
1	DAG Skoien	11-70	C3	Everton Districts
2	SA Asnicar	11-94	3rd	South Brisbane
3	DG Larke	10-71	4th	Western Suburbs

### 5 WICKETS IN AN INNINGS

	Player	Figures	Grade	Opponents
1	CR Knott	5-11	Women's 1st	University of Queensland
2	WJ Kruip	5-20	1st T20	Hawkesbury (NSW)
3	AJ Gode	5-22	1st	Sandgate-Redcliffe
	CW Thomas	5-22	C3	Ipswich-Logan
5	JM Girolami	5-26	6th (2)	Redlands
6	DJ Cook	5-28	6th (2)	6th (1)
7	JM Girolami	5-30	6th (2)	Sandgate-Redcliffe
8	DAG Skoien	5-36	C3	Everton Districts
9	SG Malone	5-39	B3	Stafford
10	LK Muller	5-40	Women's 1st	Ipswich-Logan
	J Brisbane	5-40	4th	Sandgate-Redcliffe
12	JJ Gittins	5-41	5th	Sandgate-Redcliffe
13	KJ Coleman	5-44	6th (1)	South Brisbane
14	MD Cook	5-57	6th (2)	Sandgate-Redcliffe
15	FD White	5-63	6th (2)	University of Queensland
16	DG Larke	5-64	4th	South Brisbane

### HAT TRICKS

Player	Grade	Opponents	Figures
JG Jones	Women's 2nd Grade	Redlands	7-7
DJ Robinson	C3 (Sub Districts)	West Brisbane	4-21
LT Cook	C3 (Sub Districts)	West Brisbane	4-12
MM Hughes	C3 (Sub Districts)	Ashgrove	4-19



Jasmine Jones after taking 7/7 including a hat trick against Redlands.

## SCORES OF 50 TO 99

Player	Score	Grade	Opponents
JD Wildermuth	98	1st - 1 Day	University of QLD
OG West	94*	2nd	Wynnum-Manly
ON Lynch	93	1st	South Brisbane
FS Thomasson	93	4th	Gold Coast
JJ Hicks	87	6th (1)	University of QLD
KJ Coleman	86*	6th (1)	South Brisbane
JC D'Roza	84*	B3	Springwood
HD Weibgen	84	5th	South Brisbane
LD Pfeffer	83*	1st T20	Toombul
AJ Gode	83*	1st	Wynnum-Manly
NA Pepper	82	QSDCA 1 Day	QLD Railway Institute
LR Stutter	82	2nd	Ipswich-Logan
AJ Gode	81	1st	Ipswich-Logan
HF Carroll	80*	QSDCA 1 Day	Wolston Park
DM Khan	80	C3	Springwood
ON Lynch	79*	1st - 1 Day	University of QLD
COM Farrell	79	4th	Redlands
CP Mackie	78*	Taverners	Wynnum-Manly
WJ Kruip	77	3rd	Western Suburbs
CM Skinner	76	5th	University of QLD
KPV Lewis	75*	2nd T20	Ipswich-Logan
NG Stevens	75*	1st	Wynnum-Manly
AS Tolhurst	75	Taverners	Wide Bay
JH Beath	74	1st	Ipswich-Logan
TJ Hoffman	74	6th (2)	South Brisbane
GA Bond	73	1st Ladies	Western Suburbs
AR Horgan	73	5th	University of QLD
JW Durkin	72	QSDCA 1 Day	QLD Railway Institute
AS Tolhurst	72	Taverners	Northern Suburbs
ML Shinnick	72	C3	Taringa Rovers
LR Stutter	71*	2nd T20	Sunshine Coast
JH Beath	71*	1st T20	Sandgate-Redcliffe
JW Durkin	71	4th	Gold Coast
DJ Malone	71	C3	Moggill
NM McGill	70	2nd - 1 Day	University of QLD
NA Pepper	70	QSDCA 1 Day	Bracken Ridge
DM Khan	70*	B3	Springwood
DW Lewis	70	6th (2)	Northern Suburbs
AJ Gode	69	1st T20	Toombul
BD McLachlan	69	2nd	South Brisbane
M Rana	69	5th	University of QLD
RH Priest	68*	1st Ladies	University of QLD
CM Skinner	68	5th	Wynnum-Manly
OS Gilchrist	67*	T20 Legends	Sandgate-Redcliffe
KPV Lewis	66*	3rd	South Brisbane
TJ Hoffman	66	C3	Springwood
LD Pfeffer	66	1st	Sunshine Coast
JW Durkin	65*	QSDCA 1 Day	Wills XI
AL Harris	65	1st Ladies	Sunshine Coast
RA Wotherspoon	64*	1st Ladies	Ipswich-Logan
LJ Randall	64*	1st Ladies	Sandgate-Redcliffe
AJ Gode	64	1st T20	Western Suburbs
CB Willis	64	6th (1)	Toombul
FL Rees	64	6th (1)	Northern Suburbs
CE Fitzgerald	64	6th (1)	6th (2)
PF Cummins	64	5th	Western Suburbs
LJ Randall	63	1st Ladies	Wynnum/Redlands
EG Du Payne	63	6th (2)	Sandgate-Redcliffe
CJ Nowlan	63	6th (2)	University of QLD

Player	Score	Grade	Opponents
AS Tolhurst	63	Taverners	Redlands
OG West	62	2nd - 1 Day	Gold Coast
CR Knott	62	1st Ladies	Gold Coast
LG Petersen	62	6th (2)	Redlands
DJ Cook	61*	6th (2)	6th (1)
MJE Wing	61	2nd	Ipswich-Logan
LD Pfeffer	61	1st	University of QLD
LJ Brown	61	3rd	Redlands
JW Durkin	60	5th	Wynnum-Manly
JL Irwin	59	C3	Springwood
OG West	59	2nd	Western Suburbs
NJ Ryall	59	4th	Western Suburbs
JH Beath	59	1st	Redlands
AR Horgan	59	5th	Toombul
OG West	58*	2nd	South Brisbane
AS Tolhurst	58*	Taverners	Sandgate-Redcliffe
JJ Hicks	58	6th (1)	Toombul
JS Neill	58	1st	Ipswich-Logan
AG Childs	57*	1st Ladies	Western Suburbs
JC D'Roza	57	QSDCA 1 Day	Bracken Ridge
CJ Nowlan	57	6th (2)	Redlands
NA Pepper	57	3rd	Sandgate-Redcliffe
MPM Riall	57	C3	Wolston Park
PM Horgan	57	5th	South Brisbane
ON Lynch	56	1st - 1 Day	Redlands
HF Carroll	56	QSDCA 1 Day	West End Wanderers
NM McGill	56	2nd	Western Suburbs
JJ Hicks	56	6th (1)	Redlands
AL Harris	55*	1st Ladies	Wynnum/Manly
HD Weibgen	55	Taverners	Wide Bay
DM Khan	55	B3	Indooroopilly
MH Labrom	55	B3	Napoleons
JP O'Neill	55	4th	Northern Suburbs
NG Stevens	54	1st - 1 Day	Gold Coast
HD Weibgen	54	Taverners	University of QLD
AJ Gode	54	1st	Redlands
HD Weibgen	53*	Taverners	Darling Downs SWQ
SG Malone	53	B3	Stafford
LD Pfeffer	53	1st	Wynnum-Manly
ON Lynch	53	1st	Sunshine Coast
MJE Wing	52	2nd T20	Sandgate-Redcliffe
EG Du Payne	52*	6th (2)	6th (1)
CJ Nowlan	52	6th (2)	6th (1)
NM McGill	52	2nd	Northern Suburbs
TA Collier	52	4th	Northern Suburbs
JJ Bennett	52	B3	Indooroopilly
LEH Mackay	51*	Taverners	Northern Suburbs
P Singh	51*	3rd	South Brisbane
RJ Bailey	51*	B3	Bracken Ridge
N Bradford	51*	6th (1)	Northern Suburbs
JJ Hicks	51	6th (1)	Northern Suburbs
LK Muller	50	1st Ladies	Ipswich-Logan
NG Stevens	50	1st T20	Northern Suburbs
RJ Grace	50	6th (2)	Redlands
DM Matheson	50	C3	Moggill
PM Horgan	50	5th	Wynnum-Manly
BT Lanigan	50	6th (2)	Redlands
OG West	50	1st	Toombul

# TEAM & PLAYER STATISTICS, & CAPTAIN'S REPORTS

## FIRST GRADE PREMIERSHIP – The Damien Mullins Cup

University of Queensland	194.00
Western Suburbs	171.75
Ipswich / Logan	159.25
Gold Coast	145.25
Northern Suburbs	141.75
<b>Valley</b>	<b>134.75</b>
Wynnum/Manly	117.50
Sunshine Coast	113.75
Sandgate - Redcliffe	111.25
Redlands	100.00
South Brisbane	94.10
Toombul	90.00

### **First Grade Captain's Report: Andrew Gode**

For the 1<sup>st</sup> Grade squad, the 2019/20 season was a season of mixed fortunes. Some fantastic achievements were mixed in with some disappointing results, which led us to missing the 2-day finals series.

As has become the norm, we started the year with the 1-day format to complement the first-class season. Knightly started the year with a bang, taking his maiden 1<sup>st</sup> Grade 5Fa. But after bowling Redlands out relatively cheaply, we got off to a shaky start and failed to chase their score.

A great chase against Uni and an easy win against the Fins saw us fall into 4<sup>th</sup> place and take on Wynnum in a quarter final at Yoku Road. A really poor batting performance saw us all out sub 150 and we were never in the hunt, which was a disappointing defence of our one-day title from last year.

Our 2-day season was again inconsistent, however if a few things went our way we could easily have been playing semi-finals cricket again this season. A comfortable win set up by a great partnership between Rick and Lynchy against Souths was a great way to start.

We were well on our way to another good win being 2/250 against Wynnum before rain intervened and cost us valuable points. This was the theme of our season post-Christmas, with multiple opportunities lost to either get the results we needed or to push for outright wins which were well and truly on the cards. However, I can't overlook that fact that some really poor batting performances in the middle of the year against Wests and Redlands also led to our demise.

This year we once again proved that our T20 cricket is always in the top echelon of the competition and we managed to win 5 of our 6 round games. Through this part of the comp we had 3 players score 100s, which is quite remarkable.

A washed out semi took us to AB Oval to take on Wests in the final. We saved some of our best batting for this game and scored over 200, which in a final is always a big climb. Stekkers showed his absolute class, finishing with 4fa and the only real scare we got was the random shower, which threatened to finish the game a ball before we had bowled our 10 overs.

This win took us to Adelaide for the NPT20 tournament. A well-deserved trip away for the lads given how well we had performed this season in that format. It was a fantastic experience for everyone, mixing with some of the best players in grade cricket from around the country and playing on some amazing grounds. We possibly had a beer or two as well. Not sure.

Each season we always welcome some new members into the first-grade family. A big congratulations to Zanden, Brock, Slater, Cal and Christian on making their debuts this year. Hopefully they can all build on that in the years to come.

Not much more from me, except to remind the guys currently playing and the crop of younger guys coming through: Your time to take this team and make it your own is upon us.

Andrew Gode



VDCC squad for the National Premier T20 Championships.



## FIRST GRADE TWO- DAY PREMIERSHIP STATISTICS (The Cam Battersby Cup)

University of Queensland	175.00
Ipswich / Logan	152.25
Western Suburbs	151.75
Gold Coast	132.25
Northern Suburbs	123.75
<b>Valley</b>	<b>114.75</b>
Wynnum/Manly	108.50
Sandgate - Redcliffe	106.25
Sunshine Coast	99.75
Redlands	92.00
South Brisbane	82.10
Toombul	77.00

Premiership:	6th
Matches Played:	11: Won 1st innings 5, Drawn 1, Lost 1st innings 5

### First Grade Batting

Player	Matches	Innings	Not Outs	Best Score	100s	50s	Runs	Average
AJ Gode	11	13	1	83*	0	3	443	36.92
NG Stevens	11	12	1	145	1	1	413	37.55
LD Pfeffer	10	11	0	100	1	3	405	36.82
JH Beath	10	13	1	74	0	2	295	24.58
ON Lynch	11	12	1	93	0	2	288	26.18
CL Knight	11	12	2	47*	0	0	229	22.90
DP McLachlan	11	10	3	43	0	0	227	32.43
JS Neill	11	13	3	58	0	1	167	16.70
OG West	2	2	0	50	0	1	81	40.50
Z Jeh	10	8	4	39	0	0	66	16.50
LW Feldman	7	4	0	25	0	0	49	12.25
MG Walter	7	4	3	17	0	0	24	24.00
JD Wildermuth	2	2	0	24	0	0	24	12.00
LP Corlis	4	2	1	14*	0	0	15	15.00
BD McLachlan	2	2	1	8*	0	0	10	10.00
SS Kabel	1	2	0	4	0	0	4	2.00
CD Murphy	1	1	1	2*	0	0	2	0.00
MT Steketee	2	1	0	1	0	0	1	1.00
CJ Mackay	2	2	1	0*	0	0	0	0.00
TM Cramb	1	1	0	0	0	0	0	0.00
SA Asnicar	2	0	0	0	0	0	0	0.00

### First Grade Bowling

Player	Overs	Maidens	Runs	Wickets	Average	Best	5 Wkts.
AJ Gode	228.5	83	496	19	26.11	5-22	1
CL Knight	147.4	37	450	17	26.47	3-19	0
LW Feldman	55.1	14	178	14	12.71	4-22	0
Z Jeh	100	22	392	13	30.15	4-49	0
MG Walter	81	15	311	12	25.92	4-46	0
LP Corlis	45	6	170	6	28.33	3-66	0
SS Kabel	14.5	5	41	4	10.25	4-22	0
SA Asnicar	18.3	1	87	3	29.00	2-36	0
MT Steketee	14.2	1	63	3	21.00	2-53	0
BD McLachlan	16	1	95	2	47.50	2-69	0
TM Cramb	19	2	111	2	55.50	1-38	0
ON Lynch	11.4	0	71	1	71.00	1-45	0
NG Stevens	3	0	11	1	11.00	1-6	0
DP McLachlan	1	0	7	0	-	0-7	0
CJ Mackay	28	4	93	0	-	0-12	0

## FIRST GRADE ONE-DAY COMPETITION STATISTICS – The John McKnulty Cup

Team	Points	NRR
South Brisbane	10	1.387
<b>Valley</b>	<b>10</b>	<b>1.123</b>
Western Suburbs	10	0.823
Northern Suburbs	10	0.299
University of Queensland	9	0.484
Toombul	9	0.231
Wynnum/Manly	5	0.434
Ipswich / Logan	5	-0.288
Gold Coast	5	-1.267
Sandgate - Redcliffe	5	-1.312
Redlands	4	-0.497
Sunshine Coast	4	-1.311

Premiership:	Lost Quarter Final
Matches played:	4: Won 2, Lost 2

### First Grade Batting — One Day Matches

Player	Matches	Innings	Not Outs	Best Score	100s	50s	Runs	Average
ON Lynch	3	3	1	79*	0	2	151	75.50
AJ Gode	4	4	0	48	0	0	129	32.25
LD Pfeffer	2	2	1	119*	1	0	127	127.00
JD Wildermuth	2	2	0	98	0	1	104	52.00
NG Stevens	4	4	0	54	0	1	77	19.25
CL Knight	4	3	0	31	0	0	73	24.33
JS Neill	4	4	1	26	0	0	61	20.33
DP McLachlan	4	3	0	22	0	0	51	17.00
JH Beath	4	4	0	22	0	0	50	12.50
NM McGill	1	1	0	26	0	0	26	26.00
BD McLachlan	4	3	2	8*	0	0	11	11.00
WJ Kruip	3	2	0	1	0	0	2	1.00
MT Steketee	2	1	0	2	0	0	2	2.00
Z Jeh	2	1	1	1*	0	0	1	0.00
LR Stutter	1	1	0	0	0	0	0	0.00

### First Grade Bowling — One Day Matches

Player	Overs	Maidens	Runs	Wickets	Average	Best	5 Wkts.
CL Knight	32.5	1	173	11	15.73	6-31	1
MT Steketee	19.4	0	101	6	16.83	4-50	0
AJ Gode	35	1	144	4	36.00	2-38	0
Z Jeh	15	2	59	4	14.75	4-24	0
JD Wildermuth	19	3	72	3	24.00	2-35	0
ON Lynch	2	0	11	1	11.00	1-11	0
BD McLachlan	22.5	0	143	1	143.00	1-27	0
WJ Kruip	10	0	48	0	-	0-22	0

## FIRST GRADE T20 COMPETITION – The Tom Veivers Cup

Team	Points	NRR
<b>Valley</b>	<b>10</b>	<b>1.913</b>
Western Suburbs	10	1.439
University of Queensland	10	1.063
Sunshine Coast	10	0.818
Northern Suburbs	8	1.557
Gold Coast	8	0.462
Wynnum/Manly	4	-0.188
Redlands	4	-0.748
Toombul	4	-1.412
Ipswich / Logan	2	-1.44
South Brisbane	2	-2.158
Sandgate - Redcliffe	0	-1.416

Premiership:	Won Final
Matches played:	7: Won 6, Lost 1

### First Grade Batting — Twenty 20 Matches

Player	Matches	Innings	Not Outs	Best Score	100s	50s	Runs	Average
AJ Gode	7	7	0	179	1	2	352	50.29
LD Pfeffer	7	7	1	105	1	1	340	56.67
JH Beath	7	7	2	103*	1	1	305	61.00
ON Lynch	7	6	2	29	0	0	94	23.50
NG Stevens	4	4	0	50	0	1	86	21.50
CL Knight	7	6	3	26*	0	0	46	15.33
JS Neill	7	3	1	20	0	0	35	17.50
DP McLachlan	7	1	1	30*	0	0	30	-
MT Steketee	2	2	2	18*	0	0	24	-
SA Asnicar	2	0	0	0	0	0	0	-
WJ Kruip	6	0	0	0	0	0	0	-
BD McLachlan	5	0	0	0	0	0	0	-
LW Feldman	2	0	0	0	0	0	0	-
Z Jeh	7	0	0	0	0	0	0	-

### First Grade Bowling — Twenty 20 Matches

Player	Overs	Maidens	Runs	Wickets	Average	Best	Econ.
Z Jeh	26	0	161	11	14.64	3-10	6.19
CL Knight	26	0	214	9	23.78	3-22	8.23
MT Steketee	8.5	1	34	7	4.86	4-21	3.85
AJ Gode	24.1	0	183	6	30.50	3-30	7.57
WJ Kruip	21	1	178	5	35.60	2-20	8.48
BD McLachlan	13	0	114	5	22.80	2-25	8.77
LW Feldman	7	0	55	2	27.50	2-27	7.86
SA Asnicar	4	0	44	1	44.00	1-29	11.00
ON Lynch	0.2	0	4	0	-	0-4	12.00
NG Stevens	1	0	14	0	-	0-14	14.00

**FIRST GRADE TWENTY20 FINAL  
VALLEY v WESTERN SUBURBS  
26 January 2020, Allan Border Field, Albion**

<b>Valley Batting - Innings 1</b>		<b>Runs</b>	<b>Balls</b>	<b>4s</b>	<b>6s</b>
AJ Gode*	run out J Sippel / S McGiffin	64	24	1	8
LD Pfeffer†	lbw b. Z Beveridge	40	39	2	1
JH Beath	run out J Sippel / I Snell	37	23	2	2
NG Stevens	lbw b. S Paulsen	4	8	0	0
ON Lynch	c. S McGiffin b. P Dooley	29	16	3	2
MT Steketee	not out	18	8	0	2
JS Neill	c. P Dooley b. S McGiffin	0	1	0	0
CL Knight	not out	6	4	1	0
DP					
McLachlan	dnb				
LW Feldman	dnb				
Z Jeh	dnb				
	extras (b0, lb3, w5, nb3)				
			<u>11</u>		
		6 for	<u>209</u>		(20.0 overs)

FOW

1-83 (AJ Gode), 2-121 (LD Pfeffer), 3-145 (NG Stevens), 4-178 (JH Beath),  
5-184 (ON Lynch), 6-185(JS Neill).

<b>Western Suburbs Bowling</b>	<b>O</b>	<b>M</b>	<b>R</b>	<b>W</b>	<b>wd</b>	<b>nb</b>
P Dooley	4	0	21	1	2	0
B Edwards	4	0	52	0	2	1
A Watterson	1	0	16	0	0	0
S McGiffin	4	0	34	1	0	2
R Tazelaar	2	0	36	0	1	0
S Paulsen	4	0	37	1	0	0
Z Beveridge	1	0	10	1	0	0

<b>Western Suburbs Batting - Innings 1</b>		<b>Runs</b>	<b>Balls</b>	<b>4s</b>	<b>6s</b>
S Paulsen	dnb				
B Smith	b. Z Jeh	0	2	0	0
I Snell†	b. MT Steketee	18	6	3	1
J Pattison	c. LD Pfeffer b. AJ Gode	37	29	3	1
S McGiffin	lbw b. CL Knight	18	20	2	0
J Sippel	c. DP McLachlan b. MT Steketee	16	8	3	0
B Edwards	b. Z Jeh	5	8	0	0
P Dooley*	c. AJ Gode b. Z Jeh	1	3	0	0
R Tazelaar	c. ON Lynch b. MT Steketee	1	3	0	0
Z Beveridge	not out	2	4	0	0
A Watterson	run out Z Jeh / MT Steketee	1	1	0	0
	extras (b1, lb3, w3, nb2)				
			<u>9</u>		
		all out	<u>115</u>		(14.5 overs)

FOW

1-5 (B Smith), 2-7 (S Paulsen), 3-29 (I Snell), 4-74 (S McGiffin), 5-97 (J Pattison), 6-103 (J Sippel),  
7-110 (P Dooley), 8-110 (B Edwards), 9-112 (R Tazelaar), 10-115 (A Watterson).

<b>Valley Bowling</b>	<b>O</b>	<b>M</b>	<b>R</b>	<b>W</b>	<b>wd</b>	<b>nb</b>
Z Jeh	3	0	10	3	0	0
MT Steketee	3.5	0	21	4	1	1
CL Knight	3	0	31	1	1	0
LW Feldman	3	0	28	0	1	1
AJ Gode	2	0	21	1	0	0

\*Captain †Wicket Keeper

**Match Result:** Valley won  
**Toss Won by:** Valley (elected to bat first)  
**Captains:** AJ Gode (Valley) & P Dooley (Western Suburbs)  
**Umpires:** David Taylor & Steven Farrell  
**Valley Scorer** Greg Ball



## **SECOND GRADE – The Alan Pettigrew Shield**

### **Overall Championship**

University of Queensland	189.75
Northern Suburbs	173.00
Gold Coast	166.75
South Brisbane	160.00
Sunshine Coast	138.50
Sandgate - Redcliffe	135.75
Ipswich / Logan	128.00
Western Suburbs	105.25
Wynnum/Manly	103.50
Redlands	101.50
Toombul	101.25
<b>Valley</b>	<b>90.00</b>

### **Second Grade Captain's Report: Oliver West**

The Second Grade squad had a very mixed year, going from narrowly missing a spot in the one-day final to bottom dwellers for the T20 and two-day competitions. That being said, the 2019/20 season was a learning curve for the entire squad and provided some younger players with the opportunity to step up and perform in a higher grade.

The group we had this year was quite young and inexperienced, and with Shane Kabel having stepped away from red ball cricket, there was a large void in the side (with both bat and ball) that we sometimes struggled to fill.

Despite the season not culminating in any silverware, some younger players developed into very promising talents, with the likes of Nick McGill, Zanden Jeh, Christian Murphy, Calum Mackay, Brock McLachlan and Slater Asnicar all making their First Grade debut's in their respective formats. It was also excellent to see a few lads step up into Second Grade, with Harry Willmington, Byron Gale and Will Garske all playing their first games for the club at that level. Congratulations boys.

In a season that didn't produce the results we expected of ourselves, there were a couple of highlights along the way. In what was a promising start to the white ball season, Michael Toolis (116) and Shane Kabel (135 off 84 balls) carted the Gold Coast bowlers all over the park for an opening partnership of 226, breaking the club record in the process. After getting a life early, Shane went on to make the Fins suffer a long afternoon in the field. It was excellent to see the application Michael showed throughout the innings, converting all his hard work during training into a big score. Well done gents, was a quality batting display.

Luke Stutter and I broke a VDCC record that stood for 25 years when we put on 240 for the second wicket against Redlands, in what was our only victory for the season in two-day cricket. Luke was a class above, finishing his innings on 136 with the Tigers' attack having no answers for his aggressive stroke play. He set up the innings brilliantly and gave the boys a great deal of confidence moving forward.

Notable mention must also go to Harry Collier for his gutsy performance against the Gold Coast, taking 7/64 off his 21 overs and claiming an 8th match scalp in the second innings. Truly bowled his heart out throughout the whole season, so great signs for the future.

A big thank you to Spud and the coaching staff for their efforts again this season; your efforts around the group at training and on match days are greatly appreciated by all. A massive thank you must also be extended to Greg Ball for unselfishly giving up his Saturday's to come along and score for the boys throughout the season. Your efforts certainly haven't gone unnoticed and your presence around the group was thoroughly enjoyable.

This group has plenty of potential and I look forward to seeing the boys produce some quality performances next season. This year certainly taught us a lot about the determination and grit that is required to see out close games. With another season under the belt, I can see this group taking that next step to being a dominant force once again.

Oliver West

## SECOND GRADE TWO-DAY PREMIERSHIP STATISTICS

Team	Points	NRR
University of Queensland	165.75	1.629
Northern Suburbs	158.00	1.150
Gold Coast	153.75	1.468
South Brisbane	148.00	1.084
Sandgate-Redcliffe	123.75	1.154
Ipswich-Logan	123.00	0.920
Sunshine Coast	121.50	1.053
Wynnum-Manly	95.50	0.807
Toombul	95.25	0.810
Redlands	91.50	0.801
Western Suburbs	85.25	0.814
<b>Valley</b>	<b>79.00</b>	<b>0.809</b>

Premiership:	12th
Matches played:	11: Won 1st innings 1, Drawn 3, Lost 1st innings 7

### Second Grade Batting

Player	Matches	Innings	Not Outs	Best Score	100s	50s	Runs	Average
OG West	9	10	2	100	1	3	405	50.63
LR Stutter	10	9	0	136	1	1	316	35.11
NM McGill	9	10	1	56	0	2	255	28.33
BD McLachlan	8	9	1	69	0	1	207	25.88
MJ Toolis	10	12	3	45	0	0	180	20.00
MJE Wing	7	7	0	61	0	1	178	25.43
DC Mullen	5	4	1	39*	0	0	112	37.33
CD Murphy	10	9	2	24	0	0	74	10.57
KPV Lewis	6	5	0	34	0	0	69	13.80
SA Asnicar	7	4	1	24	0	0	51	17.00
WJ Kruip	6	5	0	30	0	0	48	9.60
HJ Collier	7	4	1	44*	0	0	45	15.00
MG Walter	4	2	2	27*	0	0	38	-
BE Gale	3	2	0	25	0	0	29	14.50
JH Beath	2	2	1	23*	0	0	29	29.00
MRJ Pickford	1	1	0	22	0	0	22	22.00
AA Lockhart-Krause	1	1	0	21	0	0	21	21.00
CJ Mackay	7	6	2	19	0	0	21	5.25
P Singh	5	2	1	13*	0	0	16	16.00
HG Whyte	1	1	0	9	0	0	9	9.00
MJ Petrie	1	1	0	6	0	0	6	6.00
Z Jeh	1	1	0	5	0	0	5	5.00
S Puri	1	1	0	2	0	0	2	2.00
L Robinson	1	0	0	0	0	0	0	-
SJ Stackpoole	1	0	0	0	0	0	0	-
LJ Brown	1	0	0	0	0	0	0	-
WA Garske	1	0	0	0	0	0	0	-
HP Willmington	2	1	0	0	0	0	0	0.00

### Second Grade Bowling

Player	Overs	Maidens	Runs	Wickets	Average	Best	5 Wkts.
HJ Collier	141.2	36	471	20	23.55	7-64	1
SA Asnicar	101.5	18	347	15	23.13	4-15	0
CJ Mackay	111.1	25	422	14	30.14	4-51	0
NM McGill	84.3	20	309	9	34.33	3-33	0
WJ Kruip	107.3	19	401	9	44.56	2-33	0
BD McLachlan	92	11	375	6	62.50	3-73	0
P Singh	38	8	138	5	27.60	2-27	0
MG Walter	62	20	196	5	39.20	2-48	0
KPV Lewis	50	9	211	4	52.75	2-24	0
MJ Petrie	22	8	24	4	6.00	3-14	0
HG Whyte	18	5	48	3	16.00	2-36	0
HP Willmington	16	2	73	2	36.50	1-17	0
Z Jeh	19	4	55	2	27.50	1-25	0
S Puri	10	0	38	2	19.00	2-38	0
L Robinson	7	0	27	1	27.00	1-27	0
LR Stutter	5	0	16	1	16.00	1-16	0
OG West	1	0	3	0	-	0-3	0
MJE Wing	3	0	22	0	-	0-10	0
DC Mullen	23	2	142	0	-	0-36	0
LJ Brown	14	7	29	0	-	0-29	0



Christian Murphy receives his First Grade cap from Matthew Petrie.



## SECOND GRADE ONE-DAY COMPETITION STATISTICS

Team	Points	NRR
University of Queensland	16	1.873
Western Suburbs	14	1.173
Sunshine Coast	13	1.057
<b>Valley</b>	<b>9</b>	<b>0.047</b>
Gold Coast	6	-0.044
Northern Suburbs	5	0.193
Wynnum-Manly	4	-0.270
South Brisbane	4	-0.395
Sandgate-Redcliffe	4	-0.638
Toombul	4	-0.927
Redlands	2	-0.451
Ipswich-Logan	0	-1.673

Premiership	Lost Semi Final
Matches played:	5: Won 3, Lost 2

### Second Grade Batting – One Day Matches

Player	Matches	Innings	Not Outs	Best Score	100s	50s	Runs	Average
SS Kabel	5	5	0	135	1	0	219	43.80
MJ Toolis	5	5	0	116	1	0	210	42.00
OG West	5	5	0	62	0	1	138	27.60
NM McGill	4	4	0	70	0	1	136	34.00
DC Mullen	5	5	0	49	0	0	135	27.00
MJE Wing	3	3	1	40	0	0	86	43.00
LR Stutter	3	3	0	28	0	0	43	14.33
CD Murphy	4	4	2	23	0	0	31	15.50
P Singh	3	2	1	11*	0	0	18	18.00
LP Corlis	5	3	1	5*	0	0	6	3.00
KPV Lewis	3	2	0	4	0	0	6	3.00
J Badenhorst	1	1	0	4	0	0	4	4.00
LJ Brown	1	1	0	4	0	0	4	4.00
WA Garske	1	1	1	3*	0	0	3	-
Z Jeh	3	2	0	1	0	0	1	0.50
MG Walter	4	1	1	1*	0	0	1	-
WJ Kruip	1	1	0	0	0	0	0	0.00

### Second Grade Bowling – One Day Matches

Player	Overs	Maidens	Runs	Wickets	Average	Best	5 Wkts.
LP Corlis	48	4	226	10	22.60	4-37	0
SS Kabel	44.5	6	163	7	23.29	3-38	0
MG Walter	32	2	209	6	34.83	2-42	0
NM McGill	23	1	107	4	26.75	3-33	0
DC Mullen	8	0	71	3	23.67	2-26	0
J Badenhorst	10	0	76	3	25.33	3-76	0
P Singh	22	0	96	3	32.00	2-15	0
Z Jeh	26.3	2	82	3	27.33	2-40	0
WJ Kruip	10	0	59	2	29.50	2-59	0

## SECOND GRADE T20 COMPETITION STATISTICS

Team	Points	NRR
Northern Suburbs	10	1.999
University of Queensland	8	0.533
Redlands	8	0.387
Sandgate-Redcliffe	8	0.060
South Brisbane	8	0.047
Gold Coast	7	0.895
Western Suburbs	6	-0.119
Ipswich-Logan	5	-0.127
Wynnum-Manly	4	0.368
Sunshine Coast	4	-0.940
<b>Valley</b>	<b>2</b>	<b>-0.797</b>
Toombul	2	-2.377

Premiership	11th
Matches played:	6: Won 1, Lost 5

### Second Grade Batting – Twenty 20 Matches

Player	Matches	Innings	Not Outs	Best Score	100s	50s	Runs	Average
MJE Wing	5	4	0	52	0	1	137	34.25
KPV Lewis	5	4	2	75*	0	1	106	53.00
LR Stutter	5	5	1	71*	0	1	82	20.50
OG West	5	5	1	25	0	0	64	16.00
SS Kabel	5	5	0	16	0	0	49	9.80
NM McGill	5	4	0	30	0	0	47	11.75
MJ Toolis	3	3	0	18	0	0	30	10.00
J Knight	2	2	0	24	0	0	24	12.00
CD Murphy	5	4	1	8	0	0	19	6.33
P Singh	5	3	1	6	0	0	12	6.00
SA Asnicar	3	2	1	3*	0	0	6	6.00
BD McLachlan	1	1	0	4	0	0	4	4.00
ON Lynch	1	0	0	0	0	0	0	-
CJ Mackay	3	1	1	0*	0	0	0	-
MG Walter	3	0	0	0	0	0	0	-
HP Willmington	1	0	0	0	0	0	0	-

### Second Grade Bowling – Twenty 20 Matches

Player	Overs	Maidens	Runs	Wickets	Average	Best	Econ
SS Kabel	17.4	0	132	6	22.00	4-20	7.47
NM McGill	12.4	1	88	5	17.60	2-11	6.95
CJ Mackay	10	0	88	3	29.33	2-35	8.80
P Singh	13	0	99	3	33.00	1-14	7.62
SA Asnicar	7	0	38	2	19.00	2-12	5.43
BD McLachlan	4	1	21	2	10.50	2-21	5.25
KPV Lewis	8.3	0	70	2	35.00	1-16	8.24
HP Willmington	4	0	29	1	29.00	1-29	7.25
MG Walter	5	0	37	0	-	0-12	7.40
J Knight	3	0	25	0	-	0-25	8.33

## THIRD GRADE – The Norm McMahon Shield

### **Third Grade Captain's Report: Jacques Badenhorst**

The 2019/2020 season was a strange season for the Third Grade side. We made the Grand Final for the third year in a row, however it never really felt like we played our best cricket. The batsmen struggled all year, however the bowlers dominated. Our best game was played in the Semi-Final against Uni and think that momentum would have helped us go one better in the Grand Final, but it was unfortunately cancelled.

The effort of the team could not be faulted week in week out. Everyone always turned up with the right attitude, which helped us get over the line on more than one occasion and was a huge factor in us making another Grand Final. This was epitomised by the "everywhere man" Matthew Shallcross. Shally admittedly didn't have his best season with the bat, but his experience, selflessness and attitude was infectious and invaluable around the side. I would like to take this opportunity to wish Shally all the best in retirement spending his weekends with his wife and two kids. Unless..... one more year Shall?

This year also started with many new faces as well as couple of promising youngsters to go along with some of the usual suspects. One of the new faces was Nick Pepper. Our Welsh import, Nick was sorely missed in the batting department when he went home mid-season, however no one will miss his accent. LJ Brown ended up being leading run score for the year. Will Garske finished with the most dismissals in our competition this year. We also had the likes of Byron Gale, Palam Singh and Harry Willmington cement their spots in the 11. Youngster like Flynn Thomasson and Josh Durkin also played a handful of games during the year.

Unfortunately, there is not much to say about the batting this year. We struggled to set big totals, with batsmen not converting starts and struggling to build meaningful partnerships. The most pleasing thing to see with the bat this year was the performance of Harry Collier and Bill Kruij. Both guys played multiple vital knocks during year to help win games. Having a strong and reliable lower order provided the difference in setting defendable totals. Unfortunately, there were no hundreds to report during the year and we will be looking for improvement from the top order next season.

Our strength all year was our bowling. We would regularly have teams in trouble early and were then able to control the game from there, even when defending lower totals. Early in the season the bowling attack was led by Slater Asnicar. Slater's early season form was sensational, and this eventually saw him earn his First Grade debut for the club. The other bowlers, Harry Collier, Bill Kruij, Palam Singh and Harry Willmington just never really gave opposition batsmen a sniff. However, with all that said, the pick of the bowlers was the evergreen Tom Cramb, who finished as the leading wicket taker in the comp. Having a bowling attack like this makes captaining very easy and they all would have performed well in higher grades.

Lastly, I would like to thank everyone who was involved with this side for making it a yet another enjoyable season of cricket. Special thanks needs to go out to the club, volunteers, selectors and coaches for the time and effort that goes on behind the scenes.

Jacques Badenhorst



Brett Neill presents Slater Asnicar with his First Grade cap on debut.

## THIRD GRADE TWO-DAY PREMIERSHIP STATISTICS

Northern Suburbs	135.06
<b>Valley</b>	<b>116.68</b>
University of Queensland	113.17
Redlands	112.90
Gold Coast	85.93
Western Suburbs	79.37
Wynnum-Manly	62.27
South Brisbane	60.25
Toombul	59.87
Sandgate-Redcliffe	46.34

Premiership:	2nd: Won Semi Final. Grand Final abandoned & Norths awarded Premiership
Matches Played:	10: Won Outright 1, Won 1st innings 5, Drew 3, Lost 1st innings 1

### Third Grade Batting

Player	Matches	Innings	Not Outs	Best Score	100s	50s	Runs	Average
LJ Brown	5	6	0	61	0	1	155	25.83
JA Knight	9	8	0	33	0	0	153	19.13
WJ Kruip	6	6	1	77	0	1	145	29.00
KPV Lewis	6	4	1	66*	0	1	139	46.33
WA Garske	9	7	1	42	0	0	105	17.50
NA Pepper	4	5	1	57	0	1	103	25.75
P Singh	8	6	2	51*	0	1	96	24.00
BE Gale	4	4	2	46*	0	0	93	46.50
HJ Collier	4	3	0	35	0	0	81	27.00
MG Shallcross	9	8	2	42*	0	0	67	11.17
J Badenhorst	9	6	1	30	0	0	66	13.20
JW Durkin	3	2	0	21	0	0	39	19.50
CW Lucas	1	1	0	20	0	0	20	20.00
NJ Ryall	2	1	0	18	0	0	18	18.00
HP Willmington	6	3	1	15*	0	0	17	8.50
TM Cramb	9	3	1	15	0	0	15	7.50
FS Thomasson	1	1	0	13	0	0	13	13.00
DC Mullen	2	2	0	8	0	0	12	6.00
DG Larke	1	1	0	12	0	0	12	12.00
SA Asnicar	5	3	1	4	0	0	7	3.50
KC Brown	1	2	2	5*	0	0	5	-
HG Whyte	1	1	0	3	0	0	3	3.00
JJ Wallington	3	0	0	0	0	0	0	-
J Brisbane	1	0	0	0	0	0	0	-
CJ Mackay	2	0	0	0	0	0	0	-
TS Pappalardo	1	1	0	0	0	0	0	0.00

### Third Grade Bowling

Player	Overs	Maidens	Runs	Wickets	Average	Best	5 Wkts.
TM Cramb	136.2	37	299	35	8.54	8-37	1
SA Asnicar	95	26	257	19	13.53	7-55	1
WJ Kruip	88	19	222	19	11.68	6-21	1
KPV Lewis	52	20	123	12	10.25	4-23	0
P Singh	57.5	9	175	9	19.44	2-25	0
HP Willmington	58.5	11	165	9	18.33	3-7	0
CJ Mackay	29	4	75	6	12.50	4-57	0
J Badenhorst	40	10	89	5	17.80	2-25	0
JJ Wallington	25	6	62	3	20.67	2-40	0
DC Mullen	5	1	24	2	12.00	2-24	0
CW Lucas	7	1	27	2	13.50	2-27	0
HJ Collier	28	4	93	1	93.00	1-8	0
HG Whyte	4	2	6	0	-	0-6	0
FS Thomasson	5	1	12	0	-	0-12	0
DG Larke	5	0	18	0	-	0-18	0
J Brisbane	13	6	25	0	-	0-9	0
KC Brown	5	0	15	0	-	0-15	0
LJ Brown	18	7	27	0	-	0-9	0
JA Knight	1	0	8	0	-	0-8	0

## THIRD GRADE ONE-DAY COMPETITION STATISTICS

Team	Points	NRR
Northern Suburbs	15	1.238
Wynnum-Manly	14	0.149
Western Suburbs	13	0.137
South Brisbane	13	-0.026
Redlands	12	0.005
Toombul	9	-0.938
University of Queensland	6	0.440
Gold Coast	5	-0.159
<b>Valley</b>	<b>4</b>	<b>-0.187</b>
Sandgate-Redcliffe	0	-0.780

Premiership:	9th
Matches Played:	4: Won 1, Lost 3

### Third Grade Batting – One-Day Matches

Player	Matches	Innings	Not Outs	Best Score	100s	50s	Runs	Average
J Badenhorst	4	4	0	48	0	0	90	22.50
HJ Collier	2	2	1	35	0	0	66	66.00
JA Knight	3	3	0	34	0	0	57	19.00
LJ Brown	2	2	0	48	0	0	56	28.00
DC Mullen	3	3	0	30	0	0	55	18.33
BE Gale	3	3	0	38	0	0	46	15.33
WA Garske	4	4	0	39	0	0	44	11.00
TS Pappalardo	2	2	0	16	0	0	30	15.00
NA Pepper	1	1	0	28	0	0	28	28.00
DG Larke	1	1	0	24	0	0	24	24.00
CW Lucas	1	1	0	21	0	0	21	21.00
FS Thomasson	1	1	0	20	0	0	20	20.00
MG Shallcross	4	4	0	7	0	0	16	4.00
HP Willmington	2	2	1	11*	0	0	15	15.00
MT Stubbings	1	1	0	14	0	0	14	14.00
JJ Pratt	1	1	0	11	0	0	11	11.00
P Singh	1	1	0	8	0	0	8	8.00
KC Brown	1	1	0	7	0	0	7	7.00
TM Cramb	3	2	0	4	0	0	5	2.50
JW Durkin	1	1	0	5	0	0	5	5.00
SA Asnicar	1	1	1	4*	0	0	4	-
J Brisbane	1	1	1	0*	0	0	0	-
CJ Mackay	1	1	1	0*	0	0	0	-

### Third Grade Bowling – One-Day Matches

Player	Overs	Maidens	Runs	Wickets	Average	Best	5 Wkts.
TM Cramb	24	1	84	6	14.00	2-25	0
J Badenhorst	19	2	75	4	18.75	2-12	0
JJ Pratt	8	1	33	3	11.00	3-33	0
FS Thomasson	7	0	32	3	10.67	3-32	0
HP Willmington	12	2	49	2	24.50	2-10	0
SA Asnicar	6	0	37	2	18.50	2-37	0
CJ Mackay	7	1	27	2	13.50	2-27	0
DC Mullen	7	0	53	2	26.50	2-25	0
J Brisbane	8	0	48	1	48.00	1-48	0
LJ Brown	13	1	61	1	61.00	1-21	0
HJ Collier	15	0	80	1	80.00	1-51	0
DG Larke	8	0	32	1	32.00	1-32	0
CW Lucas	8.1	1	29	1	29.00	1-29	0
KC Brown	2	0	8	0	-	0-8	0
P Singh	6	0	25	0	-	0-25	0
MT Stubbings	2	0	20	0	-	0-20	0

## FOURTH GRADE – The Bob Spence Shield

### **Fourth Grade Captain's Report: Bob Donker**

After the disappointing loss in last season's Grand Final, the commencement of the 2019/20 season brought with it a chance at redemption. In contrast to previous seasons, the lower grades this year played for separate one-day and two-day Premierships.

We were again fortunate to retain a core group of senior players, but Mitch Stubbings recruited well throughout the off-season, securing the services of Jed Brisbane and Lachie McRae. With the club continuing to produce exceptional young cricketers looking to make their name in the grade ranks, we felt that we could again be contenders towards the back end of the season.

Despite the first round one day loss to the reigning Premiers and Brodie Saw temporarily taking over the captaincy (being aided and/or hindered by Nick Ryall and Mitch Stubbings), we made a solid start in the front half of the season. The extended Christmas break may have hindered our progress slightly, as our cricket after the break was a bit more up and down, however we were still in a strong position to contend for both Premierships.

In a quick overview the team played some fantastic cricket throughout and managed to finish fourth on the one-day ladder and a some-what controversial third on the two-day ladder after the regular season. Further details on the finals in following sections, however a few highlights from the season included:

- A big win on the road against Gold Coast, which was almost an outright. The win was a well-rounded team performance, with wickets being shared by all the bowlers: Kaidyn Brown (3/9), Jed Brisbane (3/21), James Wallington (2/17) and Harry Willmington (2/22). Similarly, the runs were shared with youngsters Flynn Thomasson (93) and Josh Durkin (71) both posting fine half centuries, Nick Ryall (35) and Kaidyn Brown (27) also chipping in with handy knocks.
- A handy bonus point win against South Brisbane was probably why we snuck into fourth place on the one-day ladder. A solid bowling performance held South Brisbane to 180, with Daniel Larke (4/25), Matt Kennedy (3/24) and James Wallington (2/31) sharing the wickets. But the run chase was the main event, with Nick Ryall (109 off 82, including 11 boundaries and 6 maximums) plundering the bowling attack to all parts. Solid contributions from Dan Larke (39 off 39) and Tom Pappalardo (25 off 41) saw the total reached in the 27<sup>th</sup> over.
- A great team effort to chase down 190 nine down against Toombul, which was made even better by being a new club record for the (unbeaten) tenth wicket partnership of 134 between Mitch Stubbings (100\*) and Lachie McRae (42\*). A lot of the credit must also go to Jack O'Neill who held the middle order together with a very composed 32.

In contrast to previous seasons this report will not detail each match played throughout the season but instead focus on the players and their contributions towards the team's success. This was kindly compiled by winner of the 2018/19 Phoenix Award, self-nominated future Fourth Grade captain, Nick Ryall.

#### **Daniel Larke**

"Larkey" once again a mainstay of the Fourth Grade side. He was often given a lot of responsibility, opening the batting and providing plenty of overs with the ball. Despite this Larkey rarely let the side down, often getting the team off to a flyer with the bat and showing swing mastery with the ball. Larkey's 42 off 33 balls in tricky batting conditions in the one-day Semi Final, as well his huge haul of 8/44 against Western Suburbs, showed that he could contribute in multiple facets of the game, but also that he could perform against the best teams.

Topping the wicket tally and finishing third in the runs chart, Larkey had a fantastic season and his efforts were widely commended by all his team mates. Larkey also provided plenty of "source material" for the team group chats, which kept team morale high.

#### **Josh Durkin**

"Durko" earned his Fourth Grade debut early in the season after a number of strong performances in the lower grades over the last few seasons. He immediately showed his talent with a free flowing 71 against the Gold Coast, which placed us in a great position to shoot for outright victory. Josh was at his best when he remained positive and this helped us get over the line in the one-day Semi Final with a composed 17 not out from 26 balls. Josh will continue to improve and with more experience in the higher grades he is destined to play plenty of good cricket for Valley in the future.

#### **Tom Collier**

Tom "T-City" Collier was another youngster who made his debut in Fourth Grade this season. He showed plenty of promise in the top order with the bat, often getting starts and top scoring with 47 runs against South Brisbane prior to Christmas. Whilst school commitments kept him out of most of the post-Christmas action, Tom got an immediate re-call for the one-day finals series. His partnership with Brodie Saw in the Grand Final rescued the side, as Tom top scored with a classy run a ball 52 giving us a great platform to reach over 200. This turned out to be a match winning knock and goes to show that in future years, T-City (with an amazing new nickname), will be knocking down the door in the higher grades.

#### **Bob Donker (C)**

The skipper did what the skipper does best again in 2019/20, and that was add a fifth Fourth Grade title (and first one-day title) to his resume. Whilst the season wasn't hugely successful in terms of run scoring, Bob often shifted his position in the batting order, allowing team mates to bat in their preferred positions. Bob was also robbed of a potential big score by a greedy opposition captain (I'm sure you are all aware of the specifics), so no doubt Bob would have gone on to get that massive score he normally cashes in on. However he still scored enough runs to place himself in the top five Fourth Grade run scorers of all time at the club.

Bob's main value though is the calm leadership he provides in the field, in addition to taking his usual allotment of screamers from the second slip position. No doubt Fourth Grade's success in the past five seasons has been due to these very reasons.

Depending on Covid travel restrictions, this might be Bob's last season at Valley for a little while at least, so if a few weeks back was the last time, I want to personally thank Bob for being my captain for the past five (very successful) seasons. Hopefully he returns one day to his beloved Fourth Grade side.

#### **Brodie Saw**

Our pizza demolishing veteran returned to take on the wicketkeeping duties in 2019/20. The movement of his "dad-bod" defies all forms of physics and basic logic, yet he continued to dive in front of first slip and snaffle all the catches. It goes to show his glove work is vastly underrated by most at the club (and opposition batsman), which is likely due to the short sleeves and no pads (suggesting he hasn't completed a stumping since 2007). He did a great job of pouching most that came his way. Brodie also made several crucial contributions with the bat throughout the season. After having a rough start in the initial rounds Brodie was moved back into the number five position where he repeatedly anchored the innings, especially in the one-day games.

His contributions in middle order partnerships against Redlands in round nine and Northern Suburbs in the Grand Final were vital to our one-day Premiership. Brodie is considering retirement due to the upcoming birth of baby number two, but since he has been hinting at retirement for the past five years we expect him back, providing well deserved pizzas to the team in the not too distant future.

#### **Flynn Thommason**

Flynn is another youngster who showed enormous promise and is a player who can do it all. Unfortunately, Flynn was only available for the early rounds of the season, but the team soon discovered his talent with both bat and ball. His ability to hit a very long ball and send down deliveries at high speed will ensure we don't see Flynn in Fourth Grade next season. Flynn's skills were best demonstrated at the Gold Coast in round four when he hit a stunning 93 giving us a massive first innings total, and then demanded that he take the new rock where he bowled absolute gas. Flynn loves to take responsibility and without question will develop into a star player at Valley in the seasons to come.

#### **Jack O'Neill**

Jack made his first foray into the Fourth Grade side towards the back end of the season and quickly showed his all round game. Despite initially missing out a few times with the bat, Jack continued to earn his place with his valuable off-spin and tremendous ability in the field. Towards the final rounds Jack began to show his talents with the bat. A steady innings of 32 from 90 balls in a partnership with BD at Toombul helped to guide us over the line. Jack took this form into the two-day Semi Final, where he top scored with a classy half century which helped to put some respectability on the scoreboard after the top order crumbled. Jack showed a lot of promise this year and will no doubt push for higher selection in seasons to come.

#### **Mitch Stubbings**

The loudest, brashest and most demanding of his teammates, Big "Stubbo" loves nothing more than a great contest out in the middle. By his own admission his pre-Christmas form was scratchy with both bat and ball, however he returned post-Christmas firing on all cylinders. His hauls of 4/19 against Redlands, 6/29 against Northern Suburbs in round eleven and 3/30 against Northern Suburbs in the one-day Grand Final, catapulted Stubbo right into the mix for most wickets.

These bowling performances would, however, take a back-seat to his magnificent 100 not out against Toombul (his first senior ton), which was brought up whilst setting a club record tenth wicket partnership with good mate Lachie McRae. These performances resulted in Stubbo taking out both the batting and bowling averages awards, which capped off a magnificent season. Despite all this we look forward to Stubbo returning in 2020/2021 bringing with him his biggest asset... his champion father Neil who is the team's number one supporter.

#### **Jed Brisbane**

Having been recruited by Stubbo in the off season, Jed began his Fourth Grade season with a bang, helping the team across the line against Sandgate Redcliffe with 5/40 at home. Jed was Mr. Consistent with the ball throughout the season, seeming to get two or three wickets per innings and providing several useful contributions with the bat. His 21 from 14 balls in the one-day Grand Final was crucial towards the back end of the innings.

Jed's hard toil often went unrewarded, as far too regularly he would beat the bat without finding the edge and making the opposition look second rate. Another player whose overseas plans were ruined by Covid-19, might mean we see Jed back for the 2020/21 season.

#### **Lachie McRae**

After a four-year hiatus, "Macca" returned to the club and back into the Fourth Grade side he helped guide to the 2015/16 Premiership. With immediate effect, Macca returned to do what he does best, hit the deck hard at speed and provide the intimidation factor that helps complement our bowling attack. He led the way against University in round 12 with 3/24 and several verbal sprays, and also took top order wickets in all the finals matches.

Not to be overshadowed by Stubbo and his newly proclaimed allrounder status, Macca played an equally impressive innings in the 134 run partnership at Toombul. Macca finished with 42 not out and helped get Stubbo across the line for his maiden ton. Another veteran who has won multiple Premierships with the team, we look forward to Lachie slimming down his big rig and destroying teams again in 2020/21. Finally, it should be noted that he was also the proud winner of the 2020 Phoenix Award.

#### **Kaidyn Brown**

Another veteran in terms of experience rather than age, Kaidyn returned to have a fruitful season in 2019/20. "Brownyn" contributed in all aspects of the game, whether it be tight late innings overs with the ball, powerful shot making or excellent fielding his skills, he would often put the side into a winning position. These contributions also saw Brownyn earn a callup into Second Grade for their T20 competition. Kaidyn's runs against Northern Suburbs in the one-day Grand Final (24 off 16) and his 3/18 against University in the Semi Final, proved how critical he was to the side in big matches. The one-day win was Kaidyn's second Fourth Grade flag and he now joins a number of fellow team mates who have also won multiple Premierships at Fourth Grade level.

#### **James Wallington**

"Wallo" led from the front in many aspects this season. Most notably his meaningless dribble while in the field, followed closely by his legendary silly Saturday performance, which resulted in Wallo being awarded the unofficial nightlife captain of Fourth Grade. His on-field performances were just as important though, and he bowled exceptionally well in both the one-day Grand Final and the two-day Semi Final. His figures of 3/35 against Northern Suburbs in the Grand Final really turned the screws and closed their innings down when the game was in the balance. He then followed this up in the Semi Final with 4/53, again against Northern Suburbs, which kept us in the game. Unlike most of his team-mates, Wallo doesn't offer much in the batting department, so we are quite thankful his performances with the ball were outstanding all year. A much beloved member of the team, we look forward to Wallo returning (beekeeper suit and all) in 2020/21.

#### **Nick Ryall**

Coming into the season with high expectations after attending his first pre-season since 2011, Nick Ryall silenced his critics (and Stubbo) by grinding out a chanceless hundred against South Brisbane just before Christmas. His 109 off 82 balls, which included 11 boundaries and 6 maximums helped lead the team to a bonus point win. A dip in productivity in the second half of the season saw Ryall spend more time swiping right than out in the middle. A late season injury crisis saw a timely promotion to join the Third Grade side, joining fellow veterans in bullying opposition teenagers. Reuniting with Fourth Grade for another finals campaign, two early wickets, including the skipper for a stylish 0 from 7, required Ryall to stabilize yet another batting collapse. Unfortunately, the pitch was 'doing a bit early' and he was dismissed for a gritty 17 (off 36). A few glorious cover drives and pull shots in that innings was enough for Ryall to start saving for the 2020/21 season fees.

### **One-Day Semi Final**

After just sneaking into fourth place at the end of the one-day round games, we were met with the challenging proposition of playing the undefeated University on their home ground in the Semi Final. Overnight showers and a wet outfield meant a delayed start to proceedings, however this did allow the team a little bit more time to recover from the two day fixture on Saturday and for Brodie Saw to almost single-handedly demolish two pepperoni pizzas before the coin toss.

Unfortunately for Brodie, we finally had a change of fortune with the coin in a finals match and we asked University to bat first. After a great opening spell from Jed Brisbane and Lachie McRae we had made some solid inroads into the top order, reducing University to 3/22. Tight bowling from Daniel Larke and Mitch Stubbings restricted the middle order, before heavy rain set in to temporarily halt play. Following the restart, the overs were reduced to a total of 24, meaning only a further 8 overs were to be bowled. Kaidyn Brown finished the innings off well with 3/19 and despite some lusty lower order hitting we only required 106 to win.

Despite a few nervous moments throughout the run chase, the cool heads of Daniel Larke (42 off 33), Brodie Saw (15 off 28) and Josh Durkin (17 off 26) saw us chase down the runs in under 19 overs. A great team win against a quality opposition meant we would take on Northern Suburbs for the one-day Premiership.

### **Valley Defeat Norths in Fourth Grade One-Day Final**

*Bob Donker leads Valley to 4th Grade Final win over Norths. Mitch Stubbings Man of Match with 33\* and 3/30*

**Written by Sheldon Stackpole – todaystale.com**

*In a scorcher on Sunday, Valley took on Norths in the Fourth Grade one-day final. Larke and Donker opened the innings for Valley and with both openers out early, they were 2/30 after seven overs. Ryall was next to fall and was unlucky to be out playing the ball on to be 3/38 in the 9th over. At drinks in the 20th over, Valley moved to 3/86 with Collier on 30 off 34 and Saw 21 off 37. Bob Donker, Valley captain, had this to say at the drinks "Good position. Good partnership. Important to keep some wickets in hand with Brownie, Stubbo and Durko to come in the last 10 overs".*

*Saw was bowled in the 25th over and Josh Durkin came to the crease. After a few quick wickets, Valley were 6/140 in the 30th over. Tom Collier had amassed 52 runs before being dismissed by Wright. He had this to say about his innings "Bit tough early. Slow wicket. Short boundaries made it easy to beat the infield. Then threw it away once I had my eye in". In the next four overs, Valley pushed the run rate along and were 7/180 after 34 overs. A great final three overs by Stubbings and Brisbane allowed Valley to reach a highly respectable 228.*

*Witt and Vellacott opened the batting for Norths. An early wicket to Brisbane, with a beautifully judged outfield catch at deep point by Wallington was the start Valley required. Lachlan McRae picked up the second wicket of Witt and Norths were now 2/35. Stubbings came into the attack and soon picked up two quick wickets with Manly and Lockhart now back in the pavilion. Larke soon picked up the fifth wicket of Marshall and Norths were struggling at 5-75. Norths early wickets had placed them in trouble and were now 5-93 off 22 overs.*

*After 32 overs, and with another Stubbings dismissal, Norths were 6/144. Wallington had now entered the attack and with some attacking spin bowling he picked up the next three wickets of Adams, Holmes and Kelsall. The final wicket saw Larke dismiss Dowe with a fine catch in the outfield by young Tom Collier. Norths were now all out for 198 falling 30 runs short of the Valley total 8/228.*

*Bob Donker had this to say regarding the win "Touch and go for a little bit. Wallo and Larky bowled well in the end. Jed bowling three maidens stalled them early. Stubbo picked up three wickets. Great effort in the field". Stubbings with 33\* and 3/30 who was arguably man of the match, had this to say regarding the Valley triumph "I was due for some runs and wickets. Good team effort. Everyone chipped in". The full match can be watched on YouTube by searching "Bob Spence Shield – GF – Northern Suburbs v Valley".*

### **Two-Day Semi Final**

After finishing third in the regular season we faced Northern Suburbs in the two-day Semi Final on Geoff Dymock Oval. Our captain's consistency at the coin toss in finals saw us being asked to bowl first one what looked like a fantastic cricket wicket. Despite Lachie McRae making early inroads by taking the first two wickets for two runs, day one proved to be one of frustration for the bowlers. With the quicks continually beating the bat and edges seeming to always fall into the gaps, wickets were hard to come by. The pick of the bowlers on day one was James Wallington, who continuously challenged the batsman and picked up key wickets either side of the main break.

Returning on day two we needed early wickets with the new ball. Fortunately, Larkey (2/51) and Wallo (4/53) managed to clean up the tail just past the 100<sup>th</sup> over, which left us 251 to win. The other wickets being claimed on day one by Jed (2/49) and Macca (2/17).

Unfortunately the run chase did not start as we had hoped, the skipper holing out in the deep for a globe. The rest of the top order provided minimal resistance, as the opposition skipper took the first five wickets to have us reeling at 5/63. A late counter punch by Jack O'Neill with a brilliant 55 and Harry Wilmington who compiled 30, put some respectability on the score sheet, however we had left the bottom order too much work to do and with two lower order runouts we were bundled out in the 47<sup>th</sup> over for 150.

It was not the way we would have liked to finish the season but there were plenty of lessons for next time. Unbeknownst to us this would in fact be the final game of the season, as the Covid-19 pandemic ruled out a Grand Final being played at all.

Overall, we had a fantastic year with a great group of guys. We were lucky enough to add more silverware to the Fourth Grade trophy cabinet and extend our run of consecutive finals appearances to six. Unfortunately, we were outplayed in the two-day Semi Final, but I'm sure we all learned from the experience and will come back better players next year because of it.

Thanks to all our supporters this season, especially those who came and watched throughout the finals. Special mention to Neil Stubbings and Sean Wallington for their continued support. Neil took on the scoring duties again and also ensured the boys were hydrated and had plenty of fruit and lollies to keep them going, all while putting up with our constant off-field carry on and Nick Ryall's never-ending Facebook tags. A massive effort which was greatly appreciated by all the players.

Thanks to the Executive Committee and to the Lower Grade selection committee (especially Matt Walter) for picking sides and managing players each week. I must also acknowledge the hard work of Brad Murphy and Peter Drinnen. Their efforts get the most out of each and every player at the club, which has been instrumental in the results achieved over the last few seasons.

Finally, thank you to all the players who contributed towards our success in Fourth Grade. Hopefully we have another successful season in 2020/21, potentially under new leadership, and also challenge for the much-coveted Club Championship.

BD



## FOURTH GRADE TWO-DAY PREMIERSHIP STATISTICS

University of Queensland	125.23
Northern Suburbs	105.22
<b>Valley</b>	<b>104.88</b>
Redlands	98.48
Western Suburbs	97.23
Gold Coast	78.49
Toombul	78.08
Wynnum-Manly	66.80
Sandgate-Redcliffe	57.36
South Brisbane	53.38

Premiership:	3rd: Lost Semi Final
Matches played:	10: Won on 1st innings 5, Drawn 1, Lost 1st innings 4

### Fourth Grade Batting

Player	Matches	Innings	Not Outs	Best Score	100s	50s	Runs	Average
MT Stubbings	7	6	1	100*	1	0	174	34.80
NJ Ryall	6	6	0	59	0	1	170	28.33
FS Thomasson	4	4	0	93	0	1	155	38.75
DG Larke	7	7	0	34	0	0	123	17.57
JW Durkin	7	7	1	71	0	1	120	20.00
KC Brown	7	7	0	28	0	0	108	15.43
JP O'Neill	4	4	0	55	0	1	104	26.00
TS Pappalardo	3	4	0	47	0	0	100	25.00
TA Collier	5	6	2	47	0	0	99	24.75
BA Saw	8	7	1	33*	0	0	89	14.83
BRJA Donker	6	6	0	35	0	0	81	13.50
J Brisbane	7	7	0	27	0	0	67	9.57
PM Horgan	3	3	0	34	0	0	56	18.67
BE Gale	3	3	1	26	0	0	46	23.00
LJG McRae	4	4	2	42*	0	0	46	23.00
HP Willmington	2	2	1	30*	0	0	38	38.00
AR Horgan	2	2	1	24*	0	0	33	33.00
HD Weibgen	2	2	0	17	0	0	32	16.00
CM Skinner	2	2	0	15	0	0	21	10.50
T Burvill	1	1	0	18	0	0	18	18.00
CW Lucas	3	2	1	10	0	0	13	13.00
L Robinson	1	1	0	12	0	0	12	12.00
JJ Wallington	6	6	5	4*	0	0	10	10.00
COM Farrell	2	2	0	9	0	0	10	5.00
M Rana	1	1	0	7	0	0	7	7.00
PF Cummins	2	2	0	4	0	0	6	3.00
NC Harding	1	1	0	5	0	0	5	5.00
MJ Kennedy	1	1	0	1	0	0	1	1.00
JP Alexander	1	1	0	1	0	0	1	1.00
HG Whyte	1	1	1	0*	0	0	0	-

### Fourth Grade Bowling

Player	Overs	Maidens	Runs	Wickets	Average	Best	5 Wkts.
DG Larke	110	30	326	22	14.82	8-44	2
J Brisbane	86.2	26	233	19	12.26	5-40	1
MT Stubbings	53	11	189	14	13.50	6-29	1
JJ Wallington	89.2	27	275	10	27.50	4-53	0
KC Brown	34.4	8	97	8	12.13	3-9	0
LJG McRae	31.2	4	118	7	16.86	3-24	0
JP O'Neill	22.5	5	72	5	14.40	3-16	0
CW Lucas	28.1	8	99	3	33.00	2-34	0
AR Horgan	21	4	55	3	18.33	2-33	0
MJ Kennedy	17	6	31	2	15.50	2-31	0
FS Thomasson	52	15	157	2	78.50	2-77	0
HP Willmington	28	9	81	2	40.50	2-22	0
HD Weibgen	9	3	21	1	21.00	1-12	0
JW Durkin	7	1	24	1	24.00	1-12	0

## FOURTH GRADE ONE-DAY COMPETITION STATISTICS

Team	Points	NRR
University of Queensland	20	1.731
Western Suburbs	14	0.541
Northern Suburbs	13	0.632
<b>Valley</b>	<b>10</b>	<b>0.209</b>
Wynnum-Manly	9	0.202
Sandgate-Redcliffe	9	-0.444
Gold Coast	8	-0.050
South Brisbane	4	-0.687
Redlands	4	-0.717
Toombul	0	-1.449

Premiership:	4th: Won Semi Final and Grand Final
Matches played:	6: Won 4, Lost 2

### Fourth Grade – One-Day Matches

Player	Matches	Innings	Not Outs	Best Score	100s	50s	Runs	Average
NJ Ryall	6	6	1	109*	1	0	151	30.20
BA Saw	5	5	0	35	0	0	98	19.60
DG Larke	4	4	0	42	0	0	98	24.50
COM Farrell	1	1	0	79	0	1	79	79.00
RJA Donker	6	6	0	25	0	0	73	12.17
MT Stubbings	5	4	2	33*	0	0	67	33.50
TA Collier	3	3	0	52	0	1	61	20.33
KC Brown	5	4	1	24	0	0	39	13.00
JW Durkin	5	5	1	17*	0	0	39	9.75
TS Pappalardo	1	1	1	25*	0	0	25	-
J Brisbane	4	2	1	21*	0	0	21	21.00
CP Mackie	1	1	0	21	0	0	21	21.00
HD Weibgen	3	2	0	13	0	0	19	9.50
L Robinson	3	2	0	12	0	0	14	7.00
LJG McRae	3	2	0	9	0	0	12	6.00
HP Willmington	1	1	1	6*	0	0	6	-
HG Whyte	1	1	0	0	0	0	0	0.00
JP O'Neill	1	1	0	0	0	0	0	0.00
JJ Wallington	5	1	1	0*	0	0	0	-
MJ Kennedy	1	0	0	0	0	0	0	-
T Burvill	1	1	0	0	0	0	0	0.00
PF Cummins	1	0	0	0	0	0	0	-

### Fourth Grade – One-Day Matches

Player	Overs	Maidens	Runs	Wickets	Average	Best	5 Wkts.
MT Stubbings	35	6	129	9	14.33	4-19	0
JJ Wallington	26.3	1	123	9	13.67	3-22	0
DG Larke	27.3	6	108	7	15.43	4-25	0
J Brisbane	31	6	118	6	19.67	2-37	0
KC Brown	21	2	129	4	32.25	3-19	0
LJG McRae	13	0	62	4	15.50	2-10	0
MJ Kennedy	7	1	24	3	8.00	3-24	0
HP Willmington	8	1	27	3	9.00	3-27	0
HG Whyte	7	1	32	2	16.00	2-32	0
JP O'Neill	4.1	1	9	2	4.50	2-9	0
L Robinson	8	0	30	2	15.00	1-8	0
HD Weibgen	12	1	63	1	63.00	1-36	0
JW Durkin	6	0	36	0	-	0-36	0
COM Farrell	0	0	0	0	-	-	0

**FOURTH GRADE ONE DAY FINAL  
VALLEY v NORTHERN SUBURBS  
2 February 2020, Allan Pettigrew Oval, Wavell Heights**

<b>Valley Batting - Innings 1</b>		<b>Runs</b>	<b>Balls</b>	<b>4s</b>	<b>6s</b>
RJA Donker*	c. M Lockhart b. D Roy	11	20	2	0
DG Larke	c. M Lockhart b. M Dowe	2	5	0	0
NJ Ryall	b. C Holmes	14	23	2	0
TA Collier	c. M Witt b. M Wright	52	59	7	0
BA Saw†	b. T Adams	34	55	3	0
JW Durkin	c. D Roy b. T Adams	8	13	1	0
MT					
Stubbings	not out	33	31	4	0
KC Brown	b. M Witt	24	16	5	0
LJG McRae	run out M Lockhart	3	4	0	0
J Brisbane	not out	21	14	3	0
JJ Wallington	dnb				
	extras (b4, lb9, w13, nb0)		26		

8 for 228 (40.0 overs)

FOW

1-5 (DG Larke), 2-30 (RJA Donker), 3-38 (NJ Ryall), 4-116 (BA Saw), 5-132 (TA Collier), 6-138 (JW Durkin), 7-180 (KC Brown), 8-187 (LJG McRae).

<b>Northern Suburbs Bowling</b>	<b>O</b>	<b>M</b>	<b>R</b>	<b>W</b>	<b>wd</b>	<b>nb</b>
D Roy	4	0	18	1	1	0
M Dowe	7	0	60	1	7	0
M Wright	4	0	18	1	1	0
C Holmes	7	1	30	1	1	0
G Kelsall	5	0	22	0	1	0
M Witt	8	0	38	1	1	0
T Adams	5	0	29	2	1	0

<b>Northern Suburbs Batting - Innings 1</b>		<b>Runs</b>	<b>Balls</b>	<b>4s</b>	<b>6s</b>
M Witt	b. LJG McRae	7	10	1	0
C Vellacott	c. JJ Wallington b. J Brisbane	19	11	4	0
J Manly	c. BA Saw b. MT Stubbings	10	38	1	0
M Lockhart	c. NJ Ryall b. MT Stubbings	10	14	2	0
L Marshall	c. BA Saw b. DG Larke	20	23	3	0
M Wright†	c. JW Durkin b. MT Stubbings	13	34	0	0
T Adams	c. JW Durkin b. JJ Wallington	35	45	4	0
C Holmes*	c. DG Larke b. JJ Wallington	50	33	2	5
G Kelsall	c. & b. JJ Wallington	0	1	0	0
M Dowe	c. TA Collier b. DG Larke	16	13	0	1
D Roy	not out	0	0	0	0
	extras (b2, lb5, w11, nb0)		18		

10 for 198 all out (37.0 ov)

FOW

1-24 (C Vellacott), 2-35 (M Witt), 3-47 (M Lockhart), 4-75 (J Manly), 5-75 (L Marshall), 6-98 (M Wright), 7-159 (T Adams), 8-159 (G Kelsall), 9-186 (C Holmes), 10-198 (M Dowe).

<b>Valley Bowling</b>	<b>O</b>	<b>M</b>	<b>R</b>	<b>W</b>	<b>wd</b>	<b>nb</b>
J Brisbane	8	3	28	1	1	0
LJG McRae	5	0	32	1	1	0
MT						
Stubbings	8	0	30	3	4	0
DG Larke	7	1	31	2	0	0
JJ Wallington	6	0	35	3	1	0
KC Brown	3	0	35	0	4	0

\*Captain †Wicket Keeper

<b>Match Result:</b>	Valley won
<b>Toss Won by:</b>	Valley (elected to bat first)
<b>Captains:</b>	BRJA Donker (VDCC) & C Holmes (Norths)
<b>Umpires:</b>	M McLay & G Hogan
<b>Valley Scorer</b>	Neil Stubbings



## FIFTH GRADE – The Roy Tanner Shield

### **Fifth Grade Captain's Report: Cameron Skinner**

The 2019-20 VDCC 5th Grade side won't go down in the annals as yet another premiership side, as 2019-20 simply wasn't our season. So rather than delving into what transpired for the team, I thought this year's report should focus on some of the highlights (and lowlights) of our campaign.

#### **Highs**

Another impressive crop of youngsters emerged. One of the greatest parts of being involved with this cricket club is to see young cricketers put in positions where they can grow and develop their skills on and off the field. This season was no exception. Cooper Mackie, Hugh Weibgen, Nate Harding, Josh Gittins, Patty Cummins, Flynn Thomasson and Nicky Parrot all made their 5th Grade debuts this year, and all played their parts in key wins for the side. Declan Walker and Josh Durkin also continued to grow as cricketers and young men in their second season with us. I'm sure we will see very little of you lads over the next few years, as you continue to push up the grades and develop.

The Scottish Connection. The club was lucky enough to have Lewis Robinson join us from Scotland for the season, and Lewis played with us for all but two games. He was lucky enough to snag a run in 2s and quickly went chasing down Brodie Saw's number of second grade wickets. We were also graced with the athletic prowess of James Girolami, who when he paused from telling the lads how an 18 year old who runs the hundred in over 18 seconds could play holding midfield for the Roar, managed to throw down some handy enough slow stuff and end a couple of blokes careers in the worst way possible.

The skipper won 65% of tosses this year. Hope your enjoying 4th Grade Brodie Saw.

Scoring on the MyCricket App.

#### **Lows**

The Yoku Road bar shutting earlier and earlier each year.

50mm of rain on Friday nights when you have teams on the ropes.

39 degree days when teams have you in the field.

Hugh Weibgen momentarily forgetting his BGS education and squeaking out 'bowler's name' whilst scoring.

Josh Gittins bowling too many wrong-uns.

Seeing blokes get out to James Girolami.

Anthony Horgan not hitting enough stumps. 'nuff said.

On selections, I'd like to thank Matty Walter for doing another brilliant job and dealing with late changes in what was a yet another challenging year finalising teams. Thanks also to Greg Ball for putting up with my continued tardy timing of handing in score sheets and thanks to Brad Murphy for his continued leadership on and off the field throughout the season. The strength this club has built through all grades is a testament to your huge commitment over the past few seasons.

Finally, I'd like to pass my condolences to the Sherman family and the broader VDCC community on the passing of Shermo earlier this year. Peter was a great clubman, and an even better person. Personally, he was a tremendous help to me as captain when I needed it, as well as a driving force in the club we all enjoy today. RIP mate.

See you all in 2020-21.

Cam Skinner



Umpire Ross Howard signalling that the next wicket block had just been tested.

## FIFTH GRADE TWO-DAY PREMIERSHIP STATISTICS

University of Queensland	125.23
Northern Suburbs	105.22
<b>Valley</b>	<b>104.88</b>
Redlands	98.48
Western Suburbs	97.23
Gold Coast	78.49
Toombul	78.08
Wynnum-Manly	66.80
Sandgate-Redcliffe	57.36
South Brisbane	53.38

Premiership:	7th
Matches played:	9: Won on 1st innings 2, Drawn 2, Lost 1st innings 5

### Fifth Grade Batting

Player	Matches	Innings	Not Outs	Best Score	100s	50s	Runs	Average
CM Skinner	7	8	0	108	1	1	249	31.13
PM Horgan	7	7	0	121	1	0	178	25.43
M Rana	8	8	2	69	0	1	128	21.33
HD Weibgen	3	3	1	84	0	1	122	61.00
CP Mackie	5	5	1	32*	0	0	103	25.75
SG Wildermuth	7	8	0	42	0	0	102	12.75
L Robinson	7	6	1	37	0	0	81	16.20
PF Cummins	3	2	0	64	0	1	81	40.50
FL Rees	3	4	1	32	0	0	74	24.67
JW Durkin	1	1	0	60	0	1	60	60.00
JM Girolami	3	4	1	38	0	0	58	19.33
NC Harding	4	4	0	31	0	0	56	14.00
AR Horgan	7	6	1	16	0	0	44	8.80
MG McFadden	1	2	1	24*	0	0	36	36.00
OS Gilchrist	1	1	0	34	0	0	34	34.00
FD White	1	1	0	31	0	0	31	31.00
HB Boyd	1	2	0	29	0	0	30	15.00
JJ Gittins	6	7	3	13	0	0	25	6.25
LJG McRae	1	1	1	25*	0	0	25	-
JP Alexander	8	4	2	17*	0	0	21	10.50
DJ Walker	5	4	1	11	0	0	21	7.00
JL Irwin	3	3	1	16*	0	0	18	9.00
GC Brown	2	1	0	16	0	0	16	16.00
MJ Kennedy	5	4	3	11*	0	0	11	11.00
CB Willis	4	2	0	11	0	0	11	5.50
JP O'Neill	1	1	0	5	0	0	5	5.00
A Balston	1	1	0	2	0	0	2	2.00
NB McPhee	1	1	0	1	0	0	1	1.00
RJ Grace	1	1	0	0	0	0	0	0.00
FS Thomasson	1	0	0	0	0	0	0	-

### Fifth Grade Bowling

Player	Overs	Maidens	Runs	Wickets	Average	Best	5 Wkts.
AR Horgan	98.1	19	275	12	22.92	4-60	0
JJ Gittins	63.3	10	254	10	25.40	5-41	1
DJ Walker	55	16	130	9	14.44	4-33	0
MJ Kennedy	59	17	178	8	22.25	4-25	0
JP Alexander	56	10	216	5	43.20	4-52	0
JL Irwin	30	2	102	5	20.40	3-29	0
HD Weibgen	27	8	66	4	16.50	3-42	0
JM Girolami	19	4	47	3	15.67	2-7	0
L Robinson	29	3	112	3	37.33	1-20	0
PM Horgan	17	0	60	3	20.00	2-37	0
LJG McRae	14	5	63	3	21.00	2-49	0
JP O'Neill	4	0	19	2	9.50	2-19	0
RJ Grace	6	0	39	1	39.00	1-39	0
SG Wildermuth	16	5	45	1	45.00	1-14	0
CB Willis	2	0	13	1	13.00	1-13	0
FD White	7	1	34	0	-	0-34	0
CM Skinner	4	0	27	0	-	0-27	0
FL Rees	9	1	49	0	-	0-49	0
CP Mackie	1	0	3	0	-	0-3	0
NB McPhee	5	1	14	0	-	0-14	0



Norm McMahon Oval resembles a lake mid-October

## FIFTH GRADE ONE-DAY COMPETITION STATISTICS

Team	Points	NRR
South Brisbane	16	0.724
Toombul	15	1.193
University of Queensland (2)	13	0.61
Redlands	12	0.285
University of Queensland (1)	8	0.053
Wynnum-Manly	8	-0.321
Western Suburbs	8	-1.327
<b>Valley</b>	<b>5</b>	<b>-0.013</b>
Sandgate-Redcliffe	4	-0.679
Northern Suburbs	0	-0.668

Premiership:		8th
Matches played:		4: Won 1, Lost 3

### Fifth Grade Batting – One-Day Matches

Player	Matches	Innings	Not Outs	Best Score	100s	50s	Runs	Average
PM Horgan	4	4	0	57	0	2	141	35.25
AR Horgan	4	4	0	73	0	2	135	33.75
CM Skinner	4	4	0	68	0	1	76	19.00
NA Parrott	3	3	0	47	0	0	65	21.67
MH Shahid	1	1	0	41	0	0	41	41.00
PF Cummins	3	3	0	24	0	0	39	13.00
SG Wildermuth	2	2	0	28	0	0	35	17.50
CB Willis	1	1	0	30	0	0	30	30.00
JL Irwin	2	2	0	24	0	0	29	14.50
M Rana	3	3	0	17	0	0	25	8.33
JM Girolami	3	3	1	8*	0	0	24	12.00
LJG McRae	3	3	1	12*	0	0	18	9.00
JP Alexander	1	1	0	17	0	0	17	17.00
DJ Cook	2	2	0	12	0	0	13	6.50
MJ Kennedy	3	3	3	5*	0	0	8	-
FL Rees	1	1	0	6	0	0	6	6.00
CP Mackie	2	2	0	4	0	0	4	2.00
L Robinson	1	1	0	2	0	0	2	2.00
DJ Walker	1	1	0	1	0	0	1	1.00

### Fifth Grade Bowling – One-Day Matches

Player	Overs	Maidens	Runs	Wickets	Average	Best	5 Wkts.
AR Horgan	28	1	136	8	17.00	4-48	0
JM Girolami	19	1	96	7	13.71	3-19	0
MJ Kennedy	23	1	109	7	15.57	3-28	0
LJG McRae	19.1	1	89	3	29.67	3-17	0
NA Parrott	14	3	49	2	24.50	1-3	0
JL Irwin	11	0	76	2	38.00	2-37	0
L Robinson	3	0	19	1	19.00	1-19	0
DJ Walker	5	1	30	1	30.00	1-30	0
SG Wildermuth	7	0	52	1	52.00	1-52	0
MH Shahid	8	0	38	0	-	0-38	0
JP Alexander	8	1	30	0	-	0-30	0
DJ Cook	3	0	34	0	-	0-34	0



## SIXTH GRADE – The WEP Harris Shield

<b>Valley (1)</b>	<b>172.92</b>
South Brisbane	154.73
Northern Suburbs (1)	147.52
Wynnum-Manly	141.38
Redlands (1)	122.85
University of Queensland	117.51
Valley (2)	117.34
Western Suburbs	105.82
Sandgate-Redcliffe	102.09
Northern Suburbs (2)	90.60
Redlands (2)	72.76
Toombul	54.32

### **Sixth Grade (No. 1) Captain's Report: Clinton Kempnich**

I sometimes wonder who reads these reports, especially those who control the game. At least they become part of the club's written history, that archaeologists will dig up in 2000 years and reflect upon.

Having been around for a while and having seen of lot of Brisbane grade cricket (1978 to present), I am worried there is less and less acknowledgement of lower grade cricket. The available space to play is dwindling, and the spaces we play on are often well below par, with some clubs knowingly bending the rules with immunity. When a grade side that mankads opponents wins the spirit of cricket award you need to ask who is looking at this, if anyone. The answer is of course no one.

Foundation clubs playing each other on a ground with knee high grass and a pitch that needed to be covered and uncovered 9 times by team volunteers, so we could play on a strip that resembled a test track for Goodyear off-road tyres gets a bit tiresome. These cricketers pay the same if not more to play the game than others at elite levels, yet many journeyman and talented youth players (the future elite) start here. No sponsored bats, bags, tracksuits, 7 physios, 6 coaches, 5 analysts and a partridge in a pear tree here. My issue is that while no one listens, each year it gets a bit worse. I have been banging on about this for 20 years plus.

Decision makers are the same band of like-minded yes men, who love backslapping each other in their old mate's legends club. A combo of out of touch ex-elite players and career businessmen hell bent on power plays and self-justification that does not end well, just review rugby union in this country if you are unsure where it all leads.

The mooted solution from the powers that be is to just farm lower grade off to some backwater or kill it altogether. Perhaps if we had a voice on grade committees, boards and key informants who actually had a handle on this, then the apex down approach may be more informed.

So with my annual take on lower grade cricket assigned to the shredder I worry about the impact of the COVID-19 crisis will have on cricket at this level. There are others who share my opinion and not only have criticisms but also answers.

Unfortunately we will never be asked or allowed to inform decisions. A lip service player survey or yearly feel good meeting never leads to any changes, but ticks a KPI box. Time will tell and hopefully lower grade cricket is not used as a scapegoat so that the historical gravy train can continue on its gilded tracks. When the number of laptops outnumbers the players in a rep under 19 side, then there might be some questions asked.

Another fun season in 6ths (1), with all players young and old feeling like they are part of a team and not in a selection trial. A band of core players is essential at this level, because their relaxed approach helps any new or youth player feel at home. Messages are conveyed in game sense and skill development.

We lost our home ground of Mitchy and got the privilege to play at 7th Brigade Park. The luxury of a car park, shade structure, toilet and a tap quickly faded as the reality of playing on a truly crap surface with tiny boundaries and horrendous outfielders sunk in. As our home ground is situated 20kms from anybody close by, the covering and uncovering became a nightmare. Toombul also shared most games at this facility and we developed a bizarre bond in helping each other cover grounds. Having played over 450 grade matches I can safely say the last couple of pitches there were the worst I have ever seen or played on. Never in a million years did anyone think we would ever wish to be back at fortress Mitchy, but yep we sure did.

This season saw the return of Stu (Douglas Bader) Rees after a season off for new tin legs. Stu is a calming force, loves the game, trains hard and offers key support to all. His batting is a stable platform which allows the team to establish good scores and he is a Venus Fly Trap in the slips.

We had unknown youngster Cam Willis own this grade with scores of 60, and then 2 tons in a row. Basically, forcing his way into higher teams through a mountain of runs that eventually saw him get a Tavs spot as well. Cam has worked hard at his game and is unflappable at the crease. A classic innings builder, he can adapt to any situation with batting sense well beyond his years. He bowls a useful leggie that I hope is developed as he continues up the grades.

Our premier batter was Jimmy Hicks, who won the average and aggregate awards here. Our side, based around an accurate but pop gun attack and good field placements, always requires a decent total to bowl at. Jimmy was our rock and he generally allowed us to get a very good score. His batting is a pleasure to watch and an inspiration to all, especially other young batters in the team. Jimmy also has an exceptional set of hands and took several game changing catches. Jimmy took a considerable leadership role this season and shows a good cricket brain, worthy of a strategic decision maker spot in any team

Our resident groundsman Kyle Coleman had a stellar season with the ball and got good rewards for accurate spells of bowling. Kyle is a super competitor and his accurate bowling throughout the season saw him be our leading wicket taker. A fantastic team man, always willing to do whatever it takes to get a game of cricket and help his team.

Brendan Badenhorst once again proved to be the caught and bowled king and was part of our bankable bowling unit. Brendan is a valuable member of this team in all skill departments. Always positive in his outlook and a pleasure to skipper. He can bat anywhere in the order and often does, but never grumbles and showed on several occasions what a talented batter he is. A quiet competitor who doesn't say much, but when he does it is always worth listening to.

An old hand but young faced Fergus Rees was back for our Semi, having legally qualified and having a major stint in 5ths. Always a welcome addition to any team with his gritty batting and outstanding fielding. Fergus played a few nice hook shots against the quicks, which is not a shot you see often in lower grades. His batting almost resurrected the fightback for us in this game. A talented bowler who gets very limited opportunities, but that might change soon as I know he loves a trundle.

Back for the later part of the season was the enigmatic Stu Wilkinson. Picked for his expert political satire and knowledge of Keynesian economics, as well as his anti-trickle down stance. In all seriousness Stu is a player that can change a game by himself. A hard hitting batter who is quick in the field and can bowl the best 3.2 overs around, it is hard to not pick him in your team. A proven big moment player who keeps his team in a jovial mood.

A newcomer to the club, Alex Balston found his feet and fitted into this unit well. Alex cemented the opening spot without ever getting the breakthrough score that beckoned. An accomplished bat, he nearly always saw off the new pill and set up the foundation for a solid team score. Alex provided our spin option with very useful left arm ortho, he could tie up an end and take big wickets.

We struggled to find a replacement keeper following Sammy Hicks' retirement and Prickle's migration to the USA. Mark Brown put his hand up and did a commendable job for us. His keeping continued to improve as the season progressed. Mark was a stable part of our top order and always managed to get a good start. Cameo appearances from Nick Bradford, who left a sick bed for a one-dayer to get 50 not out showed what ticker he has. Alas Nick didn't fully recover and played no more games but hopefully he will be back next season as he is a talented bat and keeper.

Nathan Harding also played a few games as keeper and also showed great hands and cricket sense. In the last over of a one-dayer he said he would stand back to me, because he thought the batter would slash and it would go wide, so he would have a better chance to catch it. Two balls later he was spot on. Such reading of the game is a great asset.

Newcomer to the club "Berty" Andrew Bertram was a mainstay of our attack and showed what an asset he could be. Berty will be a better bowler as a result of this season, as he is keen to put in and enjoyed a chat/beverage after every game.

Oli Spence came into side for a few games and found out that lower grade is a different cat to GPS cricket. He was given out stumped even though the bails or stumps had not been Districtsurbed by the keeper. He just pointed to the stumps during all the celebrations and thankfully was eventually given not out. A great fielder and massive talent. We will see more of Oli in seasons to come.

A worthwhile story that underpins the priceless and inherent value that senior club men add to the club and cricket overall, comes from Oli's young brother Alex. On several occasions Oli came from morning GPS games to sub field for us. On one occasion he was at a Southport game and could not make it, so Alex came and fielded instead. A small lad by stature but gigantic in heart, he surprised all by fielding and throwing like a top class player.

Even encouraging our bowlers as well. In a close game which we won, I was told by his dad that Alex said it was the most enjoyable afternoon of cricket he had ever played and that he could not wait to play seniors for VDCC. That's what this about and why we should have people in charge who acknowledge and value this priceless commodity.

The team's performance this season was also due to the selfless contributions of a number of players who often came into the side at short notice.

Chris Fitzgerald (Fitzzy): Made his return to the club after a long lay-off and looked great with the bat and had lost nothing in the fielding department. Alas a serious groin injury that would not repair curtailed what would have been a very successful season for sure. Hope to see Fitzzy again next season, as he perfectly fitted the fun ethos we have.

Matty Gant: Came in late in the season after impressing all with his training ethic and performances in Subbies. Looking forward to seeing Matt have a real go next season.

Liam Cook: The chef's younger brother had only one game but he batted well in an important partnership, took a catch and bowled well, bagging his first premier grade wicket.

Sam Hicks: Made a cameo at late notice when no keepers were anywhere. I'm hoping the 7th Brigade experience did not snuff out any future returns.

Tom McGee: Another player looking to come back to grade cricket after school duties were complete, but injury meant we only had a brief glimpse of him for VDCC. Another great prospect for the club when he returns with his LAO's and fielding/batting skills.

#### **THE SEMI FINAL:**

*"Our finish to the season proper as Minor Premiers (without dropping a game) was no mean feat and was due in large part to George's 24/7 contribution to the team both on and off the field. Off the field, George's contributions ranged from lower grade selections for the Club to coordinating his inhouse groundsmen for our 7<sup>th</sup> Brigade fixtures. On the field, George is still sharp in the ring taking some tremendous snares and as always, was hard to remove with bat in hand featuring in some useful late partnerships. With ball in hand George continued to bowl, as he has in past seasons, accurately and to his field, taking wickets consistently with a grade wicket tally for the Club approaching 900."* (paragraph by Stu (Douglas Bader) Rees).

The semi was played against Wynnum Manly and they were an unknown force, as our game against them at Wynnum during the season was abandoned due to tsunami and a water ski show. We lost the toss on a spongy McMahon oval and they decided to bat. It was a slow day with an 85 metre square boundary and we kept runs to a trickle. We had them 9/130 off 80 overs at the end of day one. A pretty good day and our attack had done what it generally did. In hindsight we allowed some soft runs to be scored late in the day, that in a low scoring affair would come back to haunt us. All bowlers toiled well on a wicket that was very slow. Alex bagged four wickets and Kyle three. Day 2 we picked up the last wicket in the first over and had all day to chase 131 for a win. What I term a yip yip score. You just need a partnership or two and you should get there, but complacency can creep in when chasing a low score.

It was evident from early on that Wynnum had an attack that were quicker than anything else in the comp by a long way. The wicket firmed up and was a good surface, but the extra pace and bounce from the Wynnum bowlers saw us steadily lose wickets and never really look in control.

Interesting that their captain arrived late as he was batting in another game, a sub District semi-final the same day, another new rule apparently.

We were bundled out for 111 by a team that simply wanted it more than us and outplayed us in the field. We were unable to produce a single partnership to steady the ship. A couple of 25 run partnerships looked to get us going, but the hope was short lived. Ganty and I hung in for the last wicket, but Ganty got a good one and we ended up 20 short, bowled out in 46 overs for our lowest score of the entire season.

Anyway, lessons learnt by all and a great experience that will help many players improve their mindset and game awareness.

There was no gnashing of teeth as we were simply not good enough against a quality pace attack.

In an interesting twist of fate, with COVID-19 curtailing all cricket after the semi, we would have won the premiership if we had drawn or won this game. However it was pleasing that Norths ended up eventual winners, beating the one-man South's team.

One game does not make a season and we had a fun bunch of humans who all helped each other on and off the field. Many jokes were shared and no matter how bad your week, it was always a pleasure to share the company of this team.

Clinton Kempnich



Liam Cook being presented with the match ball to celebrate his first Grade wicket

## SIXTH GRADE (No. 1) PREMIERSHIP STATISTICS

Premiership:	Minor Premiers, Lost Semi Final
Matches played:	14: Won 1st innings 11, Tied 1, Drawn 1, Lost 1.

### Sixth Grade (No. 1) Batting

Player	Matches	Innings	Not Outs	Best Score	100s	50s	Runs	Average
JJ Hicks	13	14	1	113	1	4	562	43.23
CB Willis	6	7	1	102*	2	1	324	54.00
A Balston	13	12	0	46	0	0	243	20.25
KJ Coleman	12	11	2	86*	0	1	204	22.67
FL Rees	6	7	0	64	0	1	174	24.86
MD Brown	11	11	1	31	0	0	159	15.90
SA Rees	12	13	3	38	0	0	140	14.00
CE Fitzgerald	3	3	0	64	0	1	129	43.00
B Badenhorst	10	10	0	43	0	0	128	12.80
N Bradford	4	4	2	51*	0	1	69	34.50
ST Wilkinson	8	7	1	24	0	0	66	11.00
MT Gant	4	4	1	32	0	0	35	11.67
CF Kempnich	13	9	5	10*	0	0	33	8.25
AJ Bertram	10	8	4	10	0	0	27	6.75
NA Parrott	1	1	0	27	0	0	27	27.00
ML Shinnick	2	1	0	26	0	0	26	26.00
IC Thompson	1	1	0	25	0	0	25	25.00
JP Alexander	1	1	1	23*	0	0	23	-
BR Micallef	2	3	0	13	0	0	20	6.67
NC Harding	3	3	0	12	0	0	16	5.33
CR Willis	2	2	1	5	0	0	9	9.00
OL Spence	2	2	0	5	0	0	5	2.50
MH Evans	1	1	0	5	0	0	5	5.00
CD Corrigan	1	1	0	3	0	0	3	3.00
TP Andersen	3	3	2	2*	0	0	3	3.00
NC Lloyd	1	1	0	2	0	0	2	2.00
ST Hicks	2	1	0	1	0	0	1	1.00
MG McFadden	1	1	1	1*	0	0	1	-
BA Pendergast	1	1	0	1	0	0	1	1.00
TP Magee	1	0	0	0	0	0	0	-
LT Cook	1	0	0	0	0	0	0	-

### Sixth Grade (No. 1) Bowling

Player	Overs	Maidens	Runs	Wickets	Average	Best	5 Wkts.
KJ Coleman	139.4	51	314	29	10.83	5-44	1
CF Kempnich	130.3	37	283	23	12.30	4-16	0
A Balston	127.4	25	345	22	15.68	4-35	0
B Badenhorst	99	30	215	14	15.36	4-19	0
AJ Bertram	111.5	25	373	12	31.08	4-73	0
CB Willis	27.4	4	93	6	15.50	2-15	0
ST Wilkinson	14.4	3	62	5	12.40	3-26	0
JJ Hicks	38	4	146	5	29.20	3-32	0
TP Andersen	27	3	82	3	27.33	2-21	0
MT Gant	12	1	32	3	10.67	2-8	0
IC Thompson	17.3	3	32	3	10.67	3-32	0
TP Magee	8	0	22	1	22.00	1-22	0
NA Parrott	9	3	30	1	30.00	1-30	0
JP Alexander	8	0	25	1	25.00	1-25	0
LT Cook	6	0	15	1	15.00	1-15	0
FL Rees	9	2	40	0	-	0-15	0

## SIXTH GRADE (No. 2)

Valley (1)	172.92
South Brisbane	154.73
Northern Suburbs (1)	147.52
Wynnum-Manly	141.38
Redlands (1)	122.85
University of Queensland	117.51
<b>Valley (2)</b>	<b>117.34</b>
Western Suburbs	105.82
Sandgate-Redcliffe	102.09
Northern Suburbs (2)	90.60
Redlands (2)	72.76
Toombul	54.32

### **Sixth Grade (No. 2) Captain's Report: Tom Gibson**

Young talent mixed with seasoned experience – that was 6(2) 2019/2020 season!

We started with 5 straight weeks at 7<sup>th</sup> Brigade Park. Round 1 was a clutch win over Redlands led by two of the squids, Darcy Lewis with the ball and Riley Grace with bat and ball. In round 2 we put it all on the line for an attempted outright win from behind, only to end up losing outright. This round saw the emergence of Ethan Du Payne, scoring 63 with seven 4s and three 6s.

Round 3 saw James Girolami begin to stamp his authority on 6s, with the ball not the bat, contrary to what was promised, picking up 3/30. Tavs opening bat, Connor Nowlan, began to display his potential in this round, with a solid 30 despite copping a fair barrage from the Wests bowlers, setting us up for our second victory.

In round 4, Fraser White joined our team from Rob Bailey's side and with his raw pace took 5 wickets to close out Uni's innings. Connor opened our innings again strongly with 63, before we witnessed an impressive innings from U15 Ethan Du Payne, scoring his maiden grade hundred, guiding our side home to our third win of the year.

Round 5 = Derby time. George's side batted well to put on 339, including a good hundred from Cam Willis, which included an uncountable number of glides behind point. A captain's error here in bringing on Dan Cook too late, for him to pick up 5/28 and mop up the innings. In reply, Ethan Du Payne top scored yet again with 52 off 86, supported by Dan Cook and Declan Walker. However this wasn't enough, being bowled out for 113, handing 6(1) the victory. George was hungry for more points, given the commanding first innings lead his side had, and therefore sent us back in. This led to a 107-run stand from Dan Cook and Connor Nowlan, scoring 61 and 52 respectively to ensure there was no chance of us being outrighted, finishing the match 2/149.

In round 6 we narrowly avoided an outright defeat late on day 2, with sub fielder Matt Riall and sub-fielder and tactical supporter Josh Neill helping us out with a mad 2 over fielding scramble at 5:40pm. Jim Johnston got amongst the runs this game with a 42, 37 to Sam Wildermuth and 28 to young Tom Hoffman in the first dig. 31 to Nowlan, 28 to Dan Cook and 27 to Lanning in the second dig.

The long drive to Redlands was made incredibly tough in round 7 with a crushing defeat. Our youngest side for the season with only 3 of us over the age of 18, we were set 234 for victory. Unfortunately, this proved to be a mountain too high to climb, bowled out for 155, with Jim Johnston scoring 45 and Hoffy 35.

The last day's cricket before Easter we took on PK's Norths side at home in a one-dayer. Declan Walker and Mick Cook both picked up 4 wicket hauls to restrict Norths to 9/179. Jim Johnston was once again amongst the runs with 46, another one in the 30s for Nowlan and 35 for Riley Grace, which set us up to take victory in the 38<sup>th</sup> over.

Post-Christmas saw the return fixture, travelling to Norths to play PK's side yet again. This game saw the appearance of Ben Lanigan and Will Jackson, two talented cricketers who had just finished school and were keen to get on the park. Ben bowled very well with 1/15 off 6. Dan Cook was the master yet again with 3/15, and we managed to have Norths all out for 174. Once again, Du Payne top scored with a strong 43, in what would be his last game for our side before school cricket. Dan Cook and Hoffy scored 29s and Andrew Lanning a composed 27 to guide us to another victory.

In Hoffy's final game before he returned to school cricket, he managed a quality 74 against Souths, before the rest of us were undone by Harry McCoun who took 4/11 and saw us crumble in a heap for 125. In reply we bowled Souths out for 263 with wickets to Gibson (4), Grace (3), M Cook (2) and Walker (1). We thought we had fallen into a hole in the first dig, but second innings we were bowled out for 62 with McCoun taking 7/18 and bundling us out of the match. This round was a disappointing end to the 6s season for Nowlan, Grace, Hoffman and Barwell, who all returned to school cricket for the rest of the season.

Round 11 and we were back to our winning ways, comprehensively defeating Toombul on day 1 and setting up for an outright victory on day 2. However the rain during the week ruined that plan. Ben Lanigan and Mick Cook shone for us early on day 1, Ben bowling 12 overs 4/5 and Mick 6.2 overs 2/5. In the chase, it was the Dan Cook show, scoring 106\* ably supported by Andrew Lanning to finish day 1 and ultimately the game, none down for 161 in reply.

In our final Saturday round for the season we took on Redlands at home. Batting first, super sub Liam Petersen made an effortless 62 before being run out off the bowler's hand. LP was supported by Lanigan, who impressed with the bat this time round scoring 50. In response, the Valley boys put up a great effort in the field, including a deep midwicket, mid-air hanger from Will Jackson, which changed the momentum of the game. Giro picked up 5 for the match, his second 5 wicket haul for our side. With yet another win going into the final round, the 6(2) boys were up.

The final round saw us travel to Norths for a Sunday game on Ian Healy Oval. Considering the conditions, our lads bowled well to restrict Norths to 186. Congratulations must go to LP and Jim Johnston for combining to remove Jimmy Maher, a feat they will not forget any time soon.

In reply, we gave it a really good crack, with two Ashgrove lads in Ben Lanigan and Darcy Lewis combining for an 80 run stand to give us a good chance of victory, from a position that wasn't looking good. Darcy ended with 70 and Lanigan 27, but unfortunately those runs were not quite enough to get us over the line and into the finals. We decided to have another bowl at them to see what we could get out of our last afternoon together for the season. Late in the day I turned to opening bat Nowlan and wicket keeper Johnston for inspiration. This paid off in spades, with Nowlan returning figures off 3/2 off 6 and Johnston 2/4 off 5.

This season we saw some impressive cricket and the emergence of an abundance of young talent. There were some incredible performances from Ethan Du Payne, Connor Nowlan, Tom Hoffman, Riley Grace and Darcy Lewis, as well as promising starts in grade cricket for Dan Matheson, Harry Carroll, Dan Skoien, Griff Adams and Jaxon Barwell. It's been a pleasure to captain all of you as you step into Grade Cricket. I hope it is a long and successful journey and I hope to see you at the club next year, pushing for selection in higher grades.

Congratulations to Jim Johnston for picking up the most dismissals across the competition with 30; Mick Cook for most wickets and best bowling average in our side (28 @ 14); Ethan Du Payne for best batting average (285 @ 35.63); and Connor Nowlan for aggregate runs at 339. A great mix of youth and experience here, showing the true strengths of our side.

And now to some thank-you's.

To Shrek and Donkey – Mick Cook and Jim Johnston – thanks for all your support and assistance this year. We gave it a good crack and had heaps of fun doing it. I'm pleased that you came to the club this year Jim and it's a pleasure to have Mick back after 17 years away. Thanks also to Andrew Lanning for being Mr Dependable, year-in, year-out.

To Benny, Jack Hallion and Will Jackson, thanks for bringing your energy and excitement to 6(2) for the back half of the season, providing us with some great entertainment, enjoyment and skill.

When we talk about those three attributes, it would be remiss of me not to mention James Girolami. Thank you for entering into this season with joy and passion at your home away from home. You brought so much to this side and there will always be a spot whenever you return (I know you will one day!).

To LP for filling in for a few weeks at the back end of the season, your ability and knowledge is a cut above in 6s and your assistance is appreciated, as always.

To Drinno and Spudley for always providing quality training sessions for all players and challenging everyone to play their best.

To Ollie, Wazza and Joe Clarke from the QC grounds team for their weekly efforts in preparing all 3 wickets at the club.

To Walts, Skins, Macca, George and Rob for assistance in selections, making sure we got a team on the park every week in tough circumstances, thanks so much. How good is Subbies and Grade cricket aligning for once!

Thanks to Patty, Mitch and the rest of the club administration, your tireless efforts to ensure this club runs smoothly is forever appreciated. Without you guys, we wouldn't be the greatest club going around.

Whilst this season ended rather abruptly and strangely, hopefully the tough situation the world finds itself in passes in time for cricket season, so the Valley boys can go around once again.

See you all next season.

Gibbo



Congratulations to Tom Gibson for being named Queensland Cricket Brisbane North Region volunteer of the Month for November.

## SIXTH GRADE (No. 2) PREMIERSHIP STATISTICS

Premiership:	7th
Matches Played:	13: Won 1st innings 7, Lost 1st innings 4, Lost outright 2.

### Sixth Grade (No. 2) Batting

Player	Matches	Innings	Not Outs	Best Score	100s	50s	Runs	Average
CJ Nowlan	11	14	0	63	0	3	339	24.21
DJ Cook	10	13	2	106*	1	1	323	29.36
EG Du Payne	8	10	2	101	1	2	285	35.63
J Johnston	13	14	0	46	0	0	222	15.86
TJ Hoffman	6	8	0	74	0	1	191	23.88
AG Lanning	10	12	3	41*	0	0	184	20.44
RJ Grace	8	9	1	50	0	1	131	16.38
BT Lanigan	5	5	1	50	0	1	100	25.00
HF Carroll	9	9	1	27	0	0	94	11.75
LG Petersen	3	2	0	62	0	1	72	36.00
DW Lewis	2	2	1	70	0	1	70	70.00
DJ Walker	7	8	3	12*	0	0	61	12.20
JM Girolami	7	9	1	28	0	0	59	7.38
SG Wildermuth	1	2	0	37	0	0	55	27.50
MD Cook	13	11	3	15*	0	0	44	5.50
DM Matheson	7	7	1	18	0	0	41	6.83
TB Gibson	12	10	5	7*	0	0	26	5.20
RZ Wenzel	2	1	0	19	0	0	19	19.00
MPM Riall	1	2	0	10	0	0	11	5.50
WC Jackson	5	4	0	3	0	0	9	2.25
GT Adams	1	1	0	5	0	0	5	5.00
PF Cummins	1	1	0	2	0	0	2	2.00
M Rana	2	1	0	2	0	0	2	2.00
JJ Gittins	3	1	0	1	0	0	1	1.00
JB Barwell	1	2	0	0	0	0	0	0.00
JR Hallion	4	2	0	0	0	0	0	0.00
DAG Skoien	2	1	0	0	0	0	0	0.00
FD White	1	0	0	0	0	0	0	-

### Sixth Grade (No. 2) Bowling

Player	Overs	Maidens	Runs	Wickets	Average	Best	5 Wkts.
MD Cook	108.3	14	415	28	14.82	5-57	1
TB Gibson	123.5	22	429	18	23.83	4-72	0
JM Girolami	80	13	290	18	16.11	5-26	2
DJ Cook	41.4	4	185	13	14.23	5-28	1
RJ Grace	46	4	216	9	24.00	4-33	0
BT Lanigan	56	15	145	7	20.71	4-5	0
DJ Walker	60	14	160	7	22.86	4-31	0
FD White	24	6	92	6	15.33	5-63	1
LG Petersen	33	6	91	5	18.20	2-42	0
CJ Nowlan	11	3	25	4	6.25	3-2	0
JR Hallion	15	0	53	4	13.25	2-23	0
DW Lewis	21.3	4	67	3	22.33	2-22	0
DAG Skoien	18	0	90	2	45.00	1-36	0
EG Du Payne	13.2	4	62	2	31.00	1-8	0
J Johnston	5	2	4	2	2.00	2-4	0
HF Carroll	6	0	22	2	11.00	1-10	0
GT Adams	6	0	37	1	37.00	1-37	0
TJ Hoffman	29	2	153	1	153.00	1-15	0
WC Jackson	5	0	41	1	41.00	1-26	0
DM Matheson	16	3	71	1	71.00	1-19	0
SG Wildermuth	2	1	11	0	-	0-11	0
AG Lanning	6	0	32	0	-	0-12	0
JJ Gittins	15	3	67	0	-	0-7	0

## **B3 SUB DISTRICTS COMPETITION**

Brookfield United	85.46
Redland Sharks	81.58
Bracken Ridge	72.00
Springwood Suns	67.57
Napoleons	66.64
Indooroopilly Districts	66.10
<b>Valley</b>	<b>63.64</b>
Stafford District	48.05

### **B3 Sub Districts Report: Robert Bailey**

A turbulent conclusion to the 2018-19 season saw B3 start the year with a new Captain and a lot of fresh faces. In fact just 2 players remained from the side that lost in the semi final against Ashgrove at Gibson Park 1 the previous season.

As fate would have it, a fresh-faced Valley side returned to the same ground to take on Stafford City in the first of four 35 over matches to start the season. After solid bowling effort, Stafford City were dismissed for 141 in an innings characterised by Stafford's captain stopping the game for 20 minutes to argue about the helmet rule and Sam Malone bagging 5/34 along with 3 catches. Accurate bowling by Stafford ensured it would be a tight chase, but the Valley boys dug in, anticipating that batting would get easier later in the day. Youngster John Joyce (42\*) and an inspired Sam Malone (53) got the side to the brink of victory, before Fraser White came out with 2 overs remaining to settle the score with back to back boundaries.

Round 2 was a win over eventual Premiers Brookfield at Windsor Park, set up by great spells from Fraser White (3/20) and Finlay Ross (3/20) restricting the visitors to 95. We eventually stumbled to victory thanks to Chris Fitzgerald (32) and an unbeaten 22\* by club legend Adrian Coolwell.

Back at Windsor Park for Round 3 to take on Napoleons. Despite losing the toss we contained the opposition, with Sam Malone the destroyer (4/42), until a big hitting tail ender hit a quick fire 41 at the death. The chase started badly when the skipper strangled one down the leg side, only to see the keeper take an absolute 'specky'. A series of small partnerships saw us finish with 123.

In Round 4 we travelled to play the gentlemen from Bracken Ridge and experience their unique interpretation of the 'Spirit of Cricket'. Winning the toss Bracken Ridge batted first and did well to post 101 on possibly the best batting deck in the Association. Frustrated by their poor showing with the bat, Bracken Ridge attempted to have play called off due to some intermittent rain, but the umpire was having none of it. After losing early wickets, club legend David Khan (27) teamed up with Jared D'Roza (40) to show that while the years might have robbed him of some speed, they had not diminished his skill, taking the side to 69 at the half way mark. Bracken Ridge then showed their true character, breaking this partnership by dismissing DK with a 'Mankad'. Fraser White (8) and Jared steadied the ship to win the game and a moral victory in the 20th over.

We hosted Springwood Suns at Indooroopilly High for the first of the 2-day fixtures. A good pitch saw us bat first with little hesitation. Tom Hoffman (66) feasted on a buffet of long hops and wide deliveries at one end, while Robert Bailey (8) was bemused to receive nothing but tight corridor bowling at the other end as they built an opening stand of 61. Scores from Jack Irwin (59) and David Khan (80) allowed us declare at 7 for 283 and still leave enough time for newcomer Lucas Eaglestone to take 2/22 before the end of the day's play.

Rain threatened to stop play at the start of day 2, forcing the skipper to use spinners for the first 2 sessions. Nonetheless, tight bowling from Steve Gode (3/25) and Jack Irwin (4/65) saw us in the box seat at tea, with Springwood 7/130. After tea though the pitch flattened out and the bowlers struggled with the older ball. With the assistance of some dropped catches, Springwood's lower order put together a partnership of 155 to steal the game.

Returning to Windsor Park for Round 6 against Indooroopilly, we declared at 9/192 thanks to Campbell Corrigan (75) and an evergreen David Khan (55). Indooroopilly struggled from the outset, losing early wickets on day 1 and then having to deal with a returning Lucas Eaglestone bowling rockets (3/38) on day 2, with safe as houses Griffith Adams supporting with 2/22. The game turned sour late as Indooroopilly refuted a series of LBW decisions, but they fell just short of claiming the points with 172.

Backing up for Round 7 at Windsor Park, we hosted Redland Sharks and their born again 2nd Grade express fast bowler, who 'skittled' the top order before finishing with 6/38. Despite him bowling throughout the innings, a solid team effort posted a defendable 201. Disciplined batting forced our bowlers to bowl to them and they ground us down throughout the day to finish with 4/252 and as deserved winners.

The final 2 day game of 2019 saw Napoleons return to Windsor Park. They posted 6/245 thanks to a solid 145 run partnership for the 2nd wicket. After batting well into day 2, Napoleons left us with the task of batting out approximately 60 overs to graft out a draw. Unfortunately this was beyond our young batting line up on the day and we were bowled out despite determined efforts from the skipper, Tom Andersen, Matt McFadden and a fighting 55 from Mitch Labrom.

For the final round before Christmas we returned to Bracken Ridge for a 35 over game and a warning to our young side of the Bracken boys' passion for the 'Mankad'. A poor bowling effort saw them post 218. The Bracken boys made early inroads to us 5/28, which encouraged them to get very 'chirpy', crossing the line on several occasions. You really do have to question the character of a middle aged man who chooses to spend his Saturday afternoons verbally abusing 16 year olds.

Jared D'Roza (32) and Robert Bailey (51\*) steadied the ship with a 52 run stand, before D'Roza's dismissal ended hope of victory. On a very positive note though, this gave Saxon Jeh the chance to make his Senior debut, scoring 14 before being put on the BBQ in the last over of the day. Conclusion of the traditional series of 35 over games after Christmas, saw us lose a tight game against Springwood on a count back due to bad light.

The return of 2 day fixtures was interrupted by rain and the switch to a 35 over game saw Lucas Eaglestone (6/14) destroy Stafford for 54 at Windsor Park to secure an easy win.



Round 12 at Brookfield and we caught a wet track. The shining light from our batting collapse was Rebecca Kuiters score of 16 on debut, in a determined effort to hold down an end with Tom Andersen (35) for a crucial 44 run stand that allowed us to give our bowlers something to bowl at. With 102 on the board, Brookfield reached 7/73 at the close of play, but the loss of crucial top order wickets and the availability of our regular bowlers in week 2 gave us cause for optimism. Unfortunately, rain intervened on day 2 and the pitch was unplayable.

Back at Redlands for the final round and needing a first innings win to secure a spot in the finals. since 5th's and 6(2)'s had missed out on finals cricket, this would allow us to recall some players and be a real force in the big dance. Batting first we were 'skittled' for 55 with a typically 'racey' 19 from Bruce Crawford the only score worth mentioning. Entering the field, our fired up our young chargers were determined to give it a good crack and succeeded in having Redlands 5/28 at drinks and everything to play for. Unfortunately, a couple of dropped catches proved costly, as their lower order chanced their arm. We ultimately bowled them out for 81 and our season had come to an end.

I'm immensely proud of the spirit with which we played throughout the season. We set the standard for others throughout QSDCA, determined that you could play hard cricket while being good natured and treating the opposition and umpires with courtesy and respect. Early in the season we regularly obtained 10/10 for 'Spirit of Cricket' and had several opposition captains and teams comment on how refreshing they found our approach.

After Christmas our reputation meant that Umpires were sent to potentially more troublesome fixtures, trusting us to have positive games without supervision.

We handed 11 players their first Senior cap this season and have seen the rise of some outstanding young talents this year. Harry Carroll, Nicky Parrott, Matt Gant, Finlay Ross, Campbell Corrigan, Griffith Adams and Jared D'Roza are destined to play 5th and 6th Grade next year. Lucas Eaglestone has worked hard on his radar and will no doubt be given his chance up the grades, while Jakub Bennett's raw talent can only improve with coaching. There is something special about young John Joyce and Saxon Jeh will succeed when his strength catches up with his ability.

I'm also proud to have selected Rebecca Kuiters in a Senior Valley team (possibly the first female) and look forward to her career development. Tom Andersen only needs to master the psychology of bowling to his strengths and he will also move further up the grades.

Finally, a thank you to the veterans who contributed so richly to the season. Steve Gode, David Khan, Jon Stoddart, Adrian Coolwell, Allan Meincke and Bruce Crawford were invaluable in bringing a precious new generation of 'Diehards' through their first senior season.

Robert Bailey



Rob Bailey proudly displays his VDCC-branded personalised plates.

### B3 SUB DISTRICTS PREMIERSHIP STATISTICS

Premiership:	7th
Matches played:	14: Won 1st innings 6, Drawn 1, Lost 1st innings 6, Lost Outright 1

#### B3 Sub Districts Batting

Player	Matches	Innings	Not Outs	Best Score	100s	50s	Runs	Average
JC D'Roza	10	10	2	84*	0	1	215	26.88
DM Khan	6	6	1	70*	0	2	177	35.40
JJ Bennett	7	8	1	52	0	1	100	14.29
TP Andersen	8	7	3	35	0	0	99	24.75
RJ Bailey	11	10	1	51*	0	1	99	11.00
HF Carroll	7	7	0	35	0	0	92	13.14
SG Malone	2	2	0	53	0	1	70	35.00
JL Irwin	3	4	0	39	0	0	67	16.75
MH Labrom	2	2	0	55	0	1	61	30.50
FJ King	3	3	1	28*	0	0	57	28.50
JK Joyce	3	3	1	42*	0	0	47	23.50
MT Gant	8	5	0	26	0	0	38	7.60
FA Ross	6	4	1	28	0	0	36	12.00
MG Horswill	2	2	0	28	0	0	35	17.50
CE Fitzgerald	1	1	0	32	0	0	32	32.00
CD Corrigan	2	1	0	31	0	0	31	31.00
TJ Hoffman	2	2	0	15	0	0	27	13.50
AA Meincke	8	7	0	11	0	0	25	3.57
GC Brown	1	1	1	24*	0	0	24	-
S Jeh	6	5	0	14	0	0	23	4.60
AA Coolwell	1	1	1	22*	0	0	22	-
MG McFadden	5	4	1	19	0	0	21	7.00
BL Crawford	4	3	0	19	0	0	19	6.33
RD Kuiters	1	1	0	16	0	0	16	16.00
SJ Gode	9	5	1	7*	0	0	14	3.50
GT Adams	6	1	1	13*	0	0	13	-
FD White	4	1	1	10*	0	0	10	-
MPW Jeh	1	1	0	5	0	0	5	5.00
EJ Lehmann	4	2	0	2	0	0	3	1.50
JM King	1	1	0	2	0	0	2	2.00
LD Eaglestone	8	4	2	1*	0	0	2	1.00
WR Hamburger	2	2	0	1	0	0	2	1.00
NA Parrott	1	1	0	1	0	0	1	1.00
FT Roantree	1	2	0	0	0	0	0	0.00
L Robinson	1	1	0	0	0	0	0	0.00
J Malone	1	0	0	0	0	0	0	-
JM Girolami	1	1	0	0	0	0	0	0.00
JJ Gittins	1	0	0	0	0	0	0	-
FM Steane-Bear	1	1	0	0	0	0	0	0.00

### B3 Sub Districts Bowling

Player	Overs	Maidens	Runs	Wickets	Average	Best	5 Wkts.
LD Eaglestone	51	7	203	15	13.53	6-14	1
MT Gant	44	3	157	9	17.44	3-20	0
SG Malone	13	0	81	9	9.00	5-39	1
FD White	27	0	69	8	8.63	3-20	0
SJ Gode	43	7	117	8	14.63	3-24	0
TP Andersen	46	2	208	7	29.71	2-16	0
JL Irwin	26	4	67	7	9.57	3-13	0
GT Adams	33	1	123	5	24.60	2-22	0
FA Ross	60	12	172	5	34.40	3-20	0
HF Carroll	32	1	169	5	33.80	2-28	0
EJ Lehmann	16	4	62	4	15.50	2-11	0
S Jeh	13	0	69	3	23.00	3-8	0
JM Girolami	7	0	32	3	10.67	3-32	0
TJ Hoffman	6	2	7	1	7.00	1-7	0
J Malone	4	0	13	1	13.00	1-13	0
MG McFadden	14	1	91	1	91.00	1-59	0
AA Meincke	27	1	118	1	118.00	1-23	0
NA Parrott	5	0	25	1	25.00	1-25	0
FT Roantree	1	0	10	1	10.00	1-10	0
L Robinson	4	0	34	0	-	0-34	0
FM Steane-Bear	5	1	21	0	-	0-21	0
MPW Jeh	7	0	29	0	-	0-29	0
CD Corrigan	6	2	14	0	-	0-14	0
BL Crawford	2	0	11	0	-	0-11	0
JC D'Roza	5	0	39	0	-	0-12	0



First Grade Manager Jim Shinnick training his new apprentice.

## C3 SUB DISTRICTS COMPETITION

Kenmore	83.41
<b>Valley</b>	<b>79.69</b>
Moggill	76.60
Everton Districts	74.39
Taringa Rovers	74.01
Ashgrove	55.01
Wolston Park-Centenary	52.98
West Brisbane	48.35

### **C3 Sub Districts Captain's Report: McCauley Hughes**

C3 looked the goods this year with a core group of players starting to look like a real, developing team. I'm continuously impressed by the effort everyone put in throughout the year and the drive to improve and win games only got stronger as we went. I'd like to thank Matt Walter once again for the huge amount he had to deal with this year and the effort he puts into selections isn't something a lot of people understand.

#### **R1 Valleys def Wests**

##### **MoM: Dillon Robinson**

We started our season at Windsor with a far more balanced side than usual for Subbies in September, and I began my 10 game streak of losing the toss and still doing exactly what we wanted. Max Evans got a start with 34, but not much else to speak of for runs as we finish with 125. In an unbelievable start to what would become a theme for the season, Dillon Robinson took our first hat-trick and finished with 4/21 off 7 to secure us the victory.

#### **R2 Ashgrove def Valleys**

##### **MoM: Hayden Boyd**

Our second game saw us with an injury depleted bowling attack, with Connor bowling a sharp spell for no luck. Hayden Boyd gave us a taste of what he's capable of with the bat, notching up 49, selflessly putting the pedal down to get some end of innings runs for the team rather than look for personal milestones.

#### **R3 Valley def Taringa**

##### **MoM: Michael "Prickle" Shinnick**

I don't think Taringa fully comprehended what was going to happen when Prickle made himself available for C3 to help us out when short a player. When someone batting as far out of their crease as possible hits you for 6 back over your head in the first over, you know you're in for a bad day. With 12 4s and 3 6s, Prickle steamed to 72 before Justin King (42) and Danny Malone (46) picked off their severely defeated bowlers. With 5/239 on the board off 35 overs, we bowled them out for 140.

#### **R4 Valley drew Kenmore (Rain)**

#### **R5 Valley def by Everton**

##### **MoM: Daniel Skoien**

This was a breakout round for Dan with his legspin. He really showed his potential to be a class spinner for the club if he chooses to play up the grades. He took 11 wickets for the match, with 9 of them unassisted (bowled, lbw, c&b). We let ourselves down with our batting and just didn't have enough to defend unfortunately.

#### **R6 WPCC def by Valley**

##### **MoM: Matt Riall**

For some reason WPCC chose to bowl first on an absolute road, choking on bushfire smoke and in 40 degree heat. Maybe their skip saw something we didn't, but we ended up putting on 257 in the 58 overs they got through slowly. Riall took it to them at the top, hitting 57 and having a 71 run opening stand with Max Evans. Week two was an absolute grind and a great lesson for the young guys on just how mentally draining a long day of cricket can be.

75.1 overs only went for 197 runs. Harry Edwards finally got the last wicket, caught at slip off the 2nd last over of the day, with their number 4 making 47 off 164. He spent most of the time helping the boys with the worst chat I've seen on a cricket field in years and counting his own dot balls out loud. Very satisfying win. Props to Connor Bauman for turning up after being hit by a car in an early morning Valley jaunt and still opening the bowling.

#### **R7 Moggill def by Valley**

##### **MoM: Danny Malone**

Another seriously interesting decision from the Moggill skipper, bowling first on a highway at Bellbowrie and allowing us to put on 7/300d off 58 overs. Danny Malone (71) whacked them all over the park, with Dan Matheson (50), Max Evans (40), Harry Edwards (38) and Justin King (33) all making good contributions with the bat. Wickets were shared around as we bowled out Moggill for 190. We enforced the follow on, but only took 3 wickets in the last 20 overs of the day. At least we had a crack at the outright.

#### **R8 Taringa def Valley**

##### **MoM: Connor Bauman**

When Connor is on he's really on. Taking the 3rd best figures in Valleys QSDCA history with 8/34 off 14, Connor absolutely terrified the Taringa batsman with his pace. Unfortunately not a lot of runs on the board in our reply. Second innings super-sub Brendon Boyd picked up 4/15 off 9 in a typical display of outstanding swing bowling, but we didn't have enough time at the end of the day to chase the runs.

#### **R10 Everton TIED Valley**

##### **MoM: Tom Magee**

The first tie I've ever been a part of in my cricketing career, with Tom Magee (3/25 and 37) contributing with bat and ball to help us nearly get over the line. A hard fought game all round with neither team looking better than the other.

#### **R11 Wests def by Valley**

##### **MoM: Liam Cook**

The absolute nightmare continues for Wests as Liam Cook helps himself to the second hat-trick of the season, both against Wests. We bowled them out for 48 in an absolute bowling clinic from Brendon Boyd (2/8), Liam Cook (4/12) and Marcus Zipf (3/15) doing serious damage. Our bats chased it down easily in 12 overs with the winning runs coming from young Riley Harland in his senior cricket debut.

#### **R12 Valley def Ashgrove**

##### **MoM: Brendon Boyd**

This was a Windsor Park bloodbath for batsman, with a cumulative score of under 100 runs and carnage on a bowler's paradise. Valleys were skittled for 50 off 30 overs, with Brendon Boyd (17\*) the lone survivor. After a colourful speech from drill sergeant Matt Riall we got stuck in, and bowled Ashgrove out for 45 in 18 overs, with 10 unassisted wickets.

Brendon Boyd was unbelievable (6/10 off 9.1) and I managed to pick up my own hat-trick (Macca 4/19 off 8) to take home. Really proud of the guys for not giving up after a shocking innings and really putting the screws on in the field, taking every opportunity to save precious runs.

### **R13 Valleys def by WPCC**

**MoM: Craig Willis (42 + 1/32) + Matt Riall (40 and 1/32)**

A really tough character building game for us, with Connor rolling his ankle (very Glenn McGrath 2005 Ashes) before the game began in the warmup, and myself blowing a knee in the field. With two bowlers off the field the boys did admirably, Matt Riall and Justin showing us their seamers and Danny taking over the captaincy remarkably well. Not much we could do here, but the team stuck it out and I was proud of this one.

### **R14 Valleys def Moggill**

**MoM: Callum Atchison**

Last game of the regular season was a belter, with club legends Jamie Alexander (4/34) and Anthony Horgan (42) coming down the grades to help out a short side and offer up some inspiring advice to the next generation of bowlers. A great way to end the regular season and head into the semis as well, with young Callum taking his first wicket of the season and hopefully one of many more!

### **SEMI FINAL Valley (91, 146) def by Moggill (183, 5/55)**

**MoM: Liam Cook (6 wickets for the match)**

After a bit of politics we managed to secure Ashgrove 3 as the venue for our Semi Final, and I would like to thank everyone behind the scenes who made that happen. I really cannot understate how important I believe it is for young players to play games at home, and it's not something we get to do very often. It was a great experience despite the loss.

We batted first on a slightly wet deck and tried to set the tone, but some good bowling saw us out for 91 in the first innings.

Moggill replied with 183, after we missed an opportunity to have their number 11 out for a duck and the total score under 100. He went on to make 58 and take their score to 183. Wickets shared between Liam Cook (3/29), Brendon Boyd (2/18), Jamie Alexander (2/42) and Hughes (2/37), with Hayden Boyd taking some great catches behind the stumps.

We went out second innings with intent to score quickly and get a lead, knowing we had the firepower to trouble them. Danny Malone (40) led the charge and we had a small lead of 55. We got remarkably close, having them 5/55 at the close of play and Liam Cook (3/3 off 5 with 3 maidens) looked terrifying at the end. I believe if we had another half an hour and another 50 runs we'd have got there. Either way, we'd have had a cancelled final with lockdown kicking in to keep everyone safe, so finishing 2nd would not have been good enough to take the quarantine flag.

As always, I couldn't be more proud of the standard we set this year and thank everyone who worked to get players on the field.

I have a special mention for Callum Atchison. His infectious and genuine love of the game was apparent at every moment this season, and I am so happy he was able to pick up his first senior wicket, improving out of sight from the start of the season. It's almost cool at the moment to pretend we don't like cricket, but playing a season with Callum made me (and I hope others in our team) remember why we play. Congratulations again mate.

Thanks again for another huge season. Hope to see everyone go around again!

Macca



McCauley Hughes (left) presents the match ball to Callum Atchison (right).

### C3 SUB DISTRICTS PREMIERSHIP STATISTICS

Premiership:	2nd. Lost in Semi Final
Matches played:	15: Won 1st innings 8, Tied 1, Drwn 1, Lost 1st innings 5

#### C3 Sub Districts Batting

Player	Matches	Innings	Not Outs	Best Score	100s	50s	Runs	Average
DJ Malone	14	18	2	71	0	1	332	20.75
MPM Riall	7	9	0	57	0	1	224	24.89
HB Boyd	11	12	1	49	0	0	189	17.18
JM King	11	13	1	42	0	0	180	15.00
MH Evans	8	9	0	40	0	0	147	16.33
MM Hughes	14	13	1	28	0	0	118	9.83
HC Edwards	3	3	0	43	0	0	96	32.00
CC Bauman	11	8	2	34	0	0	92	15.33
CR Willis	5	6	0	42	0	0	87	14.50
DM Khan	1	1	0	80	0	1	80	80.00
NK Mukherjee	3	4	1	32	0	0	73	24.33
ML Shinnick	1	1	0	72	0	1	72	72.00
TJ Hoffman	1	1	0	66	0	1	66	66.00
BJ Boyd	5	4	3	19*	0	0	63	63.00
DM Matheson	3	2	0	50	0	1	60	30.00
JL Irwin	1	1	0	59	0	1	59	59.00
AR Horgan	2	2	0	42	0	0	54	27.00
MG Zipf	8	6	2	15*	0	0	50	12.50
JP Alexander	4	3	0	16	0	0	46	15.33
RZ Wenzel	2	3	0	23	0	0	40	13.33
TP Magee	1	1	0	37	0	0	37	37.00
AA Meincke	6	6	0	21	0	0	33	5.50
CIF Rees	1	1	1	22*	0	0	22	-
TO Siddle	4	4	2	13	0	0	22	11.00
CD Atchison	10	9	3	7	0	0	17	2.83
JE Boyd	1	1	0	17	0	0	17	17.00
RJ Harland	4	4	1	12	0	0	16	5.33
DAG Skoien	8	4	1	13*	0	0	16	5.33
CB Willis	1	1	0	14	0	0	14	14.00
HFU Bidgood	4	2	0	7	0	0	11	5.50
SJ Gode	1	1	1	10*	0	0	10	-
SG Malone	1	1	0	10	0	0	10	10.00
LT Cook	5	4	3	5	0	0	9	9.00
RJ Bailey	1	1	0	8	0	0	8	8.00
JJ Bennett	1	1	0	4	0	0	4	4.00
FA Ross	1	1	1	4*	0	0	4	-
DJ Robinson	1	1	0	2	0	0	2	2.00
OL Spence	1	1	0	2	0	0	2	2.00
SW Hetzel	1	1	0	2	0	0	2	2.00
SR Niven	1	1	0	2	0	0	2	2.00
JM Moloney	1	1	0	1	0	0	1	1.00
GT Adams	2	1	0	1	0	0	1	1.00
EW Cowley	1	1	1	1*	0	0	1	-
RM Schulze	1	1	0	1	0	0	1	1.00
CG Zipf	1	1	0	0	0	0	0	0.00
LD Eaglestone	1	0	0	0	0	0	0	-
JR Hallion	1	0	0	0	0	0	0	-
MG McFadden	1	0	0	0	0	0	0	-
J Malone	1	0	0	0	0	0	0	-
MG Horswill	1	1	1	0*	0	0	0	-

### C3 Sub Districts Bowling

Player	Overs	Maidens	Runs	Wickets	Average	Best	5 Wkts.
DAG Skoien	85.4	13	243	27	9.00	6-34	2
MM Hughes	101.2	11	410	26	15.77	4-19	0
BJ Boyd	40.5	14	73	16	4.56	6-10	1
CC Bauman	82	20	244	13	18.77	8-34	1
JP Alexander	36.4	7	125	11	11.36	4-34	0
LT Cook	31	9	84	11	7.64	4-12	0
HFU Bidgood	52	10	156	6	26.00	2-24	0
HC Edwards	30.1	9	82	5	16.40	3-25	0
TO Siddle	56	17	154	5	30.80	1-20	0
MG Zipf	21	1	103	5	20.60	3-15	0
DJ Robinson	7	2	21	4	5.25	4-21	0
JL Irwin	24	3	65	4	16.25	4-65	0
TP Magee	5	0	25	3	8.33	3-25	0
DJ Malone	17	2	85	3	28.33	1-4	0
GT Adams	17	0	61	3	20.33	3-20	0
SJ Gode	10	0	25	3	8.33	3-25	0
JR Hallion	7	0	31	2	15.50	2-31	0
LD Eaglestone	5	0	22	2	11.00	2-22	0
AR Horgan	10	0	34	2	17.00	2-18	0
JM King	4	0	13	2	6.50	2-13	0
DM Matheson	15	2	56	2	28.00	1-18	0
RM Schulze	3	0	14	2	7.00	2-14	0
CR Willis	16	1	71	2	35.50	1-22	0
MG McFadden	9	0	29	1	29.00	1-29	0
MPM Riall	5	0	32	1	32.00	1-32	0
MH Evans	8	0	69	1	69.00	1-30	0
JE Boyd	4	0	32	1	32.00	1-32	0
CD Atchison	5.4	0	40	1	40.00	1-13	0
EW Cowley	4	0	33	0	-	0-33	0
SW Hetzel	1	0	6	0	-	0-6	0
TJ Hoffman	8	2	24	0	-	0-24	0
SG Malone	4	0	23	0	-	0-23	0
AA Meincke	6	0	42	0	-	0-20	0
CG Zipf	7	4	4	0	-	0-4	0
FA Ross	6	2	29	0	-	0-29	0



Dillon Robinson after taking 4/21 including a hat trick against West Brisbane



Connor Bauman after taking 8/34 against Taringa Rovers

## SUB-DISTRICTS - 50 OVER COMPETITION (Mel Lowings Cup)

Team	Points	NRR
Wolston Park Centenary	34	1.985
Bracken Ridge Lions	29	-0.107
<b>Valley</b>	<b>26</b>	<b>1.287</b>
Queensland Railway Institute	25	0.251
Wills XI	23	0.290
Bracken Ridge Galahs	22	-0.297
Mansfield Lions	21	0.225
Rochedale South	15	-1.743
Napoleons	11	-0.996
West End Wanderers	11	-1.193

### Mel Lowings Cup Report: Rob Bailey

This season the club fielded a side in QSDCA's inaugural 50 over competition, the Mel Lowings Cup. This competition offers a tremendous opportunity to play more short format cricket. Moreover, it was hoped that a positive outcome in this competition would lead to the club entering teams in the QSDCA T20 Competition. As a result, management adopted a squad-based strategy in order to build strong player stocks for future seasons.

As the only Premier Club in the Competition, the Valley boys were always going to be something of a bench mark for the community clubs that comprised the rest of the competition. The first fixture was against WILLS XI on a wet track at Gibson Park. After some early confusion about the venue, Valleys found themselves batting in less than favourable conditions. The top order struggled with the 'juiced up' deck and a swinging 2 piece ball, a stark contrast to the highways and 4 piece ball found in Premier Cricket. The side lurched to 6/22, with the only resistance coming from Josh Durkin (65) and Robert Bailey (12) who dug in to produce a 64 run stand for the last wicket, to finish with a defensible total of 141. Early inroads combined with what looked like a very suspect WILLS XI lower order meant that we were always in the hunt. In the end though, 141 was not enough and we did well to drag it out until the 38th over.

In the next fixture, a strengthened side played Queensland Rail Institute (QRI) on the Gibson Motorway, in game that must have made some of the bowlers question their very existence. Winning the toss, QRI's top order took a liking to what was a somewhat gentle medium pace Valley's attack. Their heavily tattooed opening batter, was also so heavily muscled that he appeared to be having an allergic reaction to oxygen, blasted our attack to all parts. With the score on 231, his departure for 138 from just 70 balls exposed a much less formidable lower order. We managed to apply the brakes and they finished with 324 on the board.

A tremendous chase followed, with Nicky Pepper playing a tremendous 82 at the top of the order, supported by an unusually aggressive Byron Gale 39 (29) posting 71 for the 1st wicket. The middle order all got starts, with Jared D'Roza 37, Kyle Coleman 28, James Girolami 4, Lewis Robinson 21 and Josh Durkin again the stand out with 72. A signature of Josh's knock was the QRI captain being forced to revert to the u18's playbook, setting a 'backstop' to try to stem the flow of runs from his ramp shot! Sphincters started tightening amidst a flurry of late wickets. The 6th wicket fell with 29 runs still required from 9 overs, but Matt Riall (14\*) and Krishna Nair (8\*) held firm to get the side over the line for a memorable victory.

Next came a trip to play the gentleman from Bracken Ridge at their home ground of McPherson Park. In a typically colourful affair, the Bracken boys posted 229 from their 50 overs, with Anthony Horgan the pick of our bowlers with 2/31. Losing Byron Gale (3) and Josh Durkin (2) left us with some work to do, but a typically

resolute Nicky Pepper (70) and Jared D'Roza (57) built the innings to give us a chance before handing over to the middle order with the score at 4/146. Middle order wickets fell steadily with Anthony Horgan (27) and Kyle Horgan (19) providing strong resistance. Allan Meincke and Josh Gittins came together with the score at 9/207. Still needing 22 runs with overs running out, the pair bravely set about getting the runs. They got to within 3 runs of victory before Big Al (5) was adjudged LBW, leaving Josh Gittins stranded on 12 not out.

Rain meant that November and early December were uneventful, with Round 4 and 6 rained out. However, some new blood was given a chance against West End, with new players to the club Harry Carroll and Nicky Parrott joining the side. Nicky Parrott (20) opened the batting before Harry Carroll (56) built the spine of the innings, as the team posted 192. Nicky Parrott destroyed West End's top order with 4/6 off just 5 overs. Special mention goes to Lewis Robinson with 3/22 off 7 over and Josh Gittins who bowled with great guile to produce figures of 3/28 off 6. West End all out 106.

At this stage of the competition WPC Stoneville were the team to beat. Rumours of them fielding former Sri Lankan Test and ODI players were rife. After making short work of Napoleons at Gibson Park, our first look at the WPC Stoneville side at Ashgrove #3 was in early January. We won the toss and batted, posting 6/224. Captain for the day Harry Carroll scored 80 from 88 balls, supported by contributions from Byron Gale 23 (43), Josh Durkin 36 (29) and Joey Pratt 39 (40). Making early inroads, the Stoneville side looked to be struggling until former First Class Cricketer Damindu Kularathne came to the crease and set about getting things moving. An adjustment to the field suggested by old head Robert Bailey to take advantage of the 2 day rules, conceding singles to Kularathne while we dotted up the other batter. This forced him to hit out and after his eventual departure they capitulated for 161 in the 36th over.

Round 9 we travelled to McPherson Park to play Bracken Ridge Lions, which is actually a team from the now folded Bald Hills Lions. In a good spirited game the Valley boys set 5/279, thanks to a stand out 100 (126) from Byron Gale, before bowling them out for 95 to seal victory and with the final round rained out, a place in the finals.

The Semi-Final was a rematch with Bracken Ridge Lions on a rain affected Sunday. Bracken Ridge arrive early and when removing the covers managed to dump the water onto the block, which cast the game into doubt. Fortunately common sense prevailed. Valley won the toss and captain Cameron Skinner had little hesitation, inviting Bracken Ridge to test the conditions. Bracken Ridge's innings never really gathered momentum and they struggled to 9/149 off 43 overs, S.Undries the top scorer with 43!



Cameron Skinner (44) and Byron Gale (43) posted 77 for the opening wicket, before an inexperienced middle order struggled to get the side to 6/136, an increasingly nervous tail end looking on. Fortunately Anthony Horgan (12\*) arrived at the crease to settle Lewis Robinson (6\*). These two guided the side to within reach of the total, before putting an exclamation mark on the win by finishing it with a maximum to put the side into the big dance.

The day of the Final arrived and after a small delay waiting for everyone to arrive, skipper Cameron Skinner won the toss and decided to bat. Unfortunately, in the excitement our first 3 wickets departed without troubling the scorers and the side lurch to 4/20 in the 16th over.

Byron Gale (31) top scored. He batted through the innings, building small partnerships with Pat Horgan (16), Anthony Horgan (21) and Jared D'Roza (20) before the later put him on the BBQ and he was run out. The tail didn't wag and the side entered the field defending 120 runs on a heavy outfield, with a pitch that would offer plenty of assistance to the bowlers.

Unfortunately, WPC Stoneville are no 'mugs' and a disciplined batting performance saw them build partnerships of 43 for the first wicket and 102 for the second, which effectively kept Valley from breaking into the game. Congratulations must go to WPC Stoneville as they were the most consistent side throughout the summer and handed a young 'Die Hards' side a cricketing lesson on the day.

Despite the disappointment of not getting the chocolates, the Mel Lowings Cup was a huge success for the club, as it unearthed some great young talent that will likely serve the club for many seasons to come. I look forward to the club strengthening its support of the QSDCA Sunday 50 over and T20 competitions in season 2020-21, with some familiar faces and some exciting new talent!

Rob Bailey

**VALLEY DISTRICT CRICKET CLUB**  
Est. 1897

**CAPTAINS CALL**  
**MEL LOWINGS CUP FINAL**

**keith dudgeon**  
CRICKET SPECIALIST

**VERSUS WPC STONEVILLE**  
**GIBSON PARK 1 - MARCH 1 2020**

.....

<b>1. C. SKINNER (C)</b>	
<b>2. B. GALE</b>	
<b>3. P. HORGAN (VC)</b>	
<b>4. J. DURKIN</b>	
<b>5. N. PARROTT</b>	
<b>6. J. D'ROZA</b>	<b>RESERVES</b>
<b>7. L. ROBINSON</b>	<b>J. GIROLAMI</b>
<b>8. A. HORGAN</b>	<b>M. RIALI</b>
<b>9. J. GITTINS</b>	<b>H. CARROLL</b>
<b>10. K. COLEMAN</b>	<b>R. BAILEY</b>
<b>11. L. EAGLESTONE</b>	<b>M. KENNEDY</b>

## SUB-DISTRICTS - 50 OVER COMPETITION STATISTICS (Mel Lowings Cup)

Championship:	3rd. Won Semi Final. Lost Grand-Final
Matches played:	12: Won 6, Lost 3, Drawn 3

### Mel Lowings Cup Batting

Player	Matches	Innings	Not Outs	Best Score	100s	50s	Runs	Average
BE Gale	8	8	0	100	1	0	269	33.63
JW Durkin	9	8	2	72	0	2	209	34.83
HF Carroll	6	6	2	80*	0	2	192	48.00
NA Pepper	2	2	0	82	0	2	152	76.00
JC D'Roza	5	5	0	57	0	1	143	28.60
L Robinson	10	9	2	39*	0	0	116	16.57
CM Skinner	5	4	0	44	0	0	106	26.50
NA Parrott	5	4	1	41*	0	0	81	27.00
PM Horgan	4	4	0	27	0	0	74	18.50
MPM Riall	7	7	2	31	0	0	61	12.20
KJ Coleman	4	4	1	28	0	0	54	18.00
AR Horgan	3	3	2	21	0	0	50	50.00
JM Girolami	8	5	0	19	0	0	46	9.20
JJ Pratt	1	1	0	38	0	0	38	38.00
JJ Gittins	5	4	3	12*	0	0	20	20.00
KM Nair	2	2	1	8*	0	0	14	14.00
RJ Bailey	4	1	0	12	0	0	12	12.00
AA Meincke	1	1	0	5	0	0	5	5.00
DJ Cook	1	1	0	3	0	0	3	3.00
MT Gant	5	1	0	2	0	0	2	2.00
KS Crighton	2	1	0	1	0	0	1	1.00
JJ Bennett	1	0	0	0	0	0	0	-
AJ Bertram	1	0	0	0	0	0	0	-
GT Adams	2	0	0	0	0	0	0	-
LD Eaglestone	6	2	0	0	0	0	0	0.00
MJ Kennedy	2	0	0	0	0	0	0	-
DM Matheson	1	1	0	0	0	0	0	0.00
RM Schulze	1	1	0	0	0	0	0	0.00

### Mel Lowings Cup Bowling

Player	Overs	Maidens	Runs	Wickets	Average	Best	5 Wkts.
L Robinson	50	7	191	11	17.36	4-29	0
JJ Gittins	40	5	165	9	18.33	4-23	0
JW Durkin	43.5	2	252	8	31.50	2-42	0
MT Gant	28	4	74	8	9.25	4-24	0
NA Parrott	20	2	91	7	13.00	4-6	0
JM Girolami	49	2	169	6	28.17	2-2	0
LD Eaglestone	26	0	120	4	30.00	2-26	0
AR Horgan	25	5	46	4	11.50	3-12	0
MJ Kennedy	17	2	50	4	12.50	3-31	0
KJ Coleman	16	2	77	3	25.67	2-20	0
NA Pepper	7	0	37	3	12.33	3-37	0
KM Nair	19	0	96	2	48.00	1-38	0
PM Horgan	11	2	30	2	15.00	2-21	0
DM Matheson	6	0	28	1	28.00	1-28	0
AA Meincke	6	2	24	1	24.00	1-24	0
GT Adams	9	1	46	1	46.00	1-28	0
AJ Bertram	4	0	30	1	30.00	1-30	0
KS Crighton	2	0	38	0	-	0-38	0
JC D'Roza	2	0	16	0	-	0-16	0
BE Gale	1	0	3	0	-	0-3	0
JJ Pratt	6	1	13	0	-	0-13	0

## UNDER 16 LORD'S TAVERNERS GRADE

<b>North Zone</b>	
Wynnum-Manly	34
<b>Valley</b>	<b>28</b>
Northern Suburbs	26
Toombul	20
Sunshine Coast	18
Sandgate-Redcliffe	14
Wide Bay Cricket	0

<b>South Zone</b>	
Redlands	40
Gold Coast	30
Ipswich-Logan	28
Western Suburbs	27
South Brisbane	25
Darling Downs SWQ	23
University of Queensland	12

### **Under 16 Lord's Taverners Captain's Report: Cooper Mackie**

This season was full of enjoyment, memories and most importantly good cricket. The thought of making finals seemed far-fetched at the commencement of the season, but making the Semi-Final was testament to the whole playing squad's character. We had a young squad who all fought hard for their spots.

We started in terrific fashion, knocking over Norths at home. We defended 218, which was built on a special 72 by Angus Tolhurst. The match ending with Norths needing 3 off the final ball to win. And with a comfortable win the week after against eventual champions Wynnum/Manly, we had our chests out. However a resilient Souths defeated us by 53 runs to halt our winning streak.

Round 4 was against top of the table Sunny Coast and we were eager to bounce back after 2 weeks off. I finally won the toss and we posted 8/208 thanks to helpful contributions from openers Connor Nowlan and Tommy Hoffman and a well-timed innings from Hugh Weibgen. Feeling confident we put together an excellent bowling performance, but still needed 3 wickets for 6 runs to secure double bonus points. In the 33rd over, Hugh Weibgen got a wicket off a hack to cow and we saw an opening. A brilliant run out by Cam Willis the very next ball and we could sense this massive win coming. Two dots followed, then the ball crashed into their number 10's huge front pad. We had played our best cricket and were ecstatic with the crushing double-bonus point win. It was one of the best feelings I've had in the game. Another win the following week against Wide Bay saw us sitting at the top of the table.

One of my highlights of the season was staying the night in Toowoomba as a team, getting dinner and having a good laugh. And to cap it all off, a tight win versus Darling Downs SWQ, bowling them out for 143 and chasing it down in the 45th over.

However, we didn't play our best cricket over the next few games, losing to Sandgate, Ipswich and University. A finals spot was still possible, but we needed to beat Toombul and for Norths to lose to Darling Downs for us to be in the Semi. Coming off 3 losses we were hungry for a win and a place in finals. I finally won another toss and we were batting. Our top 5 set the platform and we reached 8/214, a total we felt confident defending. Great bowling performances, led by Ryan Harten and Darcy Lewis (3 wickets each) and excellent economy from Hugh Weibgen (1/25 from his 10), helped us restrict Toombul to 9/191.

With the win in Round 10 and the result between North's and Darling Downs going in our favour, we finished 2nd on the ladder and advanced into a Semi-Final at Redlands.

We were all raring to play for a chance at the title. Batting first we got what we wanted, another good start from Connor Nowlan. His 32 off 50 sparked the innings, but a couple of quick wickets brought Angus Tolhurst and I to the crease. We formed a good partnership before I fell for 22, but this didn't stop Angus and he went on to make a brilliant 63 off 85 under pressure. The final stages of our batting innings were highlighted by some late hitting by Ethan Du Payne and Charlie Thomas, which brought our total to 9/199 after 50.

Morale was high during the innings break, the team having full confidence we could bowl this experienced Redlands team out. Their openers started well and took 67 runs before our young leggie Charlie Sims took the first wicket. With spirits high we were on a team hat-trick after two run outs in two balls. Our courage and determination to win had brought us back into the game. Another runout in the 27th over gave us the belief we could still win, even after their flying start. However our hopes dwindled as their captain and No. 6. formed an unbreakable partnership that took them past our total in the 45th over. A disappointing end to a wonderful season.

The privilege of playing on First Grade grounds was one that we all cherished. The support we received at home from past, current and future Tav's players as well as many Senior Men and Women players was awesome and helped us get over the line in some tight games. We'd like to thank them and the great parent group, for helping with scoring, photos, covers, etc and creating a wholesome, positive environment surrounding the group, allowing us to play our best cricket as a team.

A great deal of thanks must go to our coaches, Nick Thomas & Mark Weibgen and to our manager Dave Walker for their incredible knowledge of the game and all the work they put in so the season runs smoothly and successfully. Another huge thanks to our club coaches and officials, including Spud, Kaz Willis, Pat Culpan, Peter Sherman and Brett Neill (plus many, many others).

Finally, thanks to the entire Taverners squad for a great season. The effort put in by every single player was fantastic and contributed to our success. There were no egos or self-centred players and everyone put the team first. The camaraderie was one of the best I've ever experienced: it didn't matter if you were thirteen or sixteen, everyone fitted in. Every single player added to the spirit and culture of the group. I hope this can be replicated in years to come and that the boys go one step further next year!

Cooper Mackie

## UNDER 16 LORD'S TAVERNERS STATISTICS

Premiership:	2nd in North Zone. Lost Semi Final
Matches Played:	11: Won 6, Lost 5.

### Under 16 Lord's Taverners Grade Batting

Player	Matches	Innings	Not Outs	Best Score	100s	50s	Runs	Average
AS Tolhurst	9	8	1	75	0	4	330	47.14
HD Weibgen	9	9	1	55	0	3	298	37.25
CP Mackie	10	10	1	78*	0	1	272	30.22
CJ Nowlan	10	10	0	46	0	0	192	19.20
TJ Hoffman	9	9	0	41	0	0	188	20.89
CB Willis	7	7	3	44*	0	0	115	28.75
CW Thomas	8	5	2	28*	0	0	72	24.00
LEH Mackay	6	5	2	51*	0	1	66	22.00
EG Du Payne	3	3	0	29	0	0	52	17.33
JR O'Neill	8	4	1	34	0	0	42	14.00
JK Joyce	8	6	2	18*	0	0	34	8.50
CT Sims	8	6	3	12*	0	0	18	6.00
HJ Forster	3	3	0	9	0	0	10	3.33
AW Basson	3	3	0	4	0	0	9	3.00
DW Lewis	9	3	0	4	0	0	7	2.33
JB Barwell	2	2	1	4	0	0	5	5.00
RJ Harten	8	1	1	0*	0	0	0	-

### Under 16 Lord's Taverners Grade Bowling

Player	Overs	Maidens	Runs	Wickets	Average	Best	5 Wkts.
RJ Harten	69	3	269	16	16.81	4-24	0
DW Lewis	58.5	4	323	16	20.19	3-32	0
HD Weibgen	98.5	13	293	12	24.42	3-24	0
CW Thomas	73.3	10	253	10	25.30	5-22	1
JR O'Neill	61	7	236	9	26.22	2-12	0
CT Sims	65.2	3	257	9	28.56	2-8	0
CJ Nowlan	27.2	2	126	3	42.00	3-28	0
AS Tolhurst	9	0	51	2	25.50	1-4	0
EG Du Payne	10	0	48	2	24.00	1-19	0
HJ Forster	12	1	37	1	37.00	1-29	0
LEH Mackay	9	0	50	1	50.00	1-14	0
TJ Hoffman	6	0	26	0	-	0-10	0



Taverners prepare to take on University at Peter Easton Oval in Round Nine.

## OVER 40's GRADE ONE-DAY COMPETITION

TEAM	POINTS	NRR
<b>Pool A</b>		
Ipswich-Logan	21	4.632
Sandgate-Redcliffe (Gold)	16	0.095
University of Queensland	12	0.052
South Brisbane	6	-1.256
Western Suburbs	4	-1.571

<b>Pool B</b>		
Redlands	18	1.158
Toombul	17	0.529
Sandgate-Redcliffe (Blue)	8	-0.368
Wynnum-Manly	4	-1.531
<b>Valley</b>	<b>4</b>	<b>-1.641</b>

### Over 40's Report: Mark Horswill

It is with a heavy heart that I am writing these match reports for our O40's team this season, as this would usually be done by our great mate Sherms.

This season was never going to be one of much joy, due to our illustrious leader Sherms falling ill and not being able to take the reins as usual. Stoddy & I were given responsibility of continuing the famed culture he instilled in all to have played alongside or under his captaincy in Over 40's, Grade, Sub Districts and QLD Veterans. It was not about winning with Sherms, but enjoying the game with your mates, giving everyone a bat & bowl where possible and having many laughs. Most of all it was about playing in the right spirit, having a beer after the game and enjoying a chat about cricket or anything else that brought light and hope to others.

Whether it was getting him down to a game, out to lunch with the boys or riding shotgun on the golf buggy, the Valley brotherhood included Sherms as often as possible, trying to maintain some normality in his life. As the weeks passed, Sherms unfortunately found it harder to get out, but we sent him messages of support and encouragement, which he appreciated. On Monday, March 23 our great mate Peter Daniel Sherman was taken to a better place. He will be rallying the troops for a game of cricket up there too, because that is what he loves. Sherms, you will always be remembered as an all-round great guy and a true gentleman, loved by all that crossed your path. RIP great man.

### Round 1

#### Valley 9-167 (35 overs) v

#### Sandgate Redcliffe Gold 7-169 (30 overs)

With current captain Shermo out, DK was entrusted with the captaincy. Not a great start by losing the toss and Valley was asked to have a bat. DK & Horse opened and got us off to a steady start, with DK cover driving a few to the boundary before being out for 17, 1-28. Burgs helped us put on another 10 before Horse was out for 8, 2-38. Stoddy strode to the crease and with Burgs put on 30 before Stoddy was stumped for 8. Plank didn't trouble the scorers, out first ball 4-69. Out comes Whytey and he does not hold back, smashing balls all over the place for a well-deserved 49, 5-148. Smithy smashed a few for 18 then out, Burgs next out for a well compiled 38, Godes 1 and Rock a duck, 9-167 from our 35 overs.

Whytey & Smithy opened the bowling. With a quick wicket to Smithy things were looking good, until their ring-in, looking a bit too good for O40's, knocked up a 50 from 50 balls. Sandgate lost wickets steadily throughout their innings but chased us down in 30 overs. Whytey 2-32, Smithy 1-26, Warner 1-17 and Godes with his mystery balls 3-38.

### Round 2

#### Valley 5-99 (27 overs) v Redlands 6-138 (25 overs) (D/L)

We had two debutants this game, Brendan Boyd and Robert Bailey, with Rob playing his first ever game on Peter Easton. Rain during the week meant we weren't sure there would be any play, but we were able to get a start. DK lost the toss (now 0 from 2) and we were asked to bat. DK & Rob opened, with Rob looking like he was playing for a draw from the first ball before falling for 4. DK made 19, Burgs held the innings together for 29\* while King Kyle made a quick fire 18, Boydy a solid 14 from 14, Stoddy 1 and Plank 3\* before the rain came. As the O40's competition was playing for points and a grand final this season, Redlands wanted to wait it out. We ended 5/99 off 27 with plenty of hitting to come, but the umpires closed our innings and Redlands would be chasing 136 from 27 overs after Duckworth Lewis. We took wickets, but in light rain they chased their target, reaching 6-138 off 25. King Kyle 3-15, Willow 1-16, Molly 1-24, Godes 1-29.

### Round 3 Valley v Wynnum - Washed Out

### Round 4 Valley v Sandgate Redcliffe Blue - Washed Out

### Round 5

#### Valley 10-63 (22 overs) v Toombul 9-156 (35 overs)

At home and against a very competitive Toombul. With DK away, I had captaincy duties. On a stinking hot day I lost the toss and was asked to field (no surprises). Welcomed G Brown to O40's, in preparation for his upcoming World Cup trip to South Africa and Al Meincke, a new recruit. Toombul lost their opener in the third over but steadied and looked like getting a respectable score. It wasn't getting any cooler and with drinks every 12 overs we used 8 bowlers. Al Meincke took career best figures of 2/0 and was on a hat trick. Godes took 4/28 with his mystery balls, Molly 2/30, Whytey 1/12. Toombul reached 9-156. Brownny and Burgs opened our innings, but Burgs was back in the pavilion for a duck, quickly followed by Brownny, also for 0 and copping a spray from the bowler, 2-0. Big Al strode to the crease and didn't trouble the scorers either, out for a golden duck, now 3-0. Stoddy was looking pretty solid until he copped a bouncer to the head. Our boys erupted, very unimpressed. Helmets are compulsory now and it seems the gentleman's agreement with respect to short pitched bowling is over. We were all out 63 from 22 overs. Special mention to Molly 13\*, Willow 11 & Whytey 12.

Thanks to everyone that played this very short season. There were some highs and some lows, but we all enjoyed each others company, had many laughs and most importantly, great mateship and camaraderie. Looking forward to next year and to keeping Shermo's legacy alive.

### Horse

## OVER 40's GRADE ONE DAY COMPETITION STATISTICS

Matches Played:	5: Drawn 2, Lost 3
-----------------	--------------------

### Over 40's Grade Batting

Player	Matches	Innings	Not Outs	Best Score	100s	50s	Runs	Average
WR Hamburger	3	3	1	38	0	0	67	33.50
JR Whyte	2	2	0	49	0	0	61	30.50
DM Khan	2	2	0	19	0	0	36	18.00
CJ Smith	3	2	0	18	0	0	18	9.00
KJ Coleman	1	1	0	18	0	0	18	18.00
JM Stoddart	3	3	0	8	0	0	16	5.33
BJ Boyd	1	1	0	14	0	0	14	14.00
J Malone	3	1	1	13*	0	0	13	-
BT Wilson	3	2	1	11	0	0	11	11.00
SJ Gode	3	2	0	8	0	0	9	4.50
MG Horswill	3	1	0	8	0	0	8	8.00
MA Gulliver	1	1	0	6	0	0	6	6.00
RJ Bailey	1	1	0	4	0	0	4	4.00
MJ Ryan	2	2	1	3*	0	0	3	3.00
MD Banvill	1	1	0	2	0	0	2	2.00
GC Brown	1	1	0	0	0	0	0	0.00
AA Meincke	1	1	0	0	0	0	0	0.00
LR Warner	1	1	0	0	0	0	0	0.00

### Over 40's Grade Bowling

Player	Overs	Maidens	Runs	Wickets	Average	Best
SJ Gode	18	0	95	8	11.88	4-28
J Malone	15	1	82	3	27.33	2-30
KJ Coleman	3	0	15	3	5.00	3-15
JR Whyte	10	1	44	3	14.67	2-32
AA Meincke	1	1	0	2	0.00	2-0
CJ Smith	15	2	54	1	54.00	1-26
BT Wilson	10	0	63	1	63.00	1-16
LR Warner	4	0	17	1	17.00	1-17
MJ Ryan	3	0	31	0	-	0-31
MA Gulliver	6	0	33	0	-	0-33
MD Banvill	5	0	13	0	-	0-13



Peter Daniel Sherman – 1965 to 2020.

## SUNDAY LEGENDS GRADE T20 COMPETITION

Team	Points	NRR
Sandgate-Redcliffe	7.000	1.764
<b>Valley</b>	<b>6.000</b>	<b>-0.125</b>
South Brisbane	5.000	-1.157
Ipswich-Logan	0.000	0.000

### Sunday Legends T20 Captain's Report: Chris Lanagan

The Legends season of 2019/20 began with a 4-team competition and a full draw. Alas this was not to be and after "Round 1" we were again left with a 3-team comp. That said, there was still ample time for us to work on our playing and sledging skills, the latter those most on display throughout the season.

Once again, we started with a comprehensive loss to Sandgate at Sandgate, which is something we have become somewhat accustomed to over the years (I'm not just talking about the Legends years either). When December and game 2 finally came around, we were able to hit our straps against Souths and this had us heading into the break in second place.

The start of 2020 was much better and we took revenge on Sandgate for our first-round defeat, but on net run rate we still sat second on the very congested ladder. With that number 1 spot up for grabs, we hosted Souths in the final round. Victory would give us the right to host the final against The Gators. After having Souths 6 for 15 off 8 overs, the skipper made the very sporting decision to give most players a bowl and Souths ended their 20 overs with a very gettable total of 79. Well it was very gettable on paper, but as the saying goes we are playing on grass. We fell 10 runs short in our chase and were left in second place. This meant having to travel to Sandgate for the Final, in search of our third straight T20 Legends title.

### The Final.....

I could very easily write a very long winded and entertaining story here about the final, but I won't. In short, we lost...Sandgate pumped us again, way too good on the day and we finished the season as first losers.

### Season awards/highlights:

- **Most Wickets – Chris Lanagan**...well I am the skipper and did bowl the most overs!!
- **Best Bowling figures – Tony "Bantam" Brown**...normal service resumed in 2019/20 yet again
- **Most Runs – Owen Gilchrist**...setting the standard yet again with the bat but **Grant Mitchell** very unlucky to miss out on this award
- **Kit Kat Batting Strike rate – Johnny Dellit**...SR of 333.33 and only faced 3 balls
- **Bowling Average – Ross Shaw**...magnificent cameo and taking over this award from the unlucky **Grant Mitchell**
- **Most Improved T20 Player – Grant Mitchell**...for beating his total aggregate runs for the previous 5 seasons...
- **Best performance of the final – Darin Turner**...for not only playing, but also bowling with a double hernia, plus the Roger Harpers went ok
- **Grant Mitchell Batting Award – Matthew DuPayne**...for his 3 runs at an average of 0.33

- **Most Catches – Adam "Krausey" Lockhart-Krause**...but he stupidly played a 2nd Grade game, so was unavailable for the final where he would've been fielding at deep mid-on...and we all know what happened there don't we **Kaidyn Brown**
- **Jack Gibson Award – Kaidyn Brown**...played strong and done good
- **Grace Kelly Award – Jason "Jarv" Maddox**...so graceful and elegant every time he bats
- **The Getaway Award – David Cottee**...missing most games due to a never-ending holiday
- **Custard Arm Carseldine Award – Kiel Harvey**...and you've seen the size of his arms
- **Mt Everest Award – Adrian "Spade" Coolwell**...for his bowling economy reaching some very lofty heights
- **Fred Astaire Award – Richard Anderson**...those new shoes were still as shiny at the end of the year as they were at the start
- **White Ant Award – Trent "Gump" Scott**...he tried to get the captaincy again after only playing one game
- **Substitute Award – Kane Kersnovske**...very handy fill in but touch unlucky with bat and ball
- **Representative Player of the Year – Gavin Brown**...well to be fair he was our ONLY rep player so he had to get this, but he continues to be an enigma in Legends and struggles to score when not playing on the international stage.

Thanks yet again to Patty Culpan who scores and continues to look after us when he is available.

Also, a special congratulations to Gavin Brown, who was once again selected for the Australian Over 50's World Cup side. Whilst they weren't able to finish the tournament in South Africa, this is still a wonderful achievement. Congratulations and well done GB!!

Well we didn't get the chocolates this year, but I want to say a sincere thank you to all the Legends players. It was still a season filled with fun, frivolity and sledging, with some cricket mixed up in there somewhere. We always have a cracking time no matter what the result and hopefully we'll be able to do it again next season. Cheers lads!!

I would like to finish by saying congratulations to our latest Life Member, Peter Sherman. Shermo was truly a magnificent human who did a tremendous amount for Valleys and the wider cricket community and has been taken from his family, friends and our club far too soon. RIP mate, you will be missed by us all!!

Chris "Skipper" Lanagan

## SUNDAY LEGENDS GRADE T20 COMPETITION STATISTICS

Premiership:	2nd. Lost Grand Final
Matches Played:	5: Won 2, Lost 3

### Sunday Legends Grade Batting

Player	Matches	Innings	Not Outs	Best Score	100s	50s	Runs	Average
OS Gilchrist	5	5	1	67*	0	1	148	37.00
JA Maddox	4	4	0	42	0	0	91	22.75
AA Lockhart-Krause	2	2	0	41	0	0	65	32.50
GC Brown	4	4	0	31	0	0	51	12.75
KLM Harvey	4	4	1	25*	0	0	43	14.33
KC Brown	4	3	0	28	0	0	37	12.33
AJ Brown	4	3	3	24*	0	0	29	-
TC Scott	1	1	0	19	0	0	19	19.00
GW Mitchell	3	3	1	8*	0	0	18	9.00
AA Coolwell	4	3	1	16	0	0	17	8.50
RAJ Anderson	4	2	2	14*	0	0	14	-
DW Cottee	3	3	0	6	0	0	11	3.67
JG Dellit	1	1	0	10	0	0	10	10.00
CJ Lanagan	5	2	0	5	0	0	9	4.50
KG Kersnovske	2	1	0	5	0	0	5	5.00
DR Turner	1	1	1	3*	0	0	3	-
MP Du Payne	3	3	0	1	0	0	1	0.33
RF Shaw	1	1	0	0	0	0	0	0.00

### Sunday Legends Grade Bowling

Player	Overs	Maidens	Runs	Wickets	Average	Best
CJ Lanagan	15	0	117	9	13.00	3-51
AJ Brown	13	0	75	8	9.38	3-10
RAJ Anderson	15	1	82	4	20.50	2-30
RF Shaw	3	0	10	2	5.00	2-10
KC Brown	13	0	112	2	56.00	1-37
DW Cottee	8	0	55	2	27.50	1-12
JG Dellit	3	0	23	1	23.00	1-23
DR Turner	4	0	27	1	27.00	1-27
GW Mitchell	2	0	8	1	8.00	1-8
KG Kersnovske	6	0	50	1	50.00	1-24
JA Maddox	1	0	8	0	-	0-8
KLM Harvey	1	0	10	0	-	0-10
AA Coolwell	6	0	53	0	-	0-10
GC Brown	5	0	46	0	-	0-9



Heath Pedrola, Brett Irwin & Stuart Law in the Lords Tavern in London.



## WOMEN'S FIRST GRADE – The Katherine Raymont Shield

One Day Competition		
Team	Points	NRR
Gold Coast	51	1.115
Sandgate-Redcliffe	40	0.864
Western Suburbs	38	0.771
Ipswich-Logan	29	-0.390
<b>Valley</b>	<b>28</b>	<b>-0.195</b>
University of Queensland	27	-0.485
Wynnum-Manly/Redlands	18	-1.329

Twenty 20 Competition		
Team	Points	NRR
Western Suburbs	21	1.835
Sandgate-Redcliffe	20	1.233
University of Queensland	14	1.095
<b>Valley</b>	<b>12</b>	<b>0.436</b>
Gold Coast	12	0.243
Wynnum-Manly/Redlands	5	-2.331
Ipswich-Logan	0	-2.520

### Women's First Grade Captain's Report: Christina Coulson

2019/20 was an up and down season for the Ladies squads. The loss of senior players such as Christie Lewis and Kara Sutherland left a space that would be hard to fill. With some off-season player movement we had a very young but competitive squad.

Starting with the T20's was a change from previous seasons. We saw the immediate impact of up and coming young gun Ryleigh Wotherspoon, who scored an unbeaten 64 (off 47 balls) to get our season underway with a strong win over Ipswich-Logan.

An unexpected, but welcome addition to our team, New Zealand wicket keeper and opening batter, Rachel Priest, showed her class, guiding us to victory under lights on Norm McMahon with 68\* (47) against a full-strength University side.

We managed to finish 4<sup>th</sup> on the T20 ladder and met Western Suburbs in the 1<sup>st</sup> Semi-Final. Up against six WBBL & WNCL contracted players, we were unable to get the result we wanted. While it was a disappointing end to the T20 season, our team will only be better for the opportunity to play some of the best in the game.

Moving into the 50 over games, we struggled as a unit to adapt to the longer format and lost our first 5 OD matches. Our season took an upward turn when Lexie Muller produced a player of the match performance against Ipswich-Logan, scoring 50 (off 59) & taking 5/40 from her 10 overs.

In round 21, Mikayla Hinkley 112\* (off 141) and Leteysha Randall 64\* (off 34) enjoyed an unbeaten and match winning 6<sup>th</sup> wicket partnership of 114 against Sandgate-Redcliffe, with Mikayla scoring her maiden First Grade century for Valleys.

Georgia Prestwidge (4/13 off 7) and Charli Knott (5/11 off 5.3) had standout performances in the final round of the season. They took the game away from University, helping dismiss them for just 45 and secure a double bonus point win to finish the season on a high. Special mention must also go to Ryleigh Wotherspoon for her outstanding work behind the stumps, with three catches and two stumpings.

Our strong finish to the season saw us miss the OD Semi-Finals by 1 point. Hopefully we can continue that momentum into next season and perform more consistently in both formats.

We will once again lose a senior squad member and our leading runs scorer for the season, Leteysha Randall (398 @ 26.53), to retirement. TJ, from everyone involved in the Ladies program, thank you for your continued support on and off the field. I can undoubtedly say Valleys would not have the Ladies program it does today without your hard work over the last few years. You wear your heart on your sleeve and play the game with immense passion. I hope it's another Johnny Farnham farewell tour, but if not, it has been a pleasure to play alongside you and we wish you all the best in retirement.

Thank you to everyone involved this season, coaching staff, groundsmen, or executive members. Whatever your role, you have played a massive part in helping everyone enjoy playing this great game, so again, thank you all. I look forward to next season and seeing the improvements we can all make as individuals and as a squad.

Christina Coulson

## WOMEN'S FIRST GRADE COMPETITION STATISTICS

Premiership:	5th (One Day) & 4th (T20). Lost Semi Final of T20.
Matches Played:	25. Won 10, Drawn 2, Lost 13

### Women's First Grade Batting

Player	Matches	Innings	Not Outs	Best Score	100s	50s	Runs	Average
LJ Randall	19	17	2	64*	0	2	398	26.53
CR Knott	12	12	1	62	0	1	277	25.18
MC Hinkley	11	11	3	112*	1	0	252	31.50
CR Coulson	21	18	5	47	0	0	247	19.00
RA Wotherspoon	17	14	2	64*	0	1	234	19.50
LK Muller	18	18	0	50	0	1	227	12.61
GBR Chalmers	20	19	2	40	0	0	192	11.29
GK Prestwidge	13	11	0	49	0	0	190	17.27
AG Childs	15	11	5	37*	0	0	85	14.17
RH Priest	1	1	1	68*	0	1	68	-
AL Harris	11	7	0	20	0	0	50	7.14
S Jeh	22	13	5	8	0	0	48	6.00
EP Vallance	5	4	1	29	0	0	41	13.67
SL Maddox	13	4	1	19*	0	0	38	12.67
LA Sunderland	20	9	0	9	0	0	36	4.00
KA White	4	4	3	13*	0	0	35	35.00
GA Bond	6	5	0	24	0	0	32	6.40
CA Cooper	2	2	0	21	0	0	23	11.50
CN Lewis	1	1	0	17	0	0	17	17.00
JG Jones	7	5	4	9*	0	0	16	16.00

### Women's First Grade Bowling

Player	Overs	Maidens	Runs	Wickets	Average	Best	5 Wkts.
CR Coulson	82.3	7	343	18	19.06	4-3	0
CR Knott	52.2	3	220	16	13.75	5-11	1
GK Prestwidge	61	5	228	15	15.20	4-13	0
S Jeh	74.4	4	396	14	28.29	3-17	0
SL Maddox	28	1	131	13	10.08	4-10	0
LK Muller	76.4	4	349	12	29.08	5-40	1
GBR Chalmers	47.3	5	190	11	17.27	4-32	0
LA Sunderland	51	5	244	10	24.40	2-9	0
MC Hinkley	41	0	291	8	36.38	3-58	0
LJ Randall	12	0	75	7	10.71	3-18	0
AE Nagle	21.1	1	108	5	21.60	3-31	0
AL Harris	21	1	96	2	48.00	1-19	0
JG Jones	10.3	0	54	1	54.00	1-16	0
AR Kahlon	10	1	69	0	-	0-11	0
EP Vallance	10	0	66	0	-	0-7	0



First Grade prior to playing in a T20 against Western Suburbs at Shaw Park.

## WOMEN'S SECOND GRADE – The Jodie Fields Shield

Team	Points	NRR
Sunshine Coast	66	2.6691
Sandgate-Redcliffe	57	1.6309
University of Queensland	55	1.3266
South Brisbane	49	0.5599
Ipswich-Logan	49	0.7473
Gold Coast	34	-0.7013
Wynnum-Manly	24	-1.8116
<b>Valley</b>	<b>23</b>	<b>-0.7796</b>
Redlands	19	-2.5913
Western Suburbs	16	-1.3058

### **Women's Second Grade Captain's Report: Kiara Wood**

I want to start by saying a huge thank you to all the parents and spectators, the grounds staff and canteen ladies, the coaches and the squads. Without all of you, this season wouldn't have happened. Thank you.

The season saw many challenges, but we can say that we made it through and survived. On behalf of all of the captains (Annie, Phoebe and myself), thanks to everyone for the season and although we didn't always win, take the off-season to reflect on it and learn!

The introduction of our two coaches Matt and Colin, saw twice the opportunity for the team to develop and bond. Although some games were definitely harder than others, the team would always pull together and do their best, which is all that the coaches and captains would ever ask for.

Week in and week out, there was constant movement up and down between the First Grade and Second Grade teams. Sought out as a challenge by many, but all players took the opportunity to learn from their experiences and bond with the teams. Amongst the chaos of the constant chop and change amongst the teams, we saw the calm demeanours of Kylie, Christie and Eleanor. These lovely ladies were welcome relief for all the captains and other players, as they gave us more gameday knowledge and provided experience and other opinions on the field. We cannot thank you ladies enough for being there at various times throughout the season and hope you enjoy a well-earned rest. Thank you, thank you, thank you!

As the season reached the half-way mark, we were in that awkward position where captains were in and out of First Grade, many players were coming in and going out due to injuries, and everyone had gone a little crazy on game day. At that time we also saw a change of coaches, with Matt able to be a spectator and Colin joining us to coach. These two gentlemen made the transition effortlessly easy for the team, through their clear communication and similar goals for the team. Big shout-out to the coaches!

Another change at the interesting half-way mark, was the change in captains. As Annie moved into the First Grade squad and I went out injured, Phoebe stepped up as captain and helped the team finish the season positively.

### **Special mentions and moments:**

#### **Matt DuPayne and Colin Wade**

Working hand in hand to continuously develop the team and encourage positive team culture.

#### **Annie Childs**

Her first half century to kick off the season, co-captaining and First Grade debut.

#### **Kylie White, Christie Lewis and Eleanor Swanepoel**

Being there for all players, captains and coaches to turn to for advice or opinion for the team.

#### **Phoebe DuPayne**

Stepping out of her skin and captaining for the second half of the season.

#### **Jasmine Jones**

Knocking out Redlands with 7/7 off 7 and consistent performances through the season.

#### **Abby Harris**

Always being one of the hardest workers and earning her debut in First Grade.

#### **Holly Hogan**

Being the constant smile on and off the field as well as being fearless when trying new things.

Thank you all for the season. Rest up and enjoy the off-season as much as you can. See you next season!

Kiara Wood



Second Grade played University on Peter Easton Oval in Round Four.

## WOMEN'S SECOND GRADE COMPETITION STATISTICS

Premiership:	8th
Matches Played:	18: Won 3, Drawn 4, Lost 11

### Women's Second Grade Batting

Player	Matches	Innings	Not Outs	Best Score	100s	50s	Runs	Average
GA Bond	9	9	1	73	0	1	175	21.88
KA White	5	5	1	45*	0	0	134	33.50
AG Childs	4	3	1	57*	0	1	108	54.00
EG Colen	13	12	3	28*	0	0	97	10.78
AL Harris	8	6	0	27	0	0	97	16.17
AR Kahlon	12	9	0	16	0	0	61	6.78
AE Barker	6	6	1	17	0	0	50	10.00
JH Twigg	9	9	2	27*	0	0	46	6.57
JG Jones	6	4	0	29	0	0	39	9.75
RD Kuiters	6	6	0	19	0	0	33	5.50
SL Maddox	3	2	0	33	0	0	33	16.50
AE Spencer	2	2	0	31	0	0	32	16.00
SA Martin	6	5	2	20*	0	0	23	7.67
CR Nankivell	3	3	1	15	0	0	21	10.50
E Swanepoel	3	2	0	14	0	0	21	10.50
MB Ryan	3	3	1	11*	0	0	20	10.00
S Jeh	3	1	0	17	0	0	17	17.00
PK Du Payne	12	9	1	7	0	0	16	2.00
KG Wood	6	4	0	8	0	0	15	3.75
SL Smith	7	5	0	12	0	0	13	2.60

### Women's Second Grade Bowling

Player	Overs	Maidens	Runs	Wickets	Average	Best	5 Wkts.
JG Jones	28.1	4	123	8	15.38	7-7	1
AL Harris	37	1	144	8	18.00	2-24	0
H Hogan	43.3	3	164	8	20.50	3-33	0
AR Kahlon	40	0	196	7	28.00	2-20	0
PK Du Payne	41.4	3	163	6	27.17	3-18	0
GA Bond	12.1	1	58	4	14.50	4-21	0
JH Twigg	25	0	121	4	30.25	2-24	0
S Jeh	12	0	44	3	14.67	2-22	0
SL Smith	15	0	76	3	25.33	2-22	0
E Swanepoel	12	1	38	3	12.67	2-3	0
AG Childs	7.5	0	22	3	7.33	3-13	0
SL Maddox	18.1	1	64	3	21.33	2-19	0
RD Kuiters	10	1	31	1	31.00	1-10	0
AE Barker	14	2	70	1	70.00	1-14	0
KM Pearce	4	0	22	1	22.00	1-5	0
MB Ryan	15	0	79	1	79.00	1-21	0
EP Vallance	2	0	7	0	-	0-7	0
KG Wood	12	2	77	0	-	0-21	0
AE Spencer	2	0	14	0	-	0-14	0
E Appleyard	2	0	14	0	-	0-14	0
EFY Choo	1	0	8	0	-	0-8	0
SA Martin	3	0	10	0	-	0-10	0
CR Nankivell	5	0	26	0	-	0-10	0

## YOUTH GIRLS COMPETITION – The Paul Pink Shield

North Zone	Points	NRR
Sandgate-Redcliffe	14	3.702
Sunshine Coast	6	-0.545
Wynnum-Manly	6	-0.556
<b>Valley</b>	<b>6</b>	<b>-0.814</b>
Northern Suburbs	0	-5.856

South Zone	Points	NRR
South Brisbane	12	1.734
Western Suburbs	10	2.221
Ipswich-Logan	8	1.216
University of Queensland	6	-0.239
Gold Coast	2	-2.992

### YOUTH GIRLS COMPETITION STATISTICS (Paul Pink Shield)

Premiership:	4th in North Zone.
Matches Played:	7: Won 3, Lost 4.

#### Youth Girls Competition Batting

Player	Matches	Innings	Not Outs	Best Score	100s	50s	Runs	Average
DG Bateman	6	5	2	40	0	0	150	50.00
AL Harris	2	2	1	65	0	2	120	120.00
EG Colen	4	4	0	48	0	0	74	18.50
SA Martin	5	5	0	25	0	0	55	11.00
FY Goodwin	7	7	0	18	0	0	46	6.57
E Appleyard	6	5	2	20*	0	0	40	13.33
EFY Choo	6	6	1	17	0	0	31	6.20
AG Childs	1	1	1	15*	0	0	15	-
BH Ryan	5	4	3	8*	0	0	12	12.00
CB McNeill	6	5	2	8	0	0	11	3.67
BA Seed	5	4	0	5	0	0	10	2.50
KM Pearce	5	4	1	3	0	0	7	2.33
GA Bond	3	1	0	7	0	0	7	7.00
ED O'Kane	3	3	0	4	0	0	4	1.33
EL Smith	1	1	1	0*	0	0	0	-

#### Youth Girls Competition Bowling

Player	Overs	Maidens	Runs	Wickets	Average	Best	5 Wkts.
E Appleyard	17	2	93	5	18.60	2-16	0
KM Pearce	14	0	90	3	30.00	3-42	0
BH Ryan	11	0	57	2	28.50	1-6	0
BA Seed	8	0	48	2	24.00	1-9	0
CB McNeill	11	1	62	2	31.00	1-5	0
EFY Choo	11	0	61	2	30.50	1-7	0
AL Harris	7.2	0	40	2	20.00	1-7	0
SA Martin	11	3	47	1	47.00	1-6	0
DG Bateman	13	0	74	1	74.00	1-15	0
GA Bond	2	0	4	0	-	0-4	0
AG Childs	2	0	22	0	-	0-22	0
EG Colen	6	0	56	0	-	0-5	0
FY Goodwin	2	0	20	0	-	0-20	0
ED O'Kane	5	0	44	0	-	0-9	0
EL Smith	0.1	0	0	0	-	0-0	0

# TEAM AND INDIVIDUAL ALL-TIME RECORDS

## IMPORTANT NOTES & GRADES HISTORY

<b>IMPORTANT NOTES</b>	<p>(i) Annual Reports from 1898-99 to 1921-22 are reported to have been lost in a flood. If anyone has, or knows of the whereabouts of any of these reports, it would be appreciated if you would contact the Club Secretary or any Club official.</p> <p>(ii) N/R — means 'Not Recorded' or 'Not Recorded Fully'</p> <p>(iii) The Top 20 All-Time Tables exclude:</p> <ul style="list-style-type: none"> <li>• First Grade One-Day competitions;</li> <li>• Open Age competition;</li> <li>• Under 19 competitions;</li> <li>• Over 40's competitions;</li> <li>• Sunday Legends T20 competitions;</li> <li>• Zone 2 Valleys/Norths/BNJCA Junior teams.</li> </ul> <p>(iv) Premiership wins are from 1897-98 to present.</p>	
<b>GRADE</b>	<b>NOTES</b>	<b>RECORD DATES</b>
First – Premiership	Previously 'A' Grade One-Day Competitions are NOT included.	1897-98 – 1910-11 1922-23 – present
First – One Day Competitions	No records for 1984-85 & 1990-91 as scorebooks unavailable. 1982-83 includes only Rounds one & two. Records for 1996-97 to 1999-00 taken from Annual Reports but as no scorebooks available, partnerships and some individual records unknown. In some cases statistics have been obtained from various Annual Reports. Eg: Centuries, competition wins.	Since 1982-83
First – T20 Competitions		Since 2005-06
Second – Premiership	Previously 'Reserve' Grade 'B' Grade was recorded as Second Grade from 1922-23 to 1933-34 as it was the Club's second highest Grade prior to the introduction of 'Reserve' Grade in 1934-35.	1897-98 – 1910-11 1922-23 – present
Second – One Day Competition		Since 2010-11
Second – T20 Competition		Since 2010-11
Third	Previously 'B' Grade 'C' Grade was recorded as Third Grade from 1922-23 to 1933-34 as it was the Club's third highest Grade prior to the introduction of 'Reserve' Grade in 1934-35.	Since 1922-23
Third – One Day Competition		Since 2019-20
Fourth	Previously 'C' Grade Prior to the introduction of 'Reserve' Grade in 1934-35, 'C' Grade was recorded as 'Third' or 'B' Grade, as it was the Club's third highest Grade (until 1934-35).	Since 1934-35
Fourth – One Day Competition		Since 2019-20
Fifth		Since 1979-80
Fifth – One Day Competition		Since 2019-20
Sixth		Since 1992-93 Discontinued 1997-98 Resumed 2007-08
Under 18	Previously 'Intermediate'. Also known as Under 17 from 1986 to 1988.	Since 1948-49 Discontinued 1991-92 Resumed 1997-98 Discontinued 2007-08
Under 19	There was no Under 19 competition from 1974-75 to 1980-81 and from 1997-98 to 2003-04. Resumed 2004-05 but discontinued 2010-11.	Since 1969-70
Open Age	Replaced the Under 19 competition with its goal to provide 1-Day cricket for lower Grade players. No records in report.	1997-98 only
Under 16/17/18 Lord's Taverners Competitions	Lord's Taverners Competition Under 16 from 1991-92 to 2006-07, 2012-13 to 2013-14 and 2016-17 to present. Under 17 in 2007-08 to 2009-10 inclusive and 2014-15 to 2015-16. Under 18 in 2010-11 & 2011-12.	Since 1991-92
Schoolboy	Under 15 Competition	Since 1957-58 Discontinued 1975-76
Sub Districts/Warehouse	All Sub Districts and Warehouse Grades have been combined under this heading. There were no Valley Sub District/Warehouse teams from 1979-80 to 1988-89 inclusive.	Since 1977-78
QSDCA – One Day Competition		Since 2019-20
Over 40's	Limited Overs One Day Competition	Since 2001-02
Sunday Legends T20 Competition	Limited Overs Twenty 20 Competition	Since 2011-12
Women's – First Grade	There were no Valley women's teams from 1989/90 to 1992-93 inclusive, & from 2003-04 to 2013-14.	Since 1979-80
Women's - Second Grade		Since 2014-15
Juniors (Zone 2)	Valley/Norths Zone.	1972-73, 1975-76 to 1985-86
BNJCA	Please refer to the Junior Teams Section of this report. Brisbane North Junior Cricket Association (BNJCA)	Since 1993-94 Since 1997-98

## REPRESENTATIVES IN INTERNATIONAL & INTERSTATE MATCHES

### AUSTRALIAN PLAYERS (10)

Era whilst at VDCC	Player
1911-12	JW McLaren
1928-29	OE Nothling
1929-30	A Hurwood
1930-31	A Hurwood
1946-47	D Tallon
1980-81	AR Border
1981-82	AR Border
1982-83	AR Border; KC Wessels
1983-84	AR Border; KC Wessels
1984-85	AR Border (Captain); KC Wessels; GM Ritchie
1985-86	AR Border (Captain); KC Wessels; GM Ritchie
1986-87	AR Border (Captain); GM Ritchie
1987-88	AR Border (Captain)
1988-89	AR Border (Captain)
1989-90	AR Border (Captain)
1990-91	AR Border (Captain)
1991-92	AR Border (Captain)
1992-93	AR Border (Captain); ML Hayden
1993-94	AR Border (Captain); ML Hayden
1994-95	SG Law (One-Day Team)
1995-96	SG Law
1996-97	ML Hayden; SG Law (One-Day Team)
1997-98	ML Hayden (One-Day Team)
1999-00	ML Hayden (Test & One Day Team)
2000-01	ML Hayden (Test & One Day Team)
2001-02	ML Hayden (Test & One Day Team)
2002-03	ML Hayden (Test & One Day Team)
2003-04	ML Hayden (Test & One Day Team)
2004-05	ML Hayden (Test & One Day Team)
2005-06	ML Hayden (Test & Twenty20 Team)
2006-07	ML Hayden (Test, One Day & Twenty20 Team)
2007-08	ML Hayden (Test, One Day & Twenty20 Team)
2008-09	ML Hayden (Test)
2012-13	UT Khawaja (One Day Team)
2013-14	UT Khawaja (Test, One Day and Twenty20 Team)
2015-16	UT Khawaja (Test, One Day and Twenty20 Team)
2016-17	UT Khawaja (Test, One Day and Twenty20 Team)
2017-18	UT Kwawaja (Test)
2018-19	UT Khawaja (Test, One Day and Twenty20 Team)
2019-20	UT Khawaja (Australia A)

### QUEENSLAND PLAYERS (68)

Player	Era (whilst at Valley)	Baggy Cap Number		
		Valley Blue	Maroon	Green
SP (Samuel) Jones	1899/00	28	31	
CF (Charles) Morgan	1899/00 – 05/06	9	48	
R (Robert) Macdonald	1899/00, 02/03 – 03/04	8	16	
CY (Charles) Adamson	1899/00	29	49	
HW (Henry) Chapman	1901/02	43	28	
AA (Albert) Atkins	1902/03 – 05/06	55	27	
RD (Richard) Pyke	1904/05	63	59	
T (Thomas) Byrne	1901/02 - 05/06	42	33	
CW (Charles) Patrick	1905/06	60	52	
MF (Michael) McCaffrey	1908/09	100	68	
JW (John) McLaren	1906/07 – 14/15	76	75	100
SJ (Sidney) Redgrave	1908/09	99	76	
SJ (Sydney) Fennelly	1909/10 - 1910/11, 1920/21	115	81	
AE (Albert) Sims	1910/11	111	89	
LPD (Leo) O'Connor	1912/13 – 13/14, 20/21 – 29/30	156	98	
SW (Sydney) Ayres	1913/14 – 14/15, 19/20 – 24/25	133	100	
RJ (Robert) Willcocks	1913/14	127	101	
LE (Lionel) Oxenham	1919/20	162	111	
WM (William) Kay	1920/21	173	112	
CBP (Clem) McFarlane	1924/25, 30/31	180	128	
CW (Charles) Sim	1925/26	175	136	
EH (Ernest) Hutcheon	1925/26	199	117	

Player	Era (whilst at Valley)	Valley Blue	Maroon	Green
ADA (Alexander) Mayes	1925/26 – 26/27	202	139	
A (Alexander) Hurwood	1925/26, 27/28, 29/30 – 31/32	176	137	135
OE (Otto) Nothling	1927/28 – 28/29	225	143	127
RM (Roy) Levy	1928/29 – 29/30, 32/33 – 35/36	226	148	
VHV (Victor) Goodwin	1929/30 – 30/31	227	150	
KLM (Kenneth) Mossop	1925/26 – 32/33	208	155	
W (William) Duncan	1930/31	240	163	
JEHP (James) Hogg	1931/32	235	168	
BRD (Brian) O'Connor	1934/35 – 35/36	231	182	
WC (Charlie) Andrews	1936/37	272	170	
BL (Berrowes) Webb	1937/38	274	202	
D (Don) Tallon	1946/47	358	179	169
FE (Francis) Nolan	1948/49 – 49/50	366	237	
JT (James) Harten	1948/49 – 49/50	311	243	
CE (Mick) Harvey	1949/50	376	245	
RP (Peter) Easton	1959/60	391	280	
GM (Greg) Egan	1963/64 – 64/65	431	296	
J (John) Brown	1965/66	458	299	
GT (Geoffrey) Gray	1968/69	456	313	
KE (Keith) Dudgeon	1969/70 – 74/75	483	309	
FM (Malcolm) Francke	1971/72 – 79/80	485	326	
PA (Peter) Ryan	1971/72	497	327	
WJ (Warwick) Neville	1971/72	498	324	
CJ (Colin) Cooke	1976/77	495	344	
GJ (Gary) Madders	1979/80	503	355	
AR (Allan) Border	1980/81 – 95/96	544	361	299
KC (Kepler) Wessels	1980/81 – 85/86	545	357	317
AB (Brett) Henschell	1981/82 – 90/91	538	367	
AN (Anthony) Brown	1983/84, 85/86	533	378	
GM (Greg) Ritchie	1984/85 – 86/87	563	362	315
PW (Peter) Anderson	1986/87 – 87/88	559	384	
PJ (Paul) Carew	1986/87 – 87/88, 89/90	568	387	
SG (Stuart) Law	1987/88 – 90/91, 92/93 – 96/97	567	392	365
JM (Jeffrey) Walker	1988/89	569	395	
PJ (Peter) Drinnen	1989/90	588	394	
GI (Geoffrey) Foley	1989/90	566	397	
ML (Matthew) Hayden	1990/91 – 2008/09	591	408	359
JH (Joe) Dawes	1997/98 – 2005/06	628	429	
LA (Lee) Carseldine	1998/99 – 2003/04, 2007/08	620	432	
NJ (Nick) Kruger	2002/03, 2007/08, 2009/10	636	446	
MC (Murray) Bragg	2007/08	655	461	
LW (Luke) Feldman	2009/10 – 18/19	679	470	
UT (Usman) Khawaja	2012/13 -	698	484	419
JD (Jack) Wildermuth	2014/15 -	690	497	
MT (Mark) Steketee	2015/16 -	711	496	
LD (Lachlan) Pfeffer	2017/18 -	714	506	
AJ (Andrew) Gode	2018/19	667		

### AUSTRALIAN WOMEN PLAYERS (1)

Era whilst at VDCC	Player
1993/94	SL (Sharyn) Bow (Test)

### QUEENSLAND WOMEN PLAYERS (13)

Player	Era (whilst at Valley)	Baggy Cap Number		
		Valley Blue	Maroon *	Green
SL (Sharyn) Bow	1993/94 – 95/96	084		385
KL (Kellie) Rich	1995/96 – 96/97	103		
VL (Vanessa) Pickering	1993/94 – 01/02	100		
LA (Linda) Scott	1993/94 – 94/95	104		
MM (Maryanne) Brandon	1995/96 – 96/97, 99/00 – 01/02	086		
K (Kym) Fazackerly	1996/97	133		
TE (Tricia) Brown	1998/99 – 2002/03	148		
CG (Cindy) Kross	1998/99 – 2002/03	150		
R (Reanna) Browne	2002/03	163		
K (Kara) Sutherland	2017/18	219		
CR (Charli) Knott	2018/19	199		
M (Mikayla) Hinkley	2019/20	236		
GK (Georgia) Prestwidge	2019/20	237		

\* Queensland Women's Cap numbers unavailable at this time.



## VDCC PREMIERSHIPS & CHAMPIONSHIPS (111)

<b>FIRST GRADE</b>	11	1901-02 1974-75	1914-15 1984-85	1918-19 1994-95	1919-20 1996-97	1928-29 2013-14	1930-31
<b>FIRST GRADE ONE DAY Limited Overs</b>	9	1972-73 2000-01	1973-74 2018-19	1983-84	1986-87	1992-93	1995-96 1996-97
<b>FIRST GRADE T20 Limited Overs</b>	3	2012-13	2013-14	2019-20			
<b>SECOND GRADE</b>	12	1898-99 1949-50	1901-02 1956-57	1904-05 1961-62	1919-20 1973-74	1920-21 1978-79	1937-38 2003-04
<b>SECOND GRADE ONE DAY Limited Overs</b>	1	2016-17					
<b>THIRD GRADE</b>	9	1953-54 2005-06	1975-76 2007-08	1978-79	1980-81	1981-82	2001-02 2003-04
<b>FOURTH GRADE</b>	15	1934-35 2001-02 2017-18	1978-79 2003-04	1982-83 2004-05	1990-91 2005-06	1991-92 2006-07	1998-99 2014-15 2015-16
<b>FOURTH GRADE ONE DAY Limited Overs</b>	1	2019-20					
<b>FIFTH GRADE</b>	11	1979-80 2009-10	1988-89 2014-15	1990-91 2016-17	1991-92 2017-18	1993-94	1995-96 2003-04
<b>SIXTH GRADE</b>	7	1992-93	2012-13	2013-14	2014-15	2015-16	2017-18 2018-19
<b>SUB DISTRICTS</b>	8	1997-98 (C1) 2012-13 (C3)	2001-02 (B2) 2013-14 (C2)	2003-04 (B1)	2012-13 (C1) 2016-17 (B3)	2017-18 (C1)	
<b>UNDER 18 GRADE</b>	5	1955-56	1973-74	1981-82	1991-92	1999-00	
<b>UNDER 19 GRADE Limited Overs</b>	5	1971-72	1981-82	1985-86	1988-89	1991-92	
<b>SUNDAY LEGENDS T20 Limited Overs</b>	4	2012-13	2014-15	2017-18	2018-19		
<b>OPEN AGE GRADE Limited Overs</b>	1	1997-98					
<b>U16/17 LORD'S TAVERNERS</b>	2	1995-96	2000-01				
<b>"SCHOOLBOY" GRADE</b>	2	1958-59	1961-62				
<b>WOMEN'S 1ST GRADE</b>	3	1994-95	1995-96	1996-97			
<b>WOMEN'S 2ND GRADE</b>	2	1983-84	1985-86				

## VDCC CLUB CHAMPIONSHIPS (11)

<b>Year</b>	<b>First Grade Captain</b>	<b>Club Coaches</b>
1974-75	Keith Dudgeon	Geoff Trivett
1978-79	Keith Dudgeon	Keith Dudgeon
1982-83	Gary Madders / Kepler Wessels	Gill Chapman, Tom Viewers
1988-89	Brett Henschell	Grant Law
1990-91	Brett Henschell	Jim Taylor
1991-92	Geoff Foley	Jim Taylor
1992-93	Michael Ephraims	Michael Ephraims (1sts Squad), Jim Taylor (Club)
1996-97	Michael Ephraims	Peter Drinnen (1sts Squad), Clinton Kempnich (Club)
2000-01	Lee Carseldine	Michael Ephraims (1sts Squad), Clinton Kempnich (Club)
2001-02	Lee Carseldine	Michael Ephraims (1sts Squad), Clinton Kempnich (Club)
2002-03	Joe Dawes	Michael Ephraims (1sts Squad), Clinton Kempnich (Club)

## PREMIERSHIP TEAM PLAYER LISTS

2-day Premiership Match Competitions	Final Teams and players who played 5 games or more.
Limited Overs Championship Competitions	Final Teams and players who played multiple games.

### FIRST GRADE PREMIERSHIPS

<b>1901-02</b>	CF (Charlie) Morgan (C), WA (William) Blackstock, T (Thomas) Byrne, HW (Henry) Chapman, JT (John) Corrigan, AE (Alfred) Down, PEJ (Patrick) Fagan, RC (Robert) Hancock, WF (William) Kenny, R (Robbie) Macdonald, V (Valentine) Macdonald, PJ (Patrick) Maher, PC (Percy) Sapsford, JP (John) Smith.
<b>1914-15</b>	JW (John) McLaren (C), SW (Syd) Ayres, L (Leslie) Blundell, AN (Albert) Bolton, D (Douglas) Davenport, OA (Oscar) Davenport, G (George) Down Jnr, VRH (Victor) Down, SC (Samuel) Eggleston, WA (William) Fraser, RS (Ronald) Irvine, F (Frederick) Noyes, R Parker, RW (Robert) Rice, FA (Frederick) Short, H Walker.
<b>1918-19</b>	JW (John) McLaren (C), SW (Syd) Ayres, BB (Bruce) Barrack, HT (Herbert) Beasley, L (Leslie) Blundell, AN (Albert) Bolton, VR (Vivian) Gray, RS (Ronald) Irvine, EG (Ernest) Langford, GE (George) Lax, CL (Len) Mossop, LPD (Leo) O'Connor, LE (Lionel) Oxenham, R (Robert) Wiltshire.
<b>1919-20</b>	JW (John) McLaren (C), SW (Syd) Ayres, AN (Albert) Bolton, H (Henry) Fewin, ? Fitzgerald, LPD (Leo) O'Connor, LE (Lionel) Oxenham, R Parker, FA (Frederick) Short, DF (Duncan) Thompson.
<b>1928-29</b>	LPD (Leo) O'Connor (C), BB (Bruce) Barrack, JS (James) Bogle, JT (James) Broadfoot, AP (Alan) Chittleborough, VHV (Victor) Goodwin, DC (Douglas) Green, A (Alex) Hurwood, RM (Roy) Levy, CBP (Clement) McFarlane, OE (Otto) Nothling, AL (Albert) Peck, FA (Frederick) Short, GM (George) Ward. Scorer: JG (John) Bell. (KLM Mossop played for QCA Colts this season)
<b>1930-31</b>	LPD (Leo) O'Connor (C), HW (Harrie) Alderton, BB (Bruce) Barrack, JT (James) Broadfoot, WS (Stanley) Coltman, W (William) Duncan, VHV (Victor) Goodwin, JEHP (James) Hogg, A (Alex) Hurwood, RM (Roy) Levy, CBP (Clement) McFarlane, AB (Alan) Mossop, BRD (Brian) O'Connor, C (Clarence) Robinson. (KLM Mossop played for QCA Colts this season)
<b>1974-75</b>	Keith Dudgeon (C), Lindsay Bell, John Bourke, Col Cooke, Peter Easton, Geoff Gray, Terry Khan, John Maley, Peter Muspratt, Peter Nicholson, Geoff Trivett, Ross Wallace, Keith Ziebell. (State player Malcolm Francke played 5 games but was unavailable for the Final) Coach: Geoff Trivett, Scorer: Bert McKinley.
<b>1984-85</b>	Terry Khan (C), Peter Anderson, Tony N. Brown, Hilton Chilcott, Geoff Foley, Errol Harris, Brett Henschell, Stuart Law, Paul Lewis, Peter McPhee, Garry Moore, John Nothdurft, Barry Quinn, Greg Ritchie, John Welsh. (Rep. players Allan Border and Kepler Wessels played 1 and 2 games respectively and were unavailable for the Final) Coach: Terry Khan, Scorer: Denis Connell.
<b>1994-95</b>	Brett Henschell (C), Richard Anderson, Allan Border, Lee Carseldine, Michael Ephraims, Michael Jeh, Kane Kersnovske, Chris Lanagan, Heath Pedrola, Dean Reeves, Brendan Shinnick, Jamie Timmins, Paul Whybird. (Rep. players Matthew Hayden and Stuart Law played 5 and 6 games respectively but were unavailable for the Final) Coach: Geoff Trivett, Manager: Ian Reeves, Scorer: Susan Hunt.
<b>1996-97</b>	Michael Ephraims (C), Andrew Bailey, Lee Carseldine, Joe Dawes, Ian Hansen, Brett Henschell, Trevor Irvine, Kane Kersnovske, Chris Lanagan, Heath Pedrola, Brendan Shinnick, Darin Turner. (Rep. players Matthew Hayden and Stuart Law played 4 matches but were unavailable for the Final) Coach: Peter Drinnen, Manager: Jim Shinnick, Scorer: Susan Hunt.
<b>2013-14</b>	Andrew Gode (C), Josh Dascombe, Luke Feldman, Shane Kabel, Usman Khawaja, Adam Lockhart-Krause, Matthew Petrie, Lachlan Pfeffer, Ben Schuhmacher, James Spargo, Jack Wildermuth. Also played multiple games: Jacques Badenhorst, Kyle Scrimgeour, Sam Tomlinson Coach: Ben Schuhmacher, Manager: Jim Shinnick, Scorer: Pat Culpnan.

### FIRST GRADE ONE DAY LIMITED OVERS CHAMPIONSHIPS

<b>1972-73</b>	Channel 0 Cup Final Team: Keith Dudgeon (C), Richie Benaud, Col Cooke, Alan Davidson, Peter Easton, Malcolm Francke, Geoff Gray, Noel King, Gary Madders, Warwick Neville, Geoff Waters.
<b>1973-74</b>	Channel 0 Cup Final Team: Peter Muspratt (C), Richie Benaud, Col Cooke, Alan Davidson, Keith Dudgeon, Malcolm Francke, Geoff Gray, Terry Khan, Gary Madders, Geoff Trivett, Geoff Waters.
<b>1983-84</b>	Team Not Available.
<b>1986-87</b>	Gabba Sporting Products Final Team: Terry Khan (C), Gavin Brown, Paul Carew, David Cottee, Michael Ephraims, Geoff Foley, Peter McPhee, Garry Moore, Barry Quinn, Ross Perrett (12 <sup>th</sup> man), Jeff Walker, Bruce Ward. Also played multiple games: Peter Anderson, Brett Henschell. Scorer: Denis Connell.
<b>1992-93</b>	Team Not Available.
<b>1995-96</b>	Metway Cup Final Team: Brett Henschell (C), Allan Border, Lee Carseldine, Michael Ephraims, Mark Glenn, Ian Hansen, Matthew Hayden, Kane Kersnovske, Chris Lanagan, Stuart Law, Brendan Shinnick. Also played multiple games: Richard Anderson (4), Heath Pedrola (6), Paul Whybird (4). One Day Competitions: Metway Cup - 6 games, Coca Cola Cup - 2 games. Coach: Geoff Trivett, Manager: Ian Reeves, Scorer: Susan Hunt.
<b>1996-97</b>	Coca Cola Cup Final Team: Michael Ephraims (C), Andrew Bailey, Lee Carseldine, Joe Dawes, Ian Hansen, Trevor Irvine, Kane Kersnovske, Chris Lanagan, Heath Pedrola, Brendan Shinnick, Darin Turner. Also played multiple games: Richard Anderson (2), Matthew Hayden (5), Brett Henschell (3), Paul Whybird (4). One Day Competitions: Metway Cup - 5 games, Coca Cola Cup - 4 games. Coach: Peter Drinnen, Manager: Jim Shinnick, Scorer: Susan Hunt.
<b>2000-01</b>	K & R Plumbing One Day Competition Final Team: Lee Carseldine (C), Mitchell Chapman, Richard Clinton, Joe Dawes, John Dellit, Matthew Hayden, Trevor Irvine, Michael Jeh, Chris Lanagan, Brendan Shinnick, Darin Turner, Troy Webster. Also played multiple games: Gavin Brown (3), Lee Dalton (6), Nick Kruger (5), Dean Reeves (3). There were a total of 8 games played. Coach: Michael Ephraims, Manager: Jim Shinnick, Scorer: Pat Culpnan.
<b>2018-19</b>	Kookaburra One Day Competition Final Team: Andrew Gode (C), Jack Beath, Luke Corlis, Josh Dascombe, Chris Knight, Andrew Lockhart-Krause, Owen Lynch, Dylan Mullen, Josh Neill, Lachlan Pfeffer, Nick Stevens. Also played multiple games: Matthew Shallcross (2), Luke Feldman (3), Mark Steketee (2). There were a total of 5 games played, plus the Semi-Final washed out. Coach: Peter Drinnen, Manager: Jim Shinnick, Scorer: Pat Culpnan.

## FIRST GRADE TWENTY 20 LIMITED OVERS CHAMPIONSHIPS

<b>2012-13</b>	Tom Vievers Cup T20 Final Team: Andrew Gode (C), Lee Carseldine, Leigh Drennan, Luke Feldman, Jack Leach, Usman Khawaja, Adam Lockhart-Krause, Brent Morgan, Matthew Petrie, James Spargo, Jack Wildermuth. Also played multiple games: Shane Kabel (5), Paul West (3) Coach: Heath Pedrola, Manager: Jim Shinnick, Scorer: Pat Culpan.
<b>2013-14</b>	Tom Vievers Cup T20 Final Team: Andrew Gode (C), Lee Carseldine, Josh Dascombe, Luke Feldman, Shane Kabel, Adam Lockhart-Krause, Matthew Petrie, Lachlan Pfeffer, James Spargo, Michael Spargo, Jack Wildermuth. Coach: Ben Schuhmacher, Manager: Jim Shinnick, Scorer: Pat Culpan.
<b>2019-20</b>	Tom Vievers Cup T20 Final Team: Andrew Gode (C), Slater Asnicar, Jack Beath, Luke Feldman, Chris Knight, Will Kruip, Owen Lynch, Brock McLachlan, Dylan McLachlan, Josh Neill, Lachlan Pfeffer, Mark Steketee, Nick Stevens, Zanden Jeh. Coach: Brad Murphy, Manager: Jim Shinnick, Scorer: Greg Ball.

## SECOND GRADE PREMIERSHIPS

<b>1898-99</b>	A Brown, WH (William) Carvosso, LJ (Lachlan) Caskie, WG (Walter) Down, W (William) Exton, JA (Joseph) Flatman, DMT (Derwent) Forster, AH Hatton, H (Hugh) Jones, W (William) McAllister, JP (John) McMurray, IT (Isaac) Newell, A (Alexander) Smith.
<b>1901-02</b>	HG (Harry) Beardmore, L Clarke, WG (Walter) Down, WJ (William) Down, G (George) Elms, PEJ (Patrick) Fagen, RC (Robert) Hancock, WB (Wellesley) Hill, S Johns, H (Hugh) Jones, M Martin, J (John) Newell, AJ (Albert) Whyte.
<b>1904-05</b>	D Andrews, JT (John) Corrigan, JP (John) Crowe, W (William) Exton, A (Arthur) Hendy, WB (Wellesley) Hill, EG (Eric) Manson, CL (Len) Mossop, TG (Gordon) Ross, A (Alexander) Smith, ETL (Edward) Stanton.
<b>1919-20</b>	Team Not Available.
<b>1920-21</b>	Team Not Available.
<b>1937-38</b>	Bert Yeates (C), Ted Clegg, Jim Ferguson, Vince Hodge, J Hodgson, Ern Oliver, Harry Mossop, Laurie Mossop, Dave Picking, James Podgornoff, Jack Smith, W Walker.
<b>1949-50</b>	Col Hoy (C), Frank Carmody, Pat Collins, Col Cuthbertson, Crawford Duncan, Bert Haskings, Les Laracy, Bill Nolan, John Pike, Roy Richards, Bert Salisbury, Doug Thorne, Theo Sherwood.
<b>1956-57</b>	Norm McMahon (C), Ian Campbell, Jim Collings, Des Connor, Percy Cramb, Alan Foote, Don Graham, Alan Haupt, Tom Nash, Peter Nilon, Bill Nolan, Frank Vidler, Dave Waddell.
<b>1961-62</b>	John Troy (C), John Beard, Jim Collings, Ross Ferguson, Bill Greinke, Alan Haupt, Noel King, Kev Logan, John Taylor, Jim Punchard, Frank Vidler, Dave Waddell.
<b>1973-74</b>	Gill Chapman (C), Trevor Baines, Lindsay Bell, Peter Easton, John Gamble, Bob Hunter, Noel King, Ray Kohn, Chris Lane, Kev Logan, David McKellar, Garry Moore, John Petrie, Terry Simms.
<b>1978-79</b>	Lindsay Bell (C), Merv Brauer, Tony N. Brown, Peter Dempsey, Greg Egan, Geoff Harvey, Bruce Jennings, Gerard Keating, Brendan Marrinan, Noel McAuliffe, Garry Moore, Damien O'Rourke, Chris Pailthorpe, Greg Power, Jim Vanderham, Maurice Wise.
<b>2003-04</b>	Richard Anderson (C), Gavin Brown, Tony J. Brown, Tony Dudgeon, Ben Evans, Andrew Forbes, Kiel Harvey, Michael Jeh, Michael Kling, Scott Martin, Tom Mitchell, Chris Raimondi. Scorer: Noel Bolton

## SECOND GRADE ONE DAY LIMITED OVERS CHAMPIONSHIPS

<b>2016-17</b>	Adam Lockhart-Krause (C), Camron Farrell, Owen Lynch, Jonathan Knight, Dylan McLachlan, Brock McLachlan, Slater Asnicar, Tom Cramb, Teague Moloney, Jacques Badenhorst, Craig McElligott, Laurence Bristow.
----------------	-------------------------------------------------------------------------------------------------------------------------------------------------------------------------------------------------------------

## THIRD GRADE PREMIERSHIPS

<b>1953-54</b>	Roy Richards (C), Jim Barram, Des Connor, Ray Cooper, Percy Cramb, Ron Dean, Don Grimwade, Keith Jones, Len Jones, Don Lakeland, Ian Noon, Neil Scott, Don Sharpe, CH Whittred.
<b>1975-76</b>	Col Leggat (C), Graham Baldwin, Chris Barnard, Ivan Board, Paul Bolton, Peter Halpin, Jim Harten (Junior), Don Langdon, Bill Markwell, John Meldrum, Kaval Sajdeh, Dal Skirving, Geoff Waters.
<b>1978-79</b>	Gill Chapman (C), Trevor Baines, Peter Carpenter, Peter Dempsey, Don Langdon, Steve Lawler, Geoff Manthorpe, Tony Marrinan, Chris Pailthorpe, Frank Poulton, Barry Quinn, Dal Skirving, Jim Vanderham, Geoff Waters.
<b>1980-81</b>	Gill Chapman & Doug Johnson (shared Captaincy), Mark Behrendorf, Peter Chatman, Bruce Clark, Greg Egan, Bob Gamble, Tony Gill, Steve Janes, Richard Johnston, Steve Lawler, Peter McPhee, Greg Power, Bill Souter, Daryl Toye, Mike Weir.
<b>1981-82</b>	Gill Chapman (C), Ross Adams, Jeremy Claessen, Ken Edwards, Bruce Jennings, Richard Johnston, Steve Lawler, Scott Meredith, Damian O'Rourke, Steve Perkins, Greg Power, Daryl Toye, Mike Weir.
<b>2001-02</b>	David Khan (C), Tim Bant, Wes Bramley, Tony J. Brown, Ben Evans, Chris Hutton, Nigel Hutton, Andrew Imrie, David Marriott, Tom Mitchell, Luke Nikolovski, Trent Scott, Justin Street, Paul Towner. Scorer: Ross Towner.
<b>2003-04</b>	David Khan (C), Tim Bant, Chris Fitzgerald, Malcolm Francke, Andrew Greig, Chris Hutton, Nigel Hutton, Andrew Imrie, Daryl Keast, Scott Martin, Grant Mitchell, Cameron Proudlove, Justin Street, Scott Wood.
<b>2005-06</b>	Gavin Brown (C), Richard Anderson, Joe Dawes, Jacob Hughes, Chris Hutton, Michael Jeh, Shane Kabel, David Khan, Adam Lockhart-Krause, Cameron Proudlove, Ross Shaw.
<b>2007-08</b>	Gavin Brown (C), Richard Anderson, Jacques Badenhorst, Michael Christensen, Stephen Grummitt, Chris Hutton, Michael Jeh, Mark Jones, Darryl Keast, Grant Mitchell, Brent Morgan, Brendan Prossliner, Elliot Ryan, Sean Weeraratna.

## FOURTH GRADE PREMIERSHIPS

1934-35	FA (Frederick) Short (C), T Adams, WR (Walter) Barry, JL (Jack) Bretherton, EW (Eric) Baxter, D Foster, GA (George) Gooma, MH (Harry) Mossop, RA (Roy) Potter, CC (Clarrie) Robinson, B (Bruce) Thomas, A (Alan) Weller.
1978-79	Ivan Board (C), George Blazak, Merv Brauer, Adrian Coolwell, Roland Cowles, Peter Fryer, Peter Halpin, Ken Hegerty, Steve Janes, Clinton Kempnich, Peter Massie, M Robb, Dal Skirving, Daryl Toye, Mark Warmington, Ron Wright.
1982-83	Daryl Toye (C, No. 1 team), Gavin Brown, Rob Crawford, Darryl Cross, Bob Greenaway, Peter Halpin, Randy Kay, Andrew Knox, Paul Lewis, Steve Machin, Kel Rogers, Dal Skirving, Tony Simcox, Jon Stoddart, Ashley Tacey, Grant Tanner.
1990-91	Clinton Kempnich (C), Paul Amos, Gill Chapman, Les Dawes, Tony Dudgeon, Lindsay Hutley, Steve Lawler, Mark Mills, Col Murphy, Ross Perrett, Peter Sherman, Jon Stoddart, Shane Toon, Ken Williams.
1991-92	Clinton Kempnich (C), Lee Carseldine, Gill Chapman, Roland Cowles, Les Dawes, Matthew Hill, Lindsay Hutley, Paul Lewis, Gary Martin, Ross Perrett, Rohan Rainbow, Adrian Raven, Jon Stoddart, Shane Toon.
1998-99	Jon Stoddart (C, No. 1 team), Geoff Acton (V/C), Rob Boiston, Phil Crouch, Sean Hunter, Theon Kimball, Matthew Law, Grant Mitchell, Aaron Moore, Luke Nikolovski, Martin Silec, Shane Toon, Jason Watts, Craig Weatherley. Scorer: Noel Bolton.
2000-01	Jon Stoddart (C, No. 1 team), Geoff Acton (V/C), Rob Boiston, Brent Crooks, Phil Crouch, Bruce Dewar, Doug Fitzgerald, Sean Hunter, Jay Jeha, Matthew Law, Bernie Sheehan, Matthew Tucker, Craig Weatherley. Scorer: Noel Bolton.
2001-02	Clinton Kempnich (C, No. 1 team), Stewart Barlow, Niven Bawden, Brendon Boyd, Michael Dudgeon (V/C), Doug Fitzgerald, Matthew Francis, Michael Johnson, Nathan Lloyd, David Marriott, Scott Martin, Clint Matthews, Dean Reeves, Trent Scott, Michael Shinnick, Alex Short.
2003-04	Clinton Kempnich (C, No. 1 team), Corey Baker, Brendon Boyd, Michael Dudgeon (V/C), Malcolm Francke, Luke Holmes, Jacob Hughes, Troy Green, Daryl Keast, Clint Matthews, Luke Nikolovski, Dean Reeves, Michael Shinnick, Scott Wood.
2004-05	Michael Dudgeon (C, No. 1 team), Brendon Boyd, Malcolm Francke, Justin Garrett, Stephen Grummitt, Bennett Hodges, Clinton Kempnich, Rod Lennon, Brett Neill, Luke Nikolovski, Dean Reeves, Michael Shinnick.
2005-06	Matthew Tucker (C, No. 1 team), Nick Condon, Mitchell Elmes, Brendan Foote, Adam Gray, Jay Jeha, Tony Johnson, Theon Kimball, Peter King, Matthew Law, Charlie Moncada, Justin Street.
2006-07	Michael Dudgeon (C, No.2 team), Martin Blackman, Brendon Boyd, Daniel Burgess, Jason Burke, Bob Donker, Justin Garrett, Mark Jones, Clinton Kempnich, Nathan Millard, Dean Reeves, Phil Saxby, Michael Shinnick.
2014-15	Mark Jones (C), Corey Baker, Laurie Bristow, Bob Donker, Nicholas Ephraims, Trent Jones, Alex Lynch, Brock McLachlan, Nick Ryall, Alex Thompson, Lachlan Tindall, Matthew Walter.
2015-16	Bob Donker (C), Martin Blackman, Sam Cousar, Nicholas Ephraims, William Kruip, Trent Jones, Lachlan McRae, Liam Petersen, Nick Ryall, Matthew Shallcross, Alex Thompson, Xavier Thornton, Lachlan Tindall, Michael Toolis.
2017-18	Bob Donker (C), Reece Andrews, Kaidyn Brown, Harry Collier, Patrick Cotter, Keaghan Cronin, Rory Johnston, Daniel Larke, Kuyen Lewis, Nick McGill, Timothy O'Rourke, Mitchell Pickford, Xavier Thornton, Mitchell Van Homrigh, Harry Wilmington.

## FOURTH GRADE ONE DAY LIMITED OVERS CHAMPIONSHIPS

2019-20	Bob Donker (C), Jed Brisbane, Kaidyn Brown, Tobyn Burvill, Tom Collier, Patrick Cummins, Josh Durkin, Cameron Farrell, Matthew Kennedy, Daniel Larke, Cooper Mackie, Lachlan McCrae, Josh O'Neill, Tom Pappalardo, Lewis Robinson, Nick Ryall, Brodie Saw, Mitch Stubbings, James Wallington, Hugh Weibgen, Hayden Whyte, Harry Wilmington.
---------	---------------------------------------------------------------------------------------------------------------------------------------------------------------------------------------------------------------------------------------------------------------------------------------------------------------------------------------------

## FIFTH GRADE PREMIERSHIPS

1979-80	5 <sup>th</sup> (2) Team: Geoff Fitzpatrick (C), Chris Battersby, Doug Campbell, Dave Carter, Roland Cowles, Ross Eagles, Mark Irwin, Richard Johnston, Peter Langley, George Leigh, Steve Machin, Tony Marrinan, Kel Rogers, Tony Simcox, Mark Stegman, Kevin Tuite.
1988-89	Kevin Tuite (C), Dan Bolton, Bruce Carroll, Wayne Hamburger, Andrew Hamilton, Terry Hicks, Tony Hughes, Andrew James, Randy Kay, Peter Kent, Robert Mills, Jason Shears, Shane Toon, Rod Venn, Paul Whybird.
1990-91	Kel Rogers (C), Bruce Carroll, Rob Crawford, Wayne Hamburger, Brett Irwin, Mark Irwin, Andrew James, Peter Kent, Col Murphy, Andrew Puller, Peter Sherman, Adrian Raven, Shane Toon.
1991-92	Mark Irwin (C), Scott Adlington, Bruce Carroll, Martin Chulov, Rob Crawford, Wayne Hamburger, Brett Irwin, Peter Kent, Paul Owen, Rohan Rainbow, Adrian Raven, Russell Reinikka, Kel Rogers, Shane Toon, Lindsay Triggar, Jason Voll, Ken Williams.
1993-94	Brett Irwin (C), Brendon Boyd, Bruce Carroll, Adrian Coolwell, Michael Dudgeon, Brook Fairbairn, Damian Hickey, Gary Martin, John McBrien, Tony Micallef, Aaron Raadschelders, Steven Rankine, Michael Shinnick, Jason Voll.
1995-96	Damian Hickey (C), Phil Crouch, Les Dawes, Bruce Dewar, Michael Francis, Sean Hunter, Brett Irwin, Tony Micallef, Peter Nicholson, Joe Petrie, Steven Rankine, Michael Richardson, Kel Rogers, Murray Smith, Shane Toon, Jason Voll.
2003-04	Matthew McFadden (C), Leigh Birrell, Jason Burke, Brad Griggs, Leigh Hillier, Paul Kennedy, Michael Macionis, Derek Meggitt, Nathan Millard, Brett Price, Jared Robinson, Shane Toon, Jason Voll.
2009-10	James O'Connor (C), Martin Blackman, Michael Blinkhoff, Sam Byrne, Tom Cramb, Patrick Hanrahan, Steve Hayes, Grant Jennings, Shane Kelly, Matthew McFadden, Tim O'Rourke, Cameron Skinner, Alex Thompson.
2014-15	Jim Whyte (C), Harrison Beath, Jake Coolwell, Sam Cousar, Emmanuel Etheridge, Jacob Horswill, William Kruip, Kuyen Lewis, Matthew McFadden, Craig Pereira, Ashwin Raj, Chris Robinson, Kasper Rubin, Cameron Skinner, Danny Tarabay, Oliver West, Donal Whyte.
2016-17	Cameron Skinner (C), Brodie Saw, Daniel Larke, Nathan Francis, Ajay Samvedi, Daniel Cook, Patrick Cotter, Kaidyn Brown, Harry Collier, Harry Wilmington, James Wallington, Fergus Rees, William Garske, Hayden Whyte, Adam Ball, James Whyte.
2017-18	Cameron Skinner (C), Lachlan Adams, Martin Blackman, Daniel Cook, Stephen Gill, Anthony Horgan, Matthew Kennedy, Kuyen Lewis, Christian Murphy, Tom Pappalardo, Fergus Rees, Brodie Saw, Christopher Sharpe, James Wallington, Harry Wilmington.

## SIXTH GRADE PREMIERSHIPS

1992-93	Mark Irwin (C), Brendan Boyd, Bruce Carroll, Michael Holmberg, Steve Janes, Clinton Kempnich, Peter Kent, Tony Micallef, Greg Minns, Matthew Ogilvie, Paul Owen, Adrian Raven, Jason Voll.
2012-13	6 <sup>th</sup> (1) Team: John Thompson (C), Brendan Badenhorst, Michael Blinkhoff, Sam Byrne, Mitchell Elmes, Matthew Friend, Lachlan Mitchell, Haydon Thompson, James Tippelt, Ian Vallyely, Sam Wildermuth, Brett Wilson.
2013-14	6 <sup>th</sup> (1) Team: Clinton Kempnich (C), Adam Ball, Jackson Beath, Martin Blackman, Laurie Bristow, Sam Cousar, Jai Lembryk, Matthew McFadden, Don Mander, Jake Menot, Blyton Pendergast, Michael Shinnick, Lachlan Tindall, Brett Wilson.
2014-15	6 <sup>th</sup> (2) Team: Jon Malone (C), James Alexander, Jarvis Black, Jadyne Bowe, Gavin Brown, Kaidyn Brown, Ryan Brown, Patrick Chorley, Jake Coolwell, Mitchell Farley, Lachlan Kirk, David Mackie, James O'Connor, Chris Robinson, BP Shannon, Matthew Taylor, Harry Wilmington, Brett Wilson.
2015-16	6 <sup>th</sup> (2) Team: Jon Malone (C), Adam Ball, Jadyne Bowe, Gavin Brown, Kaidyn Brown, Ryan Brown, Ben Fitzgerald, Lachlan Kirk, Samuel Kirk, Matt McFadden, Blake Micallef, James O'Connor, Tom Pappalardo, Chris Robinson, Ben Shannon, Matthew Taylor, Simon Tolhurst, Callum Zipf.
2017-18	6 <sup>th</sup> (1) Team: Clinton Kempnich (C), Brendan Badenhorst, Martin Blackman, Harrison Beath, Rory Campbell, James Durkin, James Hicks, Sam Hicks, Matthew Kennedy, Matthew McFadden, Conor Rees, Stuart Rees, Michael Shinnick, Stuart Wilkinson.
2018-19	6 <sup>th</sup> (1) Team: Clinton Kempnich (C), Brendan Badenhorst, Kyle Coleman, Thomas Conway, Matthew Friend, James Durkin, James Hicks, Sam Hicks, Hugh Leeson-Smith, Matthew McFadden, Thomas Magee, Conor Rees, Fergus Rees, Hugo Rees, Michael Shinnick, Palam Singh, Stuart Wilkinson.

## SUB DISTRICTS / WAREHOUSE GRADES PREMIERSHIPS

1997-98	<b>C1 Sub Districts Grade:</b> Mark Irwin (C), Kevin Tuite (V/C), Graeme Currie, Shayne French, Wayne Hamburger, Matt Hobson, Peter Kent, Peter Lynch, Ken McKay, Ewan Macpherson, Mark Ryan, Paul Stout, Tony Moore (Scorer).
2001-02	<b>B2 Sub Districts Grade:</b> Mark Irwin (C), Graeme Currie, Bruce Dewar, Steve Farley, Wayne Hamburger, Mark Harvey, Bob Jones, Peter Kent, Peter Lynch, Ken McKay, Dale Moorhouse, Murray Smith, Kevin Tuite.
2003-04	<b>B1 Sub Districts Grade:</b> Mark Irwin (C), Rob Bailey, Graeme Currie, Bruce Dewar, Steve Farley, Wayne Hamburger, Mike Holmberg, Peter Kent, Peter Lynch, Dave Mackie, Ken McKay, Dale Moorhouse, Kevin Tuite.
2012-13	<b>C1 Sub Districts Grade:</b> David Phillips (C), Craig Baldwin, Harrison Beath, Jaydn Bowe, James Boyd, Scott Farroway, Tom Gibson, Mark Horswill, Ross Maslin, Jon Malone, Aaron Randall, Peter Randall, Chris Sheehan, Peter Sherman.
2012-13	<b>C3 Sub Districts Grade:</b> Mark Irwin (C), Jamie Alexander, Les Dawes, Bruce Dewar, James Hine, Ross Irwin, Bob Jones, Peter Lynch, Dave Mackie, Jack O'Brien, Kevin Tuite, Kyle Tuite, Harry Watson.
2013-14	<b>C3 Sub Districts Grade:</b> Mark Irwin (C), Jamie Alexander, Craig Baldwin, James Hine, Anthony Horgan, Stephen Hurn, Ross Irwin, Peter Lynch, David Mackie, Zeke Pendergast, Kyle Tuite.
2016-17	<b>B3 Sub Districts Grade:</b> Mark Irwin (C), Greg Carlson, David Mackie, Anthony Horgan, Kyle Tuite, Leslie Dawes, Patrick Horgan, Peter Lynch, Zeke Pendergast, Andrew Lanning, Thomas Copley, Leigh Warner, James Alexander.
2017-18	<b>C1 Sub Districts Grade:</b> Greg Carlson (C), Thomas Andersen, Rob Bailey, LA Bembrick, Manav Chhabra, Bruce Crawford, James Durkin, Joshua Gittins, Callum Hayes, Thomas Jolly, Finlay King, Ethan Lehmann, Parth Mehta, Allan Meincke, Krishna Nair, Sean Scott-Burrows, Peter Sherman, Jack Warren

## UNDER 18 GRADE PREMIERSHIPS

1955-56	Nev Barber (C), Don Barber, T. Dawson, Ron Dempster, Roy Hemsley, Peter Kerr, Dennis Loel, Geoff Mackenzie, Greg Petrie, Jim Punched, B Thompson, Brian Warlow.
1973-74	Noel Bolton (C), Paul Bolton, Peter Chatman, Robert Forster, Jamie Herbert, David Hislop, Steve McEwan, Ross Perrett, Graham Power, Greg Power, Graham Taggart, Mike Weir, Greg Ball (12 <sup>th</sup> man). Coach: Noel Bolton.
1981-82	Steve Barnard & Alan Hooper (shared Captaincy), David Cottee, Craig Engstrom, Steve Forsyth, Jim Flynn, Mike Holmberg, Brett Irwin, Wayne Iszlaub, Michael Johnson, Cameron Leggat, Paul Lewis, Jim Moore, Mark Moschella, Jon Stoddart. Coach: Col Leggat.
1991-92	Dylan Dearing, Kane Kersnovske & Dean Reeves (shared Captaincy), Lee Carseldine, Nathan Davidson, Michael Dudgeon, Scott Edge, Brett Lewis, Wayne McDougall, Peter Nicholson, Scott Read, Matthew Robertson, Danny Russell. Coach: David Walker.
1999-00	Brent Crooks (C), Corey Baker, Nathan Burrige, Dean Butt, Chris Fitzgerald, Skie Hanifan, Kiel Harvey, David Hooper, Andrew Imrie, Michael Kling, Michael Macionis, Andrew Marriott, Adin Townsley. Coach: David Walker.

## UNDER 19 GRADE CHAMPIONSHIPS

1971-72	Keith Bedford, Lindsay Bell, John Bourke, Greg Cooper, John Gamble, Peter Halpin, Gary Kruger, R. Mackie, Phil McMurdo, John Meldrum, John Petrie, Russell Squires, Bob Toovey.
1981-82	Bruce Clarke (C), Steve Barnard, Errol Harris, Mike Holmberg, Alan Hooper, Andrew Kerr, Peter McPhee, Scott Meredith, Jim Moore, Steve Perkins, Jon Stoddart, Richard Williamson.
1985-86	Geoff Foley (C), Paul Carew, Martin Denholm, Paul Graham, Rick Heilbronn, David Khan, Stuart Law, Martin Leggat, Nick Pearce, Gavin Robins, John Waldron, David Walker, Ian Williamson.
1988-89	Gavin Robins (C), Geoff Acton, Richard Anderson, Paul Davis, Simon Dent, Brent Durham, Nathan Eiby, Scott Hancock, Matthew Hayden, R. McClellan, Mark Norris, Chris Readdy.
1991-92	Dean Rauchle (C), Paul Amos, Lee Carseldine, Damien Cuddihy, Tony Dudgeon, Michael Dudgeon, Scott Edge, Kane Kersnovske, Brett Lewis, Wayne McDougall, Peter Nicholson, Dean Reeves, Brendan Shinnick, Ken Williams.

### LEGENDS T20 CHAMPIONSHIPS

<b>2012-13</b>	Gavin Brown (C), Murray Bragg, Tony Brown, Adrian Coolwell, David Cottee, Owen Gilchrist, Chris Lanagan, Grant Mitchell, Mark Norris, Heath Pedrola, Darin Turner. Scorer: Pat Culpan
<b>2014-15</b>	Owen Gilchrist (C), Richard Anderson, Gavin Brown, Tony Brown, David Cottee, Tony Dudgeon, Chris Lanagan, Jason Maddox, Grant Mitchell, Mark Norris, Darin Turner. Scorer: Alison Brown
<b>2017-18</b>	Chris Lanagan (c), Gavin Brown, Owen Gilchrist, Matt Du Payne, Richard Anderson, David Cottee, Grant Mitchell, Tony Brown, Darin Turner, Brett Neill, Jeff Mays, Stuart Law, Paul Whybird Scorer: Pat Culpan
<b>2018-19</b>	Chris Lanagan (c), Gavin Brown, Owen Gilchrist, Matt Du Payne, Richard Anderson, David Cottee, Grant Mitchell, Tony Brown, Darin Turner, Tony Dudgeon, Trent Scott. Scorer: Pat Culpan

### OPEN AGE GRADE – ZONE WINNER

<b>1997-98</b>	Michael Jeh (C) (5), Richard Anderson (2), Tony Brown (6), Bruce Dewar (2), Tony Dudgeon (4), John Dieckman (3), Andrew Forbes (2), Steven Fryer (2), David Khan (2), Matthew Law (6), Trent Scott (6), Ross Shaw (2), Tim Stokes (2), Andrew Watson (5), Craig Weatherley (2).
----------------	---------------------------------------------------------------------------------------------------------------------------------------------------------------------------------------------------------------------------------------------------------------------------------

Note – This competition was run in 1997/98 only, as a replacement of the Under 19 competition with its goal to provide one day cricket for lower Grade players. Valley won 4 of the 6 matches played. The players listed above participated in 2 or more matches.

### UNDER 16/17 LORD’S TAVERNERS GRADE – NORTH ZONE WINNER

<b>1995-96</b>	Matthew Smith (C), Andrew Barlow, Daniel Beer, Matthew Law, Anthony Mathison, Joel Popplewell, Cameron Proudlove, Martin Raadschelders, Jared Robinson, Martin Silec, Michael Vincenzi, Drew Viney. Coach: Roger Fryer.
<b>2000-01</b>	Robert Mackay (C), Mitchell Barnaba, Sam Cooper, Adam Dimarco, Chris Fitzgerald, Brendan Garlick, Andrew Greig, Jacob Hughes, Sean Purvis, Chris Raimondi, Michael Robinson, Ashley Street, Scott Wood, Lachlan Zangari. Coach: David Walker, Assistant Coaches: Ian Reeves & Peter Drinnen.

### “SCHOOLBOY GRADE”

<b>1958-59</b>	Ron Barber, R Brown, Ronald Clark, Ian Dempster, Alan Green, C Green, Robert Green, Kerry Marr, Peter Morish, K Oliver, Ken Schmidt, G Ure, R Ure.
<b>1961-62</b>	Greg Graham (C), Neil Campbell, W Dickenson, Lloyd Graham, Alan Green, Bill Markwell, Jeff Oliphant, Don Peele, G Slater, Ross Straughan, J Whitlock.

### WOMEN’S FIRST GRADE PREMIERSHIPS

<b>1994-95</b>	Vanessa Pickering (C), Sharyn Bow, Maryanne Brandon, Rae Dower, Liz Hutchinson, Ralee Inglis, Renee Lee, Louise O’Moore, Kellie Rich, Linda Scott, Karen Shaw, Sue Woolway.
<b>1995-96</b>	Vanessa Pickering (C), Sharyn Bow, Maryanne Brandon, Monica Brogan, Rae Dower, Renee House, Janine McPhee, Louise O’Moore, Kellie Rich, Linda Scott, Karen Shaw, Lisa Weller, Sue Woolway.
<b>1996-97</b>	Vanessa Pickering (C), Maryanne Brandon, Suzanne Cramp, Rae Dower, Kim Fazackerley, Glenda Hall, Kellie Rich, Linda Scott, Lisa Weller, Sue Woolway.

### WOMEN’S SECOND GRADE PREMIERSHIPS

<b>1983-84</b>	Nicole Irwin (C), Trudy Campbell, Jane Ellis, Beryl Fisher, Susan Hislop, Dianne Huckstadt, Jodie Irwin, Bernadine Melbourne, Gerardine Moloney, Julie O’Brien, Jenny Perrett, Janet Pickstone, Fran Tiel.
<b>1985-86</b>	Diane Huckstadt (C), Mary Ann Connell, Beryl Fisher, Karen Griffin, Vicki Josephs, Trish Kavanagh, Sharon Mills, Julie O’Brien, Maree Stephenson, Fran Tiel, Angie Van Eyk.

## TOP 20 ALL TIME RUN SCORERS

	Player	Matches	Innings	Not Outs	100s	Best Score	Runs	Average
1	GC Brown	404	475	26	20	164	13572	30.23
2	WG Chapman	390	450	66	10	207*	10301	26.83
3	RP Easton	373	458	47	4	195	10147	24.69
4	JT Harten	280	366	45	15	204*	9221	28.73
5	LA Dawes	319	372	49	9	146*	9140	28.30
6	ML Dudgeon	284	347	23	3	168	8537	26.35
7	AB Henschell	213	225	40	11	218	7759	41.94
8	DM Khan	317	333	39	7	142	7677	26.11
9	AK Dudgeon	239	281	28	13	196	7611	30.08
10	BJ Irwin	234	300	15	8	178	7200	25.26
11	ML Shinnick	324	336	37	4	137	6942	23.22
12	LA Carseldine	172	189	28	17	162*	6814	42.32
13	MB Irwin	510	498	92	3	127	6685	16.47
14	AJ Brown	244	288	22	4	132	6683	25.12
15	TG Irvine	175	206	28	12	210	6564	36.88
16	JM Stoddart	263	319	40	2	127	6519	23.37
17	LPD O'Connor	71	167	27	16	189	6073	43.38
18	WR Hamburger	205	239	43	7	151	5986	30.54
19	RD Haupt	232	322	40	3	151	5851	20.75
20	AA Coolwell	219	260	24	3	111*	5780	24.49

## TOP 20 ALL TIME WICKET TAKERS

	Player	Matches	Overs	Mdns.	Runs	Wkts.	Average
1	CF Kempnich	433	5086.4	1419	12595	875	14.39
2	MB Irwin	510	4037	1004	10866	649	16.74
3	RG Perrett	283	4415	1149	11835	635	18.64
4	RAJ Anderson	250	4300.2	1156	11585	569	20.36
5	FM Francke	214	3765	766	11139	558	19.96
6	MPW Jeh	287	4455.4	1257	11492	519	22.14
7	ST Janes	177	3083	797	8482	514	16.50
8	DJ Mackie	165	2162.1	530	5517	508	10.86
9	GK Moore	247	3824	808	11548	506	22.82
10	WE Nolan	250	2332	289	8740	505	17.31
11	FA Vidler	225	2273	326	8177	486	16.83
12	JW McLaren	118	1009	157	4274	483	8.85
13	CR Leggat	259	2691	445	9470	479	19.77
14	DW Langdon	165	2032	348	7033	450	15.63
15	J Voll	264	2399.4	565	6612	449	14.73
16	DK Hickey	214	2801	932	6340	444	14.28
17	LS Jones	197	1518	133	5941	418	14.21
18	SW Ayres	102	280	17	5304	404	13.13
19	KR Rogers	254	2512	521	7310	402	18.18
20	DR Turner	157	2698.1	668	8058	388	20.77

## TOP 20 ALL TIME CATCHES

	Player	Matches	Catches
1	WG Chapman	390	346
2	ML Shinnick	324	317
3	BM Shinnick	150	257
4	RA Cowles	219	246
5	GC Brown	404	236
6	TR Mitchell	149	229
7	ML Dudgeon	284	206
8	MB Irwin	510	201
9	MT Jones	168	197
10	KR Rogers	254	195
11	LA Dawes	319	182
	AA Lockhart-Krause	184	182
13	DM Khan	317	180
14	PN Crouch	111	178
15	KG Tuite	329	177
16	WR Hamburger	205	170
	CF Kempnich	433	170
18	IC Valley	125	166
19	GJ Madders	118	165
	BC Murrinan	181	165

## TOP 20 ALL TIME STUMPINGS

	Player	Matches	Stumpings
1	ML Shinnick	324	60
2	LPD O'Connor	71	55
3	RA Cowles	219	50
4	RF Whiting	115	44
5	GJ Madders	118	43
6	TR Mitchell	149	41
7	RC Dempster	74	38
8	PD Kent	176	36
9	MT Jones	168	33
10	WG Chapman	390	30
11	AN Bolton	50	29
12	PC Owen	58	28
13	IHW Schwenke	0	27
	W Duncan	1	27
15	G Graham	68	26
	K Marr	14	26
17	DR Waddell	125	24
18	J Snape	70	24
19	PW Nilon	24	23
20	IC Valley	125	22
	Kay RP	128	22

## TOP 20 ALL TIME CENTURIES

	Player	Matches	100s
1	GC Brown	404	20
2	LA Carseldine	172	17
3	LPD O'Connor	71	16
4	JT Harten	280	15
5	ML Hayden	89	14
	RM Levy	49	14
7	AK Dudgeon	239	13
8	TG Irvine	175	12
9	AB Henschell	213	11
	NJ Kruger	131	11
	LD Pfeffer	99	11
12	AJ Gode	159	10
	WG Chapman	390	10
14	KE Dudgeon	146	9
	LA Dawes	319	9
	KC Wessels	32	9
17	CM Ephraims	101	8
	JB Neill	95	8
	BJ Irwin	234	8
	GD Jennings	106	8

## TOP 20 ALL TIME MATCHES

	Player	Matches
1	MB Irwin	510
2	CF Kempnich	433
3	GC Brown	404
4	WG Chapman	390
5	RP Easton	373
6	KG Tuite	329
7	ML Shinnick	324
8	LA Dawes	319
9	DM Khan	317
10	MPW Jeh	287
11	ML Dudgeon	284
12	RG Perrett	283
13	JT Harten	280
14	KIR McKay	274
15	C Hoy	267
16	J Voll	264
17	JM Stoddart	263
18	PF Lynch	262
19	CR Leggat	259
20	KR Rogers	254

## MOST MATCHES IN EACH GRADE

Grade	Player	Matches
First Grade	JT (Jim) Harten	234
First Grade One Day	LA (Lee) Carseldine	73
First Grade T20	AJ (Andrew) Gode	60
Second Grade	RAJ (Richard) Anderson	142
Second Grade One Day	J (Jacques) Badenhorst	29
Second Grade T20	SS (Shane) Kabel	31
Third Grade	DM (David) Khan	175
Fourth Grade	JM (Jon) Stoddart	151
Fifth Grade	MG (Matt) McFadden	120
Sixth Grade	CF (Clinton) Kempnich	197
Sub Districts/Warehouse	KIR (Ken) McKay	273
Legends T20	OS (Owen) Glechrist	39
	CJ Chris Lanagan	39
Over 40 Grade	JM (Jon) Stoddart	71
Under 19 Grade	JE (John) Bourke	26
Under 18 Grade	DE (Don) Barber	43
Under 16/17 Grade	CE (Chris) Fitzgerald	23
"Schoolboy" Grade	GR (Gary) Kruger	30
Women's First Grade	MM (Maryanne) Brandon	93
Women's Second Grade	CN (Christie) Lewis	52



## TABLE QUALIFICATIONS

The following minimums have been established as prerequisites for inclusion in the following tables. They take into account: the type of competition, number of games per season, and playing conditions.

Grade	Minimums
First – Premiership	1000 runs / 100 wickets
First – One Day Competitions	1000 runs / 40 wickets
Second – Premiership	1000 runs / 100 wickets
Third – Premiership	1000 runs / 100 wickets
Fourth – Premiership	1000 runs / 100 wickets
Fifth – Premiership	1000 runs / 100 wickets
Sixth – Premiership	600 runs / 50 wickets
Sub Districts / Warehouse – Premiership	1000 runs / 100 wickets
Over 40's - One Day Competition	300 runs / 15 wickets
Under 19 – Premiership	500 runs / 25 wickets
Under 18 – Premiership	750 runs / 75 wickets
Under 16/17 Lord's Taverners Competition	500 runs / 30 wickets
Schoolboys (Under 15)	500 runs / 50 wickets
Womens – Premiership	1000 runs / 75 wickets

## FIRST GRADE BATTING - 1000 RUNS

	Player	Matches	Innings	Not Outs	100s	Best Score	Runs	Average	Cap No.
1	AB Henschell	213	225	40	11	218	7759	41.94	538
2	JT Harten	234	308	34	11	140	7452	27.20	311
3	LPD O'Connor	71	167	27	16	189	6073	43.38	156
4	GT Gray	171	212	29	6	128	5591	30.55	456
5	LA Carseldine	130	145	23	16	162*	5405	44.30	620
6	KE Dudgeon	146	177	30	9	128*	4933	33.56	483
7	RM Levy	49	117	11	14	243	4580	43.21	226
8	RP Easton	194	242	31	0	94	4568	21.65	391
9	AJ Gode	131	151	15	10	153	4408	32.41	667
10	AB Mossop	8	184	18	7	153	4391	26.45	230
11	RD Haupt	167	222	28	1	135	3963	20.43	299
12	NJ Kruger	86	103	8	9	206	3840	40.42	636
13	LD Pfeffer	96	115	7	10	158	3745	34.68	680
14	TG Irvine	114	136	18	3	170*	3686	31.24	629
15	ML Hayden	71	79	11	11	187	3685	54.19	591
16	KLM Mossop	72	213	37	1	113*	3601	20.46	208
17	CM Ephraims	96	110	8	6	145	3561	34.91	573
18	GM Egan	103	131	20	4	161*	3395	30.59	431
19	HT Pedrola	107	129	10	2	138	3040	25.55	614
20	BM Shinnick	105	122	10	5	202	2828	25.25	616
21	NJ King	95	114	10	1	105	2783	26.76	436
22	JM Walker	74	88	14	6	177	2745	37.09	569
23	JW McLaren	118	155	16	1	109*	2691	19.36	76
24	CF Morgan	74	104	7	3	258*	2674	27.57	9
25	WA Blackstock	97	137	13	1	101*	2568	20.71	3
26	PW Muspratt	113	125	18	1	113	2554	23.87	466
27	ML Robins	62	86	5	1	127*	2469	30.48	405
28	DF Simpson	117	143	18	0	98	2454	19.63	314
29	GI Foley	76	89	9	5	146	2422	30.28	566
30	SW Ayres	102	121	6	0	81	2421	21.05	133
31	R Macdonald	46	57	18	6	200	2323	59.56	8
32	CBP McFarlane	4	112	22	0	98*	2302	25.58	180
33	SJ Fennelly	51	67	4	5	163	2157	34.24	115
34	SG Law	58	60	10	5	234*	2136	42.72	567
35	GJ Madders	117	115	18	0	94	2114	21.79	503
36	KC Wessels	32	31	7	9	192*	2100	87.50	545
37	AN Brown	54	58	3	4	169	2019	36.71	533
38	DW Cottee	83	91	21	2	134*	1890	27.00	558
39	AA Lockhart-Krause	90	100	15	0	93	1866	21.95	668
40	TM Khan	105	99	28	1	110*	1810	25.49	506
41	WB Bruce	68	104	8	2	104	1803	18.78	74
42	MC Bragg	67	79	11	1	100	1707	25.10	655
43	HJ Haskings	15	97	9	3	120*	1695	19.26	291
44	JH Beath	67	72	3	1	106	1687	24.45	695
45	JD Wildermuth	62	63	6	2	153*	1667	29.25	690
46	AA Atkins	51	68	4	2	144	1640	25.63	55
47	BN Quinn	67	72	6	3	121	1581	23.95	539
48	BRD O'Connor	0	112	10	1	105	1565	15.34	231
49	RW Eve	61	94	3	1	111	1557	17.11	67
50	HL Fossey	0	96	21	1	107	1526	20.35	258
51	KG Kersnovske	87	100	23	0	74*	1513	19.65	613
52	PW Anderson	47	49	5	1	112	1473	33.48	559

	Player	Matches	Innings	Not Outs	100s	Best Score	Runs	Average	Cap No.
53	JF Welsh	63	71	6	1	101	1469	22.60	532
54	AK Dudgeon	66	73	7	0	86	1414	21.42	623
55	JM Dascombe	72	73	18	3	127	1373	24.96	702
56	AR Border	31	26	3	3	150	1351	58.74	544
57	JG Collings	84	95	15	0	89	1300	16.25	415
58	FM Francke	150	120	28	0	66*	1255	13.64	485
59	BL Webb	0	32	9	2	150*	1251	54.39	274
60	BR Jennings	72	83	12	0	72	1248	17.58	484
61	BD Evans	47	55	6	1	125*	1231	25.12	650
62	A Hurwood	58	94	17	1	109	1230	15.97	176
63	DR Turner	137	120	24	0	56*	1228	12.79	612
64	CW Vizer	57	75	5	0	59	1213	17.33	402
65	SS Kabel	62	65	11	0	86	1176	21.78	678
66	NJ Wyeth	8	84	17	1	62*	1174	17.52	261
67	CS Lane	85	91	17	0	60	1142	15.43	584
68	AJ Brown	50	60	6	1	119	1142	21.15	465
69	RF Whiting	62	64	10	0	93	1141	21.13	367
70	GK Moore	158	123	53	0	78	1132	16.17	505
71	ON Lynch	38	40	6	1	100*	1104	32.47	716
72	JT Spargo	43	51	7	3	108*	1099	24.98	687
73	WF Kenny	66	78	12	1	83	1052	15.94	6
74	DW Reeves	47	51	6	1	105*	1032	22.93	607
75	AN Bolton	50	66	1	0	74	1015	15.62	136
76	W Exton	65	108	8	0	77	1005	10.05	68
77	GJ Power	54	61	4	1	127*	1002	17.58	517

### FIRST GRADE BOWLING - 100 WICKETS

	Player	Matches	Overs	Maidens	Runs	Wickets	Average	Cap No.
1	JW McLaren	118	949	157	4098	469	8.74	76
2	SW Ayres	102	280	17	5304	404	13.13	133
3	FM Francke	150	2471	441	7910	388	20.39	485
4	AB Henschell	213	3348	898	9479	357	26.55	538
5	DR Turner	137	2488.1	628	7285	355	20.52	612
6	A Hurwood	58	1403	195	4625	329	14.06	176
7	CJ Cooke	145	2054	384	6748	328	20.57	495
8	T Byrne	62	852	92	3699	283	13.07	42
9	GK Moore	158	2619	592	7769	276	28.15	505
10	FA Vidler	123	1358	190	5028	273	18.42	386
11	JH Dawes	76	1491.3	378	3921	257	15.26	628
12	AJ Gode	131	2245.5	603	6557	255	25.71	667
13	BRD O'Connor	0	1399	145	4882	250	19.53	231
14	KLM Mossop	72	1349	117	5461	241	22.66	208
15	GD Trivett	107	1284	168	4673	232	20.14	502
16	OA Davenport	64	262	24	2358	189	12.48	105
17	CW Sim	60	504	46	2360	187	12.62	175
18	IJ Hansen	85	1467	350	4535	186	24.38	598
19	MJ Petrie	75	1340.2	352	3466	176	19.69	666
20	PW Muspratt	113	947	147	3373	166	20.32	466
21	GM Egan	103	748	117	2955	160	18.47	431
22	LW Feldman	64	989.1	292	2625	156	16.83	679
23	LPD O'Connor	71	672	80	2583	155	16.66	156
24	NJ Wyeth	8	1026	88	3613	147	24.58	261
25	RD Haupt	167	753	48	3635	146	24.90	299
26	WF Kenny	66	514	19	2869	145	19.79	6
27	JG Collings	84	606	37	3045	141	21.60	415
28	CJ Lanagan	78	1241.1	294	3748	138	27.16	621
29	PT McPhee	51	1112	240	3661	132	27.73	554
	WB Bruce	68	461	26	2093	132	15.86	74
31	DW Cottee	83	1277	346	3633	129	28.16	558
32	DJ Marriott	69	1069.2	277	3410	128	26.64	653
33	NT McMahon	70	727	97	2485	119	20.88	362
	LN Quelch	47	499	51	2337	119	19.64	364
35	KE Dudgeon	146	779	151	2425	118	20.55	483
36	G Cuffe	46	375	36	1457	115	12.67	19
37	JM Dascombe	72	1040.3	217	3694	114	32.40	702
	SD Powell	60	1124.1	274	3455	114	30.31	662
39	JT Harten	234	612	113	2044	112	18.25	311
40	CS Lane	85	655	115	2193	110	19.94	465
41	LA Carseldine	130	934	266	2380	107	22.24	620
42	V Macdonald	51	335	2	1685	106	15.90	25
	FF Manson	56	530	75	1989	106	18.76	406
44	DF Simpson	117	411	10	2606	102	25.55	314
45	PJ Carew	43	919	197	2808	101	27.80	568
46	CR Leggat	63	649	100	2661	100	26.61	435

## FIRST GRADE FIELDING – 50 DISMISSALS

	Player	Matches	Catches	Stumpings	Total
1	BM Shinnick	105	13	198	211
2	GJ Madders	117	43	165	208
3	LPD O'Connor	71	55	142	197
4	LD Pfeffer	96	10	151	161
5	AB Henschell	213		146	146
6	MC Bragg	67	7	113	120
7	KE Dudgeon	146		112	112
8	JT Harten	234	1	108	109
9	WG Chapman	56	12	90	102
10	AJ Gode	131		99	99
11	RF Whiting	62	38	59	97
12	LA Carseldine	130		82	82
	PJ Drinnen	41	12	70	82
	PW Anderson	47	6	76	82
15	KLM Mossop	72		81	81
	RP Easton	194		81	81
17	TG Irvine	114		80	80
18	DR Waddell	55	15	60	75
	HT Pedrola	107		75	75
20	RD Haupt	167		72	72
21	CM Ephraims	96		70	70
22	IHW Schwenke	0	27	41	68
23	AA Lockhart-Krause	90	1	66	67
24	RM Levy	49	5	58	63
25	GK Moore	158		62	62
26	LJ Drennan	30	2	57	59
27	RM Levy	49		58	58
28	AN Bolton	50	29	28	57
29	GT Gray	171		55	55
	SW Ayres	102		55	55
	TM Khan	105		55	55
32	A Hurwood	58		53	53
	NJ King	95		53	53
34	AB Mossop	8		52	52
	JW McLaren	118		52	52
	KG Kersnovske	87		52	52
	PJ Nicholson	27	3	49	52
38	PW Muspratt	113		51	51

  
**VALLEY DISTRICT**  
**CRICKET CLUB**  
 Est. 1897

**100 (121)**

Bulls Masters First Grade vs  
 Northern Suburbs  
 Peter Easton Oval

25 January 2020

**LACHLAN**  
**PFEFFER**

  
**keith**  
**dudgeon**  
 CRICKET SPECIALIST

## FIRST GRADE CAPTAINS (Premiership Matches)

Captain	Seasons
JM Blackstock	1897-98
R Macdonald	1898-99 to ?
CF Morgan	1901-02 to 1903-04
AA Atkins	1905-06, 1907-08 (Shared)
WB Bruce	1906-07, 1907-08(Shared)
T Byrne	1909-10
JW McLaren	1912-13 to 1919-20
SW Ayers	1921-22 to 1923-24
LPD O'Connor	1924-25 to 1934-35
KLM Mossop	1935-36 to 1941-42; 1945-46 (Shared 3); 1946-47 to 1948-49; 1949-50 (Shared); 1951-52
VF Thomas	1942-43
R Roberts	1943-44 (Shared)
HJ Haskings	1943-44 (Shared); 1944-45; 1945-46 (Shared)
HL Mossop	1945-46 (Shared)
JT Harten	1949-50 (Shared); 1950-51; 1955-56 (Shared); 1958-59 to 1962-63
RD Haupt	1952-53 to 1954-55
ML Robins	1955-56 (Shared) 1956-57; 1957-58
RP Easton	1963-64 to 1966-67
NJ King	1967-68 to 1969-70
PW Muspratt	1970-71 to 1973-74
KE Dudgeon	1974-75 (Shared); 1975-76 to 1980-81
GD Trivett	1974-75 (Shared)
GJ Madders	1981-82; 1982-83 (Shared 6)
KC Wessels	1982-83 (Shared 7)
WG Chapman	1982-83 (Shared 1)
AR Border	1983-84 (Shared 3)
TM Khan	1983-84 (Shared 9); 1984-85 to 1986-87
AB Henschell	1987-88 (Shared); 1988-89 to 1990-91 1991-92 (Shared 2); 1994-95 to 1995-96
JM Walker	1990-91 (Shared 2)
GI Foley	1991-92
CM Ephraims	1987-88 (Shared); 1992-93 to 1993-94; 1996-97 to 1997-98
SG Law	1994-95 (Shared 3)
LA Carseldine	1996-97 (Shared 1); 1998-99 (Shared 2), 2000-01 to 2001-02
KG Kersnovske	1998-99 (Shared 2); 1999-00
IJ Hansen	1998-99 (Shared 7)
BM Shinnick	2000-01 (Shared 2); 2002-03 (Shared 3)
JH Dawes	2000-01 (Shared 1); 2002-03
GC Brown	2001-02 (Shared 1)
NJ Kruger	2002-03 (Shared 1); 2005-06 (Shared 1); 2006-07 (Shared 1); 2007-08; 2008-09 (Shared)
JB Neill	2003-04
HTPedrola	2004-05 to 2006-07; 2011-12 (Shared 7)
SD Powell	2008-09 (Shared)
MC Bragg	2008-09 (Shared); 2009-10 (Shared)
AJ Gode	2009-10 (Shared); 2012-13 to 2019-20
MJ Petric	2010-11 (BD Schuhmacher: 2 matches)
JW Rogers	2011-12 (Shared 4)
AA Lockhart-Krause	2014-15 (Shared 3)



Angus Tollhurst gets airborne to take a wonderful catch against Wide Bay in Round Five at Peter Easton Oval.

## FIRST GRADE ONE DAY GAME RECORDS

### 1000 RUNS

	Player	Matches	Innings	Not Outs	100s	Best Score	Runs	Average
1	LA Carseldine	73	70	7	3	130	2358	37.43
2	ML Hayden	41	41	4	4	167	1899	51.32
3	AJ Gode	46	45	6	4	139*	1596	40.92
4	AB Henschell	58	48	12	3	113*	1524	42.33
5	CM Ephraims	58	54	8	1	128*	1473	32.02
6	HT Pedrola	51	50	4	0	80	1263	27.46
7	TG Irvine	56	53	9	2	114*	1253	28.48
8	NJ Kruger	40	40	0	0	96	1134	28.35
9	SG Law	37	36	4	0	93*	1108	34.63
10	GC Brown	49	47	1	2	120	1104	24.00

### 40 WICKETS

	Player	Matches	Overs	Maidens	Runs	Wickets	Average
1	DR Turner	61	510	83	1801	100	18.01
2	CJ Lanagan	43	384	62	1343	72	18.65
3	JH Dawes	39	336	68	904	68	13.29
4	AJ Gode	46	337	24	1497	55	27.22
5	MPW Jeh	46	354	50	1253	53	23.64
6	LA Carseldine	73	268.2	31	1022	47	21.74
7	DW Cottee	38	300	38	1118	46	24.30
8	PT McPhee	23	203	11	805	45	17.89
9	JG Dellit	40	244	14	1099	44	24.98
10	MJ Petrie	26	209.1	26	767	43	17.84
	AB Henschell	58	354	54	1287	43	29.93
12	HT Pedrola	51	261.4	22	1048	41	25.56

### 30 DISMISSALS

	Player	Matches	Catches	Stumpings	Total	Runs Scored
1	BM Shinnick	57	82	10	92	966
2	AB Henschell	58	39	0	39	1524
	PJ Drinnen	18	33	6	39	289
	LA Carseldine	73	36	0	36	2358
	LD Pfeffer	28	32	4	36	747
	CM Ephraims	58	35	0	35	1473



First Grade ready to take on Sandgate-Redcliffe at Sandgate in Round 18.

## FIRST GRADE ONE DAY GAME RECORDS (continued)

### CENTURIES

Player	Score	Season	Opposition	Ground
AR Border	107	1983/84	Sandgate - Redcliffe	unknown
	116	1992/93	Redlands	unknown
GC Brown	118	1987/88	Toombul	Peter Easton Oval
	120	1993/94	Northern Suburbs	Peter Easton Oval
LA Carseldine	116	2001/02	Toombul	unknown
	130	2002/03	Beenleigh/Logan	Peter Easton Oval
	111	2003/04	unknown	unknown
LR Dalton	147	2000/01	Beenleigh/Logan	Peter Easton Oval
CM Ephraims	128*	1987/88	unknown	unknown
AJ Gode	101	2012/13	Redlands	Peter Easton Oval
	111	2014/15	Western Suburbs	Graceville #1
	125	2016/17	Sandgate - Redcliffe	Trevor Hohns Oval
	139*	2017/18	Ipswich-Logan	Peter Easton Oval
ML Hayden	113	1989/90	University of Queensland	unknown
	137	1996/97	University of Queensland	unknown
	167	2003/04	Toombul	Ken Mackay Oval
AB Henschell	106*	1983/84	Toombul	Peter Easton Oval
	112*	1992/93	unknown	unknown
	113*	1993/94	University of Queensland	unknown
TG Irvine	101*	1997/98	Western Suburbs	unknown
	114*	2001/02	Toombul	unknown
UT Khawaja	162	2017/18	Wynnum/Manly	Peter Easton Oval
LD Pfeffer	105	2017/18	Gold Coast	Peter Easton Oval
LD Pfeffer	119*	2019/20	Gold Coast	Peter Easton Oval
B Schuhmacher	111*	2010/11	Redlands	Peter Burge Oval
JT Spargo	110	2010/11	Wynnum/Manly	Peter Easton Oval
JT Spargo	101	2011/12	Beenleigh/Logan	Peter Easton Oval
JM Walker	109	1987/88	University of Queensland	unknown
KC Wessels	137	1983/84	Toombul	Peter Easton Oval
JD Wildermuth	119	2016/17	University of Queensland	WEP Harris Oval

### 5 WICKETS IN AN INNINGS

Player	Figures	Date	Opposition	Ground
MJ Petrie	6-8	7-Jan-12	Sandgate - Redcliffe	Peter Easton Oval
CL Knight	6-31	7-Sep-19	Redlands	Peter Burge Oval
DR Turner	5-9	1-Nov-97	unknown	unknown
DW Cottee	5-14	1-Nov-92	unknown	unknown
IC Thompson	5-17	1-Nov-02	unknown	unknown
CJ Lanagan	5-21	1-Nov-96	Central Queensland	Maryborough
CJ Lanagan	5-28	1-Nov-98	Western Downs	Dalby
DW Cottee	5-32	1-Nov-89	unknown	unknown
AJ Gode	5-35	21-Dec-13	Sunshine Coast	John Blanck Oval
PT McPhee	5-40	1-Nov-87	unknown	unknown
DK Hines	5-47	1-Nov-92	unknown	unknown
MJ Petrie	5-59	7-Oct-12	Redlands	Peter Easton Oval
SD Powell	5-59	26-Oct-08	Sunshine Coast	Brisbane Grammar Grounds

## FIRST GRADE TWENTY 20 GAME RECORDS

### 200 RUNS

	Player	Matches	Innings	Not Outs	100s	Best Score	Runs	Average
1	AJ Gode	60	59	4	3	179	1787	32.49
2	LD Pfeffer	39	39	3	1	105	1028	28.56
3	JH Beath	24	24	3	1	103*	590	28.10
4	JT Spargo	26	25	1	0	66	576	24.00
5	LA Carseldine	18	18	4	0	86	498	35.57
6	AA Lockhart-Krause	41	36	8	0	48*	418	14.93
7	JD Wildermuth	18	17	2	0	64	318	21.20
8	ON Lynch	21	19	7	0	44	296	24.67
9	SS Kabel	25	22	8	0	31	273	19.50
10	JM Dascombe	27	23	4	0	40	269	14.16

### 15 WICKETS

	Player	Matches	Overs	Maidens	Runs	Wickets	Average
1	AJ Gode	60	197.3	1	1384	47	29.45
2	JM Dascombe	27	99.4	1	754	35	21.54
3	LW Feldman	29	104.3	1	624	34	18.35
4	MJ Petrie	26	93.1	0	582	26	22.38
5	SD Powell	18	56.1	0	485	20	24.25
	CL Knight	21	64.2	0	554	20	27.70
7	LA Carseldine	18	55	0	370	18	20.56
8	GH Dockrell	10	38.5	1	301	15	20.07

### 10 DISMISSALS

	Player	Matches	Catches	Stumpings	Dismissals
1	LD Pfeffer	39	19	6	25
2	AJ Gode	60	21	0	21
3	LJ Drennan	18	13	3	16
4	JH Beath	24	13	0	13
5	AA Lockhart-Krause	41	10	2	12
6	ON Lynch	21	11	0	11
	MC Bragg	9	9	2	11
8	SS Kabel	25	10	0	10



Lachlan Pfeffer during the T20 Cup Final.

## SECOND GRADE BATTING - 1000 RUNS

	Player	Matches	Innings	Not Outs	100s	Best Score	Runs	Average
1	GC Brown	141	180	7	6	145	5090	29.42
2	AK Dudgeon	119	149	14	6	182	3781	28.01
3	AJ Brown	123	149	10	2	132	3600	25.90
4	RP Easton	104	117	11	3	195	3083	29.08
5	AR Forbes	126	142	15	1	118*	2897	22.81
6	BC Marrinan	117	127	16	3	121*	2804	25.26
7	MPW Jeh	123	135	25	2	130	2527	22.97
8	FA Short	0	103	6	3	148	2249	23.19
9	DW Picking	7	93	8	0	92*	2146	25.25
10	WC Iszlaub	73	77	12	1	101	2120	32.62
11	OS Gilchrist	43	62	5	4	176	2042	35.82
12	JG Dellit	57	75	6	3	129	2006	29.07
13	WG Chapman	93	103	12	1	120*	1983	21.79
14	WE Nolan	118	148	23	0	92	1953	15.62
15	J Badenhorst	83	87	18	4	146	1848	26.78
16	AG Haupt	100	138	15	0	80	1819	14.79
17	JD Nothdurft	64	77	11	1	141	1808	27.39
18	JF Welsh	40	50	7	3	109	1729	40.21
19	AA Lockhart-Krause	53	69	7	0	94*	1707	27.53
20	NJ King	57	71	12	1	104*	1685	28.56
21	JT Harten	40	48	8	4	204*	1651	41.28
22	GB Acton	58	69	9	1	169*	1643	27.38
23	TGM Baines	70	84	9	1	140	1641	21.88
24	COM Farrell	61	71	15	2	113	1608	28.71
25	C Hoy	85	112	11	0	68	1599	15.83
26	KJ Logan	100	99	14	2	113	1583	18.62
27	BR Jennings	57	72	10	1	100	1531	24.69
28	SS Kabel	58	68	7	1	150*	1525	25.00
29	CF Moncada	46	60	10	1	105	1524	30.48
30	GD Harvey	54	58	7	1	104	1519	29.78
31	PD Whybird	41	53	9	3	137	1479	33.61
32	LT Bell	72	82	11	0	74	1454	20.48
33	RG Perrett	105	91	26	0	94	1439	22.14
34	CR Richards	103	127	15	0	55	1403	12.53
35	RD Haupt	51	72	8	2	151	1402	21.91
36	BJ Adams	52	61	9	1	141	1395	26.83
37	BD Evans	33	42	3	2	105	1362	34.92
	DJ Graham	71	100	4	0	57	1362	14.19
39	MA Wise	44	51	3	2	120	1358	28.29
40	JS Scott	6	96	9	1	134	1350	15.52
41	KL Biggs	45	56	6	0	83*	1334	26.68
42	MJE Wing	49	65	7	1	119	1316	22.69
	FA Vidler	82	98	17	0	74	1316	16.25
44	VR Gray	0	161	29	0	39	1310	9.92
45	DM Khan	73	80	9	1	107	1306	18.39
46	DJ Magee	31	39	6	3	142*	1274	38.61
47	PD West	37	49	9	1	100	1261	31.53
48	MP Kling	52	68	7	0	80	1243	20.38
49	RF Shaw	42	46	1	2	113*	1195	26.56
50	VR Hodge	0	60	7	2	109*	1162	21.92
51	PL Cramb	42	65	6	0	77	1153	19.54
52	TH Nash	103	109	17	0	79*	1149	12.49
53	GW Toshach	24	31	1	5	139	1143	38.10
54	MJ Nicol	30	41	3	3	128*	1122	29.53
55	AJ Lynch	0	107	6	0	58	1115	11.04
56	GN Robins	42	46	6	2	131*	1097	27.43
57	DR Waddell	56	69	5	0	95	1075	16.80
58	OG West	26	35	5	1	100	1047	34.90
59	KLM Harvey	24	30	3	1	124	1041	38.56
60	CS Lane	34	38	6	2	122	1028	32.13
61	TC Scott	36	50	1	1	109	1015	20.71
62	BA Morgan	30	36	1	2	166	1012	28.91
63	EJ Clegg	0	73	4	1	134*	1007	14.59
64	CT Vinson	0	26	2	4	130	1000	41.67



## SECOND GRADE BOWLING - 100 WICKETS

	Player	Matches	Overs	Maidens	Runs	Wickets	Average
1	RAJ Anderson	142	2630	708	6927	346	20.02
2	TH Nash	103	1372	242	3950	271	14.58
3	RG Perrett	105	1839	460	5103	257	19.86
4	MPW Jeh	123	2051	584	5262	235	22.39
5	VR Gray	0	1119	160	3733	233	16.02
6	WE Nolan	118	1008	130	3553	205	17.33
7	GK Moore	77	1082	190	3415	203	16.82
8	JT Corrigan	0	639	1	1831	200	9.16
9	WB Hill	0	739	0	1893	170	11.14
	FA Short	0	638	70	2608	170	15.34
11	AR Forbes	126	1382	263	4681	168	27.86
12	J Badenhorst	83	1089.3	220	3192	161	19.83
13	EJ Clegg	0	540	56	2122	159	13.35
14	WC Iszlaub	73	1395	270	4462	158	28.24
15	FA Vidler	82	677	95	2444	157	15.57
16	CR Leggat	78	997	154	3540	152	23.29
17	C Hoy	85	536	75	1885	132	14.28
18	NT McMahan	47	486	62	1693	126	13.44
19	KJ Logan	100	720	120	2359	124	19.02
20	CS Lane	34	530	125	1460	119	12.27
21	ST Janes	49	950	223	2831	116	24.41
	RV Towner	40	588	83	2083	116	17.96
23	SS Kabel	58	827.1	221	2107	110	19.15
24	CJ Lanagan	31	707	177	1839	108	17.03
25	JG Dellit	57	890.3	263	2417	107	22.59
26	COM Farrell	61	906.3	223	2375	105	22.62
27	A Hendy	0	391	0	1135	101	11.24

## SECOND GRADE FIELDING - 50 DISMISSALS

	Player	Matches	Catches	Stumpings	Total
1	Marrinan BC	117	91	6	97
2	Baines TGM	70	90	6	96
	Chapman WG	93	86	10	96
4	Irving PJ	34	84	10	94
5	Lockhart-Krause AA	53	84	9	93
6	Waddell DR	56	65	9	74
7	Brown GC	141	71	1	72
8	Mitchell TR	38	60	10	70
9	Dudgeon AK	119	69	-	69
	Moore AD	33	67	2	69
11	McLachlan DP	34	63	3	66
12	Jeh MPW	123	63	-	63
13	Forbes AR	126	55	-	55
14	Anderson RAJ	142	52	-	52
	Power GN	28	49	3	52
16	Thorne UD	21	42	9	51
17	Brown AJ	123	50	-	50

## THIRD GRADE FIELDING - 50 DISMISSALS

	Player	Matches	Catches	Stumpings	Total
1	Mitchell TR	69	96	16	112
2	Cowles RA	86	102	8	110
3	Khan DM	175	101	-	101
4	Harten JL	87	89	3	92
5	Manteit SL	56	83	8	91
6	Brown GC	133	86	-	86
7	Chapman WG	113	82	3	85
8	Mitchell GW	121	81	1	82
9	Marrinan A	32	63	8	71
10	Jones LS	170	57	3	60
11	Imrie A	43	55	4	59
12	Lees M	32	47	9	56
14	Lawler SA	119	54	-	54
	Shaw RF	51	53	1	54
16	Hughes J	22	47	3	50

### THIRD GRADE BATTING – 1000 RUNS

	Player	Matches	Innings	Not Outs	100s	Best Score	Runs	Average
1	Brown GC	133	151	8	8	164	5138	35.93
2	Khan DM	175	180	22	5	142	4625	29.27
3	Chapman WG	113	135	17	5	207*	3962	33.58
4	Jones LS	170	266	11	-	73*	3842	15.07
5	Mitchell GW	121	138	13	1	113*	2608	20.86
6	Jennings BR	76	86	13	4	151*	2384	32.66
7	Weir MJ	69	94	11	-	112*	2052	24.72
8	Thomas VF	-	92	5	-	116*	2025	23.28
9	Brown AJ	69	78	6	-	122	1926	26.75
10	Harten JL	87	119	7	-	90	1908	17.04
11	Shaw RF	51	61	6	2	180	1837	33.40
12	Grummitt SD	72	63	12	4	147	1823	35.75
13	Martin SA	31	38	5	2	133	1592	48.24
14	Hickey DK	78	82	15	-	100	1550	23.13
15	Noon IA	78	108	12	-	73	1546	16.10
16	Jeh MPW	89	92	19	1	100	1494	20.47
17	Nolan WE	69	96	11	-	92	1467	17.26
18	Hoy C	74	101	24	-	69	1440	18.70
19	Lawler SA	119	107	27	-	79	1359	16.99
20	Stoddart JM	62	78	11	-	68	1336	19.94
21	Mitchell TR	69	78	10	-	75	1333	19.60
22	Jeha JR	55	54	8	1	103*	1320	28.70
23	Dudgeon AK	32	34	3	4	136	1315	42.42
24	Dawes LA	53	56	6	2	119	1286	25.72
25	Scott TC	42	50	4	-	99	1250	27.17
26	Tacey ASM	38	46	4	-	126*	1226	29.19
27	Law MJ	54	69	6	1	103	1225	19.44
28	Easton KJ	70	84	17	-	58	1203	17.96
29	Holmberg MKW	46	47	3	1	109	1128	25.64
30	Marrinan BC	28	37	4	-	112	1127	34.15
	Proudlove CA	63	59	7	-	87	1127	21.67
32	Graham DJ	51	69	8	-	79*	1099	18.02
33	Meredith S	28	35	5	-	133	1076	35.87
34	Muspratt SR	41	52	12	-	81*	1069	26.73
35	Landry AV	-	38	4	-	113	1068	31.41
36	Martin GF	41	55	4	-	67*	1067	20.92
37	Donker BRJA	52	61	4	1	102	1058	18.56
38	Bramley W	40	48	7	-	116	1057	25.78
39	Bant TR	28	37	4	-	104*	1033	31.30
40	Murphy DG	40	59	2	-	85	1026	18.00
41	Leggat CR	59	70	8	-	103*	1020	16.45
42	Waters G	31	40	2	-	126	1009	26.55
43	Dodson TL	31	33	7	-	179*	1005	38.65

### THIRD GRADE BOWLING - 100 WICKETS

	Player	Matches	Overs	Maidens	Runs	Wickets	Average
1	LS Jones	170	1336	120	5210	369	14.12
2	DW Langdon	66	971	181	3020	228	13.25
3	TM Cramb	86	900.1	124	3308	180	18.38
4	SR Lawler	119	1400	242	4596	176	26.11
5	MPW Jeh	89	1359.5	404	3433	172	19.96
6	GE Baldwin	78	575	37	2436	161	15.13
7	WE Nolan	69	666	86	2537	149	17.03
8	ST Barnard	54	1030	196	3223	143	22.54
9	G Blazak	49	619	116	1940	140	13.86
10	CP Hutton	51	760.4	183	2086	131	15.92
11	DK Hickey	78	923	272	2345	127	18.46
12	VF Thomas	0	423	40	1807	121	14.93
13	MT Stubbings	65	664.4	149	2121	118	17.97
14	ST Janes	45	893	287	2178	115	18.94
15	CA Proudlove	63	704.1	150	2026	111	18.25
	CR Leggat	59	478	78	1588	111	14.31
17	AC Petrie	37	434	62	1583	100	15.83

## FOURTH GRADE BATTING - 1000 RUNS

	Player	Matches	Innings	Not Outs	100s	Best Score	Runs	Average
1	ML Dudgeon	134	171	11	0	93	4287	26.79
2	JM Stoddart	151	176	24	1	108*	4035	26.55
3	LA Dawes	81	91	12	4	146*	3105	39.30
4	BJ Boyd	69	82	12	5	142	2596	37.09
5	BRJA Donker	117	115	13	3	138	2213	21.70
6	MT Blackman	75	83	11	1	101	2189	30.40
7	IM Board	86	117	15	0	89	2083	20.42
8	PG Halpin	76	100	8	1	130	2072	22.52
9	TA Kimball	82	105	7	0	82*	2027	20.68
10	BJ Irwin	77	88	2	1	102*	2007	23.34
11	JS Scott	81	125	14	0	83	1918	17.28
12	MJ Law	77	109	10	0	95	1896	19.15
13	MT Jones	109	104	25	0	94	1836	23.24
14	D Toye	53	70	7	6	160*	1832	29.08
15	K Hegerty	90	117	18	0	95	1785	18.03
16	PD Sherman	62	76	8	2	150	1646	24.21
17	DW Reeves	55	63	11	1	135	1597	30.71
18	WG Chapman	56	60	13	1	106	1563	33.26
19	LB Hutley	77	83	17	0	98	1525	23.11
20	AR Anderson	42	57	6	3	111	1452	28.47
21	JR Jeha	56	66	11	1	140*	1426	25.93
22	NJ Ryall	54	55	4	2	109*	1412	27.69
23	GD Jennings	44	56	8	2	156	1362	28.38
24	SA Toon	59	69	8	0	86	1328	21.77
25	AWC Thompson	40	41	3	1	116	1323	34.82
26	C Hoy	86	99	18	0	71	1310	16.17
27	PJE Nicholson	35	39	3	2	129*	1176	32.67
28	DS Skirving	60	64	11	1	111	1124	21.21
29	GE Baldwin	48	77	2	0	53	1110	14.80
30	CR Leggat	56	65	6	0	87	1080	18.31
31	ML Shinnick	59	67	5	0	99	1077	17.37
32	DM Khan	42	43	3	1	126	1061	26.53
33	MKW Holmberg	25	34	4	3	158	1052	35.07
34	M Gavril	28	42	6	1	101*	1050	29.17
35	L Nikolovski	38	47	4	0	93	1044	24.28
36	CF Kempnich	146	132	41	0	56*	1043	11.46
37	JL Harten	39	58	4	0	82	1009	18.69

## FOURTH GRADE BOWLING - 100 WICKETS

	Player	Matches	Overs	Maidens	Runs	Wickets	Average
1	Kempnich CF	146	1808	487	4651	277	16.79
2	Hoare EL	57	842	143	2720	223	12.20
3	Tucker MG	81	1163	302	2906	216	13.45
4	Hegerty K	90	715	121	2598	161	16.14
5	Barlow SW	36	783	199	2038	138	14.77
6	Boyd BJ	69	687.1	159	1791	136	13.17
7	Irwin MB	68	839	202	2226	124	17.95
	Rogers KR	69	818	153	2302	124	18.56
9	Perrett RG	45	796	207	2033	115	17.68
10	Leggat CR	56	536	103	1603	114	14.06
11	Nolan WE	42	450	51	1734	107	16.21
	Fitzpatrick GN	66	429	71	1381	107	12.91
	Duncan AL	25	332	75	927	107	8.66
14	Francke FM	33	656	158	1631	105	15.53
	Skirving DS	60	635	137	1786	105	17.01
16	Blackman MT	75	603.1	120	1609	104	15.47
	Baldwin GE	48	339	24	1598	104	15.37
18	Oberthur FJ	47	336	24	1462	103	14.19
20	Petrie AC	19	296	37	1144	102	11.22
	Squire R	32	401	84	1160	102	11.37
21	Crispe G	14	204	49	888	100	8.88

## FOURTH GRADE FIELDING - 50 DISMISSALS

	Player	Matches	Catches	Stumpings	Total
1	Jones MT	109	150	26	176
2	Dudgeon ML	134	119	-	119
3	Cowles RA	65	80	29	109
4	Crouch PN	56	88	5	93
5	Donker BRJA	117	89	-	89
6	Shinnick ML	59	72	5	77
7	Stoddart JM	151	73	-	73
8	Vallely IC	38	63	8	71
9	Dawes LA	81	57	-	57
	Hegerty K	90	57	-	57
	Rogers KR	69	57	-	57
12	Scott JS	81	41	11	52
13	Kempnich CF	146	51	-	51

## FIFTH GRADE BATTING - 1000 RUNS

	Player	Matches	Innings	Not Outs	100s	Best Score	Runs	Average
1	BJ Irwin	115	155	9	7	178	4555	31.20
2	RP Kay	83	96	4	3	126	2704	29.39
3	MG McFadden	120	135	18	4	155	2643	22.59
4	KR Rogers	98	107	22	3	139	2613	30.74
5	SA Toon	71	82	8	2	129	2261	30.55
6	CM Skinner	105	109	7	2	113	2067	20.26
7	WR Hamburger	57	67	13	4	138*	1958	36.26
8	MB Irwin	74	76	8	3	127	1921	28.25
9	MT Blackman	62	65	11	3	141*	1781	32.98
10	GF Martin	70	87	11	3	116	1640	21.58
11	BJ Carroll	104	95	27	0	96	1466	21.56
12	J Voll	108	103	19	1	146	1460	17.38
13	LA Dawes	35	42	7	2	123	1378	39.37
14	GD Jennings	33	41	6	4	228*	1362	38.91
15	SE Rankine	51	60	9	1	112	1271	24.92
16	JD O'Connor	45	52	3	1	100	1194	24.37
17	CF Kempnich	76	87	13	0	89	1146	15.49
18	NJ Millard	43	48	12	1	132*	1123	31.19
19	PD Sherman	34	40	9	3	113	1096	35.35
20	JE Robinson	53	61	2	1	120	1015	17.20
	BA Saw	38	44	3	1	102	1015	24.76

## FIFTH GRADE BOWLING - 100 WICKETS

	Player	Matches	Overs	Maidens	Runs	Wickets	Average
1	Carroll BJ	104	1457	301	4467	220	20.3
2	Voll J	108	1138.2	254	3028	200	15.14
3	Kempnich CF	76	1020.5	263	2741	185	14.82
	Rogers KR	98	1035	242	2723	185	14.72
5	Irwin MB	74	1135	345	2560	161	15.9
6	Blackman MT	62	710.4	196	1735	132	13.14
7	Warner LR	63	734	125	2502	114	21.95
8	Martin GF	70	694	148	2031	113	17.97

## FIFTH GRADE FIELDING - 50 DISMISSALS

	Player	Matches	Catches	Stumpings	Total
1	RP Kay	83	82	20	102
2	ML Shinnick	56	83	5	88
3	KR Rogers	98	84	0	84
4	CM Skinner	105	77	2	79
5	MG McFadden	120	63	0	63
6	PJ Hanrahan	43	56	6	62
7	IC Vallely	49	54	6	60
8	BJ Irwin	115	57	0	57
9	KG Tuite	101	54	0	54
10	BJ Carroll	104	53	0	53
11	PN Crouch	20	47	4	51



Taverners after defeating Northern Suburbs by 2 runs in Round One at Peter Easton Oval

## SIXTH GRADE BATTING - 1000 RUNS

	Player	Matches	Innings	Not Outs	100s	Best Score	Runs	Average
1	ML Shinnick	166	160	18	4	137	4215	29.68
2	ML Dudgeon	73	83	5	2	168	2300	29.49
3	JJ Hicks	66	65	5	2	137	2013	33.55
4	MT Blackman	43	46	6	2	234*	1588	39.70
5	MG McFadden	86	92	12	1	108	1557	19.46
6	B Badenhorst	92	93	10	1	104*	1363	16.42
7	MA Friend	61	69	3	0	83	1248	18.91
8	BA Pendergast	67	66	7	0	69	1194	20.24
9	AJ Watkinson	44	46	3	2	153	1126	26.19
10	JD O'Connor	33	42	2	1	103	1069	26.73
11	GC Brown	34	40	1	4	109	1068	27.38
12	SA Rees	71	76	11	0	99	1043	16.05

## SIXTH GRADE BOWLING - 100 WICKETS

	Player	Matches	Overs	Maidens	Runs	Wickets	Average
1	CF Kempnich	197	2151.5	648	4841	393	12.32
2	BT Wilson	72	844.2	188	2369	183	12.95
3	MB Irwin	53	698	187	1732	114	15.19
4	BJ Stinson	42	546.5	162	1407	106	13.27
	B Badenhorst	92	625	133	1760	100	17.60

## SIXTH GRADE FIELDING - 50 DISMISSALS

	Player	Matches	Catches	Stumpings	Total
1	ML Shinnick	166	129	31	160
2	CF Kempnich	197	77	0	77
3	JK Bowe	60	68	2	70
4	AJ Watkinson	44	46	7	53
5	ST Hicks	30	38	12	50



Taverners celebrate another wicket and eventual victory against Sunshine Coast in Round Four

## SUB DISTRICTS / WAREHOUSE BATTING - 1000 RUNS

	Player	Matches	Innings	Not Outs	100s	Best Score	Runs	Average
1	PF Lynch	249	289	28	0	92	4970	19.04
2	IB Dewar	97	122	20	2	128*	3654	35.82
3	WR Hamburger	103	122	19	3	151	3001	29.14
4	LA Dawes	131	167	23	1	101*	2900	20.14
5	MB Irwin	249	232	46	0	72*	2702	14.53
6	SD Farley	110	127	16	1	128	2453	22.10
7	PD Kent	119	160	23	2	126*	2324	16.96
8	CJ Sheehan	85	119	18	1	145	2223	22.01
9	AA Coolwell	74	95	10	3	111*	2177	25.61
10	AR Horgan	58	65	8	3	110*	1892	33.19
11	JK Bowe	52	69	7	1	182*	1829	29.50
12	CS Baldwin	75	82	13	0	99	1759	25.49
13	DW Moorhouse	175	206	28	0	77	1608	9.03
14	PM Horgan	42	42	10	2	120*	1466	45.81
15	KG Tuite	206	200	45	0	50	1402	9.05
16	GM Currie	89	115	13	0	77*	1369	13.42
17	R Musumeci	75	100	10	0	81	1334	14.82
18	JE Boyd	103	114	14	0	63*	1318	13.18
19	RH Jones	164	168	20	0	55	1256	8.49
20	DJ Mackie	161	141	29	0	62*	1212	10.82
21	J Voll	102	106	16	0	67*	1183	13.14
22	BW Rainbow	60	80	5	0	77	1154	15.39
23	SJ French	103	112	24	0	54*	1101	12.51
24	GJ Carlson	70	71	11	0	88*	1096	18.27
25	ML Harvey	48	60	3	1	150	1020	17.89
26	ZT Pendergast	55	62	5	0	77	1005	17.63

## SUB DISTRICTS / WAREHOUSE BOWLING - 100 WICKETS

	Player	Matches	Overs	Maidens	Runs	Wickets	Average
1	DJ Mackie	161	2107.1	515	5390	505	10.67
2	KIR McKay	273	1569.3	150	7422	349	21.27
3	JP Alexander	106	1159.3	233	3610	301	11.99
4	SD Farley	110	1341.2	355	3777	280	13.49
5	KG Tuite	206	1071.5	254	3250	240	13.54
6	IB Dewar	97	1203.4	342	2793	238	11.74
7	GJ Carlson	70	629.4	221	1306	193	6.77
8	MB Irwin	249	863	164	2699	185	14.59
9	J Voll	102	769.1	175	2234	171	13.06
10	RH Jones	164	652.3	121	2083	138	15.09
11	AR Horgan	58	521.4	127	1367	122	11.20
12	MM Hughes	100	692.4	114	2583	113	22.86
13	DK Hickey	29	423	170	792	103	7.69

## SUB DISTRICTS / WAREHOUSE FIELDING - 50 DISMISSALS

	Player	Matches	Catches	Stumpings	Total
1	PD Kent	119	106	36	142
2	PF Lynch	249	120	0	120
3	KG Tuite	206	116	0	116
4	KT Tuite	107	96	18	114
5	MB Irwin	249	112	0	112
6	WR Hamburger	103	96	6	102
7	BW Rainbow	60	56	19	75
8	DW Moorhouse	175	70	0	70
9	DJ Mackie	161	67	0	67
10	JE Boyd	103	65	1	66
11	RB Graham	44	53	11	64
12	KIR McKay	273	62	0	62
13	CJ Sheehan	85	60	1	61
14	JP Alexander	106	60	0	60
15	LA Dawes	131	58	0	58
16	IB Dewar	97	57	0	57
17	SD Farley	110	51	0	51

## OVER 40's GRADE BATTING - 300 RUNS

	Player	Matches	Innings	Not Outs	100s	Best Score	Runs	Average
1	JM Stoddart	71	70	8	0	96	1358	21.90
2	PD Sherman	54	54	6	0	74	1194	24.88
3	DM Khan	20	20	6	0	64*	605	43.21
4	LA Dawes	20	20	1	0	74*	556	29.26
5	WG Chapman	34	33	8	0	68	523	20.92
6	BC Marrinan	19	18	2	0	93*	423	26.44
7	ST Janes	44	37	13	0	73*	386	16.08
8	AA Coolwell	17	15	4	0	47	366	33.27
9	MA Gulliver	26	23	3	0	55*	354	17.70
10	SD Farley	26	22	3	0	60	345	18.16
11	GC Brown	9	9	0	0	95	340	37.78
12	RJM Crawford	27	23	2	0	37	305	14.52
13	P Spence	52	40	10	0	22*	302	10.07

## OVER 40's GRADE BOWLING - 20 WICKETS

	Player	Matches	Overs	Maidens	Runs	Wickets	Average
1	SJ Gode	33	165.1	7	806	51	15.80
2	ST Janes	44	195.4	24	920	47	19.57
3	MF Frame	36	187.5	14	883	38	23.24
4	PD Sherman	54	128.2	4	607	35	17.34
5	RJM Crawford	27	117.1	5	664	34	19.53
6	SD Farley	26	139	21	501	30	16.70
7	BM Dascombe	24	126.4	11	611	24	25.46
8	AA Coolwell	17	102.5	9	432	20	21.60
	MA Gulliver	26	92.2	5	464	20	23.20
	JR Whyte	13	70	8	281	20	14.05
	RV Towner	22	130	23	538	20	26.90

## OVER 40's GRADE FIELDING - 10 DISMISSALS

	Player	Matches	Catches	Stumpings	Total
1	P Spence	52	28	4	32
2	MG Horswill	28	15	6	21
3	PD Sherman	54	18	0	18
	JM Stoddart	71	18	0	18
5	RA Cowles	30	9	5	14
6	ST Janes	44	12	0	12
7	MF Frame	36	11	0	11
	AA Coolwell	17	11	0	11
	WG Chapman	34	10	1	11

## UNDER 19 GRADE BATTING - 500 RUNS

	Player	Era	Matches	Innings	Not Outs	100s	Best Score	Runs	Average	Cat/St
1	SG Law	1984-88	15	17	5	4	202	1129	94.08	10
2	GI Foley	1983-87	21	23	5	2	156	909	50.50	7
3	ML Hayden	1988-91	14	14	2	4	130	736	61.33	14
4	DW Reeves	1990-93	11	11	2	1	119	631	70.11	4
5	MJ Nicol	2004-08	10	10	2	3	115*	614	76.75	4
6	GC Brown	1982-85	18	18	0	1	153	580	32.22	12/1

## UNDER 19 GRADE BOWLING - 25 WICKETS

	Player	Era	Matches	Overs	Maidens	Runs	Wickets	Average	Cat/St
1	JE Bourke	1969-73	26	299	58	872	101	8.63	9
2	J Waldron	1983-87	17	278	70	774	36	21.50	4
3	ID Williamson	1984-88	15	269	59	856	33	25.94	8
4	DW Cottee	1981-85	23	186	45	524	29	18.07	9
5	GI Foley	1983-87	21	185	40	567	25	22.68	7
6	J Badenhorst	2006-09	12	84	13	329	25	13.16	6

## UNDER 18 GRADE BATTING - 750 RUNS

	Player	Era	Matches	Innings	Not Outs	100s	Best Score	Runs	Average
1	WG Chapman	1963-65	32	46	3	2	136	1078	25.07
2	DE Barber	1953-57	43	60	12		91*	1063	22.15
3	MKW Holmberg	1978-83	41	52	3		82	1001	20.43
4	RD Heilbronn	1982-84	18	21	3	3	169	991	55.06
5	GJ Power	1970-74	33	42	4	2	157	963	25.34
6	PA Davis	1986-89	28	34	5		94	962	33.17
7	DW Cottee	1981-84	32	36	4	1	129	959	29.97
8	P Gibson	1966-69	33	45	3	1	102	959	22.83
9	NJ King	1957-60	32	34	10		91	893	37.21
10	DJ Greaves	1948-51	27	34	4	1	115*	830	27.67
11	BS Warlow	1954-58	34	47	6		74	824	20.1
12	A Hooper	1980-83	23	31	3	1	108	797	28.46
13	PC Chatman	1969-74	28	34	2	1	105*	787	24.59
	RP Easton	1950-53	20	30	2	1	114	787	28.11
15	T Long	1956-60	39	54	11		69*	764	17.77

## UNDER 18 GRADE BOWLING - 75 WICKETS

	Player	Era	Matches	Overs	Maidens	Runs	Wickets	Average
1	ST Janes	1974-78	34	555	115	1663	156	10.66
2	BS Warlow	1954-58	34	309	45	1168	115	10.16
3	A Schmidt	1961-63	25	321	66	867	96	9.03
4	DW Langdon	1962-65	38	372	61	1326	95	13.96
5	DE Barber	1953-57	43	254	27	1095	91	12.03
6	NJ Barber	1953-56	28	257	23	868	90	9.64
7	J Herbert	1972-76	30	427	97	1260	90	14.00

## UNDER 18 GRADE FIELDING - 30 DISMISSALS

	Player	Era	Matches	Catches	Stumpings	Total
1	RC Dempster	1955-58	34	18	30	48
2	S Forsyth	1981-84	32	41	4	45
3	BC Marrinan	1973-76	18	30	10	40
	SA Lakeland	1997-99	14	38	2	40
5	WG Chapman	1963-65	32	29	3	32
	R Mantell	1964-67	23	22	10	32
	GN Power	1970-74	21	29	3	32
	C Atkinson	1984-86	15	27	5	32
9	DE Barber	1953-57	43	30	1	31
	D Toye	1976-78	16	30	1	31
11	LMD Hill	1998-99	12	29	1	30



Six players debuted for Ladies First Grade against Sandgate-Redcliffe in Round 10 at Peter Easton Oval



## UNDER 16/17/18 LORD'S TAVERNERS GRADE BATTING - 500 RUNS

	Player	Matches	Innings	Not Outs	100s	Best Score	Runs	Average
1	TG Irvine	18	21	4	7	210	1529	89.94
2	GT Chapman	20	24	4	3	128	1015	50.75
3	CE Fitzgerald	23	20	2	1	113	788	43.78
4	NM McGill	20	20	2	3	113	744	41.33
5	ON Lynch	15	14	3	2	126*	639	58.09
6	SA Somerville	17	21	3	1	172	604	33.56
7	JD Wildermuth	15	14	1	2	147	554	42.62
8	HD Weibgen	19	18	2	0	55	553	34.56
9	DG Hutcheon	16	22	3	0	94	537	28.26
10	JS Neill	14	13	2	2	105	514	46.73
11	SW Purvis	16	18	2	0	71	502	31.38

## UNDER 16/17/18 LORD'S TAVERNERS GRADE BOWLING - 30 WICKETS

	Player	Matches	Overs	Maidens	Runs	Wickets	Average
1	CD Raimondi	17	287	72	750	49	15.31
2	AH Barlow	15	265	66	688	40	17.20
	DM Whyte	14	141.4	42	345	40	8.63
4	JG Dellit	18	184	42	492	34	14.47
5	MP Robinson	18	219	69	516	33	15.64
	ST Wade	19	320	60	1014	32	31.69
	PA Patel	14	217.3	54	684	30	22.80

## UNDER 16/17/18 GRADE FIELDING - 20 DISMISSALS

	Player	Matches	Catches	Stumpings	Total
1	JD Street	17	29	2	31
2	DP McLachlan	16	25	5	30
3	DB Viney	14	23	0	23
	LMD Hill	18	19	4	23
5	ML Shinnick	16	9	12	21
	T Douglass	11	15	6	21

## SCHOOLBOY (UNDER 15) GRADE BATTING

	Player	Era	Matches	Innings	Not Outs	Best Score	Runs	Average	Cat/St
1	G McEwan	1971-74	24	25	4	122	980	46.67	12
2	GN Power	1970-73	26	23	2	129	847	40.33	7
3	LT Bell	1964-68	16	23	5	113*	846	47.00	6
4	GR Kruger	1966-70	30	35	9	104	647	24.88	5
5	N Anderson	1957-59	21	30	2	78	588	21.00	7

## SCHOOLBOY (UNDER 15) GRADE BOWLING

	Player	Era	Matches	Overs	Maidens	Runs	Wickets	Average	Cat/St
1	GR Kruger	1966-70	30	219	25	786	70	11.23	5
2	R Barber	1957-59	14	138	10	456	56	8.14	5



Sierra Jeh was part of the Queensland Under 15 team that won the National Championships.

## WOMEN'S FIRST GRADE BATTING - 750 RUNS

	Player	Matches	Innings	Not Outs	100s	Best Score	Runs	Average
1	VL Pickering	90	94	23	6	114*	2676	37.69
2	MM Brandon	93	94	13	3	156	2225	27.47
3	TE Brown	46	51	6	4	143*	1969	43.76
4	LJ Randall	69	59	5	2	105	1489	27.57
5	KL Rich	46	39	6	1	104*	1371	41.55
6	SL Bow	44	49	8	0	84	1099	26.80
7	CG Kross	45	46	5	1	126*	1030	25.12
8	CR Knott	52	46	4	2	129*	1007	23.98
9	K Sutherland	31	29	8	1	102	917	43.67
10	LA Scott	54	38	6	0	78	886	27.69
11	SE Woolway	80	75	7	0	71	883	12.99
12	ML White	29	26	7	0	88*	815	42.89
13	M Stephenson	30	34	4	1	108	795	26.50

## WOMEN'S FIRST GRADE BOWLING – 50 WICKETS

	Player	Matches	Overs	Maidens	Runs	Wickets	Average
1	SL Bow	44	642	145	1268	131	9.68
2	SE Woolway	80	751	172	1910	108	17.69
3	TE Brown	46	467	89	1351	104	12.99
4	VL Pickering	90	479	104	1325	98	13.52
5	LJ Weller	69	479	86	1511	87	17.37
6	LJ Randall	69	262	18	1136	68	16.71
7	CR Coulson	66	265.4	25	1121	63	17.79
8	CG Kross	45	437	101	1089	61	17.85
9	KL Rich	46	386	85	964	60	16.07

## WOMEN'S FIRST GRADE FIELDING - 20 DISMISSALS

	Player	Matches	Catches	Stumpings	Total
1	MM Brandon	93	62	35	97
2	JA Bradley	38	25	11	36
3	SE Woolway	80	27	0	27
4	RA Wotherspoon	17	14	11	25
5	VL Pickering	90	21	3	24
6	LJ Weller	69	23	0	23
7	SL Bow	44	22	0	22
8	CR Knott	52	20	0	20
	LA Scott	54	20	0	20

## WOMEN'S SECOND GRADE BATTING - 300 RUNS

	Player	Matches	Innings	Not Outs	100s	Best Score	Runs	Average
1	CN Lewis	52	48	5	0	74	1035	24.07
2	CR Coulson	33	31	2	0	66	626	21.59
3	J O'Brien	25	25	10	0	98*	535	35.67
4	B Fisher	26	21	8	1	106	445	34.23
5	CA Musk	30	22	8	0	50*	440	31.43
6	M Stephenson	20	17	4	1	104*	418	32.15
7	GM Moloney	16	20	4	0	52	401	25.06
8	N Irwin	27	29	1	0	42	362	12.93
9	MT Kelly	18	18	2	0	65	357	22.31

## WOMEN'S SECOND GRADE BOWLING – 30 WICKETS

	Player	Matches	Overs	Maidens	Runs	Wickets	Average
1	D Huckstadt	33	720	327	817	142	5.75
2	B Melbourne	16	295	79	492	63	7.81
3	CR Coulson	33	166	37	461	55	8.38
4	B Fisher	26	244	70	459	54	8.50
5	M Stephenson	20	184	59	295	39	7.56
6	K Griffin	19	202	89	204	36	5.67
7	J Ellis	10	212	72	311	33	9.42
8	JE Cope	31	111.5	6	478	31	15.42

## WOMEN'S SECOND GRADE FIELDING - 10 DISMISSALS

	Player	Matches	Catches	Stumpings	Total
1	T Kavanagh	19	21	1	22
2	CN Lewis	52	16	3	19
3	FH Tiel	26	18	0	18
4	D Huckstadt	33	16	0	16
5	CA Musk	30	11	0	11
	AE Barker	22	11	0	11

## **BEST INDIVIDUAL PERFORMANCES**

### **HIGHEST SCORE**

First Grade	CF Morgan	258*	1904-05
First Grade – One Day Games	ML Hayden	167	2003-04
First Grade – Twenty 20 Games	AJ Gode	179	2019-20
Second Grade	JT Harten	204*	1965-66
	MP DuPayne	204	1991-92
Third Grade	S Perkins	211	1982-83
Fourth Grade	MH Mossop	197	1936-37
Fifth Grade	DS Skirving	233*	1979-80
Sixth Grade:	MT Blackman	234*	2015-16
Sub Districts/Warehouse	AWC Thompson	197	2010-11
Over 40's Grade	CS Baldwin	98*	2008-09
Sunday T20 Legends	OS Gilchrist	95*	2013-14
Under 19 Grade	SG Law	202*	1986-87
Under 18 Grade	RD Heilbronn	169	1983-84
Under 16/17 L/T Grade	TG Irvine	210	1993-94
"Schoolboy" Grade	GN Power	129	1972-73
Women's First Grade	MM Brandon	156	2000-01
Women's Second Grade	B Fisher	106	1982-83
Youth Girls Competition	AL Harris	71	2019-20

### **HIGHEST AGGREGATE RUNS**

First Grade	NJ Kruger	903	2005-06
First Grade - One Day Games	ML Hayden	409	1989-90
Fist Grade – T20	AJ Gode	460	2018-19
Second Grade	GC Brown	743	1989-90
Third Grade	WG Chapman	905	1977-78
Fourth Grade	D Toye	746	1982-83
Fifth Grade	BJ Irwin	610	1993-94
Sixth Grade	ML Dudgeon	824	2011-12
Sub Districts/Warehouse	IB Dewar	759	2012-13
Over 40's Grade	JM Stoddart	188	2007-08
Sunday T20 Legends	OS Gilchrist	178	2015-16
Under 19 Grade	SG Law	444	1986-87
Under 18 Grade	GJ Power	656	1973-74
Under 16/17 L/T Grade	TG Irvine	1,054	1993-94
"Schoolboy" Grade	GN Power	536	1972-73
Women's First Grade	K Sutherland	701	2018-19
Women's Second Grade	J O'Brien	317	1985-86
Youth Girls Competition	DG Bateman	150	2019-20

### **BEST BATTING AVERAGE**

First Grade	R MacDonald	203.00	1898-99
First Grade - One Day Games	GI Foley	102.67	1989-90
First Grade – T20	AJ Gode	100.00	2017-18
Second Grade	TM Khan	85.75	1988-89
Third Grade	SA Martin	84.50	2003-04
Fourth Grade	M Gavril	80.50	1985-86
Fifth Grade	NJ Millard	81.00	2003-04
Sixth Grade	SA Edge	61.75	1994-95
Sub Districts/Warehouse	DJ Doak	57.67	1992-93
Over 40's Grade	JM Stoddart	71.00	2002-03
Sunday T20 Legends	JA Maddox	136.00	2014-15
Under 19 Grade	SG Law	222.00	1986-87
Under 18 Grade	RD Heilbronn	61.63	1983-84
Under 16/17 L/T Grade	TG Irvine	131.75	1993-94
"Schoolboy" Grade	GR Kruger	62.16	1969-70
Women's First Grade	VL Pickering	78.17	1994-95
Women's Second Grade	EAJ Reppion	53.50	2017-18
Youth Girls Competition	DG Bateman	50.00	2019-20

## HIGHEST AGGREGATE WICKETS

First Grade	JW McLaren	73	1910-11
First Grade - One Day Games	CJ Lanagan	19	1996-97
	DR Turner	19	1997-98
First Grade – T20	LW Feldman	11	2018-19
	JM Dascombe	11	2018-19
	Z Jeh	11	2019-20
Second Grade	A Hendy	62	1904-05
Third Grade	LS Jones	65	1955-56
Fourth Grade	G Crispe	100	1964-65
Fifth Grade	KR Rogers	51	1985-86
Sixth Grade	BJ Stinson	49	2011-12
Sub Districts/Warehouse	JP Alexander	62	2013-14
Over 40's Grade	SD Farley	9	2004-05
Sunday T20 Legends	AJ Brown	9	2014-15
	CJ Lanagan	9	2019-20
Under 19 Grade	JE Bourke	42	1971-72
Under 18 Grade	ST Janes	68	1976-77
Under 16/17 L/T Grade	CD Raimondi	36	2001-02
"Schoolboy" Grade	R Barber	38	1958-59
Women's First Grade	SL Bow	50	1999-00
Women's Second Grade	D Huckstadt	51	1983-84
Youth Girls Competition	E Appleyard	5	2019-20

## BEST BOWLING AVERAGE

First Grade	JW McLaren	4.50	1912-13
First Grade - One Day Games	DR Turner	7.94	1997-98
First Grade – T20	LW Feldman	7.67	2012-13
Second Grade	VM Mylne	6.67	1932-33
Third Grade	SJ Ferguson	6.04	1946-47
Fourth Grade	DG Kirkman	5.48	1959-60
Fifth Grade	BJ Boyd	6.51	1999-00
Sixth Grade	DK Hickey	7.00	1993-94
Sub Districts/Warehouse	GJ Carlson	5.68	2015-16
Over 40's Grade	GC Brown	3.00	2010-11
Sunday T20 Legends	GC Brown	3.33	2017-18
Under 19 Grade	JE Bourke	5.78	1971-72
Under 18 Grade	GK McKenzie	7.18	1956-57
Under 16/17 L/T Grade	MKS Smith	10.05	1995-96
"Schoolboy" Grade	A Green	5.23	1961-62
Women's First Grade	TE Brown	6.79	1998-99
Women's Second Grade	D Huckstadt	3.33	1985-86
Youth Girls Competition	E Appleyard	18.60	2019-20

## MOST CATCHES

First Grade	BM Shinnick	39	1996-97
First Grade - One Day Games	PJ Drinnen	13	1989-90
First Grade – T20	LD Pfeffer	6	2016-17
	ON Lynch	6	2018-19
	LD Pfeffer	6	2018-19
Second Grade	PJ Irving	31	1989-90
	DP McLachlan	31	2016/17
Third Grade	MJ Collins	30	1974-75
Fourth Grade	LK Trotter	33	1964-65
Fifth Grade	PN Crouch	35	1994-95
Sixth Grade	JK Bowe	28	2014-15
Sub Districts/Warehouse	WR Hamburger	31	1997-98
Over 40's Grade	P Spence	6	2001-02
Sunday T20 Legends	OS Gilchrist	6	2016-17
Under 19 Grade	BM Shinnick	11	1991-92
Under 18 Grade	SA Lakeland	34	1997-98
Under 16/17 L/T Grade	JD Street	27	1998-99
"Schoolboy" Grade	P Dunlop	10	1973-74
Women's First grade	MM Brandon	11	2001-02
Women's Second Grade	T Kavanagh	13	1985-86
Youth Girls Competition	DG Bateman	3	2019-20

## MOST STUMPINGS

First Grade	RD Pyke	13	1904-05
First Grade - One Day Games	PW Anderson	4	1984-85
	PJ Drinnen	4	1991-92
First Grade – T20	AA Lockhart-Krause	2	2007-08
	MC Bragg	2	2008-09
	LD Pfeffer	2	2018-19, 2019-20
Second Grade	W Duncan	14	1931-32
Third Grade	PW Nilon	14	1954-55
Fourth Grade	RA Potter	9	1934-35
	RA Cowles	9	1983-84
	E Lamke	9	1985-86
Fifth Grade	M Denholm	16	1982-83
Sixth Grade	ST Hicks	9	2018/19
Sub Districts/Warehouse	PD Kent	9	1999-00, 2002-03, 2004-05
Over 40's Grade	RA Cowles	3	2006-07
	MG Horswill	3	2018-19
Sunday T20 Legends	OS Gilchrist	5	2014-15
Under 19 Grade	MJ Collins	2	1973-74
	MD Norris	2	1988-89
	GW Mitchell	2	1990-91
	AJ Watkinson	2	1996-97
Under 18 Grade	RC Dempster	14	1955-56
Under 16/17 L/T Grade	ML Shinnick	7	1992-93
"Schoolboy" Grade	K Marr	15	1958-59
Women's First Grade	RA Wotherspoon	11	2019-20
Women's Second Grade	KA White	3	2015-16
Youth Girls Competition	Nil		

## HIGHEST TEAM SCORES

First Grade	9/490	1994-95
First Grade – One Day Games	5/367	2002-03
First Grade – Twenty 20 Games	5/261	2018-19
Second Grade	460	1990-91
Third Grade	443	1986-87
Fourth Grade	551	2006-07
Fifth Grade	9/574	1991-92
Sixth Grade	6/508	1992-93
Sub Districts/Warehouse	8/442	2002-03
Over 40's Grade	3/266	2013-14
Sunday T20 Legends	1/189	2013-14
Under 19 Grade	6/542	1984-85
Under 18 Grade	427	1989-90
Under 16/17 L/T Grade	4/526	1993-94
"Schoolboy" Grade	249	1972-73
Women's First Grade	9/404	1994-95
Women's Second Grade	2/215	2019-20
Youth Girls Competition	6/185	2019-20



 qldpremiercricket

Mikayla Hinkley's 112 not out helped First Grade defeat Sandgate-Redcliffe in Round 21.

## HIGHEST PARTNERSHIPS

(Partnerships of over 50 only in Premiership & Championship Matches unless noted otherwise\*)

### FIRST GRADE

1st Wicket	RM Levy	LPD O'Connor	282*	1931-32
2nd Wicket	ML Hayden	AJ Brown	272	1991-92
3rd Wicket	ML Hayden	AB Henschell	249	1992-93
4th Wicket	ML Hayden	LA Carseldine	314	1994-95
5th Wicket	LPD O'Connor	AB Mossop	284	1930-31
6th Wicket	JT Harten	DE Wise	174	1947-48
7th Wicket	CF Morgan	RW Eve	278*	1904-05
8th Wicket	LD Pfeffer	LW Feldman	146	2017-18
9th Wicket	LA Carseldine	MJ Petrie	134	2011-12
10th Wicket	JD Wildermuth	MJ Petrie	97	2012-13

### FIRST GRADE ONE DAY COMPETITION MATCHES\*

1st Wicket	TG Irvine	NJ Kruger	181	2006-07
2nd Wicket	ML Hayden	LA Carseldine	198	2003-04
3rd Wicket	KC Wessels	AB Henschell	200	1983-84
4th Wicket	SG Law	CM Ephraims	154	1987-88
5th Wicket	AN Brown	PW Anderson	131*	1985-86
6th Wicket	AA Lockhart-Krause	LD Pfeffer	111	2014-15
7th Wicket	T Irvine	LA Carseldine	167	2001-02
8th Wicket	AK Dudgeon	MC Bragg	103	2004-05
9th Wicket	JM Walker	PT McPhee	61	1987-88
10th Wicket	DR Turner	JH Dawes	54	2002-03

### FIRST GRADE TWENTY 20 COMPETITION MATCHES\*

1st Wicket	LD Pfeffer	AJ Gode	149	2019-20
2nd Wicket	LD Pfeffer	JH Beath	138	2019-20
3rd Wicket	JH Beath	NG Stevens	99	2019-20
4th Wicket	LA Carseldine	JD Wildermuth	93	2013-14
5th Wicket	JS Neill	MT Steketee	80	2018-19
6th Wicket	AA Lockhart-Krause	SS Kabel	46*	2013-14
7th Wicket	DP McLachlan	CL Knight	51*	2019-20
8th Wicket	JG Dellit	AJ Gode	36*	2007-08
9th Wicket	DP McLachlan	DC Mullen	35	2018-19
10th Wicket	JM Dascombe	DC Mullen	69*	2018-19

### SECOND GRADE

1st Wicket	AJ Brown	PJ Irving	198	1991-92
2nd Wicket	LR Stutter	OG West	240	2019-20
3rd Wicket	LN Hegvold	KL Biggs	212	1964-65
4th Wicket	RP Easton	DJ Magee	325	1969-70
5th Wicket	JG Dellit	AR Forbes	177	2002-03
6th Wicket	SD Hancock	MPW Jeh	176	1988-89
7th Wicket	WJ Greinke	DR Waddell	152	1961-62
8th Wicket	JT Harten	WG Chapman	148	1965-66
9th Wicket	MP Du Payne	PL Symonds	212	1991-92
10th Wicket	AJ Gode	CA Proudlove	197	2007-08

### THIRD GRADE

1st Wicket	GT Chapman	C Simpson	246	1994-95
2nd Wicket	AJ Brown	RF Shaw	216	2004-05
3rd Wicket	WG Chapman	N McAuliffe	266	1977-78
4th Wicket	OS Gilchrist	GO Jones	247	2001-02
5th Wicket	PD Sherman	GW Mitchell	200	1991-92
6th Wicket	DM Khan	JD Street	174*	2000-01
7th Wicket	S Aitken	M Gordon	152	1986-87
8th Wicket	CR Leggat	T Drummond	145	1973-74
9th Wicket	BM Shinnick	PE Lewis	93	1991-92
10th Wicket	R Hough	RV Salmon	97	1946-47

### FOURTH GRADE

1st Wicket	D Sinnamon	R Logan	256	1963-64
2nd Wicket	LM Boncompagni	WA Garske	209	2018-19
3rd Wicket	WJ Bramley	RL McKenna	209	1995-96
4th Wicket	BN Quinn	PG Halpin	168	1978-79
5th Wicket	MA Wise	J Meldrum	177	1972-73
6th Wicket	AR Anderson	J Stevenson	169	1974-75
7th Wicket	JM Stoddart	IB Dewar	121	1995-96
8th Wicket	MT Jones	AC Lynch	113	2014-15
9th Wicket	K Hockley	B Austin	128	1989-90
10th Wicket	MT Stubbings	LJG McRae	134	2019-20

### FIFTH GRADE

1st Wicket	TJ Tummon	JB Neill	222	1999-00
2nd Wicket	SA Edge	LA Dawes	216	1992-93
3rd Wicket	JS Neill	BRJA Donker	217	2013-14
4th Wicket	MJ Dearness	DS McMillan	223	2010-11
5th Wicket	NM Francis	JM Francis	226	2013-14
6th Wicket	T Hicks	T Brown	213	1987-88
7th Wicket	DJ Cross	D Lumb	133	1981-82
8th Wicket	KR Rogers	J Voll	197	1991-92
9th Wicket	M Stegman	I Smith	120	1980-81
10th Wicket	CI Weatherley	LR Warner	118*	1998-99

### SIXTH GRADE

1st Wicket	WR Hawkins	TA Kimball	182	1996-97
2nd Wicket	AJ Raven	R Oswald	230	1992-93
3rd Wicket	MT Blackman	KE Bailey	353*	2015-16
4th Wicket	DG Larke	HG Whyte	153	2016-17
5th Wicket	DC Souter	MJ Ogilvie	148	1992-93
6th Wicket	GB Minns	D Russell	111	1992-93
7th Wicket	B Badenhorst	P Singh	175	2018-19
8th Wicket	SA Rees	KJ Coleman	89	2019-20
9th Wicket	CJ Arnold	HJ Thompson	99	2012-13
10th Wicket	NJ Condon	MD Cook	106*	1998-97

### SUB DISTRICTS / WAREHOUSE

1st Wicket	PD Kent	GM Currie	227*	1991-92
2nd Wicket	R Knights	GN Fitzpatrick	192	1977-78
3rd Wicket	PM Horgan	BA Pendergast	231*	2016-17
4th Wicket	JK Bowe	RB Graham	149	2008-09
5th Wicket	JK Bowe	JE Boyd	219*	2011-12
6th Wicket	IB Dewar	SD Farley	179	2002-03
7th Wicket	AA Coolwell	DJE Sulzer	191	2011-12
	SDM Fleming	SR Niven	191	2012-13
8th Wicket	DW Moorhouse	JE Boyd	130	2015-16
9th Wicket	ZT Pendergast	MB Irwin	69	2013-14
10th Wicket	MM Hughes	TB Gibson	39	2017-18

### OVER 40's GRADE

1st Wicket	JM Stoddart	WG Chapman	152	2007-08
2nd Wicket	JM Stoddart	PD Sherman	102	1999-00
3rd Wicket	JM Stoddart	SD Farley	148	2004-05
4th Wicket	WR Hamburger	WG Chapman	78*	2009-10
5th Wicket	WR Hamburger	JR Whyte	79	2019-20
6th Wicket	ST Janes	L Poustie	97	2006-07
7th Wicket	RH Jones	PR Fryer	40*	2001-02
8th Wicket	P Spence	PE Lewis	44	2008-09
9th Wicket	P Spence	S Brandon	38	2009-10
10th Wicket	NI Harvey	BM Dascombe	46	2014-15

## LEGENDS T20 GRADE

1st Wicket	BM Shinnick	SG Law	70	2017-18
2nd Wicket	OS Gilchrist	AK Dudgeon	173*	2013-14
3rd Wicket	OS Gilchrist	DW Cottee	72*	2018-19
4th Wicket	JA Maddox	AA Coolwell	62	2014-15
5th Wicket	MP Du Payne	DW Cottee	66*	2017-18
6th Wicket	MP Du Payne	GW Mitchell	42	2013-14
7th Wicket	AJ Brown	GC Brown	32	2019-20
8th Wicket	JA Maddox	CJ Lanagan	28	2015-16
9th Wicket	AA Coolwell	DR Turner	28	2012-13
10th Wicket	RAJ Anderson	DR Turner	6*	2019-20
	RAJ Anderson	DR Turner	6	2013-14

## UNDER 19 GRADE

1st Wicket	BA Morgan	LD Pfeffer	203*	2008-09
2nd Wicket	ML Hayden	B Kincaide	135	1990-91
3rd Wicket	SG Law	JM Walker	151	1985-86
4th Wicket	SG Law	GC Brown	162	1984-85
5th Wicket	MP Wade	T Anderson	103	1993-94
	M Denholm	DM Khan	103	1985-86
	TG Irvine	MT Richardson	103	1995-96
6th Wicket	TG Irvine	TC Scott	124	1995-96
7th Wicket	JM Stoddart	A Kerr	77	1981-82
8th Wicket	T Wolski	A Moran	94	1993-94
9th Wicket				
10th Wicket	K Bedford	RJ Toovey	61	1971-72

## UNDER 18 GRADE

1st Wicket	WG Chapman	GJ Saxby	184	1964-65
2nd Wicket	BC Marrinan	GD Harvey	176	1974-75
3rd Wicket	GW Mitchell	T Knox	241	1989-90
4th Wicket	A Milosevic	T Knox	159	1989-90
5th Wicket	M Griffen	P Gibson	164	1968-69
6th Wicket	PA Davis	MP Du Payne	140	1987-88
7th Wicket	DS Cuddihy	BM Shinnick	104	1990-91
8th Wicket	BA Clarke	T Rynders	115*	2003-04
	RD Heilbronn	J Waldron	115	1982-83
9th Wicket	A Gibson	D Hobson	122	1966-67
10th Wicket	KLM Harvey	AR Townsley	71	1999-00

## UNDER 16/17/18 LORD'S TAVERNERS GRADE

1st Wicket	GT Chapman	MA Baker	162	1993-94
2nd Wicket	TG Irvine	SP Myers	221	1993-94
3rd Wicket	TA Collier	FS Thomasson	193	2018-19
4th Wicket	GT Chapman	D Hedditch	150	1993-94
5th Wicket	JS Neill	HC McNeilly	153	2013-14
6th Wicket	JD Wildermuth	TF Whip	266	2010-11
7th Wicket	TJ Frisby	BA Clarke	203	2002-03
8th Wicket	NM McGill	MX Gonzalez	70	2016-17
9th Wicket	LG Petersen	HP Willmington	103*	2014-15
10th Wicket	DF Butt	AA Marriott	72	1997-98

## SCHOOLBOY (UNDER 15) GRADE

1st Wicket	T Drummond	GJ Power	135	1970-71
2nd Wicket	G McEwan	GD Harvey	117	1973-74
3rd Wicket	G McEwan	T Osborne	116	1973-74
4th Wicket	R Brown	A Schmidt	180	1958-59
5th Wicket	J Barker	D McKie	112	1970-71
6th Wicket	LT Bell	R Lavery	115	1966-67
7th Wicket	GN Power	M Dall	84	1971-72
8th Wicket				
9th Wicket				
10th Wicket	LT Bell	M Porter	57	1966-67



## WOMEN'S FIRST GRADE

1st Wicket	TE Brown	MM Brandon	286	1998-99
2nd Wicket	LJ Randall	K Sutherland	115	2018-19
3rd Wicket	VL Pickering	KL Rich	187	1994-95
4th Wicket	TE Brown	G Hall	149	1998-99
5th Wicket	CR Knott	JA Bradley	157	2017-18
6th Wicket	VL Pickering	G Hall	185	1996-97
7th Wicket	EP Vallance	CN Lewis	47	2019-20
8th Wicket	LJ Randall	EAJ Reppion	64	2016-17
9th Wicket	NEE Lynch	EJ Charman	24	2017-18
10th Wicket	GA Bond	S Jeh	28	2019-20

## WOMEN'S SECOND GRADE

1st Wicket	CR Knott	KA White	69	2015-16
2nd Wicket	J O'Brien	M Stephenson	178	1985-86
3rd Wicket	SA Martin	AG Childs	76*	2019-20
4th Wicket	CN Lewis	NJ Wills	97	2016-17
5th Wicket	MT Kelly	JE Cope	66	2016-17
6th Wicket	NJ Wills	MB Ryan	52	2016-17
7th Wicket	A Van Eyk	MA O'Connell	58	1985-86
8th Wicket	FH Tiel	T Campbell	50	1983-84
9th Wicket	AE Barker	S Jeh	45*	2018-19
10th Wicket	MT Kelly	CE Denais	19	2016-17

## YOUTH GIRLS COMPETITION

1st Wicket	AL Harris	FY Goodwin	96	2019-20
2nd Wicket	AL Harris	AJ Pollack	23	2018-19
3rd Wicket	AL Harris	AJ Pollack	74	2018-19
4th Wicket	AL Harris	AE Spencer	40	2018-19
5th Wicket	AL Harris	VM Lakkoju	38	2018-19
6th Wicket	DG Bateman	ED O'Kane	20	2019-20
7th Wicket	DG Bateman	BH Ryan	22*	2019-20
8th Wicket	BA Lyons	A Gardner	11	2018-19
9th Wicket	BH Ryan	EL Smith	1*	2019-20
10th Wicket				

## PJ FRAWLEY MEMORIAL SHIELD

Highest Batting Partnership Recorded Each Season by Valley Players in Q.C.A. Fixture Matches from 1949-50 to 1960-61

Season	Players	Grade	Wicket	Runs
1949-50	DJ Greaves & E Cairns	Intermediate	Fifth	140
1950-51	R Jones & RR Shackleton	Intermediate	Third	124
1951-52	RP Easton & A McGill	Intermediate	Third	129
1952-53	JT Harten & RD Haupt	A	Second	135
1953-54	GB Nilsson & JK Bell	Intermediate	First	173
1954-55	JT Harten & DF Simpson	A	Third	128
1955-56	JG Collings & DR Grimwade	Reserve	Sixth	126
1956-57	JT Harten & CR Hossack	A	Fifth	135
1957-58	RD Haupt & BG Gibbs	Reserve	Third	196
1958-59	R Brown & A Schmidt	Schoolboy	Fourth	180*
1959-60	NJ King & L Hauritz	Intermediate	Second	111
1960-61	JT Harten & GM Egan	A	Third	188



Lexie Muller represented Queensland Country.

## CR THORNE MEMORIAL SHIELD

Highest Batting Partnership Recorded Each Season by Valley Players in Q.C.A. Fixture Matches from 1961-62

Season	Players	Grade	Wicket	Runs
1961-62	WJ Grienke & DR Waddell	Reserve	Seventh	153
1962-63	WE Nolan & DG Kirkman	B	Fifth	127
1963-64	D Sinnamon & R Logan	C	First	256
1964-65	KL Biggs & LN Hegvold	Reserve	Third	212
1965-66	D Crane & TM Gannon	Reserve	Third	174
1966-67	JT Harten & ND Campbell	Reserve	Sixth	129
1967-68	JL Harten & KM Gunn	B	Second	123
1968-69	BR Leggat & SR Muspratt	B	Fourth	172
1969-70	RP Easton & D Magee	Reserve	Fourth	325
1970-71	WG Chapman & M Griffen	Reserve	Third	148
	CS Lane & D Magee	Reserve	Third	148
1971-72	R Hall & LT Bell	B	Fourth	198
1972-73	J Meldrum & MA Wise	C	Fifth	177
1973-74	CS Lane & T Sims	Reserve	Second	145
	CR Leggat & T Drummond	B	Eighth	145
1974-75	BC Marrinan & GD Harvey	Intermediate	Second	176
1975-76	G Waters & DS Skirving	B	Fourth	159
1976-77	KE Dudgeon & GJ Madders	A	Fourth	137
1977-78	WG Chapman & N McAuliffe	B	Third	266
1978-79	GM Egan & MA Wise	Second	Fourth	228
1979-80	DS Skirving & LA Dawes	Fifth (1)	Fourth	207
1980-81	C New & D Lee	Fifth (2)	First	164
1981-82	KC Wessels & GJ Madders	First	First	177
1982-83	AN Brown & TM Khan	First	Second	219
1983-84	D Toye & S Meredith	Third (1)	First	232
1984-85	AB Henschell & JF Welsh	First	Second	212
1985-86	AB Henschell & KC Wessels	First	Fourth	174
1986-87	M Gordon & LA Dawes	Fourth	Third	201
1987-88	PL Graham & BN Quinn	Second (1)	Fourth	216
1988-89	WG Chapman & W Leader	Fourth	Third	196
1989-90	GW Mitchell & T Knox	Under 18	Third	241
1990-91	SG Law & ML Hayden	First	Second	271
1991-92	ML Hayden & AJ Brown	First	Second	272
1992-93	ML Hayden & AB Henschell	First	Third	249
1993-94	TG Irvine & SP Myers	Under 16	Second	221
1994-95	ML Hayden & LA Carseldine	First	Fourth	314
1995-96	WJ Bramley & RL McKenna	Fourth	Third	209
1996-97	ML Hayden & LA Carseldine	First	Second	233
1997-98	AR Forbes & WJ Bramley	Third (1)	Third	198
1998-99	TE Brown & MM Br&on	Women's 1st	First	286
1999-00	TJ Tummon & JB Neill	Fifth (1)	First	222
2000-01	JB Neill & AK Dudgeon	Third	Third	213
2001-02	OS Gilchrist & GO Jones	Third	Fourth	247
2002-03	OS Gilchrist & BM Shinnick	First	Fifth	279
2003-04	AJ Brown & TC Scott	Second	First	169
2004-05	AJ Brown & RF Shaw	Third (2)	Second	216
2005-06	NJ Kruger & MC Bragg	First	Fourth	216
2006-07	AK Dudgeon & JG Dellit	Second	Third	198
2007-08	NJ Kruger & LA Carseldine	First	Second	239
2008-09	BA Morgan & L Pfeffer	Under 19	First	203*
2009-10	MA Macionis & JP Alexander	Sub Districts	Third	180
2010-11	JD Wildermuth & TF Whip	Under 18 L/T	Sixth	266
2011-12	JK Bowe & JE Boyd	Sub Districts	Fifth	219*
2012-13	AJ Gode & JT Spargo	First	Third	232
2013-14	NM & JM Francis	Fifth	Fifth	226
2014-15	MJE Wing & JS Neill	Second	Second	207
2015-16	MT Blackman & KE Bailey	Sixth (1)	Third	353*
2016-17	PM Horgan & BA Pendergast	Sub Districts	Third	231*
2017-18	LD Pfeffer & JH Beath	First	Third	194
2018-19	DM Perkins & TA Collier	Second	Third	228
2019-20	LR Stutter & OG West	Second	Second	240

## OUTSTANDING BATTING ACHIEVEMENTS

### CENTURY IN EACH INNINGS OF A MATCH

	Player	Scores	Season	Grade	Opposition
1	AJ Brown	119 / 132	1991-92	First (day 2) / Second (day 1)	Sandgate-Redcliffe
2	JD Connolly	121 & 105	1969-70	Third	Balmoral/Wynnum

### 1,000 RUNS OR MORE IN A SEASON

	Player	Season	Total Runs	Grade	Runs
1	ML Hayden	1989-90	1 418	First	187
				First (One Day)	409
				Second	387
				Under 19	435
2	AJ Gode	2018-19	1 348	First	607
				First (One Day)	281
				First T20	460
3	TG Irvine	1993-94	1 250	Third	196
				Under 16	1 054
4	LD Pfeffer	2017-18	1 004	First	692
				First (One Day)	201
				First T20	111
5	AB Henschell	1992-93	1 002	First	705
				First (One Day)	297

## OUTSTANDING BOWLING ACHIEVEMENTS

1937-38	Third Grade dismissed Toombul/Sandgate for 9 (A Landry 4/5, B Thomas 3/4)
1972-73	Schoolboy Grade dismissed Sandgate-Redcliffe for 7 (GN Power 7/1, J Herbert 3/6)

### 100 WICKETS IN A SEASON

	Player	Wickets	Season	Grade
1	G Crispe	100	1964-65	Fourth

### 10 WICKETS IN AN INNINGS

	Player	Figures	Season	Grade	Opposition
1	JH Dawes	10/18	1988-89	First	Beenleigh/Logan
2	VR Gray	10/63	1933-34	Second	University
3	NJO McDermott	10/70	1924-25	Fourth	West

### 9 WICKETS IN AN INNINGS

	Player	Figures	Season	Grade	Opposition
1	AL Duncan	9/6	1958-59	Third	Toombul/Sandgate 1
2	SW Ayres	9/14	1914-15	First	Goodna
3	AL Duncan	9/23	1958-59	Second	West
4	J Voll	9/24	1999-00	B2 Sub Districts	Bayside Muddies
5	WE Nolan	9/27	1957-58	Third	West
6	JW McLaren	9/34	1907-08	First	South Brisbane
7	DG Larke	9/35	2017-18	Fourth	Western Suburbs
8	W Armstrong	9/74	1933-34	Second	North

## TWO HAT TRICKS IN ONE INNINGS

	Player	Figures	Season	Grade	Opposition
1	M Retchless	8/13	1957-58	Under 18	Toombul

## DOUBLE HAT TRICKS (4 Wickets in 4 Balls)

	Player	Season	Grade	Opposition
1	C Hoy	1951-52	Second	Toombul/Sandgate

## HAT TRICKS

	Player	Season	Grade	Opposition
1	V Macdonald	1899-00	First	Nundah
2	T Byrne	1902-03	First	Toombul-Nundah
3	AV Valley	1905-06	First	Oxley
4	JW McLaren	1906-07	First	Oxley
5	SW Ayres	1911-12	First	Toombul
6	A Hurwood	1922-23	First	N/R
7	J Stafford	1926-27	First	QCA Colts
8	A Hurwood	1930-31	First	Toombul
9	M O'Connell	1934-35	Third	Norths
10	D Johnston	1935-36	Second	Norths
11	SJ Ferguson	1937-38	Second	Toombul-Sandgate
12	WE Nolan	1938-39	Fourth	Toombul
13	El Maguire	1939-40	Third	N/R
14	N Simpson	1946-47	Second	University
15	ND Campbell	1949-50	Third	Valley (1)
16	JD Spain	1949-50	Third	East-Balmoral
17	M O'Shea	1953-54	Fourth	N/R
18	BS Warlow	1955-56	Under 18	N/R
19	BS Warlow	1955-56	Under 18	N/R
20	AL Duncan	1955-56	Fourth	N/R
21	AJ T Bailey	1956-57	First	Wests
22	RL Barber	1957-58	Schoolboy	N/R
23	AL Duncan	1959-60	Second	N/R
24	JT Oliphant	1959-60	Schoolboy	N/R
25	BR Freeman	1963-64	Second	Souths
26	L Groves	1964-65	Under 18	Balmoral-Wynnum
27	A Gibson	1966-67	Under 18	Sandgate-Redcliffe
28	C Thorley	1966-67	Under 18	East
29	B Sharp	1966-67	Third	Balmoral-Wynnum
30	K Flanders	1967-68	Fourth	N/R
31	PH McMurdo	1969-70	Under 18	N/R
32	C Thorley	1970-71	Schoolboy	East
33	CR Leggat	1971-72	Fourths	Norths
34	DR O'Rourke	1976-77	Under 18	Wynnum-Manly
35	ST Janes	1978-79	Fourth	East 2
36	A Simcox	1980-81	Fourth	Toombul
37	A Simcox	1980-81	Fifth	Wests
38	RAJ Anderson	1992-93	Second	Gold Coast
39	MJ Ogilvie	1992-93	Sixth	Wynnum-Manly
40	CF Kempnich	1995-96	Sixth	Toombul
41	JW Watts	1996-97	Third (1)	Norths
42	MK Smith	1997-98	Third (2)	Sandgate-Redcliffe
43	DK Hickey	1997-98	B1 (Sub Districts)	Toombul
44	KG Tuite	1997-98	C1 (Sub Districts)	Stafford
45	SC Barlow	1998-99	Fourth (2)	Valley (1)
46	R Gmeinder	1998-99	B2 (Sub Districts)	Bayside Muddies
47	AR Townsley	1998-99	C2 (Sub Districts)	Brookfield
48	G Hall	1998-99	Women's First	Redbank Plains
49	BJ Creevey	1999-00	Fourth (1)	Beenleigh-Logan
50	A Mason	1999-00	B2 (Sub Districts)	Taringa Rovers
51	R Appruzzese	1999-00	C3 (Sub Districts)	Brookfield
52	MI Mortimer	2000-01	Under 18	Souths
53	TE Brown	2001-02	Women's First	Sandgate-Redcliffe
54	TE Brown	2002-03	Women's First	Wests
55	NM Hutton	2002-03	Fourth (2)	Valley (1)
56	NJ Condon	2003-04	Fifth (2)	Souths (1)
57	ST Barnard	2005-06	Over 40's	University
58	DC Ham	2007-08	B1 (Sub Districts)	Alexandra Hills
59	AK Dudgeon	2008-09	T20 Second	University
60	KIR McKay	2012-13	C2 (Sub Districts)	Rochedale South
61	HT Pedrola	2012-13	T20 Legends	Souths
62	JP Alexander	2013-14	C2 (Sub Districts)	Brackenridge
63	AJ Gode	2015-16	First	Toombul
64	DJ Cook	2015-16	Sixth (1)	South Brisbane
65	ML Taylor	2015-16	Sixth (2)	Redlands
66	JE Cope	2016-17	Women's Second	Gold Coast
67	KG Cronin	2017-18	Fourth	Western Suburbs
68	K Sutherland	2017-18	Women's First	University of Queensland
69	DJ Robinson	2019-20	C3 (Sub Districts)	West Brisbane
70	LT Cook	2019-20	C3 (Sub Districts)	West Brisbane
71	MM Hughes	2019-20	C3 (Sub Districts)	Ashgrove
72	JG Jones	2019-20	Women's Second	Redlands

## **THE FRANK & NOREEN VIDLER MEMORIAL TROPHY** **FOR CONTRIBUTION TO JUNIOR CRICKET**

The Frank & Noreen Vidler Memorial Trophy is an important trophy awarded to a player, coach, administrator, committee member, mentor or volunteer who has done something significant in relation to junior or youth cricket during the season as Frank Vidler loved to encourage young players to enjoy the game and improve their skills. Frank was a very fine fast bowler. In 225 premierships matches from 1948 to 1968 he took 486 wickets. 123 of those matches were in First Grade where he captured 273 wickets. Frank and Noreen were wonderful people and great supporters of the club. Thanks to the financial support of the Vidler family this trophy will be presented every year as long as the club exists.

Season	Winner	Achievement
2010-11	Jack Beath	Outstanding season as a player in junior and senior cricket
2011-12	Jai Lembryk	Outstanding season as a player in junior and senior cricket
2012-13	Gillian Bristow	Outstanding service as an administrator of junior cricket
2013-14	Steve Farley	Outstanding service as an administrator of junior cricket
2014-15	Emma Kirkland	Outstanding service as an administrator of junior cricket
2015-16	Martin Bell	Outstanding service as an administrator of junior cricket
2016-17	Karen Willis	Outstanding service as an administrator of junior cricket
2017-18	Robert Bailey	Outstanding service as an administrator of junior cricket
2018-19	Chris Zipf	Outstanding service as an administrator of junior cricket
2019/20	Andrew Warhurst	Outstanding service as an administrator of junior cricket



Some of the volunteers and participants in the All Abilities Program.  
Andrew Warhurst was instrumental in the development and implementation of this program.

# JUNIORS SECTION 2019/2020

## JUNIOR MANAGEMENT COMMITTEE & COACHING REPORT

Having been in this role for a while now, I can say that this season had few hiccups and ran as smooth as a gravy sandwich.

To keep the juggernaut that is Valley junior cricket moving seamlessly forward is an enormous undertaking. We are blessed to have such a talented and hardworking crew on the JMC. This season we say goodbye to two of our committee members in Chris Smith (Under 12 Co-ordinator) and Rob Bailey (Junior Girls portfolio). Chris carried out his role with a minimum of fuss and has made worthwhile contributions to the committee direction during his stay. Rob will no doubt stay involved with his passion of girls cricket and has constantly provided ideas as well as a never-ending enthusiasm that was focused on better outcomes for junior girls. Thank you both for your service here to cricket and to VDCC. We hope you stay involved in some way at the club.

Our investment in the Junior Blaster and Master Blaster programs showed, with great participation rates as this competition morphed into Friday night cricket under lights.

Overall our junior club numbers looked like this:

Junior Blasters	124
Master Blasters Wed	110
Master Blasters Fri	219
BNJCA Sat Comp	799

A pretty impressive show to get rolling, given bare bones support from overarching state and national bodies. Support from the BNJCA and from our own Executive Committee is our life force. Overstretched QC staff of Sam Harris and Alex Laube do their best to keep us in the loop with opportunities for promotions and support initiatives. I thank them for their efforts and input. Their catchment is large and contains many schools and clubs. We could have another 10 of them, without even scratching the surface.

Future areas for promotion and possible recruitment of new junior players exists through school visits and "Come and Try" days. These are key ways to present our product to a new audience and directly introduce them to club contacts. Karen Willis has done a great job in this area and this is a key focus moving forward. We have had considerable success via some other initiatives, including the Red Hill Fair, School Fetes and public banners. Promotions utilising our sponsors via social media have resulted in the club continuing to raise its junior profile.

We had a few electrical teething problems with our new main lights, as well as some complaints from a couple of locals. The opportunities this new infrastructure provides will open up next season, with plans to allow many more age groups the chance to enjoy the club surrounds, a turf wicket, a longer form of cricket in an enjoyable location.

A shining star was our All Abilities Program, which was truly one of the more rewarding and enjoyable activities I have been involved in for a long time. The brainchild of Andrew Warhurst and driven by Kaz Willis and our JMC, the program was a huge success. The program was funded by The Gap/Ashgrove Lions Club and supported by the team at Special Olympics Queensland. Without their support and guidance, it simply wouldn't have been as great as it was. The program allowed all ability participants to have fun trying and learning cricket related skills.

My special thanks go to the volunteers, who helped each skill station run beautifully. We now have CA asking for the program that we developed for this. We were advised we would only get an average of 6 participants for this program. We averaged 19 across all our nights! The whole process is a VDCC inspired, run and staffed initiative. Outstanding.

Amy Lee continues to undertake a mountain of work in her role as registrar. Being the first port of call for many to our club, Amy has to answer every question you could possibly think of. She does a great job, always with a smile. Whilst all committee members make fantastic contributions to the ongoing success of the juniors, Karen Willis continues to be a massive contributor across many areas. Karen has great vision and her volume of work and communication to the committee continues to amaze me.

My specialist coaching sessions were well attended again this year. Sessions on how to run a training session, fast bowling, spin bowling, fielding, batting and wicket keeping had tremendous positive feedback. These "coach the coach" sessions are invaluable to share ideas and gain a good grasp of basic concepts, as well as advanced technical components. We ran two wicket keeping nights, one for coaches which had Peter Drinnen lending his expert advice. The second session was a practical one, for interested keepers from under 12 to Opens. We had multiple senior keepers come along to help with this session, which added greatly to the night and creates a future segue to the senior club. All of the young keepers had a great night.

Our Senior Women's First Grade captain Christina Coulsen continued on with our under 8-10's individual coaching sessions. Teenie was ably assisted by several other coaches across the season. We will be looking to expand this further next season. For our modified rules players, a 20 minute session with 2 coaches assisting is such a huge help. The basic core components of balance and set up, coupled with confidence is a winner for all. I was surprised to hear that some coaches of these sides cannot find a candidate from their team for these 20 minute high-intensity sessions. A lost opportunity. I would encourage all who train on Monday and Tuesday evenings to avail themselves of these sessions.

A big thank you to Chris Zipf who continues on as our BNJCA representative. His knowledge and calmness present solid opinion and influence within this important organisation. Rob Bailey continues in his role with BNJCA as Girls Cricket co-ordinator and has made immense gains in this area. We look forward to Craig Willis joining Zippy as our other representative at BNJCA, replacing Tony Dudgeon. We thank Tony for his input during his time as VDCC rep there.

VDCC was the first club to realise there was a need to do something for those who missed out on rep honours and Taverner's selection for the under 15/16 age group. The area of under 15/16 cricket is of massive importance. Dropout rates, enjoyment factor, progression to senior ranks and skill development are all issues for concern. Realising that limited overs, short-form cricket is almost the only cricket available to these players, the club has continued to provide opportunities to play longer form games, on turf, on Sundays. Tom Gibson undertook this role and quickly established a solid program of matches for this squad. Well done Tom. This experience of lower grade senior level cricket may not otherwise have been possible. This is an age group that needs a range of pathways to senior cricket, so that they remain in the game.

A couple of new sessions which had a practical component were introduced. The "Bowl Off" night was an open invitation to promote bowling accuracy across all age groups. This was well attended by all junior members. The other night was our "Fast and Furious" session, aiming to clock the fastest bowlers in each age group. This was very interesting and provided the club with basic knowledge and benchmarks of speeds for age groups. Not something I have seen any data on before. Hopefully via this and future sessions we can provide guidelines and identify key fast bowlers. This data has the added advantage of us now being able to track individuals over time and allow for identification of technical issues that may hinder or help their progress towards senior cricket success.

One of our biggest challenges is to find room to play cricket. It is all very good to have massive entry level participation and growing demand across boys and girls junior cricket, but if there is nowhere to play then this is a road to nowhere. There is a slight trend of state funded schools running as private business hubs and leasing out their space (such as cricket nets and fields) to the highest bidder. Cost recovery is one thing, but using a taxpayer funded facilities as commodities will push not-for-profit sporting organisations to the brink. We may end up with one or two codes swamping everything else. Imagine VDCC charging a fee for people to walk their dogs or fly their drones on a sporting field and green space leased from Brisbane City Council. Time and space going to the highest bidder "Do I hear \$20 per hour from the Drone Society. SOLD". I can see the headlines now....

Given that CA and QC own no assets, the pipe dream of investing in assets for clubs is never happening. New residential developments and mandated green space do not provide ovals for sport as in bygone eras. A swing set, electric BBQ and a basketball hoop is the best you will see. Governing bodies must react and lobby state government and local councils to ensure future sport space.

Future proofing the game is not something a suit in an airconditioned office will consider, given their definition of grass roots cricket seems to only include First Class and First grade cricket. Their business model is rapidly proving to be heavily flawed, which is not surprising given the lack of communication, consultation and understanding of club cricket. A perfect example of how hard it is to initiate common sense change is apparent in CA's ongoing and no doubt expensive "initiative". CA advertise sign-ons for junior cricket in Queensland on radio and television well after it has already occurred, simply because their advertising program is based on Victoria season dates which are different to ours. It is mind numbing that for 5 years we have communicated this flaw to the governing bodies, yet nothing has changed.

At the time of writing, summer cricket will probably not be affected by COVID-19. Club cricket has dodged a bullet, but the impact of the collapse of CA in such a short period of time will place massive burdens on state bodies, that in turn trickle feed other cricket. The management practices and strategic decision making of such a mega organisation must now be seriously reviewed, with a new model reflecting better consultation to be the new normal. But I doubt it.

Finally, I thank all the mums, dads and extended family who support their children in sport. Without you folks it simply will not happen. To witness the personal development and growth of so many through my beloved game of cricket is an awesome privilege. I look forward to cricket again leading the way, with our fantastic JMC group setting us up for our new season in a post-apocalyptic world...

**Clinton "George" Kempnich**  
**Chairman Junior Management Committee**  
**Director of Junior Coaching**  
CA Level 3 High Performance Coach

#### **KEEPING YOUTH BUSY IN SPORT**



"The winner of the Family Fun Night Karaoke Competition is ....".

## JUNIOR TEAM COACHES & MANAGERS FOR 99 TEAMS

Age Group	Team	Coach	Manager
<b>Open Div</b> (6 teams)	Green	Stephen Barwell	Annie Forster
	Grey	Karl Innes & Dean Urquhart	Ben and Maree Fitzgerald
	Navy	Scott Petersen	Liz Mellick
	Orange	Peter Kelly	Lucy Snelling
	White	Cameron Taylor	Andrea Hurwood
	Yellow	Luke Treston	Geoff Waite
<b>Under 15</b> (6 teams)	Blue	Richard Anderson	Gavin Nuss
	Green	Craig Trindall	Steve Marton
	Grey	Mac Feltham & Peter Hilditch	Alex Coleman
	Orange	Danny Syrett	John Weaver
	Purple	Peter Reeves	David Poore
	Yellow	Rod Huntley	Tim Ferguson
<b>Under 14</b> (9 teams)	Blue	Carl Hallion	Brendan Reck
	Gold	Terry Gurr, Joshua Gittins (Post)	Clare Conway, Tim Gittins (Post)
	Green	Rob Dunne & Thomas Stocks	Nicola Buck
	Grey	Phil Tinetti	Darren Jones
	Maroon	Nathan Sharland	Tim Davies
	Navy	Paul Collins & Will Garske	Jim Gordon
	Orange	Matthew Nickelson	Mark Frost
<b>Under 13</b> (9 teams)	Black	Nick Winwood	Emma McGlade
	Blue	Peter Barr & Matthew Wilcox	Mark Small
	Green	Ben Wallwork	Gil Penrose
	Grey	Matt Forrester	Rebecca Treston
	Maroon	David Gant	Jacqui Greaves
	Navy	Matt McPhee	Alan Flynn
	Orange	Justin Beirne	Jeanette Davidson
	Red	Craig Willis & Rufus Gandhi (Pre-xmas)	Amanda Gandhi (Pre), Mark Small (Post)
	Silver	Barry Woolaston	Rob Lewis
<b>Under 12</b> (8 teams)	Black	Philip Collins	Scott Craig
	Grey	Brian Polich	John Bacalakis
	Navy	Chris Smith & Cameron Mercer	Sean Rothwell
	Orange	Greg Noon, Julian Cosmi & Nirav Goradia	Jaqui Greaves
	Purple	Martin Crotty	Stephen Jay
	Red	Blake Micallef	Vanessa Parsons
	Silver	Phil Cray	Alexandra Blake
	Yellow	Joelle Brewer	Tim Powell
<b>Under 11</b> (16 teams)	Amber	Jack McAuliffe	Justin & Kate Lorenz
	Aqua	Paul Szumowski	Danny Clementson
	Black	Jim Grayson	Julian Page
	Blue	Steve Wessling	Linda Pigott
	Brown	Darren Moore	Damien Butler
	Gold	Luke Nothdurft	Brian Petersen
	Green	Mark Wiebgen	Jason Karoly
	Grey	Steele Tallon & Craig Smith	Emma McGlade
	Maroon	Simon Marlow	Shelley Carter
	Navy	Clint Easter	Jodie Beaton
	Orange	Chris Smith	Emma Blanch
	Purple	Tony O'Neill & Warwick Walsh	Joel Hockey
	Red	Andrew Carlson	John Garden
	Silver	Darryl Vaughan	Helen Stonell
	White	Monty Wadhwani	Donna Stewart
	Yellow	Derek Hanna	Sarah Thomas



## JUNIOR TEAM COACHES & MANAGERS continued

Age Group	Team	Coach	Manager
<b>Under 10</b> (15 teams)	Amber	John Bacalakis, Martin Blaszczyk (Post)	Cindy Bacalakis, Jerome Gumley (Post)
	Aqua	Justin Barlow	Lynette Barlow
	Black	David Blakemore	Melissa Blakemore
	Blue	Shaun O'Leary	Julia Thurgood
	Brown	Jonny Levy	Duncan Gorham
	Gold	William Stafford	Kirsty Clune, Bill Mauger (Post)
	Green	Kieren Barker	Robert Isaac
	Grey	Nick Revis	Vanessa Johansen
	Maroon	Marc Banvill	Ryan Spain
	Navy	Charles O'Reilly	Tim Gordon
	Orange	James Macaulay (Pre-xmas), Ben Gordon (Post)	Caroline O'Connor
	Purple	Andrew Green	Jeremy Durbin
	Red	Derek Curtin, Amanda Cheetham (Post)	Donna Lynn, Amanda Cheetham (Post)
	Silver	Jeremy Bird	Sam Barrett
	Yellow	Ian Bathgate	Scott Craig
<b>Under 9</b> (19 teams)	Bulls	Julian Farrugia	Michael Garrett
	Cassowaries	Ryan Hagan	Danita Martin
	Colts	Philip Pope	Ben Maddox
	Crocodiles	Sam Thies	Vanessa Johansen
	Dingoes	David Schweitzer	Jeff Ballinger
	Dolphins	Andrew Deane	Steven Canning
	Falcons	Ryan Gordon & Stu McCallum	Mike Yarski
	Kangaroos	Tim Jackman	Dimity Germon
	Koalas	Cam Brooks & Dan Mutton	Caitlin Oliver
	Lions	Jason Nowlan	Sarah Bender
	Magpies	Eileen Lambley	Suzanne Steel
	Platypus	Rob MacFarlane	Emily Rogers
	Quokkas (Post)	Kiernan Dorney	Kate Ritchie
	Rams	Cathie Page, Damien Power (Post)	Priscilla Bracks
	Redbacks	Brett Mastenbroek	Karen Mastenbroek
	Rosellas	Simon Marlow	Haley Russell
	Sharks	Wayne Hamburger	Rod Smith
	Stingrays	Greg Cahill	Peter Ryan
Waterdragons	Jane Hitchcock & Eddie Lee	Diana Mulholland	
<b>Under 8</b> (11 teams)	Brumbies	Alex Rose	Ben Wallwork
	Crows	Ben Guest	Jared Robinson
	Eagles	Matthew Newlands	Andrea Mill
	Emus	Rory O'Shea	Franki Simmons
	Geckos	Ben Whittaker	Meg Whittaker
	Goannas	James Durkin	Lisa Durkin
	Hawks	Ian McLean	Renae Lewis
	Marlins	Anton Thompson & Andrew Quinn	Clint Moore
	Taipans	Michael Carey & Darryl Watherston	Rochelle Carey
	Wallabies	Mark Henderson	Cheryl Norlander
	Wombats (Post)	Steve Donohue & Kesh Satharasinghe	

## JUNIOR GIRLS TEAM COACHES & MANAGERS FOR 11 TEAMS

Age Group	Team	Coach	Manager
<b>Under 8</b> (2 teams)	Kookaburras	Matt Miranda & Bill Mauger	Janaki Retnasaba
	Owls	Warwick Walsh	Susan Blumhardt
<b>Under 11</b> (4 teams)	Azure	Steven Donohue	Jody Hannah
	Emerald	Warwick Penrose	Katrina Chiu
	Ruby	Michael Moore	Megan Daniel
	Sky	Phil Connell	Sean Hunter
<b>Under 13</b> (2 teams)	Azure	Alistair Jones	Alex Dunlop
	Sky	Paul Lee-Archer & Craig Trindall	Sally Lee-Archer
<b>Under 15</b> (3 teams)	Azure	Robert Bailey	Keith Crighton
	Royal	Jason Pearce	Penny McBride
	Sky	Grant Mitchell & Peter Ryan	Sam Miller



We were visited by some of the Australian Women's team.



The ICC Women's T20 World Cup Trophy also made an appearance.

# BRISBANE NORTH JUNIOR CRICKET ASSOCIATION TEAM POINTS TABLES

The points below are taken from the BNJCA website. They are based on results and statistics entered into the MyCricket system by club and team volunteers.

## OPEN DIVISION LYNN Pre-Christmas

Toombul Red	42.45
Wilston-Norths Red	39.98
<b>Valley Green</b>	<b>38.55</b>
<b>Valley Navy</b>	<b>25.34</b>
<b>Valley Orange</b>	<b>20.86</b>

## OPEN DIVISION FORREST Pre-Christmas

Wilston-Norths Blue	46.94
<b>Valley Grey</b>	<b>37.57</b>
Albany Creek Eagle Hawks	29.50
Toombul White	26.65
<b>Valley White</b>	<b>25.72</b>
<b>Valley Yellow</b>	<b>21.64</b>

## UNDER 15 HOPES Pre-Christmas

Ferny Green	45.33
Wilston-Norths Green	34.78
Wilston-Norths Red	29.20
Toombul Black	28.04
<b>Valley Orange</b>	<b>18.60</b>

## UNDER 15 SIMPSON Pre-Christmas

Sandgate-Redcliffe Pink	48.85
Albany Cree Sea Hawks	45.68
<b>Valley White</b>	<b>27.36</b>
<b>Valley Purple</b>	<b>13.66</b>

## UNDER 15 REARDON Pre-Christmas

Ferny Red	44.67
<b>Valley Blue</b>	<b>38.28</b>
<b>Valley Grey</b>	<b>33.51</b>
Wilston-Norths Blue	25.81
<b>Valley Green</b>	<b>25.60</b>
Toombul Blue	23.46

## UNDER 15 PRESTWIDGE GIRLS Pre-Christmas

Sandgate-Redcliffe Jems	51.47
<b>Valley Royal</b>	<b>45.27</b>
<b>Valley Azure</b>	<b>44.79</b>
Sandgate-Redcliffe Mooney	37.55
<b>Valley Sky</b>	<b>36.04</b>
Everton Districts	23.58
Wilston-Norths Pink	16.22

## UNDER 15 CUTTING Post-Christmas

Ferny Districts Green	31.93
<b>Valley Green</b>	<b>26.36</b>
<b>Valley Purple</b>	<b>19.21</b>
Albany Creek Sea Hawks	14.78

## UNDER 15 JONASSEN GIRLS Post Christmas

<b>Valley Azure</b>	<b>43.96</b>
<b>Valley Royal</b>	<b>40.59</b>
Sandgate-Redcliffe Mooney	38.35
Sandgate-Redcliffe Jems	28.40
Wilston-Norths Pink	24.70
<b>Valley Sky</b>	<b>21.01</b>

# BRISBANE NORTH JUNIOR CRICKET ASSOCIATION TEAM POINTS TABLES continued

## UNDER 14 BRACKEN Pre-Christmas

Wilston-Norths Blue	50.99
Toombul Yellow	46.00
<b>Valley Blue</b>	<b>31.55</b>
<b>Valley Yellow</b>	<b>21.25</b>
<b>Valley Green</b>	<b>20.30</b>
Ferny Green	15.55

## UNDER 14 MCKAY Post-Christmas

<b>Valley Grey</b>	<b>44.30</b>
Sandgate Pink	27.87
Albany Creek Sea Hawks	27.17
The Lakes Red	25.58
Toombul Red	18.04
<b>Valley Gold</b>	<b>12.17</b>

## UNDER 14 JOHNSON Pre-Christmas

Albany Creek Eagles Hawks	47.27
Albany Creek Sea Hawks	38.21
<b>Valley Gold</b>	<b>35.75</b>
<b>Valley Orange</b>	<b>29.30</b>
Toombul Gold	15.70
<b>Valley Purple</b>	<b>15.44</b>

## UNDER 14 HARRIS Pre-Christmas

<b>Valley Grey</b>	<b>55.26</b>
Wilston-Norths Red	40.21
Sandgate-Redcliffe Walters	38.80
Toombul Blue	33.30
<b>Valley Maroon</b>	<b>17.39</b>
<b>Valley Navy</b>	<b>14.02</b>

## UNDER 13 BURNS Pre-Christmas

<b>Valley Red</b>	<b>51.19</b>
Albany Creek Eagle Hawks	49.35
Wilston-Norths Black	35.88
<b>Valley Silver</b>	<b>20.94</b>
<b>Valley Grey</b>	<b>14.11</b>
Wilston-Norths Gold	8.64

## UNDER 13 HENSHELL Post-Christmas

Wilston-Norths White	48.30
<b>Valley Orange</b>	<b>41.20</b>
Wilston-Norths Green	39.65
<b>Valley Maroon</b>	<b>34.86</b>
Ferny Green	14.63
<b>Valley Navy</b>	<b>14.08</b>

## UNDER 13 KERR Pre-Christmas

Ferny Red	50.08
<b>Valley Green</b>	<b>47.43</b>
Wilston-Norths Blue	37.60
<b>Valley Blue</b>	<b>31.98</b>
<b>Valley Black</b>	<b>20.78</b>
Wilston-Norths Red	15.16

## UNDER 13 FINCH Post-Christmas

Ferny Districts Red	37.25
Albany Creek Night Hawks	33.50
The Lakes Blue	28.15
Albany Creek Falcon Hawks	21.59
Burpengary Brumbies	10.96
<b>Valley Black</b>	<b>9.01</b>

## UNDER 13 GILBERT Post-Christmas

<b>Valley Maroon</b>	<b>37.75</b>
Redcliffe City Cyclone White	25.14
Albany Creek Hawks	22.22
Burpengary/The Lakes	9.02

## UNDER 13 MARSH Post-Christmas

<b>Valley Red</b>	<b>36.20</b>
Albany Creek Eagles Hawks	30.03
The Lakes Red	29.14
Redcliffe City Cyclone Blue	24.35
Wilston-Norths Maroon	22.07
Ferny Districts Green	10.55

## UNDER 13 PERRY GIRLS Post-Christmas

Ferny Districts Red	40.99
Albany Creek Diamond Hawks	39.54
<b>Valley Azure</b>	<b>23.37</b>
Wilston-Norths Pink	22.72
Ferny Districts Green	19.61
<b>Valley Sky</b>	<b>11.02</b>

## UNDER 13 BARSBY GIRLS

Albany Creek Diamonds	64.50
Ferny Red	57.62
Ferny Green	39.93
<b>Valley Azure</b>	<b>34.47</b>
Wilston-Norths Pink	26.29
<b>Valley Sky</b>	<b>21.20</b>

## VDCC JUNIORS HONOUR BOARD CRITERIA

Area	Criteria
Representative Players	<ul style="list-style-type: none"> <li>• Australian Schoolboys</li> <li>• Queensland Schoolboys</li> <li>• Queensland School Sport Metro. Players</li> <li>• BNJCA Championship Team Players</li> <li>• BNJCA Development Team Players</li> </ul>
Batting	<ul style="list-style-type: none"> <li>• Top 10 Run Scorers</li> <li>• Centuries</li> <li>• Half Centuries</li> </ul>
Bowling	<ul style="list-style-type: none"> <li>• Top 10 Wicket-takers</li> <li>• 5 or more wickets in an innings</li> </ul>
Fielding/Wicketkeeping	<ul style="list-style-type: none"> <li>• Top 10 Fielding Dismissal-takers</li> </ul>
Please refer to the following pages for current season honour board achievements & the current season team statistics that follow. For all time junior records, please refer to the records section at the very back of the book.	

## REPRESENTATIVE PLAYERS

### NATIONAL & STATE REPRESENTATIVES.

Queensland Under 19 (Male)	Nick McGill
Queensland Under 15 (Female)	Sierra Jeh

### QUEENSLAND SCHOOL SPORT STATE REPS.

No details provided
---------------------

### QUEENSLAND SCHOOL SPORT METROPOLITAN REPS.

AGE GROUPS	REGION	PLAYERS
No details provided		



Under 14 N2 Winter Warehouse Competition Premiers

# REPRESENTATIVE PLAYER DEVELOPMENT COMPETITIONS

Many Valley players sought opportunities to be selected in BNJCA Representative Championship and Development teams that compete in annual Queensland Junior Cricket Association State Championships and Development Tournaments.

## U12 CASEY CUP

## U13 REEVESIE CUP

## U14 ANSTEY LA FRANTZ SHIELD

Played over three Sundays on turf wickets, these BNJCA run competitions are part of the trial process for the representative teams and also provide an important development opportunity for those selected to play cricket at a higher level than the regular Saturday morning junior club competition.

<b>UNDER 12 CASEY CUP</b>			
<b>Team</b>	<b>Team Name</b>	<b>Wins</b>	<b>Points</b>
<b>1</b>	<b>Netto</b>	<b>3</b>	<b>28.63</b>
<b>2</b>	<b>Wright</b>	<b>2</b>	<b>21.80</b>
<b>3</b>	<b>Philp</b>	<b>1</b>	<b>16.13</b>
<b>4</b>	<b>Kerr</b>	<b>0</b>	<b>9.02</b>

Theodore Bacalakis, Luke Duncan and Braidyn Polich were part of this year's winning **Netto** side. Congratulations to the other Valley players who were also selected and played in Casey Cup teams.

**Wright:** Hugh Burke, Angus Clark, Elliott Gillman, Cooper Lush, Benjamin Rothwell, Dominic Scott, Luke Ward.

**Philp:** Jack Mercer.

**Kerr:** Harrison Reck.

From these games three U12 Brisbane North representative sides were announced, with the following Valley players gaining selection and playing at representative cricket carnivals:

### U12 State Championship (Cairns)

Hugh Burke, Angus Clark, Luke Ward.

### U12 Healy Cup Blue (Albany Creek)

Theodore Bacalakis, Elliott Gillman, Harrison Reck.

### U12 Healy Cup Maroon (Albany Creek)

Cooper Lush, Jack Mercer, Dominic Scott.

<b>UNDER 13 REEVESIE CUP</b>			
<b>Team</b>	<b>Team Name</b>	<b>Wins</b>	<b>Points</b>
<b>1</b>	<b>Hurricanes</b>	<b>3</b>	<b>30.22</b>
<b>2</b>	<b>Scorchers</b>	<b>1</b>	<b>16.62</b>
<b>3</b>	<b>Heat</b>	<b>1</b>	<b>15.40</b>
<b>4</b>	<b>Thunder</b>	<b>1</b>	<b>15.13</b>

### Report from VDCC Parent, Christie Lewis

Reevesie Cup comprises four teams selected from the Under 13 Selection Process Stage One completed in February each year. These teams play three 50 over games in a round robin format over three consecutive Sundays in October, at Everton CC on turf.

Upon the completion of the games, 12 players are selected to represent the BNJCA to compete in the annual Under 13 Queensland Cricket (QC) State Challenge and two Development Teams of 12 players are also selected to compete in carnivals played in January.

Valley had a strong group of boys across the four teams. Well done to the following players selected:

**Heat:** Lachie McCall, Nicholas Scott, Ryan Gant.

**Hurricanes:** Jayden Draper, Archie Smith, Sam Lewis, Will Tozer, Harry Gulliver, Will Charles, Findlay Jones.

**Thunder:** Sam Wallwork, James Brandon, Flynn Cleary, Thomas Keogh, Ted Challenor.

**Scorchers:** Leo Henry, Lucas Bryan, Harry Frost, Louis Morris.

At the end of the competition, the Hurricanes took home the number one spot, with the Scorchers coming in second and the Thunder and Heat both placed third. All the boys played well, doing the club and themselves immensely proud. Special mention to Jayden Draper for 51 no and Lucas Bryan for a double hat trick.

From these games several Valley players were selected to represent Brisbane North at the following cricket carnivals:

### U13 State Championship (Gold Coast)

Harry Frost, Jayden Draper, Findlay Jones, Sam Lewis.

### Ballina Cup (Ballina)

Sam Wallwork, James Brandon, Ted Challenor, Harry Gulliver, Will Tozer, Flynn Cleary.

### Ipswich Cup (Ipswich)

Nicholas Scott, Louis Morris, Lachie McCall.

<b>UNDER 14 ANSTEY LA FRANTZ SHIELD</b>			
<b>Team</b>	<b>Team Name</b>	<b>Wins</b>	<b>Points</b>
<b>1</b>	<b>Redbacks</b>	<b>3</b>	<b>28.63</b>
<b>2</b>	<b>Lions</b>	<b>1</b>	<b>16.78</b>
<b>3</b>	<b>Bushrangers</b>	<b>1</b>	<b>16.31</b>
<b>4</b>	<b>Tigers</b>	<b>1</b>	<b>15.42</b>

**Report from VDCC Parent and ALF Redbacks Manager, Jason Sorby:**

Valley were again well represented in the battle for the Anstey La Frantz Shield (ALF) in October 2019.

ALF brings together the best players from within the Brisbane North region, placing them into four teams for a round robin competition played over 3 weekends. The concept is to have the best players in the region pit their skills against each other in a game situation – the goal being not only to select the players that are to represent Brisbane North at the State Championships and Development Carnivals, but to also identify and develop up and coming players.

This year's competition saw the Redbacks perform strongly and win all 3 of their games to collect the ALF Shield. The Lions, Bushrangers and Tigers were closely bunched together further down the ladder with 1 win and 2 losses each.

Congratulations to Joe Sorby who was part of this year's winning **Redbacks** side, and to all the Valley players selected in ALF teams.

**Lions:** Tom Hallion, Saxon Jeh.

**Bushrangers:** Jock Horton, Daniel Johnson, Will Nickelson, Lachlan Reck, Callum Vidler.

**Tigers:** Jonathan Davis, Riley Dudgeon, Billy Nuss.

From these games several Valley players were selected to represent Brisbane North at the following cricket carnivals. This year the U14 Brisbane North Championship team won the State Championships for the fifth consecutive year, which is an indication of the strength and depth of the ALF competition. The U14 Brisbane Blue team also won the Sunshine Coast Development tournament in January 2020.

#### **U14 State Championship (Gold Coast)**

Will Nickelson, Callum Vidler.

#### **U14 Blue (Sunshine Coast)**

Saxon Jeh, Billy Nuss, Joe Sorby.

#### **U14 Maroon (Sunshine Coast)**

Tom Hallion, Jock Horton, Lachlan Reck.

#### **U15 STATE CHALLENGE**

Congratulations to Valley players Charlie Thomas, Angus Tolhurst, Hugh Weibgen and John Joyce who were part of BNJCA's U15 representative team, winning the U15 State Challenge at Mooloolaba in January.

## **UNDER 15 DEVELOPMENT COMPETITION**

#### **U15 Development Squad members:**

Max Clark, Jaydon Draper, Ethan Du Payne, Ben Ferguson, Tom Francey, Tom Hallion, Max Hrstich, Thomas Hurwood, Daniel Johnson, Lachlan Mackay, Billy Nuss, Aiden O'Connell, Joe Sorby, Oliver Spence, Fred Steane-Bear, Matthew Trotter, Callum Vidler and Marcus Zipf.

#### **Report from VDCC Parent and Team Manager, Chris Zipf:**

Now in its second year, the U15 Development competition came out of work by Valley to establish and lead an inter-club format to fill the gap created by the loss of the U15 Weir and U16 Watson competitions. The objective is to provide a development-based experience for promising junior players, better preparing them bridge the gap to potential Taveners selection and the transition to senior cricket.

With an emphasis on development, the focus is on coaching higher-level skills such as on-field game awareness, in addition to refining core technical skills and building experience through the challenge of playing at a higher standard.

Coached by Andrey Francey and Tom Gibson, the Valley squad performed strongly, winning seven games of the ten round competition against development sides from the Sandgate Redcliffe, Northern Suburbs and Toombul clubs.

For the final round, all four teams coming together for two T20 matches at Toombul. A well compiled 54\* from Tom Hurwood saw the side chase down Norths total of 137 with just over an over to spare in the first match. Chasing 101 in the second match versus Toombul, the game was tied at the 20 over mark – resulting in the first ever super over! Valleys posted 15 on the scoreboard with Lachy Mackay hitting the pickets for four then clearing them straight on Toombul's number one oval. With the pressure on, Marcus Zipf methodically closed out the match delivering a dot ball then restricting the home side to five singles in the death over.

# HONOUR BOARD PERFORMANCES 2019/20

## JUNIOR GRADES U11 – OPEN

### TOP 10 RUN-SCORERS

	Player	Team	Inns	Runs	Avg
1	James Brandon	13 Maroon	8	436	218.00
2	Ethan Cross	11 Purple	12	410	-
3	Beauie Smith	11 Grey	13	409	-
4	Harry Weibgen	11 Green	10	373	-
5	George Kleinschmidt	11 Grey	13	343	-
6	Ryan Royce	12 Purple	11	325	36.11
7	Christian Sorensen-Bews	14 Grey	8	320	80.00
8	Archer Tallon	11 Grey	12	302	-
9	Cooper Stuart	11 Green	9	293	-
10	Oliver Hayes	11 Navy	8	288	288

### TOP 10 WICKET-TAKERS

	Player	Team	Matches	Overs	Runs	Wkts	Avg	BBowl
1	Aamay Wadhvani	11 White	11	36	139	25	5.56	5/6
2	Julian Cook	11 Grey	13	38.2	195	21	9.29	5/22
	George Kleinschmidt	11 Grey	13	36	233	21	11.10	3/6
4	William Lambley	11 Navy	8	20	90	20	4.50	7/5
5	Hamish Sorensen-Bews	14 Grey	8	27.4	98	15	6.53	4/6
	Cooper Hughes	12 Purple	8	36	144	15	9.60	7/22
7	Oliver Hayes	11 Navy	8	18	43	14	3.07	6/4
	Alyssa Tinetti	11 Grey	13	37	295	14	21.07	2/7
9	Jude Goodman	14 Grey	8	33.1	99	13	7.62	4/6
	Zachary MacKenzie	11 White	10	28	140	13	10.77	4/25
	Elliott Hockey	11 Purple	12	31	150	13	11.54	3/4
	Beauie Smith	11 Grey	13	35	253	13	19.46	4/37
	Samuel Gittins	14 Gold	8	55.1	262	13	20.15	3/13

### 5 WICKETS OR MORE IN AN INNINGS

	Player	Team	Figures
1	William Lambley	11 Navy	7/5
2	Cooper Hughes	12 Purple	7/22
3	Oliver Hayes	11 Navy	6/4
4	Theodore Bacalakis	12 Grey	5/4
5	Aamay Wadhvani	11 White	5/6
6	Eli Miles	10 Silver	5/6
7	Andrew Cavanagh	11 Purple	5/9
8	Joseph Lohse	11 Navy	5/20
9	Julian Cook	11 Grey	5/22
10	Henry Kerrigan	12 Silver	5/24

### HAT TRICKS

	Player	Team	Figures
1	James Travers	8 Geckos	5/6
2	Alexander Bacalakis	10 Amber	3/11
3	Tom Hallion	14 Blue	3/14
4	Luke McGill	Open Green	3/14

### TOP 10 FIELDING DISMISSALS (including 'keepers)

	Player	Team	Matches	Catches	Stumpings	Total
1	James Brandon	13 Maroon	8	9	1	10
	Xavier O'Sullivan	13 Green	5	6	4	10
	Jude Goodman	14 Grey	8	9	1	10
	Matthew Trotter	15 Blue	4	5	5	10
5	Jasper Bamford	14 Grey	8	8	1	9
6	Cooper McFadden	15 Green	5	8	0	8
	Lachlan Szumowski	11 Aqua	8	8	0	8
	Elliott Hockey	11 Purple	12	8	0	8
9	Elliott Gillman	12 Red	5	4	3	7
	Hugh Todman	12 Purple	8	7	0	7
	Alexander Barr-Thomson	13 Blue/Red	8	7	0	7
	Christian Sorensen-Bews	14 Grey	8	7	0	7
	Connor Kerton	11 Purple	12	7	0	7



## CENTURY SCORERS

	<b>Player</b>	<b>Team</b>	<b>Runs</b>
1	Jakub Bennett	Open Yellow	120*
2	James Brandon	13 Maroon	114*
3	Christian Sorensen-Bews	14 Grey	113*
4	Thomas Fischer	Open Grey	113
5	Louis Morris	14 Maroon	111
6	Matthew Trotter	15 Blue	110*
7	Oliver Buck	14 Green	110*
8	Thomas Pfitzner	Open White	109*
9	Archie Smith	13 Black	109
10	Callum Vidler	15 Grey	106*
11	Hugh Burke	13 Maroon	103*
12	Jock Horton	15 Grey	102*
13	Owen Brewer	12 Yellow	102
14	Billy Nuss	15 Blue	100

## HALF-CENTURY SCORERS

	<b>Player</b>	<b>Team</b>	<b>Runs</b>
1	Max Slaughter	14 Purple	95*
2	Benjamin Conway	14 Gold	91*
3	Daniel Fitzgerald	Open Grey	87
	Thomas Clulow	13 Navy	87
5	Joseph Whitten	14 Maroon	80*
6	Eshaan Raj	Open Orange	78*
7	Patrick Pearce	Open Grey	75
8	Elliott Gillman	12 Red	74
	Ryan Royce	12 Purple	74
10	Dylan Turley	13 Maroon	72*
11	Mitchell Syrett	13 Maroon	70*
	Ethan Du Payne	15 Blue	70
	Jonathan Davis	14 Yellow	70
	Oliver Boiston	15 Green	70
15	Fred Steane-Bear	15 Green	69*
16	Leo Henry	14 Orange	68*
	Tom Appleyard	Open Navy	68*
18	Alexander Spence	13 Orange	67*
	Angus Clark	12 Navy	67*
	Jude Goodman	14 Grey	67*
21	Clancy Kelly	Open Orange	66*
22	Ryan Jones	14 Grey	65*
	Cameron McPhee	13 Navy	65
	Oliver Spence	15 Yellow	65
25	Edward Clarke	13 Orange	64
	Samuel Lewis	14 Blue	64
27	William Tozer	13 Red	63*
28	Liam Bourke	13 Blue	62*
	Rudy Coulam	14 Grey	62*
	Henry Mellick	12 Black	62
31	Hamish Sorensen-Bews	14 Grey	61*
	Sean O'Hara	Open Green	61*
	Nate Scott-Day	13 Grey	61
34	Benjamin Reeves	15 Purple	59*
	Joseph Pegg	13 Grey	59*
	Max Clark	15 Yellow	59*
	Guy Hilditch	15 Grey	59
38	Aidan O'Connell	15 Purple	58*
	Lachlan Davidson	13 Orange	58*
	Luke Tausney	13 Maroon	58*
	Noah Coco	14 Orange	58*
	Owen Tyrrell	13 Maroon	58*
	Darcy Lewis	Open Green	58
	Theodore Bacalakis	12 Grey	58

### HALF-CENTURY SCORERS (continued)

	Player	Team	Runs
45	Sabian Bell Bray	14 Gold	57*
	Saxon Jeh	14 Yellow	57*
	Jackson Williams	14 Blue	57
48	Alexander Barr-Thomson	13 Blue/Red	56*
	Cooper Stuart	11 Green	56*
	Jack Matthews	14 Green	56*
	Jim McCall	15 Blue	56
	William McGauley	14 Navy	56
53	Byron Atkinson	Open Orange	55*
	Dominic Scott	12 Navy	55*
	Jack Love	15 Yellow	55*
	Jimmy Garden	11 Red	55*
	Nicholas Scott	13 Green	55*
	Harry Forster	Open Green	55
59	Daniel Johnson	14 Green	54*
	Flynn Horton	13 Green	54*
	Heath Tallon	14 Grey	54*
	Will Siddle	14 Green	54*
	Nicholas Muir	Open Green	54
	Rhys Syrett	15 Orange	54
	Ted Barron	14 Purple	54
66	Cooper Lush	12 Orange	53*
	Harry Weibgen	11 Green	53*
	Jack McAuliffe	Open Green	53*
	Tristan Tinetti	14 Grey	53*
70	Cooper Penrose	13 Green	52*
	Jack Mercer	12 Navy	52*
	Luke Duncan	12 Navy	52*
	Oliver Hayes	11 Navy	52*
	Sam Wallwork	13 Green	52*
	Tom Hallion	14 Blue	52*
	Lachlan Mackay	Open White	52
77	Alexander Goodwin	14 Gold	51*
	Benjamin Rothwell	12 Navy	51*
	Francis Heenan	11 Red	51*
	Lucas Bryan	13 Green	51*
	Patrick Wilkinson	Open Navy	51*
	Sophie Martin	13 Orange	51*
	Xavier O'Sullivan	13 Green	51*
	George Joseph	14 Blue	51
	Joel Ephraims	14 Maroon	51
	Parker Donovan	13 Red	51
87	Colby Smith	12 Navy	50*
	Flynn Cleary	14 Orange	50*
	Harry Beirne	13 Orange	50*
	Harry Frost	14 Orange	50*
	Harry Marshall	14 Orange	50*
	Jenson Cook	15 Green	50*
	Lachlan Poore	15 Purple	50*
	Oliver Shearer-Smith	13 Green	50*
	Oliver Taylor	Open White	50*
	Samuel Wilcox	13 Blue	50*
	Thomas Brant	12 Navy	50*
	Thomas Brant	14 Orange	50*
	Thomas Hurwood	Open White	50

# HONOUR BOARD PERFORMANCES 2019/20

## JUNIOR GIRLS COMPETITION

### GRADES UNDER 11 – UNDER 15

#### TOP 10 RUN-SCORERS

	Player	Team	Innings	Runs	Average
1	Rebecca Kuiters	15 Royal	10	336	84.00
2	Madison Laing	11 Azure	11	308	-
3	Amani Dunlop	13 Azure	7	213	-
4	Poliana Hunter	11 Sky	11	205	205
5	Emma Ayliffe	11 Sky	10	203	-
6	Erin Appleyard	15 Sky	9	193	38.60
7	Brigitte Connell	11 Sky	11	182	-
8	Isla Martin	11 Sky	9	181	181
9	Elizabeth Choo	15 Royal	10	180	45.00
10	Orla Stewart-Koster	11 Sky	8	176	-

#### TOP 10 WICKET-TAKERS

	Player	Team	Matches	Overs	Runs	Wickets	Average	BBowl
1	Madison Laing	11 Azure	12	34	112	12	9.33	3/5
2	Katherine Winwood	15 Azure	11	24.1	119	9	13.22	3/9
	Billie Ryan	15 Sky	11	36	166	9	18.44	2/6
4	Lucy Callaghan	11 Sky	11	14	110	8	13.75	2/7
	Elizabeth Choo	15 Royal	10	24.2	113	8	14.13	4/19
	Sophia Rothwell	15 Royal	10	27.2	126	8	15.75	3/3
	Ophelia Donohue	11 Azure	12	32	131	8	16.38	2/5
	Emma Rothwell	15 Royal	10	23	134	8	16.75	2/0
	Emma Ayliffe	11 Sky	11	14	150	8	18.75	2/14
10	Sophie Martin	15 Azure	4	12	24	7	3.43	4/7
	Ava Spencer	15 Azure	8	16	32	7	4.57	3/3
	Holly Crighton	15 Azure	10	23	78	7	11.14	3/10
	Emma Stanley	11 Ruby	8	20	147	7	21.00	3/6
	Sasha Dunlop	13 Azure	9	27	171	7	24.43	2/11
	Beth Seed	15 Sky	11	32.3	187	7	26.71	2/5

#### HAT-TRICKS

	Player	Team	Figures
1	Ava Spencer	15 Azure	3/3

#### TOP FIELDING DISMISSALS (including 'keepers)

	Player	Team	Matches	Catches	Stumpings	Total
1	Elizabeth Choo	15 Royal	10	6	0	6
2	Frances Goodwin	15 Royal	7	4	2	6

#### HALF-CENTURY SCORERS

	Player	Team	Runs
1	Rebecca Kuiters	15 Royal	73*
2	Amani Dunlop	13 Azure	51*

# PLAYER STATISTICS – JUNIOR GRADES U11 - OPEN

## GENERAL NOTES RE STATISTICS, RECORDS & FORMAT

Please note that all tables are based on team abstracts or MyCricket entries submitted by team volunteers. Care has been taken to publish accurate tables but we apologise for any errors or omissions. Due to the way player statistics are collected and treated, we cannot provide team-based statistics. All players from U11 to Open Division teams are listed by surname per age group. Statistics are not recorded for U8 to U10 teams, but all players, coaches and managers are listed in the report.

### OPEN DIVISION BATTING & FIELDING (6 teams / 72 players)

Player	Team	Innings	Not Outs	Best Score	Runs	Average	Catches	Stumpings	Run Outs
Appleyard, Tom N	Open Navy	3	1	68*	84	42.00	3	0	0
Apps, Fergal J	Open Green	1	0	0	0	0.00	0	0	1
Atkinson, Byron L	Open Orange	4	1	55*	73	24.33	2	0	0
Barbieri Yates, Lucio G	Open Yellow	3	1	4	4	2.00	0	0	0
Barwell, Jaxon B	Open Green	3	1	35*	59	29.50	3	0	0
Beirne, Sebastian M	Open White	3	2	18*	23	23.00	0	0	0
Bennett, Jakub J	Open Yellow	6	1	120*	233	46.60	4	0	0
Black, Harrison T	Open Orange	4	1	11	11	3.67	0	0	0
Bland, Lincoln s	Open Orange	5	2	23	37	12.33	2	1	0
Chapman, Ethan J	Open Yellow	6	1	26	66	13.20	0	0	0
Crighton, Jay M	Open Orange	4	1	38*	81	27.00	1	0	0
Curnow, Max A	Open Grey	5	0	23	33	6.60	0	0	0
Dangerfield, Bailey J	Open Orange	3	1	32*	32	16.00	0	0	0
Deacon, Zeke M	Open Orange	2	0	0	0	0.00	0	0	0
Fischer, Thomas I	Open Grey	5	1	113	142	35.50	2	0	1
Fitzgerald, Daniel P	Open Grey	5	1	87	255	63.75	4	0	1
Forbes, Campbell R	Open Navy	4	1	18	36	12.00	1	0	0
Forster, Harry J	Open Green	3	1	55	108	54.00	1	0	0
France, Henry J	Open Grey	4	0	11	12	3.00	0	0	0
Gordon, Alexander J	Open Grey	1	0	0	0	0.00	2	0	0
Hardy, Matthew K	Open Orange	4	1	13	28	9.33	3	0	0
Harland, Riley J	Open Orange	5	0	13	29	5.80	3	0	0
Hogarth Howes, Gabe M	Open White	3	1	16	29	14.50	0	0	0
Hunter, Harry K	Open Yellow	5	2	47	142	47.33	2	0	0
Hunter, Kyle	Open Navy	3	0	9	20	6.67	4	1	0
Hunter, William K	Open Yellow	6	0	9	28	4.67	2	0	0
Hurwood, Thomas W	Open White	5	1	50	128	32.00	2	0	0
Innes, Cale W	Open Grey	4	0	31	73	18.25	1	0	0
Kelly, Clancy N	Open Orange	4	1	66*	115	38.33	2	0	0
Knight, Darcy J	Open Grey	3	1	12*	23	11.50	1	0	0
Kuiters, Clancy	Open Yellow	5	0	24	36	7.20	0	0	0
Kyprios, Thomas	Open Navy	3	0	19	23	7.67	2	0	0
Labrom, George L	Open White	1	0	0	0	0.00	1	0	1
Lewis, Darcy W	Open Green	4	0	58	110	27.50	0	0	0
Logan, Ryan A	Open White	5	2	28*	53	17.67	3	0	0
Long, Jackson O	Open Navy	3	1	16	18	9.00	0	0	0
Mackay, Lachlan E	Open White	5	0	52	145	29.00	6	0	0
Marshall, Alexander J	Open Green	4	1	49	139	46.33	0	0	0
McAuliffe, Jack O	Open Green	3	1	53*	92	46.00	3	0	0
McCabe, Jack R	Open Grey	5	1	29	77	19.25	1	0	0
McClure, Joel M	Open Grey	4	3	31*	83	83.00	0	0	0
McGill, Luke M	Open Green	3	1	4*	6	3.00	0	0	0
McKartzel, Nathan C	Open Green	3	1	44	68	34.00	1	0	0
Mellick, George P	Open Navy	3	0	2	2	0.67	0	0	0
Meutermans, Oscar W	Open Orange	4	2	12*	26	13.00	3	1	0

### OPEN DIVISION BATTING & FIELDING (continued) (6 teams / 72 players)

Player	Team	Innings	Not Outs	Best Score	Runs	Average	Catches	Stumpings	Run Outs
Miller, Andrew J	Open White	5	2	38*	80	26.67	1	0	1
Muir, Nicholas A	Open Green	3	0	54	70	23.33	3	0	0
Newman, Patrick M	Open Yellow	6	2	29*	68	17.00	4	0	0
O'Hara, James	Open Green	3	0	1	1	0.33	0	0	0
O'Hara, Sean	Open Green	3	2	61*	95	95.00	1	0	0
O'Neill, Jesse R	Open Green	2	1	19*	33	33.00	0	0	0
Panesar, Yuvraj Y	Open Orange	3	2	4*	8	8.00	2	0	0
Pearce, Patrick W	Open Grey	3	0	75	127	42.33	1	0	1
Pearson, James W	Open White	2	0	22	22	11.00	0	0	0
Petersen, Charlie R	Open White	2	0	21	22	11.00	1	0	2
Petersen, William P	Open Navy	3	0	25	53	17.67	0	0	0
Pfizzner, Thomas D	Open White	5	2	109*	238	79.33	3	0	0
Preston, Caleb H	Open Grey	3	0	2	2	0.67	1	0	0
Quinlivan, Christian	Open Yellow	1	1	0*	0	-	0	0	0
Raj, Eshaan D	Open Orange	4	1	78*	119	39.67	0	0	0
Roachock, Benjamin J	Open Yellow	6	2	38*	76	19.00	2	0	0
Smith, Ethan J	Open Navy	4	1	19	29	9.67	0	0	0
Steedman, Lachlan G	Open Navy	3	2	24*	46	46.00	1	0	1
Taylor, Oliver M	Open White	5	3	50*	75	37.50	1	0	0
Theile, James D	Open Navy	3	1	33*	88	44.00	3	0	0
Treston, Dylan A	Open Yellow	6	0	19	30	5.00	1	0	0
Treston, Liam S	Open Yellow	5	2	39*	73	24.33	1	0	0
Urquhart, Ned O	Open Grey	5	2	30*	64	21.33	4	0	0
Waite, Joshua D	Open Yellow	5	3	12*	23	11.50	2	0	0
Watt, Louie G	Open Yellow	4	1	4	7	2.33	2	0	0
Wilkinson, Charles H	Open Grey	3	2	4	5	5.00	1	0	0
Wilkinson, Patrick J	Open Navy	3	1	51*	100	50.00	2	0	0

### OPEN DIVISION BOWLING (6 teams / 72 players)

Player	Team	Overs	Maidens	Runs	Wickets	Best	Average
Appleyard, Tom N	Open Navy	16	3	51	5	4/12	10.20
Apps, Fergal J	Open Green	12	0	49	0	0/13	-
Atkinson, Byron L	Open Orange	12	2	70	0	0/11	-
Barbieri Yates, Lucio G	Open Yellow	10	0	86	4	2/12	21.50
Barwell, Jaxon B	Open Green	-	-	-	-	-	-
Beirne, Sebastian M	Open White	14	1	91	1	1/9	91.00
Bennett, Jakub J	Open Yellow	5.3	1	43	4	3/6	10.75
Black, Harrison T	Open Orange	15	0	90	3	2/12	30.00
Bland, Lincoln s	Open Orange	6	0	40	1	1/30	40.00
Chapman, Ethan J	Open Yellow	15	0	93	4	2/14	23.25
Crighton, Jay M	Open Orange	18	1	96	2	1/9	48.00
Curnow, Max A	Open Grey	7	0	36	1	1/22	36.00
Dangerfield, Bailey J	Open Orange	3	1	5	2	1/1	2.50
Deacon, Zeke M	Open Orange	13	0	78	3	2/15	26.00
Fischer, Thomas I	Open Grey	22.5	2	94	2	2/5	47.00
Fitzgerald, Daniel P	Open Grey	2	0	7	2	2/7	3.50
Forbes, Campbell R	Open Navy	15	0	75	3	1/22	25.00
Forster, Harry J	Open Green	14.3	0	61	2	2/7	30.50
France, Henry J	Open Grey	14	0	115	1	1/21	115.00
Gordon, Alexander J	Open Grey	23	2	166	3	2/30	55.33
Hardy, Matthew K	Open Orange	5	0	30	0	0/4	-
Harland, Riley J	Open Orange	8	0	59	1	1/14	59.00
Hogarth Howes, Gabe M	Open White	25.1	4	127	5	3/33	25.40

**OPEN DIVISION BOWLING (continued) (6 teams / 72 players)**

<b>Player</b>	<b>Team</b>	<b>Overs</b>	<b>Maidens</b>	<b>Runs</b>	<b>Wickets</b>	<b>Best</b>	<b>Average</b>
Hunter, Harry K	Open Yellow	22	5	119	1	1/21	119.00
Hunter, Kyle	Open Navy	4	1	21	0	0/21	-
Hunter, William K	Open Yellow	4	0	47	0	0/14	-
Hurwood, Thomas W	Open White	9	0	34	4	3/23	8.50
Innes, Cale W	Open Grey	15.1	0	141	2	1/22	70.50
Kelly, Clancy N	Open Orange	22	1	144	2	1/15	72.00
Knight, Darcy J	Open Grey	15	3	60	1	1/6	60.00
Kuiters, Clancy	Open Yellow	24	1	137	4	1/9	34.25
Kyprios, Thomas	Open Navy	1	0	15	0	0/15	-
Labrom, George L	Open White	31.3	3	138	3	2/20	46.00
Lewis, Darcy W	Open Green	19	3	58	4	3/20	14.50
Logan, Ryan A	Open White	24	1	131	3	3/34	43.67
Long, Jackson O	Open Navy	12	1	77	5	3/20	15.40
Mackay, Lachlan E	Open White	21	1	112	3	1/8	37.33
Marshall, Alexander J	Open Green	6	0	20	0	0/10	-
McAuliffe, Jack O	Open Green	18	3	72	4	2/8	18.00
McCabe, Jack R	Open Grey	19.3	2	68	7	4/12	9.71
McClure, Joel M	Open Grey	25.3	2	175	3	3/20	58.33
McGill, Luke M	Open Green	13	0	45	3	3/14	15.00
McKarzel, Nathan C	Open Green	13	1	60	4	3/27	15.00
Mellick, George P	Open Navy	16.1	0	75	3	2/33	25.00
Meutermans, Oscar W	Open Orange	1	0	9	2	2/9	4.50
Miller, Andrew J	Open White	-	-	-	-	-	-
Muir, Nicholas A	Open Green	24.2	3	49	5	2/8	9.80
Newman, Patrick M	Open Yellow	12	0	102	2	1/9	51.00
O'Hara, James	Open Green	18	1	76	3	2/24	25.33
O'Hara, Sean	Open Green	17	0	92	1	1/38	92.00
O'Neill, Jesse R	Open Green	7	1	32	0	0/15	-
Appleyard, Tom N	Open Navy	16	3	51	5	4/12	10.20
Panesar, Yuvraj Y	Open Orange	23	4	84	4	3/32	21.00
Pearce, Patrick W	Open Grey	-	-	-	-	-	-
Pearson, James W	Open White	29.1	3	141	7	3/52	20.14
Petersen, Charlie R	Open White	20.2	2	138	5	3/12	27.60
Petersen, William P	Open Navy	14	4	43	4	2/13	10.75
Pfitzner, Thomas D	Open White	13	2	55	2	2/29	27.50
Preston, Caleb H	Open Grey	17	0	111	2	1/11	55.50
Quinlivan, Christian	Open Yellow	2	0	18	0	0/18	-
Raj, Eshaan D	Open Orange	16	2	84	2	1/14	42.00
Roachock, Benjamin J	Open Yellow	10	0	59	1	1/14	59.00
Smith, Ethan J	Open Navy	10	0	43	1	1/5	43.00
Steedman, Lachlan G	Open Navy	10	0	68	1	1/47	68.00
Taylor, Oliver M	Open White	4	0	28	0	0/13	-
Theile, James D	Open Navy	17	4	73	1	1/35	73.00
Treston, Dylan A	Open Yellow	14	0	112	1	1/33	112.00
Treston, Liam S	Open Yellow	18	1	123	3	2/22	41.00
Urquhart, Ned O	Open Grey	7	0	57	2	1/12	28.50
Waite, Joshua D	Open Yellow	25	6	102	6	3/13	17.00
Watt, Louie G	Open Yellow	9	0	86	1	1/15	86.00
Wilkinson, Charles H	Open Grey	28	1	154	1	1/22	154.00
Wilkinson, Patrick J	Open Navy	7	1	53	0	0/24	-

## UNDER 15 BATTING & FIELDING (6 teams / 83 players)

Player	Team	Innings	Not Outs	Best Score	Runs	Average	Catches	Stumpings	Run Outs
Allan, Joseph P	15 Purple	6	0	26	39	6.50	0	0	0
Anderson, Joshua T	15 Blue	3	1	3	7	3.50	0	0	0
Bell Bray, Sabian B	15 Purple	2	0	15	22	11.00	0	0	0
Bell, Henry W	15 Grey	4	0	10	13	3.25	0	0	0
Besley, Albert	15 Purple	9	1	31	122	15.25	1	1	1
Bidgood, Carter C	15 Orange	4	0	35	59	14.75	3	0	0
Boiston, Oliver W	15 Green	8	0	70	114	14.25	2	0	0
Brown, Declan E	15 Blue	4	0	9	21	5.25	0	0	0
Cassim, Hasnain	15 Grey/Purple	7	2	20	24	4.80	0	0	0
Chapman, Douglas	15 Grey	3	0	47	49	16.33	2	0	0
Clark, Max S	15 Yellow	5	1	59*	94	23.50	1	0	0
Colen, Lachlan L	15 Purple	8	3	7*	21	4.20	1	0	0
Connolly, Ryan	15 Purple	3	1	21	25	12.50	0	0	0
Cook, Jenson J	15 Green	8	2	50*	108	18.00	3	0	1
Cooper, Dylan G	15 Orange	4	1	14	22	7.33	0	0	0
Cope, Harry J	15 Green	7	2	13*	34	6.80	2	0	1
Davies, Thomas L	15 Green	1	1	32*	32	-	0	0	0
Du Payne, Ethan G	15 Blue	5	0	70	132	26.40	2	0	1
Duncan, Dylan	15 Green	1	0	5	5	5.00	0	0	0
Evans, Xavier J	15 Yellow	5	3	26*	59	29.50	0	0	0
Feltham, Duncan A	15 Grey	4	1	46	138	46.00	1	0	0
Ferguson, Benjamin A	15 Yellow	5	3	31*	105	52.50	4	0	0
Fitzpatrick, Jack W	15 Yellow	4	0	12	25	6.25	0	0	0
Ford, Lachlan P	15 Orange	3	1	24*	28	14.00	3	0	0
Frost, Harry R	15 Yellow	1	1	19*	19	-	0	0	0
Gurr, James A	15 Orange	3	0	2	3	1.00	1	0	1
Hancock, Sol K	15 Blue	2	1	4	5	5.00	1	0	0
Harris, Henry G	15 Purple	3	2	10*	11	11.00	0	0	0
Hilditch, Guy J	15 Grey	5	2	59	97	32.33	5	0	0
Hobart, Cameron A	15 Grey	4	1	8	17	5.67	1	1	0
Hollins, Brodie J	15 Green	6	0	25	51	8.50	3	1	1
Hollins, Dylan W	15 Green	5	1	21	50	12.50	2	0	0
Horton, Jock B	15 Grey	5	2	102*	183	61.00	1	0	0
Houlihan, Mason	15 Orange	4	0	28	68	17.00	3	0	0
Hrstich, Max R	15 Orange	3	2	19	37	37.00	1	0	0
Hubbard, Flynn K	15 Yellow	6	3	18*	51	17.00	0	0	0
Huntley, Lachlan H	15 Yellow	6	1	9	22	4.40	1	0	0
Ikin, Joseph A	15 Blue	5	1	22	57	14.25	1	0	0
Jeh, Saxon	15 Purple	2	2	29*	39	-	0	0	0
Jury, Morgan H	15 Grey	3	0	10	15	5.00	1	0	0
Love, Ethan J	15 Yellow	4	1	33*	73	24.33	1	0	0
Love, Jack E	15 Yellow	4	2	55*	79	39.50	1	0	0
Marshall, Harry	15 Yellow	1	1	9*	9	-	0	0	0
Marton, Henry S	15 Green	8	1	7	31	4.43	3	0	0
McCall, Jim D	15 Blue	5	0	56	123	24.60	1	0	0
McCall, Lachlan F	15 Blue	dnb	dnb	dnb	dnb	-	0	0	0
McClure, Alistair J	15 Purple	6	1	18*	54	10.80	0	0	1
McFadden, Cooper	15 Green	6	1	14	43	8.60	8	0	1
McKim, Harry W	15 Yellow	6	2	27*	40	10.00	1	0	0
Morris, Liam C	15 Yellow	3	0	39	54	18.00	0	0	0
Murphy, Benjamin K	15 Blue	3	0	4	4	1.33	1	0	1
Murray, Jude	15 Grey	3	1	20*	30	15.00	2	0	0
Neep, Jonathan J	15 Grey	4	0	22	35	8.75	1	0	1
Nuss, Billy T	15 Blue	5	0	100	161	32.20	2	0	0

### UNDER 15 BATTING (continued) (6 teams / 83 players)

Player	Team	Innings	Not Outs	Best Score	Runs	Average	Catches	Stumpings	Run Outs
O'Connell, Aidan P	15 Purple	6	2	58*	178	44.50	2	0	3
O'Neill, Lachlan M	15 Orange	3	1	18*	44	22.00	1	0	0
O'Rourke, Darcy T	15 Yellow	6	3	32*	77	25.67	0	0	1
Parkin, Jamieson T	15 Blue	5	1	41	53	13.25	4	0	0
Poore, Lachlan	15 Purple	9	4	50*	168	33.60	2	0	0
Power, Robbie C	15 Green	dnb	dnb	dnb	dnb	-	0	0	0
Pye, Fraser J	15 Purple	3	1	22	39	19.50	1	0	0
Reeves, Benjamin W	15 Purple	9	1	59*	114	14.25	3	0	2
Roantree, Finian T	15 Blue/Purple	7	3	25*	89	22.25	3	0	2
Rowell, Dominic A	15 Orange	3	0	15	23	7.67	0	0	0
Seton, Jude G	15 Green	6	2	28	117	29.25	5	1	2
Sharland, Matthew C	15 Green	1	1	0*	0	-	0	1	0
Smith, Oscar J	15 Blue	5	0	49	81	16.20	1	0	1
Speakman, Jett	15 Purple	7	0	20	63	9.00	1	0	0
Spence, Oliver L	15 Yellow	5	0	65	194	38.80	4	0	1
Steane-Bear, Fred M	15 Green	8	2	69*	236	39.33	0	0	1
Swift, Jack	15 Purple	8	1	33*	92	13.14	3	0	2
Syrett, Rhys J	15 Orange	4	1	54	98	32.67	3	0	0
Telfer, Hamish A	15 Purple	5	1	9*	16	4.00	1	0	0
Tierney, Patrick J	15 Orange	3	0	37	55	18.33	4	0	0
Titmus, Alasdair E	15 Green	4	1	9	12	4.00	1	0	0
Tozer, Thomas	15 Orange	3	0	39	66	22.00	1	0	2
Trindall, Jinali	15 Green	5	0	1	1	0.20	0	0	1
Trotter, Matthew J	15 Blue	4	1	110*	221	73.67	5	5	1
Vengateri, Rohan	15 Green	6	0	40	75	12.50	0	0	0
Vidler, Callum A	15 Grey	4	1	106*	215	71.67	4	0	0
Weaver, Thomas	15 Orange	2	1	7*	13	13.00	0	0	0
Whitten, Joseph R	15 Green	dnb	dnb	dnb	dnb	-	0	0	1
Zipf, Marcus G	15 Orange	dnb	dnb	dnb	dnb	-	1	0	1

dnb - did not bat





### UNDER 15 BOWLING (6 teams / 83 players)

Player	Team	Overs	Maidens	Runs	Wickets	Best	Average
Allan, Joseph P	15 Purple	5	0	50	0	0/23	-
Anderson, Joshua T	15 Blue	3	0	13	0	0/13	-
Bell Bray, Sabian B	15 Purple	-	-	-	-	-	-
Bell, Henry W	15 Grey	12	0	72	2	1/12	36.00
Besley, Albert	15 Purple	2	0	19	0	0/19	-
Bidgood, Carter C	15 Orange	15	1	103	4	2/35	25.75
Boiston, Oliver W	15 Green	31.1	6	114	5	2/24	22.80
Brown, Declan E	15 Blue	-	-	-	-	-	-
Cassim, Hasnain	15 Grey/Purple	13	2	61	5	2/16	12.20
Chapman, Douglas	15 Grey	15	1	85	0	0/16	-
Clark, Max S	15 Yellow	11	0	56	0	0/9	-
Colen, Lachlan L	15 Purple	47	2	206	3	1/20	68.67
Connolly, Ryan	15 Purple	36	3	161	5	2/32	32.20
Cook, Jenson J	15 Green	30	6	100	6	2/16	16.67
Cooper, Dylan G	15 Orange	12	1	100	0	0/8	-
Cope, Harry J	15 Green	50	9	153	8	3/30	19.13
Davies, Thomas L	15 Green	2	0	18	0	0/18	-
Du Payne, Ethan G	15 Blue	21	7	55	4	1/2	13.75
Duncan, Dylan	15 Green	-	-	-	-	-	-
Evans, Xavier J	15 Yellow	19.1	0	144	2	2/19	72.00
Feltham, Duncan A	15 Grey	4	0	36	0	0/11	-
Ferguson, Benjamin A	15 Yellow	9	1	46	2	2/4	23.00
Fitzpatrick, Jack W	15 Yellow	11	1	77	3	1/16	25.67
Ford, Lachlan P	15 Orange	24	3	93	3	2/25	31.00
Frost, Harry R	15 Yellow	3	0	12	0	0/12	-
Gurr, James A	15 Orange	10.1	0	77	3	2/3	25.67
Hancock, Sol K	15 Blue	13.3	2	50	4	2/13	12.50
Harris, Henry G	15 Purple	10.4	1	65	2	2/17	32.50
Hilditch, Guy J	15 Grey	16	1	66	4	2/23	16.50
Hobart, Cameron A	15 Grey	15.1	2	58	3	1/10	19.33
Hollins, Brodie J	15 Green	25.3	3	78	5	2/0	15.60
Hollins, Dylan W	15 Green	27	3	118	2	2/15	59.00
Horton, Jock B	15 Grey	13	0	71	1	1/41	71.00
Houlihan, Mason	15 Orange	25	3	115	5	3/46	23.00
Hrstich, Max R	15 Orange	12	1	45	2	1/14	22.50
Hubbard, Flynn K	15 Yellow	20	2	134	2	1/10	67.00
Huntley, Lachlan H	15 Yellow	21	0	134	4	2/33	33.50
Ikin, Joseph A	15 Blue	7.2	2	35	4	3/0	8.75
Jeh, Saxon	15 Purple	3	0	5	0	0/5	-
Jury, Morgan H	15 Grey	16	1	92	4	2/5	23.00
Love, Ethan J	15 Yellow	19	1	77	1	1/18	77.00
Love, Jack E	15 Yellow	24	2	95	1	1/22	95.00
Marshall, Harry	15 Yellow	3	0	38	0	0/38	-
Marton, Henry S	15 Green	21.2	3	100	2	1/7	50.00
McCall, Jim D	15 Blue	7	1	28	0	0/7	-
McCall, Lachlan F	15 Blue	4.1	1	9	2	2/9	4.50
McClure, Alistair J	15 Purple	16	1	83	3	2/8	27.67
McFadden, Cooper	15 Green	7	2	21	3	2/2	7.00
McKim, Harry W	15 Yellow	23	0	128	1	1/34	128.00
Morris, Liam C	15 Yellow	10	1	52	1	1/20	52.00
Murphy, Benjamin K	15 Blue	7	1	37	0	0/1	-
Murray, Jude	15 Grey	11	0	51	2	1/10	25.50
Neep, Jonathan J	15 Grey	18.3	1	96	5	2/39	19.20
Nuss, Billy T	15 Blue	26.1	5	67	8	4/10	8.38
O'Connell, Aidan P	15 Purple	23	1	111	1	1/6	111.00

### UNDER 15 BOWLING (continued) (6 teams / 83 players)

Player	Team	Overs	Maidens	Runs	Wickets	Best	Average
O'Neill, Lachlan M	15 Orange	6	0	37	0	0/13	-
O'Rourke, Darcy T	15 Yellow	22	1	120	0	0/12	-
Parkin, Jamieson T	15 Blue	24	1	107	7	3/34	15.29
Poore, Lachlan	15 Purple	13.5	2	88	1	1/36	88.00
Power, Robbie C	15 Green	2	0	17	0	0/17	-
Pye, Fraser J	15 Purple	9	0	76	1	1/29	76.00
Reeves, Benjamin W	15 Purple	26.5	0	156	3	1/25	52.00
Roantree, Finian T	15 Blue/Purple	42	10	161	5	2/18	32.20
Rowell, Dominic A	15 Orange	16	2	93	1	1/31	93.00
Seton, Jude G	15 Green	-	-	-	-	-	-
Sharland, Matthew C	15 Green	-	-	-	-	-	-
Smith, Oscar J	15 Blue	12	1	53	0	0/8	-
Speakman, Jett	15 Purple	18	0	152	2	1/14	76.00
Spence, Oliver L	15 Yellow	15	1	83	1	1/26	83.00
Steane-Bear, Fred M	15 Green	24	3	105	4	3/14	26.25
Swift, Jack	15 Purple	21	2	110	5	2/18	22.00
Syrett, Rhys J	15 Orange	14	3	69	2	2/5	34.50
Telfer, Hamish A	15 Purple	31	0	185	2	1/33	92.50
Tierney, Patrick J	15 Orange	16	1	75	5	2/8	15.00
Titmus, Alasdair E	15 Green	10	0	67	2	1/22	33.50
Tozer, Thomas	15 Orange	10.4	2	47	2	1/5	23.50
Trindall, Jinali	15 Green	22	2	100	4	2/5	25.00
Trotter, Matthew J	15 Blue	-	-	-	-	-	-
Vengateri, Rohan	15 Green	20	1	128	3	1/7	42.67
Vidler, Callum A	15 Grey	22.2	1	108	7	3/41	15.43
Weaver, Thomas	15 Orange	7	0	39	0	0/15	-
Whitten, Joseph R	15 Green	5	1	22	0	0/22	-
Zipf, Marcus G	15 Orange	3	0	16	0	0/16	-



Family Fun Night

## UNDER 15 AZURE GIRLS PREMIERSHIP TEAM



### VALLEY DISTRICT CRICKET CLUB

KEEPING YOUTH BUSY IN SPORT



#### UNDER 15 AZURE - 2019/2020

Back Row: Stella Tosoni, Eden Colen, Robert Bailey (Coach), Grace Dudgeon, Daisey Bateman.  
 Front Row: Jessica Crighton, Indiana Bailey, Ava Spencer, Holly Crighton, Elise O'Kane.  
 Absent: Bridget Lyons, Katherine Winwood, Keith Crighton (Manager).

*Ronald Simmonds Photography*

## UNDER 14 GREY PREMIERSHIP TEAM



### VALLEY DISTRICT CRICKET CLUB

KEEPING YOUTH BUSY IN SPORT



#### UNDER 14 GREY - 2019/2020

Back Row: Phil Tinetti (Coach), Hayden Jones, Jack Petersen, Tristan Tinetti, Rudy Coulam, Jasper Bamford, Darren Jones (Manager).  
 Front Row: Ryan Jones, Christian Sorensen-Bews, Jude Goodman, Mitchell Henderson, Heath Tallon, Hamish Sorensen-Bews.

*Ronald Simmonds Photography*

## UNDER 14 BATTING & FIELDING (9 teams / 114 players)

Player	Team	Innings	Not Outs	Best Score	Runs	Average	Catches	Stumpings	Run Outs
Allan, Joseph P	14 Maroon	1	0	0	0	0.00	0	0	0
Arnold, Owen	14 Gold	4	1	13*	20	6.67	0	0	0
Bamford, Jasper R	14 Grey	5	0	23	55	11.00	8	1	1
Barron, Ted M	14 Purple	3	1	54	99	49.50	1	0	0
Bell Bray, Orlando O	14 Gold	10	0	47	155	15.50	4	0	0
Bell Bray, Sabian B	14 Gold	7	1	57*	159	26.50	2	0	1
Bellamy, Mitchell	14 Green	1	0	1	1	1.00	0	0	0
Benson, Jake	14 Blue	4	0	18	25	6.25	1	0	0
Brandt, Robert	14 Orange	4	2	25*	37	18.50	5	1	0
Buck, Oliver W	14 Green	5	2	110*	176	58.67	2	0	0
Challenor, Ted J	14 Purple	4	0	39	79	19.75	1	0	2
Charles, William J	14 Blue	6	0	27	33	5.50	2	0	0
Cheesman, Peter R	14 Navy	5	0	16	24	4.80	0	0	0
Cleary, Flynn D	14 Orange	4	2	50*	96	48.00	1	0	0
Cobcroft, Jack	14 Gold	7	0	4	5	0.71	0	0	0
Coco, Noah T	14 Orange	5	2	58*	129	43.00	1	0	0
Coleman, Lachlan A	14 Purple	2	1	14*	27	27.00	0	0	0
Collins, Samuel J	14 Navy	5	1	9	17	4.25	1	0	0
Connolly, Flynn	14 Orange	4	1	19	40	13.33	0	0	0
Conway, Benjamin	14 Gold	7	1	91*	285	47.50	3	0	0
Coulam, Rudy D	14 Grey	6	3	62*	138	46.00	4	0	1
Cox, Lachlan	14 Blue	3	0	17	23	7.67	4	0	1
Davidson, Jake D	14 Purple	2	0	26	31	15.50	0	0	0
Davies, Thomas L	14 Maroon	4	0	15	21	5.25	2	0	1
Davis, Jonathan G	14 Yellow	3	0	70	89	29.67	4	0	0
Draper, Jayden S	14 Yellow	3	1	25	38	19.00	2	0	1
Duncan, Dylan	14 Maroon	4	1	15	39	13.00	2	0	1
Dunne, Jack W	14 Green	5	0	7	12	2.40	1	0	0
Ephraims, Joel T	14 Maroon	4	1	51	127	42.33	0	0	1
Fasone, Nicholas	14 Green	3	0	31	41	13.67	4	1	0
Frost, Harry R	14 Orange	5	5	50*	179	-	4	0	0
Garske, Michael J	14 Navy	6	0	25	47	7.83	0	0	0
Gittins, Samuel	14 Gold	8	1	7	13	1.86	5	0	0
Goodman, Jude A	14 Grey	8	6	67*	271	135.50	9	1	2
Goodwin, Alexander	14 Gold	9	0	27	60	6.67	3	0	0
Goodwin, Frances Y	14 Gold	dnb	dnb	dnb	dnb	-	0	0	0
Gordon, Oliver J	14 Navy	6	0	17	48	8.00	2	0	0
Green, Isaac W	14 Purple	2	0	1	1	0.50	0	0	0
Guise, Cooper G	14 Purple	4	1	20	40	13.33	2	0	0
Gulliver, Harry L	14 Gold	5	2	33	65	21.67	0	0	1
Gurr, Mitchell D	14 Gold	6	1	8	27	5.40	0	0	0
Hallion, Tom R	14 Blue	5	2	52*	132	44.00	2	0	0
Harris, Henry G	14 Yellow/Grey	4	0	13	19	4.75	0	0	0
Harrison, Marly O	14 Gold	8	2	12	29	4.83	1	0	0
Hawke, Joshua M	14 Navy	5	2	13*	19	6.33	0	0	0
Hayter, Michael W	14 Navy	6	0	43	157	26.17	2	0	1
Henderson, Mitchell L	14 Grey	5	1	17*	38	9.50	5	0	0
Henry, Leo D	14 Orange	5	3	68*	222	111.00	3	0	0
Hrstich, Max R	14 Orange	1	1	18*	18	-	0	0	0
Jeh, Saxon	14 Yellow	3	2	57*	101	101.00	2	0	2
Johnson, Daniel C	14 Green	6	2	54*	95	23.75	0	0	0
Jones, Findlay	14 Yellow	2	0	40	67	33.50	1	0	1
Jones, Hayden E	14 Grey	8	1	38*	169	24.14	4	0	0
Jones, Ryan A	14 Grey	8	3	65*	179	35.80	2	0	2
Joseph, George A	14 Blue	5	0	51	170	34.00	2	0	1
Keogh, Thomas J	14 Blue	3	1	33	45	22.50	1	0	0
Knight, Henry	14 Maroon	4	1	6	9	3.00	0	0	0
Kyprios, Stephen	14 Green	5	0	34	52	10.40	1	0	0
Lewis, Samuel P	14 Blue	6	2	64	152	38.00	2	0	0
Lynn, Isaac J	14 Navy	5	1	12	25	6.25	0	0	0
MacLeod, Finlay A	14 Blue	5	2	21*	78	26.00	0	0	1
Malone, Mason J	14 Green	1	0	7	7	7.00	0	0	0
Marshall, Harry	14 Orange	5	2	50*	149	49.67	2	0	0
Martyn-Jones, Finnbar P	14 Gold	6	1	14	26	5.20	0	0	0
Matthews, Jack	14 Green	1	1	56*	56	-	0	0	0
McCall, Lachlan F	14 Orange	5	1	50*	128	32.00	3	0	0

**UNDER 14 BATTING & FIELDING (continued) (9 teams / 114 players)**

Player	Team	Innings	Not Outs	Best Score	Runs	Average	Catches	Stumpings	Run Outs
McGauley, William R	14 Navy	5	1	56	136	34.00	0	0	0
Mondon, Joshua	14 Gold	3	0	5	8	2.67	1	0	0
Morris, Louis H	14 Maroon	4	1	111	172	57.33	1	0	1
Morrissey, John J	14 Yellow	2	0	22	26	13.00	1	0	0
Nickelson, William A	14 Orange	3	1	38*	58	29.00	3	1	0
Nilsen, Paul	14 Green	4	0	6	13	3.25	0	0	0
Nuss, Billy T	14 Orange	2	0	22	23	11.50	1	0	0
O Keffe, Rory	14 Purple	4	1	12*	29	9.67	4	1	0
O'Malley, Henry J	14 Purple	3	0	7	10	3.33	0	0	0
Owen, Henry	14 Gold	4	0	28	51	12.75	4	0	0
Petersen, Jack A	14 Grey	3	1	8*	9	4.50	2	0	0
Pope, Harrison J	14 Green	5	1	36	60	15.00	4	0	0
Powe, Oliver B	14 Purple	4	1	34	58	19.33	3	0	0
Power, Robbie C	14 Maroon	3	0	20	25	8.33	1	0	1
Rajendraprasad, Nithin Pranav	14 Purple	4	1	16	31	10.33	2	0	0
Ratnayake, Sunera	14 Gold	7	4	4*	5	1.67	0	0	0
Reck, Harrison	14 Yellow	1	0	0	0	0.00	0	0	0
Reck, Lachlan	14 Yellow	2	0	9	11	5.50	3	0	0
Reck, Thomas	14 Blue	5	0	6	11	2.20	0	0	0
Reinke, Benjamin R	14 Green	3	0	27	34	11.33	1	0	0
Robson, Cooper	14 Green	4	2	10*	13	6.50	0	0	0
Rose, Blake M	14 Purple	2	0	12	12	6.00	1	0	0
Scarcella, Charlie M	14 Navy	4	0	6	12	3.00	0	0	0
Sharland, Matthew C	14 Maroon	4	1	46*	64	21.33	1	0	0
Shay, Jack A	14 Gold	6	1	24	36	7.20	0	0	0
Siddle, Will R	14 Green	6	2	54*	91	22.75	0	0	0
Slaughter, Max P	14 Purple	3	2	95*	139	139.00	2	0	0
Small, Thomas A	14 Yellow	3	0	16	36	12.00	2	0	0
Smith, Jack H	14 Orange	4	2	24*	44	22.00	1	0	0
Sorby, Joe S	14 Yellow	3	0	17	31	10.33	1	0	1
Sorensen-Bews, Christian A	14 Grey	8	4	113*	320	80.00	7	0	0
Sorensen-Bews, Hamish K	14 Grey	8	4	61*	173	43.25	3	0	0
Tallon, Heath W	14 Grey	7	3	54*	150	37.50	2	0	1
Thomas, Edward G	14 Green	4	2	10*	11	5.50	2	0	1
Thompson, James W	14 Gold	5	2	10*	14	4.67	0	0	0
Tinetti, Tristan C	14 Grey	8	2	53*	211	35.17	0	0	0
Trotter, Mitchell A	14 Orange	4	1	43*	80	26.67	1	0	0
Ward, Luke M	14 Yellow	3	0	39	72	24.00	0	0	2
Wark, Ashton	14 Gold	8	2	27*	89	14.83	1	0	0
Wark, Finn	14 Gold	3	0	4	6	2.00	0	1	0
Watt, Roman S	14 Maroon	4	0	40	69	17.25	1	0	0
Weaver, Beau	14 Navy	6	2	11	44	11.00	2	0	0
Weaver, Charles	14 Maroon	4	2	15	29	14.50	2	0	0
Weir, Alec	14 Blue	2	1	4	4	4.00	0	0	0
Wex, Thomas C	14 Navy	5	1	20	21	5.25	3	0	0
Whitten, Joseph R	14 Maroon	4	1	80*	93	31.00	4	0	1
Williams, Jackson M	14 Blue	6	3	57	166	55.33	3	0	0
Williams, Thomas C	14 Blue	6	1	28	49	9.80	3	0	0

dnb - did not bat

### UNDER 14 BOWLING (9 teams / 114 players)

Player	Team	Overs	Maidens	Runs	Wickets	Best	Average
Allan, Joseph P	14 Maroon	1	0	14	0	0/14	-
Arnold, Owen	14 Gold	9	1	37	3	3/19	12.33
Bamford, Jasper R	14 Grey	16	2	106	7	3/30	15.14
Barron, Ted M	14 Purple	13	2	30	3	2/6	10.00
Bell Bray, Orlando O	14 Gold	23	1	113	0	0/8	-
Bell Bray, Sabian B	14 Gold	35	3	160	8	3/11	20.00
Bellamy, Mitchell	14 Green	6	0	38	3	3/38	12.67
Benson, Jake	14 Blue	14	3	61	4	2/1	15.25
Brandt, Robert	14 Orange	8.1	3	15	4	3/9	3.75
Buck, Oliver W	14 Green	23.1	0	158	3	2/59	52.67
Challenor, Ted J	14 Purple	17	0	106	3	1/12	35.33
Charles, William J	14 Blue	20	0	122	5	3/25	24.40
Cheesman, Peter R	14 Navy	21.1	1	217	2	1/28	108.50
Cleary, Flynn D	14 Orange	28	9	67	3	1/6	22.33
Cobcroft, Jack	14 Gold	9.3	1	55	0	0/2	-
Coco, Noah T	14 Orange	13	3	58	1	1/3	58.00
Coleman, Lachlan A	14 Purple	7	0	36	2	2/9	18.00
Collins, Samuel J	14 Navy	17.1	0	123	3	3/42	41.00
Connolly, Flynn	14 Orange	12	1	43	3	2/9	14.33
Conway, Benjamin	14 Gold	14.4	1	97	2	1/0	48.50
Coulam, Rudy D	14 Grey	36.5	3	207	9	3/35	23.00
Cox, Lachlan	14 Blue	14.5	0	80	3	2/7	26.67
Davidson, Jake D	14 Purple	11	0	75	2	1/12	37.50
Davies, Thomas L	14 Maroon	16	2	70	0	0/0	-
Davis, Jonathan G	14 Yellow	9	0	41	3	2/23	13.67
Draper, Jayden S	14 Yellow	5	1	18	2	2/13	9.00
Duncan, Dylan	14 Maroon	9.3	0	81	1	1/63	81.00
Dunne, Jack W	14 Green	1	0	16	0	0/16	-
Ephraims, Joel T	14 Maroon	8.5	1	31	5	3/8	6.20
Fasone, Nicholas	14 Green	1	0	11	0	0/11	-
Frost, Harry R	14 Orange	14	2	68	4	2/27	17.00
Garske, Michael J	14 Navy	10	0	80	0	0/9	-
Gittins, Samuel	14 Gold	55.1	5	262	13	3/13	20.15
Goodman, Jude A	14 Grey	33.1	8	99	13	4/6	7.62
Goodwin, Alexander	14 Gold	14	1	97	2	2/9	48.50
Goodwin, Frances Y	14 Gold	2	0	9	0	0/9	-
Gordon, Oliver J	14 Navy	21	1	118	3	1/14	39.33
Green, Isaac W	14 Purple	6	1	15	2	2/10	7.50
Guise, Cooper G	14 Purple	17.4	1	116	2	1/7	58.00
Gulliver, Harry L	14 Yellow/Gold	31	4	120	2	1/5	60.00
Gurr, Mitchell D	14 Gold	20	0	100	2	1/6	50.00
Hallion, Tom R	14 Blue	23	1	81	11	4/17	7.36
Harris, Henry G	14 Yellow/Grey	13	2	63	2	1/18	31.50
Harrison, Marly O	14 Gold	45	2	228	9	3/38	25.33
Hawke, Joshua M	14 Navy	21	1	169	1	1/48	169.00
Hayter, Michael W	14 Navy	9	0	63	2	2/13	31.50
Henderson, Mitchell L	14 Grey	30	5	149	6	3/30	24.83
Henry, Leo D	14 Orange	18	5	76	7	3/36	10.86
Hrstich, Max R	14 Orange	4	0	27	0	0/27	-
Jeh, Saxon	14 Yellow	24	5	91	3	2/36	30.33
Johnson, Daniel C	14 Green	19	3	94	6	4/48	15.67
Jones, Findlay	14 Yellow	21	3	94	2	1/25	47.00
Jones, Hayden E	14 Grey	33.4	8	103	10	2/2	10.30
Jones, Ryan A	14 Grey	4	0	46	0	0/2	-
Joseph, George A	14 Blue	13	1	73	0	0/6	-
Keogh, Thomas J	14 Blue	19.5	2	70	5	2/5	14
Knight, Henry	14 Maroon	6	1	20	1	1/13	20.00
Kyprios, Stephen	14 Green	11	0	75	1	1/19	75.00
Lewis, Samuel P	14 Blue	26	3	80	5	2/15	16.00
Lynn, Isaac J	14 Navy	11	0	89	3	2/27	29.67
MacLeod, Finlay A	14 Blue	15	1	77	3	2/15	25.67
Malone, Mason J	14 Green	3	0	29	1	1/29	29.00
Marshall, Harry	14 Orange	10.3	2	43	2	1/6	21.50
Martyn-Jones, Finnbar P	14 Gold	12	0	94	1	1/15	94.00

**UNDER 14 BOWLING (continued) (9 teams / 114 players)**

<b>Player</b>	<b>Team</b>	<b>Overs</b>	<b>Maidens</b>	<b>Runs</b>	<b>Wickets</b>	<b>Best</b>	<b>Average</b>
Matthews, Jack	14 Green	0	0	0	0	-	-
McCall, Lachlan F	14 Orange	22	5	66	4	2/28	16.50
McGauley, William R	14 Navy	25	6	111	3	2/27	37.00
Mondon, Joshua	14 Gold	12	1	63	1	1/41	63.00
Morris, Louis H	14 Maroon	12	1	57	1	1/6	57.00
Morrissey, John J	14 Yellow	6	1	25	4	3/13	6.25
Nickelson, William A	14 Orange	17	4	39	6	2/6	6.50
Nilsen, Paul	14 Green	16	0	88	1	1/22	88.00
Nuss, Billy T	14 Orange	13	0	66	2	2/6	33.00
O Keeffe, Rory	14 Purple	3	1	2	0	0/2	-
O'Malley, Henry J	14 Purple	2	0	21	0	0/21	-
Owen, Henry	14 Gold	21	2	93	3	2/57	31.00
Petersen, Jack A	14 Grey	37.4	2	134	9	3/15	14.89
Pope, Harrison J	14 Green	2	0	12	0	0/6	-
Powe, Oliver B	14 Purple	13	0	74	2	1/6	37.00
Power, Robbie C	14 Maroon	22	1	120	2	1/45	60.00
Rajendraprasad, Nithin Pranav	14 Purple	14	2	89	3	1/12	29.67
Ratnayake, Sunera	14 Gold	6	0	60	1	1/11	60.00
Reck, Harrison	14 Yellow	7	0	45	0	0/45	-
Reck, Lachlan	14 Yellow	22	3	100	3	2/49	33.33
Reck, Thomas	14 Blue	16	1	88	5	2/17	17.60
Reinke, Benjamin R	14 Green	20	4	91	3	2/29	30.33
Robson, Cooper	14 Green	23.4	0	199	5	3/38	39.80
Rose, Blake M	14 Purple	10	2	53	1	1/43	53.00
Scarcella, Charlie M	14 Navy	10	1	83	1	1/22	83.00
Sharland, Matthew C	14 Maroon	18	2	98	5	2/15	19.60
Shay, Jack A	14 Gold	13	1	75	0	0/3	-
Siddle, Will R	14 Green	8	0	74	1	1/39	74.00
Slaughter, Max P	14 Purple	14.1	0	129	4	3/24	32.25
Small, Thomas A	14 Yellow	3	0	13	0	0/13	-
Smith, Jack H	14 Orange	7	1	30	0	0/2	-
Sorby, Joe S	14 Yellow	22	5	70	3	2/32	23.33
Sorensen-Bews, Christian A	14 Grey	12.2	4	48	3	1/2	16.00
Sorensen-Bews, Hamish K	14 Grey	27.4	6	98	15	4/6	6.53
Tallon, Heath W	14 Grey	42	6	166	7	3/38	23.71
Thomas, Edward G	14 Green	20	2	113	5	2/5	22.60
Thompson, James W	14 Gold	13	2	81	1	1/32	81.00
Tinetti, Tristan C	14 Grey	23.9	4	140	7	3/27	20.00
Trotter, Mitchell A	14 Orange	21	4	87	4	3/26	21.75
Ward, Luke M	14 Yellow	8	0	55	1	1/43	55.00
Wark, Ashton	14 Maroon/Gold	26	1	140	5	3/42	28.00
Wark, Finn	14 Maroon/Gold	15	0	84	2	2/49	42.00
Watt, Roman S	14 Maroon	11.4	0	55	3	2/18	18.33
Weaver, Beau	14 Navy	13.2	0	100	0	0/12	-
Weaver, Charles	14 Maroon	6	0	44	1	1/29	44.00
Weir, Alec	14 Blue	0	0	0	0	-	-
Wex, Thomas C	14 Navy	5	0	37	2	2/25	18.50
Whitten, Joseph R	14 Maroon	15	0	85	3	1/15	28.33
Williams, Jackson M	14 Blue	2	0	21	0	0/21	-
Williams, Thomas C	14 Blue	11	0	86	2	2/21	43.00

## UNDER 13 MAROON PREMIERSHIP TEAM



# VALLEY DISTRICT CRICKET CLUB

KEEPING YOUTH BUSY IN SPORT






**UNDER 13 MAROON - 2019/2020**

Back Row: Jacqui Greaves (Manager), Ryan Gant, Hayden Scholes, Luke Tausney, William Waring, Dylan Turley, David Gant (Coach).

Front Row: Adam Taylor, Owen Tyrrell, Hugh Burke, Liam Coughlan, Toby Kenyon, James Brandon, Mitchell Syrett.


*Ronald Simmonds Photography*


## UNDER 13 RED PREMIERSHIP TEAM



# VALLEY DISTRICT CRICKET CLUB

KEEPING YOUTH BUSY IN SPORT





**UNDER 13 RED - 2019/2020**

Back Row: Rufus Gandhi (Coach), Andrew Macfarlane, Lincoln Murray-Brown, William Tozer, Riley Roberts, Craig Willis (Coach).

Front Row: Jackson Grady, Harrison Reck, Ruben Gandhi, Tasmin Gandhi, Sacha Chanson, Harrison Willis.

Inserts: Mathew Abdilla, Owen Boys, Parker Donovan. Absent: Amanda Gandhi (Manager).

*Ronald Simmonds Photography*



**UNDER 13 BATTING & FIELDING (9 teams / 119 players)**

Player	Team	Innings	Not Outs	Best Score	Runs	Average	Catches	Stumpings	Run Outs
Abdilla, Mathew	13 Red	7	2	17	64	12.80	5	0	1
Abraham, Arran R	13 Silver	5	1	35	62	15.50	1	0	0
Ashman, Bailey J	13 Orange/Black	9	1	13	31	3.88	2	0	0
Barr-Thomson, Alexander S	13 Blue/Red	7	3	56*	107	26.75	7	0	1
Beikoff, Jax B	13 Orange	5	0	15	48	9.60	1	0	0
Beirne, Harry T	13 Orange	5	1	50*	57	14.25	1	0	0
Bellamy, Mitchell	13 Silver	4	1	18	29	9.67	0	0	0
Bourke, Liam	13 Blue	4	1	62*	106	35.33	0	0	0
Bourke, Owen	13 Navy	1	1	0*	0	-	0	0	0
Boys, Owen M	13 Red	7	2	45	154	30.80	2	0	0
Brandon, James A	13 Maroon	8	6	114*	436	218.00	9	1	2
Brown, Luca J	13 Black	1	1	10*	10	-	0	0	0
Bryan, Lucas	13 Green	4	2	51*	79	39.50	2	0	0
Burke, Hugh H	13 Maroon	8	2	103*	278	46.33	2	0	0
Butler, Lenny N	13 Black	10	1	12	50	5.56	0	0	0
Canning, Oscar	13 Black	10	3	39	139	19.86	1	0	0
Carroll, Caitlyn	13 Silver	1	0	6	6	6.00	0	0	0
Carroll, Levi	13 Silver	4	1	33	86	28.67	0	0	0
Chanson, Sacha R	13 Red	5	0	3	7	1.40	0	0	0
Cheesman, Xavier H	13 Orange	3	1	5*	10	5.00	0	0	0
Chetti, Gopala	13 Black	10	1	5	7	0.78	1	0	0
Clarke, Edward T	13 Orange	3	0	64	80	26.67	0	0	0
Clulow, Thomas	13 Navy	3	0	87	183	61.00	0	0	0
Cochrane, Robert G	13 Green	6	2	46	103	25.75	3	0	1
Cook, Oliver	13 Black	5	0	4	9	1.80	0	0	0
Coughlan, Liam	13 Maroon	5	1	11*	16	4.00	1	0	0
Curtin, Noah	13 Silver	5	1	27*	49	12.25	2	0	1
Davidson, Jake D	13 Orange	1	1	10*	10	-	1	0	0
Davidson, Lachlan J	13 Orange	4	1	58*	102	34.00	2	0	0
Deem, Isaac H	13 Navy	3	0	16	25	8.33	1	0	0
Denman, Charlie	13 Silver	5	1	17*	52	13.00	2	0	0
Donovan, Parker J	13 Red	4	0	51	66	16.50	1	0	2
Dreghorn, Tom M	13 Grey	4	0	20	30	7.50	1	0	0
Dyer, Harrison N	13 Blue	5	3	20*	51	25.50	1	0	1
Flynn, Kian J	13 Navy	4	0	11	27	6.75	0	0	0
Forrester, Jack T	13 Grey	4	1	32	57	19.00	4	0	0
France, Zac H	13 Grey	5	2	19*	50	16.67	0	0	0
Gallagher, Daniel J	13 Orange	5	0	11	32	6.40	0	0	1
Gandhi, Ruben J	13 Red	3	1	11*	18	9.00	0	0	0
Gandhi, Tasmin J	13 Red	1	0	11	11	11.00	1	0	0
Gant, Ryan F	13 Maroon	9	3	43*	129	21.50	6	0	0
Gardner, Tom F	13 Grey	5	2	28*	59	19.67	0	0	0
Gibson, Matt	13 Grey	4	0	6	13	3.25	1	1	3
Grady, Jackson	13 Red	9	2	13*	37	5.29	1	0	1
Gulliver, Harry L	13 Maroon	1	1	19*	19	-	0	0	0
Hagarty, Breyton J	13 Navy	4	1	13*	18	6.00	0	0	0
Hancock, Lucas R	13 Blue	4	2	16	30	15.00	1	0	0
Horton, Flynn E	13 Green	5	4	54*	181	181.00	1	0	1
Howard, Xavier J	13 Orange	4	2	31*	56	28.00	1	0	1
Hrstich, Archie J	13 Grey	5	0	6	15	3.00	0	0	0
Huntley, Liam H	13 Blue	4	1	34	53	17.67	0	0	1
Kendall, Bertie	13 Silver	6	1	32	73	14.60	2	0	1
Kenyon, Toby	13 Maroon	9	2	30*	96	13.71	0	0	0
Klaassen, Sam J	13 Silver	5	0	19	32	6.40	0	0	0
Kleinschmidt, Henry	13 Black	9	1	7*	22	2.75	0	0	0
Lambley, Henry E	13 Blue	4	0	25	59	14.75	1	0	1
Lewis, Joshua G	13 Silver	4	1	4*	6	2.00	1	0	1
Lewis, Samuel P	13 Maroon	1	1	41*	41	-	0	0	0
Lush, Cooper J	13 Red	2	1	48*	69	69.00	0	0	0
Lyons, Bridget A	13 Orange	1	0	8	8	8.00	0	0	0
Macfarlane, Andrew D	13 Red	5	0	5	11	2.20	0	0	0
Malone, Mason J	13 Silver/Maroon	8	2	20	83	13.83	1	0	1
Martin, Brodie	13 Orange	5	0	18	39	7.80	2	0	0
Martin, Sophie A	13 Orange	5	2	51*	67	22.33	0	0	0

**UNDER 13 BATTING & FIELDING (continued) (9 teams / 119 players)**

Player	Team	Innings	Not Outs	Best Score	Runs	Average	Catches	Stumpings	Run Outs
McCall, Lachlan F	13 Black	4	2	46*	69	34.50	1	0	0
McGinn, Cooper S	13 Navy	4	0	7	12	3.00	0	0	0
McPhee, Cameron J	13 Navy	6	2	65	103	25.75	2	0	0
Mead, Benjamin M	13 Navy	6	2	36	80	20.00	0	0	1
Middleton, Thomas J	13 Blue	5	0	15	20	4.00	0	0	1
Moore, Max W	13 Black	3	1	8	12	6.00	0	0	0
Mulcahy, James T	13 Grey	4	1	26*	46	15.33	2	0	0
Murray-Brown, Lincoln D	13 Red	2	1	6*	9	9.00	0	0	0
Murray, Lachlan J	13 Navy	6	2	11*	21	5.25	0	0	1
Nisbett, Lachlan R	13 Grey	1	0	0	0	0.00	1	0	0
Nisbett, Matthew L	13 Grey	5	1	27*	45	11.25	5	0	1
Norton, Max E	13 Green	5	0	23	50	10.00	0	0	0
O'Neill, Ky B	13 Blue	3	1	6*	13	6.50	0	0	0
O'Sullivan, Xavier	13 Green	5	3	51*	118	59.00	6	4	1
O'Toole, Ryan	13 Orange	3	1	10*	14	7.00	0	0	0
Pegg, Joseph	13 Grey	4	3	59*	107	107.00	2	0	0
Penrose, Cooper	13 Green	5	3	52*	83	41.50	0	0	0
Peters, Alexander W	13 Blue	5	1	37	75	18.75	4	0	0
Rakesh, Nishanth	13 Black	9	2	12	35	5.00	1	0	1
Reck, Harrison	13 Red	2	0	20	38	19.00	0	0	0
Roberts, Riley	13 Red	8	4	34*	120	30.00	3	0	1
Rodgers, Thomas R	13 Silver	3	0	45	48	16.00	0	0	0
Rodman, Maximus J	13 Black	7	3	15*	52	13.00	0	0	1
Rogers, Gabriel G	13 Blue	3	1	24*	24	12.00	0	0	0
Scholes, Hayden B	13 Maroon	5	0	12	43	8.60	0	0	0
Scott-Day, Nate G	13 Grey	6	2	61	116	29.00	0	0	0
Scott, Nicholas A	13 Green	4	3	55*	67	67.00	1	0	0
Sharma, Krishiv	13 Maroon	8	3	21	56	11.20	0	0	1
Shearer-Smith, Oliver	13 Green	5	3	50*	145	72.50	2	0	0
Small, Thomas A	13 Blue/Red	9	5	30*	135	33.75	5	0	2
Smith, Archie C	13 Black	9	1	109	191	23.88	3	0	5
Smith, Billy J	13 Green	5	1	20*	36	9.00	1	0	1
Spence, Alexander L	13 Orange	5	3	67*	164	82.00	1	3	0
Spencer, Ava E	13 Orange	1	0	7	7	7.00	2	0	0
Stannard, Thomas F	13 Green	6	4	26*	104	52.00	1	0	0
Syrett, Mitchell J	13 Maroon	9	4	70*	260	52.00	0	0	0
Tausney, Luke R	13 Maroon	9	5	58*	195	48.75	0	0	0
Taylor, Adam	13 Maroon	4	1	24*	42	14.00	1	0	0
Teall, Henry A	13 Navy	6	2	24*	45	11.25	0	0	0
Tozer, William	13 Red	8	5	63*	233	77.67	3	0	0
Treston, Tom P	13 Grey	4	0	3	4	1.00	0	0	0
Turley, Dylan J	13 Maroon	7	1	72*	117	19.50	1	0	2
Turner, George M	13 Black	9	2	17*	24	3.43	1	0	0
Tyrell, Owen	13 Maroon	7	4	58*	165	55.00	4	1	0
Veneris, William D	13 Navy	5	1	5	11	2.75	0	0	0
Versace, Remy Lawrence	13 Grey	4	0	4	9	2.25	0	0	1
Wallwork, Sam	13 Green	5	2	52*	186	62.00	3	0	3
Waring, William H	13 Maroon	9	3	9	39	6.50	4	0	0
Wark, Finn	13 Green	5	1	26	98	24.50	2	0	1
Wilcox, Samuel	13 Blue	4	3	50*	124	124.00	1	0	1
Willis, Harrison R	13 Red	7	1	18	53	8.83	2	0	1
Winwood, Katherine	13 Black	1	1	0*	0	-	0	0	0
Winwood, Oliver	13 Black	9	2	27*	72	10.29	0	0	0
Woodward, Andrew J	13 Navy	5	1	26*	39	9.75	0	0	0
Woolaston, James M	13 Silver	4	2	14*	29	14.50	1	0	1

### UNDER 13 BOWLING (9 teams / 119 players)

Player	Team	Overs	Maidens	Runs	Wickets	Best	Average
Abdilla, Mathew	13 Red	17	2	51	4	2/7	12.75
Abraham, Arran R	13 Silver	11	1	52	0	0/7	-
Ashman, Bailey J	13 Orange/Black	15.5	0	113	0	0/2	-
Barr-Thomson, Alexander S	13 Blue/Red	29	7	84	2	1/2	42.00
Beikoff, Jax B	13 Orange	15.4	2	59	2	1/9	29.50
Beirne, Harry T	13 Orange	16.1	2	68	4	2/16	17.00
Bellamy, Mitchell	13 Silver	25	3	115	10	4/22	11.50
Bourke, Liam	13 Blue	17.5	0	83	2	1/16	41.50
Bourke, Owen	13 Navy	2	0	6	0	0/6	-
Boys, Owen M	13 Red	19	1	75	4	2/0	18.75
Brandon, James A	13 Maroon	28.5	5	102	9	2/7	11.33
Brown, Luca J	13 Black	-	-	-	-	-	-
Bryan, Lucas	13 Green	21	5	71	5	2/4	14.20
Burke, Hugh H	13 Maroon	12.5	2	38	3	1/2	12.67
Butler, Lenny N	13 Black	18	1	152	0	0/4	-
Canning, Oscar	13 Black	20.3	0	140	1	1/35	140.00
Carroll, Caitlyn	13 Silver	-	-	-	-	-	-
Carroll, Levi	13 Silver	4	0	32	0	0/14	-
Chanson, Sacha R	13 Red	17	1	87	3	2/13	29.00
Cheesman, Xavier H	13 Orange	14	1	55	1	1/30	55.00
Chetti, Gopala	13 Black	15.4	0	101	1	1/8	101.00
Clarke, Edward T	13 Orange	6	0	38	0	0/5	-
Clulow, Thomas	13 Navy	16	0	127	1	1/9	127.00
Cochrane, Robert G	13 Green	14.5	0	76	3	1/17	25.33
Cook, Oliver	13 Black	8	0	78	0	0/11	-
Coughlan, Liam	13 Maroon	16	1	73	5	3/3	14.60
Curtin, Noah	13 Silver	16	1	74	1	1/11	74.00
Davidson, Jake D	13 Orange	3.2	1	28	2	2/0	14.00
Davidson, Lachlan J	13 Orange	11	1	40	3	2/17	13.33
Deem, Isaac H	13 Navy	9	0	65	1	1/38	65.00
Denman, Charlie	13 Silver	24	1	105	2	2/27	52.50
Donovan, Parker J	13 Red	8.5	2	21	1	1/4	21.00
Dreghorn, Tom M	13 Grey	9.5	0	39	5	3/8	7.80
Dyer, Harrison N	13 Blue	10	0	48	1	1/12	48.00
Flynn, Kian J	13 Navy	12	0	63	2	2/30	31.50
Forrester, Jack T	13 Grey	11	0	47	3	2/2	15.67
France, Zac H	13 Grey	16	0	68	2	2/13	34.00
Gallagher, Daniel J	13 Orange	15	2	55	5	3/22	11.00
Gandhi, Ruben J	13 Red	16	2	35	4	2/13	8.75
Gandhi, Tasmin J	13 Red	21	5	58	5	3/3	11.60
Gant, Ryan F	13 Maroon	22	3	71	4	2/3	17.75
Gardner, Tom F	13 Grey	16	1	74	2	2/20	37.00
Gibson, Matt	13 Grey	11.3	0	69	2	1/10	34.50
Grady, Jackson	13 Red	19.2	0	92	4	1/1	23.00
Gulliver, Harry L	13 Maroon	3	0	16	0	0/16	-
Hagarty, Breyton J	13 Navy	14	0	100	1	1/43	100.00
Hancock, Lucas R	13 Blue	28	4	107	6	2/12	17.83
Horton, Flynn E	13 Green	15	0	83	1	1/24	83.00
Howard, Xavier J	13 Orange	11.3	0	66	2	1/5	33.00
Hrstich, Archie J	13 Grey	15.2	2	62	5	3/16	12.40
Huntley, Liam H	13 Blue	19	2	74	0	0/8	-
Kendall, Bertie	13 Silver	21	2	70	1	1/15	70.00
Kenyon, Toby	13 Maroon	31	0	116	9	2/8	12.89
Klaassen, Sam J	13 Silver	22	5	54	4	2/19	13.50
Kleinschmidt, Henry	13 Black	24.1	0	174	3	2/24	58.00
Lambley, Henry E	13 Blue	29.2	0	140	7	3/27	20.00
Lewis, Joshua G	13 Silver	15	0	97	3	2/41	32.33
Lewis, Samuel P	13 Maroon	3	3	0	1	1/0	0.00
Lush, Cooper J	13 Red	7.5	1	15	2	2/4	7.50
Lyons, Bridget A	13 Orange	3	2	6	1	1/6	6.00
Macfarlane, Andrew D	13 Red	13	1	56	3	1/6	18.67
Malone, Mason J	13 Silver/Maroon	18	1	125	0	0/2	-
Martin, Brodie	13 Orange	13	1	82	5	2/7	16.40
Martin, Sophie A	13 Orange	15.5	7	33	6	2/5	5.50
McCall, Lachlan F	13 Black	2	0	4	0	0/4	-
McGinn, Cooper S	13 Navy	10	1	68	0	0/31	-
McPhee, Cameron J	13 Navy	15	0	93	0	0/8	-

**UNDER 13 BOWLING (continued) (9 teams / 119 players)**

<b>Player</b>	<b>Team</b>	<b>Overs</b>	<b>Maidens</b>	<b>Runs</b>	<b>Wickets</b>	<b>Best</b>	<b>Average</b>
Mead, Benjamin M	13 Navy	13.3	0	94	2	1/8	47.00
Middleton, Thomas J	13 Blue	11	0	64	4	3/19	16.00
Moore, Max W	13 Black	9	2	15	1	1/13	15.00
Mulcahy, James T	13 Grey	13.1	3	34	2	1/0	17.00
Murray-Brown, Lincoln D	13 Red	6	0	35	0	0/17	-
Murray, Lachlan J	13 Navy	11	0	98	1	1/19	98.00
Nisbett, Lachlan R	13 Grey	3	0	15	0	0/15	-
Nisbett, Matthew L	13 Grey	19.3	1	77	6	3/4	12.83
Norton, Max E	13 Green	20	0	105	2	1/14	52.50
O'Neill, Ky B	13 Blue	9	1	43	1	1/7	43.00
O'Sullivan, Xavier	13 Green	-	-	-	-	-	-
O'Toole, Ryan	13 Orange	8	0	58	2	1/9	29.00
Pegg, Joseph	13 Grey	6	3	9	2	1/0	4.50
Penrose, Cooper	13 Green	25	4	99	3	1/11	33.00
Peters, Alexander W	13 Blue	26	2	96	5	2/6	19.20
Rakesh, Nishanth	13 Black	30.1	2	208	2	1/5	104.00
Reck, Harrison	13 Red	10	2	23	3	2/8	7.67
Roberts, Riley	13 Red	21	2	68	6	2/7	11.33
Rodgers, Thomas R	13 Silver	9	1	64	5	3/7	12.80
Rodman, Maximus J	13 Black	6	1	47	1	1/22	47.00
Rogers, Gabriel G	13 Blue	8	1	63	2	1/4	31.50
Scholes, Hayden B	13 Maroon	9.1	0	54	2	1/5	27.00
Scott-Day, Nate G	13 Grey	12	1	77	2	2/9	38.50
Scott, Nicholas A	13 Green	24	2	117	3	2/29	39.00
Sharma, Krishiv	13 Silver/Maroon	22.3	2	91	4	2/13	22.75
Shearer-Smith, Oliver	13 Green	13	0	66	3	1/10	22.00
Small, Thomas A	13 Blue/Red	8	0	28	2	1/6	14.00
Smith, Archie C	13 Black	36.1	2	173	3	2/1	57.67
Smith, Billy J	13 Green	13.2	1	75	5	1/7	15.00
Spence, Alexander L	13 Orange	6.4	1	34	1	1/19	34.00
Spencer, Ava E	13 Orange	3	2	2	0	0/2	-
Stannard, Thomas F	13 Green	20	3	79	4	1/3	19.75
Syrett, Mitchell J	13 Maroon	22	3	65	2	1/11	32.50
Tausney, Luke R	13 Maroon	12.4	1	77	2	1/2	38.50
Taylor, Adam	13 Maroon	19.1	1	91	4	2/10	22.75
Teall, Henry A	13 Navy	14	0	141	1	1/56	141.00
Tozer, William	13 Red	23	6	43	4	1/0	10.75
Treston, Tom P	13 Grey	9	0	63	0	0/10	-
Turley, Dylan J	13 Maroon	33.2	6	116	6	2/3	19.33
Turner, George M	13 Black	33.1	4	156	8	4/6	19.50
Tyrrell, Owen	13 Maroon	26	4	63	8	2/6	7.88
Veneris, William D	13 Navy	15	0	117	1	1/51	117.00
Versace, Remy Lawrence	13 Grey	10.4	0	57	3	2/24	19.00
Wallwork, Sam	13 Green	26	3	146	7	3/37	20.86
Waring, William H	13 Maroon	26.5	3	145	4	2/43	36.25
Wark, Finn	13 Green	17	1	73	1	1/7	73.00
Wilcox, Samuel	13 Blue	13	2	56	4	1/0	14.00
Willis, Harrison R	13 Red	24	8	51	6	2/3	8.50
Winwood, Katherine	13 Black	2	0	12	0	0/12	-
Winwood, Oliver	13 Black	20	0	232	0	0/5	-
Woodward, Andrew J	13 Navy	15	1	97	0	0/3	-
Woolaston, James M	13 Silver	13	0	74	3	1/18	24.67

### UNDER 12 BATTING& FIELDING (8 teams / 90 players)

Player	Team	Innings	Not Outs	Best Score	Runs	Average	Catches	Stumpings	Run Outs
Ackermann, Mitchell	12 Red	5	2	25*	55	18.33	0	0	0
Anderson, Kingston	12 Grey	7	2	16	35	7.00	1	0	1
Bacalakis, Theodore J	12 Grey	6	2	58	225	56.25	6	0	0
Baker, Lachlan G	12 Red	6	1	47	99	19.80	0	0	0
Bellamy, Lachie L	12 Navy	6	2	16*	34	8.50	0	0	0
Benfield, Jonty A	12 Grey	6	2	25*	87	21.75	3	0	0
Bennett, Timothy	12 Grey	5	0	5	10	2.00	0	0	1
Bhutada, Hardik	12 Red	5	1	11	21	5.25	0	0	0
Blake, George N	12 Silver/Orange	5	0	20	43	8.60	0	0	0
Braben, Tom J	12 Silver	3	1	9*	14	7.00	0	0	0
Brandon, Thomas E	12 Orange	8	4	46*	213	53.25	4	0	1
Brant, Thomas J	12 Navy	6	3	50*	136	45.33	4	0	0
Brewer, Owen A	12 Yellow	6	0	102	198	33.00	2	0	1
Bryant, Oliver W	12 Black	4	0	18	44	11.00	2	0	0
Carracedo, Xavier M	12 Black	5	1	28*	55	13.75	1	0	0
Casey, Declan L	12 Grey	5	1	28	44	11.00	1	0	0
Clark, Angus A	12 Navy	5	3	67*	207	103.50	1	0	1
Collins, Isaac M	12 Black	5	0	20	60	12.00	2	0	0
Cosmi, Lucas	12 Orange	8	1	6*	18	2.57	0	0	1
Craig, Harry G	12 Black	4	1	10	16	5.33	0	0	0
Cray, Ewan W	12 Silver/Orange	6	0	9	23	3.83	1	0	1
Crotty, Fraser	12 Purple	11	2	6	18	2.00	1	0	0
Dahiya, Yuvraj	12 Red	5	3	8*	24	12.00	0	0	1
Dauber, Oliver H	12 Red	6	2	47	134	33.50	0	0	2
Doolan, Toby	12 Yellow	6	3	41*	80	26.67	1	0	0
Douglas, Eddie J	12 Silver	3	1	4	4	2.00	0	0	1
Duncan, Luke P	12 Navy	7	6	52*	205	205.00	1	0	2
Easton, Alec	12 Black	5	0	20	33	6.60	1	0	0
Gillman, Elliott F	12 Red	5	0	74	233	46.60	4	3	1
Goradia, Rayan	12 Orange	5	0	10	19	3.80	1	0	0
Goradia, Yohan	12 Orange	6	0	21	43	7.17	3	0	0
Hill, Lewis	12 Black	5	0	34	68	13.60	2	0	0
Hopes, Patrick J	12 Grey	7	4	27*	114	38.00	2	0	0
Horton, Edward P	12 Red	6	3	42*	138	46.00	5	0	0
Hughes, Casey J	12 Navy	7	2	44	107	21.40	2	0	0
Hughes, Cooper C	12 Purple	11	2	23	68	7.56	4	0	1
Jackson, Ethan	12 Silver	3	1	4*	8	4.00	0	0	0
Jay, Zachary J	12 Purple	10	1	38	58	6.44	1	0	0
Johnsen, Alex G	12 Yellow	4	0	13	31	7.75	0	0	0
Kerrigan, Henry M	12 Silver	3	1	22*	33	16.50	1	0	0
Kershaw, Gilbert	12 Yellow	5	0	8	15	3.00	0	0	0
Kettle, George	12 Orange	6	1	8	18	3.60	0	0	0
Lake, Cooper	12 Purple	10	2	7	17	2.13	0	0	0
Leadbetter, Angus	12 Black	5	1	14*	42	10.50	0	0	1
Lewis, William F	12 Orange	6	3	19*	28	9.33	0	0	0
Lihou, Bailey	12 Orange	8	2	14*	38	6.33	1	0	0
Longworth, Hamish C	12 Silver	3	0	13	18	6.00	1	0	0
Lush, Cooper J	12 Orange	6	3	53*	130	43.33	5	0	0
Malton, Kian L	12 Grey	2	1	4*	6	6.00	0	0	0
Matheson, Riley	12 Orange	6	0	19	49	8.17	4	0	0
McCathie, Calem	12 Black	1	0	19	19	19.00	1	0	0
McDade, William S	12 Grey	6	2	12	40	10.00	1	0	0
McDonald, Ben	12 Purple	10	4	47*	80	13.33	2	0	0
McNeill, Angus	12 Red	5	0	27	53	10.60	1	0	0
Mellick, Henry J	12 Black	5	0	62	87	17.40	1	0	0
Mellick, Oliver B	12 Red	5	0	42	75	15.00	0	0	0
Mercer, Andy	12 Navy	1	1	20*	20	-	0	0	0
Mercer, Jack H	12 Navy	7	5	52*	204	102.00	3	1	0
Miller, Angus W	12 Yellow	4	0	20	42	10.50	0	0	0
Miller, Jake J	12 Red	5	1	24	54	13.50	0	0	2
Moore, Flynn R	12 Silver	3	0	10	11	3.67	0	0	0
Morris, Leo	12 Grey	6	3	16	53	17.67	2	0	1
Munday, Harvey F	12 Red	3	0	4	5	1.67	0	0	0
Newman, Baden	12 Black	5	0	20	23	4.60	0	0	0

### UNDER 12 BATTING & FIELDING (continued) (8 teams / 90 players)

Player	Team	Innings	Not Outs	Best Score	Runs	Average	Catches	Stumpings	Run Outs
Noon, Adam	12 Orange	8	0	10	36	4.50	0	0	2
Petersen, Matthew J	12 Red	6	1	31	80	16.00	0	0	2
Polich, Braidyn C	12 Grey	5	3	44*	100	50.00	2	0	0
Powell, Archie W	12 Yellow	6	1	19*	32	6.40	1	0	0
Pratt, Jordan	12 Grey	6	2	35	71	17.75	0	0	1
Roberts, Darren	12 Orange	9	3	34*	155	25.83	4	2	1
Rogers, Archie M	12 Silver	3	0	15	26	8.67	0	0	0
Rothwell, Benjamin	12 Navy	7	5	51*	180	90.00	2	3	2
Royce, Ryan	12 Purple	11	2	74	325	36.11	1	0	2
Ryan, Rishi	12 Black	5	1	36*	49	12.25	1	0	0
Schulz, Ethan	12 Yellow	6	1	35*	90	18.00	5	0	1
Schulz, Harvey	12 Yellow	5	0	10	10	2.00	0	0	0
Scott, Dominic L	12 Navy	6	4	55*	138	69.00	2	0	0
Singh, Dhruv	12 Purple	11	4	13*	57	8.14	0	0	0
Smith, Colby T	12 Navy	6	2	50*	83	20.75	0	0	1
Standfield, Archie M	12 Orange	8	0	20	63	7.88	5	0	0
Todman, Hugh	12 Purple	11	2	14	59	6.56	7	0	1
Travers, Patrick W	12 Grey	6	0	16	36	6.00	1	0	0
Uhlmann, Max	12 Navy	6	2	42	63	15.75	1	0	1
Vavra-Quintanilla, Luka	12 Purple	5	0	9	20	4.00	0	0	0
Venkatesh, Vedha Vyas	12 Purple	11	2	8	44	4.89	3	0	1
Ward, Archie L	12 Silver	3	1	5	9	4.50	0	0	0
Waters, Henry J	12 Yellow	6	1	18	32	6.40	0	0	2
Watson, Ivan	12 Purple	3	0	20	22	7.33	1	0	0
Welchman, Reuben	12 Black	1	0	1	1	1.00	0	0	0
Whitehead, Hugh	12 Orange	3	0	6	11	3.67	0	0	1

### UNDER 12 BOWLING (8 teams / 90 players)

Player	Team	Overs	Maidens	Runs	Wickets	Best	Average
Ackermann, Mitchell	12 Red	19	0	77	6	3/21	12.83
Anderson, Kingston	12 Grey	16.5	0	107	2	1/28	53.50
Bacalakis, Theodore J	12 Grey	27.5	4	112	9	5/4	12.44
Baker, Lachlan G	12 Red	14.5	0	115	0	0/10	-
Bellamy, Lachie L	12 Navy	16.2	0	105	4	2/21	26.25
Benfield, Jonty A	12 Grey	12.3	2	42	2	1/1	21.00
Bennett, Timothy	12 Grey	14.3	1	65	2	2/17	32.50
Bhutada, Hardik	12 Red	14	0	60	6	3/26	10.00
Blake, George N	12 Silver/Orange	17	0	84	5	2/9	16.80
Braben, Tom J	12 Silver	8	0	97	3	3/10	32.33
Brandon, Thomas E	12 Orange	29	4	105	10	3/5	10.50
Brant, Thomas J	12 Navy	12	2	78	7	2/4	11.14
Brewer, Owen A	12 Yellow	23	0	152	3	1/20	50.67
Bryant, Oliver W	12 Black	13	0	86	2	1/13	43.00
Carracedo, Xavier M	12 Black	9	0	77	1	1/6	77.00
Casey, Declan L	12 Grey	10.3	2	41	0	0/0	-
Clark, Angus A	12 Navy	10.2	1	32	5	1/5	6.40
Collins, Isaac M	12 Black	16	0	147	2	1/13	73.50
Cosmi, Lucas	12 Orange	25	2	102	5	2/3	20.40
Craig, Harry G	12 Black	9	0	62	3	2/16	20.67
Cray, Ewan W	12 Silver/Orange	19	0	105	4	2/15	26.25
Crotty, Fraser	12 Purple	21.2	0	205	3	1/18	68.33
Dahiya, Yuvraj	12 Red	14	2	41	2	1/8	20.50
Dauber, Oliver H	12 Red	22	3	92	5	2/7	18.40
Doolan, Toby	12 Yellow	24	0	164	6	2/20	27.33
Douglas, Eddie J	12 Silver	10	0	132	4	3/42	33.00
Duncan, Luke P	12 Navy	17.2	2	64	5	2/10	12.80
Easton, Alec	12 Black	14	0	114	3	2/22	38.00
Gillman, Elliott F	12 Red	4	0	7	0	0/1	-
Goradia, Rayan	12 Orange	17.4	1	93	5	2/8	18.60
Goradia, Yohan	12 Orange	19	1	97	4	3/18	24.25
Hill, Lewis	12 Black	14	1	125	2	1/9	62.50
Hopes, Patrick J	12 Grey	16.5	5	79	4	2/2	19.75
Horton, Edward P	12 Red	8	1	50	0	0/5	-
Hughes, Casey J	12 Navy	14.2	2	72	7	2/3	10.29

**UNDER 12 BOWLING (continued) (8 teams / 90 players)**

Hughes, Cooper C	12 Purple	36	3	144	15	7/22	9.60
Jackson, Ethan	12 Silver	11	0	88	0	0/20	-
Jay, Zachary J	12 Purple	52	2	268	12	3/9	22.33
Johnsen, Alex G	12 Yellow	10.2	0	61	2	1/5	30.50
Kerrigan, Henry M	12 Silver	11	0	132	6	5/24	22.00
Kershaw, Gilbert	12 Yellow	25.4	0	150	6	2/16	25.00
Kettle, George	12 Orange	15	0	115	1	1/18	115.00
Lake, Cooper	12 Purple	20.3	0	139	2	1/23	69.50
Leadbetter, Angus	12 Black	13	0	98	1	1/23	98.00
Lewis, William F	12 Orange	21.1	2	97	4	2/25	24.25
Lihou, Bailey	12 Orange	24	1	165	4	3/6	41.25
Longworth, Hamish C	12 Silver	8	0	68	0	0/14	-
Lush, Cooper J	12 Orange	12	0	70	4	3/14	17.50
Malton, Kian L	12 Grey	4	0	19	1	1/9	19.00
Matheson, Riley	12 Orange	22.1	3	99	8	2/9	12.38
McCathie, Calem	12 Black	3	0	7	2	2/7	3.50
McDade, William S	12 Grey	19	0	103	5	2/27	20.60
Mcdonald, Ben	12 Purple	50.3	3	258	3	2/6	86.00
McNeill, Angus	12 Red	17	3	71	2	2/17	35.50
Mellick, Henry J	12 Black	9	0	59	1	1/17	59.00
Mellick, Oliver B	12 Red	20.5	1	88	3	1/14	29.33
Mercer, Andy	12 Navy	0	0	0	0	-	-
Mercer, Jack H	12 Navy	16.1	3	72	6	2/2	12.00
Miller, Angus W	12 Yellow	8	0	51	2	1/12	25.50
Miller, Jake J	12 Red	19.1	0	87	1	1/20	87.00
Moore, Flynn R	12 Silver	10	0	70	2	2/20	35.00
Morris, Leo	12 Grey	20.2	3	72	3	2/8	24.00
Munday, Harvey F	12 Red	19	1	118	5	3/28	23.60
Newman, Baden	12 Black	11	0	95	7	2/9	13.57
Noon, Adam	12 Orange	26	1	119	7	3/14	17.00
Petersen, Matthew J	12 Red	18	1	93	2	1/10	46.50
Polich, Braidyn C	12 Grey	9	0	33	4	3/9	8.25
Powell, Archie W	12 Yellow	16	0	96	1	1/34	96.00
Pratt, Jordan	12 Grey	11	2	64	2	2/4	32.00
Roberts, Darren	12 Orange	24	2	98	4	2/22	24.50
Rogers, Archie M	12 Silver	11	0	112	1	1/41	112.00
Rothwell, Benjamin	12 Navy	7	0	19	2	1/3	9.50
Royce, Ryan	12 Purple	45.2	4	284	8	3/35	35.50
Ryan, Rishi	12 Black	16	1	124	2	1/10	62.00
Schulz, Ethan	12 Yellow	26	2	134	7	4/28	19.14
Schulz, Harvey	12 Yellow	18.1	0	175	1	1/12	175.00
Scott, Dominic L	12 Navy	14	2	61	3	1/3	20.33
Singh, Dhruv	12 Purple	21.5	0	166	2	1/8	83.00
Smith, Colby T	12 Navy	15.2	0	89	1	1/9	89.00
Standfield, Archie M	12 Orange	28.1	3	155	9	3/2	17.22
Todman, Hugh	12 Purple	15	0	72	3	2/20	24.00
Travers, Patrick W	12 Grey	23	3	77	3	1/3	25.67
Uhlmann, Max	12 Navy	11	2	43	4	3/5	10.75
Vavra-Quintanilla, Luka	12 Purple	3.4	0	38	0	0/6	-
Venkatesh, Vedha Vyas	12 Purple	38.4	1	263	5	2/10	52.60
Ward, Archie L	12 Silver	5	0	36	1	1/25	36.00
Waters, Henry J	12 Yellow	22	0	189	1	1/47	189.00
Watson, Ivan	12 Purple	3.1	0	36	1	1/8	36.00
Welchman, Reuben	12 Black	0	0	14	0	0/14	-
Whitehead, Hugh	12 Orange	10	1	34	4	2/4	8.50

**UNDER 11 BATTING & FIELDING (16 teams / 129 players)**

Player	Team	Innings	Not Outs	Best Score	Runs	Average	Catches	Stumpings	Run Outs
Altun, Archie T	11 Brown	dnb	dnb	dnb	dnb	-	0	0	0
Ananda, Senuda	11 Maroon	2	2	13*	23	-	0	0	0
Anderson, Patrick	11 Yellow	10	10	25*	149	-	3	1	3
Ansell, Hamish A	11 Maroon	1	1	17*	17	-	1	0	0
Arthur, Thomas J	11 Maroon	2	2	46*	76	-	0	0	0
Baker, Tyson	11 Blue	4	4	30*	82	-	1	0	0
Banvill, Callum M	11 Green	11	11	39*	265	-	0	0	0
Barnard, Leo	11 Aqua	9	9	38*	168	-	1	0	2
Bartlett, Thomas G	11 Brown	2	2	9*	12	-	0	0	1
Basha, Balthazar A	11 Red	6	6	39*	189	-	3	0	0
Beaton, William A	11 Navy	8	8	28*	139	-	0	0	0
Bellet, Joshua	11 Blue	4	4	21*	39	-	0	0	0
Betteridge, Albie O	11 Orange	3	3	31*	76	-	0	0	1
Black, Owen S	11 Navy	9	8	27*	172	172	1	0	0
Blanch, Jacob E	11 Orange	3	3	7*	19	-	0	0	0
Blaszczyk, Benjamin M	11 Red	5	5	28*	111	-	1	0	0
Bryant, Angus	11 Orange	3	3	14*	37	-	0	0	0
Butler, James R	11 Brown	2	2	15*	29	-	0	1	0
Carlson, Fletcher M	11 Red	6	6	28*	105	-	1	0	1
Carter, Luke R	11 Maroon	2	2	35*	45	-	0	0	0
Casey, Matthew T	11 Gold	4	4	42*	131	-	1	0	3
Cavanagh, Andrew J	11 Purple	10	10	34*	163	-	4	0	2
Christie, Lachlan	11 Amber	2	2	7*	11	-	1	0	0
Clementson, Hugh R	11 Aqua	9	9	29*	187	-	1	2	3
Colen, Harry B	11 Gold	5	5	11*	31	-	0	0	1
Colen, Joel	11 Gold	3	3	16*	39	-	4	0	1
Cook, Julian	11 Grey	13	13	33*	266	-	0	0	0
Craig, Ben L	11 Navy	2	2	22*	37	-	1	0	0
Cross, Ethan J	11 Purple	12	12	48*	410	-	0	0	2
Dassanayaka, Matheesha R	11 White	11	11	26*	185	-	1	0	2
Dawson, Sidney J	11 Grey	13	13	25*	190	-	0	0	0
de Jager, Joshua N	11 Orange	2	2	22*	41	-	0	0	0
Dixon, Jack	11 Green	5	5	20*	51	-	0	0	0
Easter, William	11 Navy	8	7	49*	261	261	1	0	3
Ellemor, Leo	11 Silver	6	6	10*	30	-	0	0	1
Errington, Dylan T	11 Orange	3	3	14*	23	-	0	0	0
Forrest, Zadok J	11 Purple	11	11	22*	181	-	2	0	1
Frazier, Harper	11 Brown	2	2	10*	15	-	0	0	0
Garden, Jimmy C	11 Red	6	5	55*	239	239	5	0	0
Geritz, Thomas	11 Yellow	10	9	11*	61	-	2	0	0
Gordon, Oliver J	11 Yellow	1	1	8*	8	-	0	0	0
Grayson, Loye T	11 Black	3	2	29	74	74	0	0	0
Hadfield, Tom	11 Brown	2	2	15*	25	-	1	0	1
Hanna, Elliot	11 Yellow	11	10	34*	209	-	1	0	1
Hansel, Riley	11 Amber	3	3	17*	37	-	2	0	0
Harris, Oliver J	11 Grey	7	7	33*	161	-	0	0	0
Harrison, Jayden A	11 Aqua	9	9	30*	213	-	5	0	1
Hayes, Oliver	11 Navy	8	7	52*	288	288	3	2	1
Heenan, Francis	11 Red	6	6	51*	190	-	5	1	1
Hockey, Elliott A	11 Purple	11	11	38*	230	-	8	0	0
Hogan, Joseph	11 Black	3	2	24*	60	60	2	0	0
Holmes, Joshua	11 Silver	8	8	10*	50	-	1	0	0
Jones, Lyndon	11 Gold	4	4	17*	63	-	3	0	0
Jordan, Oliver	11 Yellow	9	9	19*	75	-	1	0	0
Karoly, Nate W	11 Green	11	11	25*	149	-	0	0	0
Kelley, Samuel	11 Amber	3	3	25*	38	-	0	0	0
Keogh, Reilly	11 Amber	3	3	25*	48	-	0	0	0
Keogh, Thomas	11 Amber	3	3	36*	57	-	1	0	0
Kerton, Connor	11 Purple	10	10	37*	216	-	7	0	2
Kleinschmidt, George E	11 Grey	13	13	40*	343	-	1	0	1
Kotze, Ivo I	11 Orange	2	2	17*	28	-	0	0	1
Kruisdyk, Rocket	11 Yellow	6	6	28*	95	-	5	0	0
Kumala, Mack	11 Aqua	9	9	23*	86	-	4	0	2
Kwan, Joshua	11 Grey	11	11	17*	128	-	1	0	0



**UNDER 11 BATTING & FIELDING (continued) (16 teams / 129 players)**

Player	Team	Innings	Not Outs	Best Score	Runs	Average	Catches	Stumpings	Run Outs
Lambley, William J	11 Navy	8	7	30*	177	177	3	0	2
Liberatore, Hugo	11 Silver	7	7	12*	52	-	0	0	1
Lohse, Joseph R	11 Navy	8	8	29*	128	-	0	0	1
Lorenz, Daniel	11 Amber	3	3	10*	19	-	0	0	0
Mackay, Hamish N	11 Silver	8	8	34*	197	-	3	0	1
MacKenzie, Zachary	11 White	10	10	40*	176	-	3	0	3
Magan, Gabriel	11 Purple	9	9	23*	91	-	3	1	0
Marlow, Archie J	11 Maroon	1	1	15*	15	-	0	0	0
McAuliffe, Harry	11 Amber	3	3	12*	22	-	2	0	0
McCabe, Lucas M	11 Gold	4	4	19*	60	-	0	0	0
McCormack, Toby	11 Red	6	6	38*	139	-	1	0	1
McGauley, Oliver	11 Blue	2	2	17*	18	-	0	0	0
McGovern, Aodhan	11 Blue	4	4	17*	45	-	1	0	0
Meade, Zac E	11 Green	11	11	18*	100	-	0	0	1
Mercer, Andy	11 Aqua	9	9	46*	258	-	3	0	1
Middleton, Oliver	11 Maroon	2	2	19*	29	-	0	0	0
Miller, Charlie S	11 Brown	2	2	14*	27	-	0	0	0
Moore, Hayden	11 Brown	2	2	8*	14	-	0	0	0
Murdoch, Matthew	11 Red	5	5	32*	128	-	0	0	0
Newlands, Elliott	11 Maroon	2	2	8*	12	-	0	0	0
Nisbett, Lachlan R	11 Red	6	6	26*	107	-	2	0	1
Nothdurft, Edward O	11 Gold	5	5	25*	101	-	2	0	1
O'Neill, Jay C	11 Purple	11	11	27*	211	-	4	0	0
O'Ryan, Zachary	11 Blue	3	3	20*	46	-	2	0	0
Page, Henry	11 Black	3	2	30	82	82	3	0	0
Petersen, Callum	11 Gold	4	4	39*	100	-	1	0	3
Pigott, Leo W	11 Blue	2	2	19*	27	-	2	0	0
Puusaari, Chayse	11 White	10	10	15*	84	-	0	0	0
Puusaari, Noah	11 White	5	5	10*	37	-	0	0	0
Railton, Cohan	11 Yellow	10	10	11*	46	-	0	0	0
Ratnayake, Senuja	11 Yellow	10	10	8*	37	-	1	0	1
Russo, Samuel	11 Amber	3	3	16*	28	-	0	0	0
Sheehan, William	11 Yellow	8	8	6*	17	-	0	0	0
Sinclair, Ben	11 Blue	3	3	37*	107	-	2	0	0
Smallwood, Franklin	11 White	11	11	10*	63	-	0	0	1
Smith, Beauie	11 Grey	13	13	46*	409	-	1	0	0
Smith, Campbell L	11 Orange	3	3	15*	43	-	0	0	0
Spence, Mitchell W	11 Black	3	3	25*	64	-	2	0	0
Spencer, Maxwell	11 Aqua	9	9	38*	97	-	2	0	1
Stafford, Hugo S	11 Black	2	2	27*	35	-	1	0	0
Starrenburg, Jimmy	11 Yellow	8	8	15*	71	-	2	0	0
Stonell, Claude	11 Silver	9	9	14*	45	-	0	0	0
Stuart, Cooper J	11 Green	9	9	56*	293	-	0	0	0
Szumowski, Lachlan	11 Aqua	8	8	44*	231	-	8	0	1
Tallon, Archer	11 Grey	12	12	40*	302	-	1	0	2
Thirgood, Daniel W	11 Navy	7	7	30*	140	-	0	0	0
Tinetti, Alyssa L	11 Grey	13	13	21*	157	-	1	0	1
Tsai, Michael	11 Green	9	9	12*	69	-	0	0	0
Ullman, Fraser	11 Black	2	2	15*	21	-	0	0	0
Vaughan, Frederick	11 Silver	8	8	30*	117	-	2	0	3
Vavra-Quintanilla, Nikolas	11 Brown	2	2	13*	23	-	0	0	0
Vickery, Harry J	11 Brown	2	2	25*	43	-	0	0	0
Wadhvani, Aadya	11 White	11	11	40*	215	-	2	0	2
Wadhvani, Aamay	11 White	11	11	35*	237	-	1	0	2
Wallis, Nathaniel	11 Gold	3	3	31*	55	-	2	0	0
Walsh, Baden J	11 Purple	12	12	34*	265	-	0	0	1
Waring, Matthew P	11 Aqua	8	8	13*	52	-	0	0	1
Weibgen, Harry L	11 Green	10	10	53*	373	-	3	0	0
Wessling, Fletcher	11 Blue	4	4	37*	120	-	2	0	1
Whitham, Blake	11 White	10	10	33*	181	-	1	0	4
Whitham, Dominic	11 White	1	1	17*	17	-	0	0	0
Whitta, Aiden	11 Black	3	2	41*	103	103	3	0	0
Wilson, Nathan	11 Green	9	9	19*	79	-	0	0	0
Wong, Leo	11 Silver	8	7	27*	95	95	2	1	4
Woolley, Max	11 Silver	8	8	15*	86	-	3	0	0

dnb - did not bat

### UNDER 11 BOWLING (16 teams / 129 players)

Player	Team	Overs	Maidens	Runs	Wickets	Best	Average
Altun, Archie T	11 Brown	8	0	46	4	3/12	11.50
Ananda, Senuda	11 Maroon	27	0	141	4	1/14	35.25
Anderson, Patrick	11 Yellow	27	0	149	10	3/16	14.90
Ansell, Hamish A	11 Maroon	15	0	109	5	1/1	21.80
Arthur, Thomas J	11 Maroon	25	2	155	9	3/7	17.22
Baker, Tyson	11 Blue	13	1	68	5	3/4	13.60
Banvill, Callum M	11 Green	19.3	0	135	3	1/9	45.00
Barnard, Leo	11 Aqua	22	0	119	5	2/18	23.80
Bartlett, Thomas G	11 Brown	14	0	108	6	2/12	18.00
Basha, Balthazar A	11 Red	16	1	63	6	3/6	10.50
Beaton, William A	11 Navy	18	0	95	12	4/5	7.92
Bellett, Joshua	11 Blue	19	1	119	6	3/19	19.83
Betteridge, Albie O	11 Orange	13	0	72	1	1/27	72.00
Black, Owen S	11 Navy	20	0	102	8	3/25	12.75
Blanch, Jacob E	11 Orange	12.1	1	71	0	0/1	-
Blaszczyk, Benjamin M	11 Red	16	3	59	11	4/11	5.36
Bryant, Angus	11 Orange	8	0	63	2	2/11	31.50
Butler, James R	11 Brown	12	0	72	4	2/6	18.00
Carlson, Fletcher M	11 Red	18	1	86	4	2/18	21.50
Carter, Luke R	11 Maroon	26	0	195	8	3/30	24.38
Casey, Matthew T	11 Gold	12	1	61	4	1/1	15.25
Cavanagh, Andrew J	11 Purple	27	0	180	10	5/9	18.00
Christie, Lachlan	11 Amber	5	0	45	0	0/3	-
Clementson, Hugh R	11 Aqua	23	3	119	9	2/5	13.22
Colen, Harry B	11 Gold	16	0	100	8	2/6	12.50
Colen, Joel	11 Gold	8	0	41	2	1/6	20.50
Cook, Julian	11 Grey	38.2	1	195	21	5/22	9.29
Craig, Ben L	11 Navy	7	0	51	5	3/17	10.20
Cross, Ethan J	11 Purple	29	2	153	7	2/11	21.86
Dassanayaka, Matheesha R	11 White	26	0	209	6	2/15	34.83
Dawson, Sidney J	11 Grey	7	0	45	4	2/15	11.25
de Jager, Joshua N	11 Orange	10	0	41	3	3/11	13.67
Dixon, Jack	11 Green	3	0	23	0	0/23	-
Easter, William	11 Navy	19	1	89	12	4/28	7.42
Ellemor, Leo	11 Silver	16	0	123	0	0/14	-
Errington, Dylan T	11 Orange	9	0	41	2	1/5	20.50
Forrest, Zadok J	11 Purple	35	0	185	8	3/14	23.13
Frazier, Harper	11 Brown	9	0	77	1	1/11	77.00
Garden, Jimmy C	11 Red	13	1	72	3	2/5	24.00
Geritz, Thomas	11 Yellow	19.4	0	171	6	2/22	28.50
Gordon, Oliver J	11 Yellow	3	0	18	2	2/18	9.00
Grayson, Loye T	11 Black	11	0	104	2	1/22	52.00
Hadfield, Tom	11 Brown	11	0	62	3	1/2	20.67
Hanna, Elliot	11 Yellow	23	1	170	8	2/14	21.25
Hansel, Riley	11 Amber	9	0	63	2	2/25	31.50
Harris, Oliver J	11 Grey	20	0	122	4	2/13	30.50
Harrison, Jayden A	11 Aqua	23	2	138	7	3/12	19.71
Hayes, Oliver	11 Navy	18	1	43	14	6/4	3.07
Heenan, Francis	11 Red	12	1	49	9	3/4	5.44
Hockey, Elliott A	11 Purple	31	2	150	13	3/4	11.54
Hogan, Joseph	11 Black	14	0	110	2	1/23	55.00
Holmes, Joshua	11 Silver	20	0	190	6	3/19	31.67
Jones, Lyndon	11 Gold	13	1	67	1	1/33	67.00
Jordan, Oliver	11 Yellow	19.5	1	114	7	2/10	16.29
Karoly, Nate W	11 Green	15	0	96	2	1/15	48.00
Kelley, Samuel	11 Amber	8	0	48	3	2/5	16.00
Keogh, Reilly	11 Amber	10	0	83	2	1/19	41.50
Keogh, Thomas	11 Amber	10	0	50	5	2/14	10.00
Kerton, Connor	11 Purple	30	0	156	9	2/6	17.33
Kleinschmidt, George E	11 Grey	36	0	233	21	3/6	11.10
Kotze, Ivo I	11 Orange	6.4	1	59	0	0/5	-
Kruisdyk, Rocket	11 Yellow	16	0	110	4	3/9	27.50
Kumala, Mack	11 Aqua	25.1	1	140	11	4/9	12.73
Kwan, Joshua	11 Grey	38	1	287	11	2/17	26.09
Lambley, William J	11 Navy	20	0	90	20	7/5	4.50
Liberatore, Hugo	11 Silver	20	0	142	3	1/15	47.33

**UNDER 11 BOWLING (continued) (16 teams / 129 players)**

<b>Player</b>	<b>Team</b>	<b>Overs</b>	<b>Maidens</b>	<b>Runs</b>	<b>Wickets</b>	<b>Best</b>	<b>Average</b>
Lohse, Joseph R	11 Navy	18	1	72	12	5/20	6.00
Lorenz, Daniel	11 Amber	10	0	50	5	3/16	10.00
Mackay, Hamish N	11 Silver	18	0	105	5	2/14	21.00
MacKenzie, Zachary	11 White	28	1	140	13	4/25	10.77
Magan, Gabriel	11 Purple	24	2	193	5	1/7	38.60
Marlow, Archie J	11 Maroon	28	0	181	4	3/21	45.25
McAuliffe, Harry	11 Amber	7	0	43	0	0/11	-
McCabe, Lucas M	11 Gold	11	0	69	3	1/5	23.00
McCormack, Toby	11 Red	18	0	115	8	3/4	14.38
McGauley, Oliver	11 Blue	17	0	132	7	3/20	18.86
McGovern, Aodhan	11 Blue	19	0	135	4	2/20	33.75
Meade, Zac E	11 Green	14.3	0	120	3	1/7	40.00
Mercer, Andy	11 Aqua	24	1	126	6	3/13	21.00
Middleton, Oliver	11 Maroon	17	0	116	3	1/5	38.67
Miller, Charlie S	11 Brown	14	0	71	3	1/11	23.67
Moore, Hayden	11 Brown	13	0	81	1	1/8	81.00
Murdoch, Matthew	11 Red	12	1	65	5	4/10	13.00
Newlands, Elliott	11 Maroon	24	0	136	4	1/12	34.00
Nisbett, Lachlan R	11 Red	16	2	96	12	4/10	8.00
Nothdurft, Edward O	11 Gold	17	1	66	8	4/2	8.25
O'Neill, Jay C	11 Purple	32	1	185	11	2/7	16.82
O'Ryan, Zachary	11 Blue	20	2	110	6	2/17	18.33
Page, Henry	11 Black	13	0	112	6	3/11	18.67
Petersen, Callum	11 Gold	11	1	56	5	2/19	11.20
Pigott, Leo W	11 Blue	16	0	110	6	3/25	18.33
Puusaari, Chayse	11 White	20	0	148	4	1/8	37.00
Puusaari, Noah	11 White	13	0	56	3	1/6	18.67
Railton, Cohan	11 Yellow	18.6	0	160	5	2/13	32.00
Ratnayake, Senuja	11 Yellow	24.5	0	228	8	2/26	28.50
Russo, Samuel	11 Amber	9	0	55	5	4/9	11.00
Sheehan, William	11 Yellow	15.4	0	167	3	1/18	55.67
Sinclair, Ben	11 Blue	19	0	116	11	2/13	10.55
Smallwood, Franklin	11 White	26	0	159	1	1/20	159.00
Smith, Beauie	11 Grey	35	0	253	13	4/37	19.46
Smith, Campbell L	11 Orange	11.5	1	82	2	1/21	41.00
Spence, Mitchell W	11 Black	13	0	64	3	1/6	21.33
Spencer, Maxwell	11 Aqua	26	0	179	7	3/19	25.57
Stafford, Hugo S	11 Black	10	0	70	11	4/3	6.36
Starrenburg, Jimmy	11 Yellow	19.5	0	156	5	2/30	31.20
Stonell, Claude	11 Silver	22	0	209	1	1/20	209.00
Stuart, Cooper J	11 Green	11	0	89	1	1/62	89.00
Szumowski, Lachlan	11 Aqua	20	0	132	11	3/12	12.00
Tallon, Archer	11 Grey	36	0	222	6	3/10	37.00
Thirgood, Daniel W	11 Navy	15	0	96	5	2/19	19.20
Tinetti, Alyssa L	11 Grey	37	1	295	14	2/7	21.07
Tsai, Michael	11 Green	11.2	0	124	1	1/23	124.00
Ullman, Fraser	11 Black	9	0	81	4	2/18	20.25
Vaughan, Frederick	11 Silver	20	0	116	3	1/8	38.67
Vavra-Quintanilla, Nikolas	11 Brown	13	0	104	2	1/14	52.00
Vickery, Harry J	11 Brown	13	0	88	3	1/2	29.33
Wadhvani, Aadya	11 White	33	3	204	11	2/25	18.55
Wadhvani, Aamay	11 White	36	6	139	25	5/6	5.56
Wallis, Nathaniel	11 Gold	13	0	74	2	1/16	37.00
Walsh, Baden J	11 Purple	31	2	203	10	2/7	20.30
Waring, Matthew P	11 Aqua	20	1	127	5	3/26	25.40
Weibgen, Harry L	11 Green	17	0	104	1	1/8	104.00
Wessling, Fletcher	11 Blue	17	0	103	7	3/13	14.71
Whitham, Blake	11 White	27	0	175	11	3/14	15.91
Whitham, Dominic	11 White	1	0	5	1	1/5	5.00
Whitta, Aiden	11 Black	10	0	74	3	1/19	24.67
Wilson, Nathan	11 Green	19	0	157	2	1/32	78.50
Wong, Leo	11 Silver	23	0	180	5	3/40	36.00
Woolley, Max	11 Silver	21	0	112	5	1/11	22.40

# PLAYER STATISTICS – JUNIOR GIRLS GRADES U11 – U15

## GENERAL NOTES RE STATISTICS, RECORDS & FORMAT

Please note that all tables are based on team abstracts or MyCricket entries submitted by team volunteers. Care has been taken to publish accurate tables but we apologise for any errors or omissions. Due to the way player statistics are collected and treated, we cannot provide team-based statistics. All players from U11 to Open Division teams are listed by surname per age group. Statistics are not recorded for U8 to U10 teams, but all players, coaches and managers are listed in the report.

### UNDER 15 GIRLS BATTING & FIELDING (3 teams / 32 players)

Player	Team	Innings	Not Outs	Best Score	Runs	Average	Catches	Stumpings	Run Outs
Appleyard, Erin	15 Sky	9	4	38*	193	38.60	2	1	0
Bailey, Indiana R	15 Azure	10	3	11	33	4.71	1	0	1
Bateman, Daisey G	15 Azure	4	2	30*	75	37.50	1	0	1
Choo, Elizabeth F	15 Royal	10	6	37*	180	45.00	6	0	2
Coghill, Isobel M	15 Royal	10	1	17*	38	4.22	3	0	4
Colen, Eden G	15 Azure	10	2	35*	174	21.75	2	0	1
Crighton, Holly M	15 Azure	10	2	11*	57	7.13	1	0	2
Crighton, Jessica M	15 Azure	10	4	21	97	16.17	0	0	1
Deem, Eloise L	15 Sky	10	5	28*	123	24.60	1	0	1
Dudgeon, Grace J	15 Azure	5	1	31	55	13.75	1	0	1
Goodwin, Frances Y	15 Royal	7	5	22*	71	35.50	4	2	2
Kuiters, Rebecca D	15 Royal	10	6	73*	336	84.00	2	0	7
Lakkoju, Vinaya M	15 Sky	8	6	38*	87	43.50	0	0	0
Lyons, Bridget A	15 Azure	7	6	28*	106	106.00	0	0	2
Martin, Sophie A	15 Azure	4	3	31	80	80.00	0	0	0
McCathie, Stella	15 Azure	4	2	8*	18	9.00	0	0	0
Miller, Lily	15 Sky	9	1	12	44	5.50	4	0	1
Mitchell, Celeste C	15 Sky	2	1	1*	1	1.00	0	0	0
Mitchell, Sofia R	15 Sky	9	4	9*	42	8.40	1	0	1
O'Kane, Elise D	15 Azure/Sky	11	4	19*	91	13.00	2	0	1
Pearce, Kara M	15 Royal	7	3	23	80	20.00	3	0	0
Pearson, Bronte A	15 Royal	2	0	19	19	9.50	0	0	0
Rothwell, Emma	15 Royal	10	5	13*	57	11.40	2	0	3
Rothwell, Sophia	15 Royal	10	4	15*	78	13.00	0	0	1
Ryan, Billie H	15 Sky	10	5	23	101	20.20	0	0	2
Seed, Beth A	15 Sky	10	5	34*	149	29.80	1	0	2
Smith, Emma L	15 Sky	10	4	7	31	5.17	2	0	3
Spencer, Ava E	15 Azure	7	4	18	78	26.00	2	0	0
Taylan, Caira	15 Royal	9	2	7*	32	4.57	1	0	0
Tosoni, Stella C	15 Azure	6	2	15*	40	10.00	3	0	0
Ward, Miranda	15 Royal	5	3	8*	20	10.00	1	0	0
Winwood, Katherine	15 Azure	11	4	<b>6</b>	21	3.00	0	0	0

## UNDER 15 GIRLS BOWLING (4 teams / 36 players)

Player	Team	Overs	Maidens	Runs	Wickets	Best	Average
Appleyard, Erin	15 Sky	27.2	1	127	2	1/5	63.50
Bailey, Indiana R	15 Azure	9.4	0	77	1	1/5	77.00
Bateman, Daisey G	15 Azure	8	0	46	3	2/13	15.33
Choo, Elizabeth F	15 Royal	24.2	0	113	8	4/19	14.13
Coghill, Isobel M	15 Royal	8.4	0	70	4	2/12	17.50
Colen, Eden G	15 Azure	5	0	30	0	0/10	-
Crighton, Holly M	15 Azure	23	2	78	7	3/10	11.14
Crighton, Jessica M	15 Azure	24	3	95	1	1/11	95.00
Deem, Eloise L	15 Sky	29.1	2	157	5	2/10	31.40
Dudgeon, Grace J	15 Azure	13.5	0	58	2	2/14	29.00
Goodwin, Frances Y	15 Royal	12.1	0	76	2	1/9	38.00
Kuiters, Rebecca D	15 Royal	26	2	90	3	1/6	30.00
Lakkoju, Vinaya M	15 Sky	21	1	123	3	1/8	41.00
Lyons, Bridget A	15 Azure	16.3	0	57	3	1/4	19.00
Martin, Sophie A	15 Azure	12	0	24	7	4/7	3.43
McCathie, Stella	15 Azure	11	0	43	1	1/20	43.00
Miller, Lily	15 Sky	17.4	0	96	4	2/1	24.00
Mitchell, Celeste C	15 Sky	2	0	19	1	1/19	19.00
Mitchell, Sofia R	15 Sky	29	0	204	3	1/10	68.00
O'Kane, Elise D	15 Azure/Sky	27	1	134	2	1/5	67.00
Pearce, Kara M	15 Royal	20	0	77	5	1/7	15.40
Pearson, Bronte A	15 Royal	6	0	31	1	1/15	31.00
Rothwell, Emma	15 Royal	23	1	134	8	2/0	16.75
Rothwell, Sophia	15 Royal	27.2	2	126	8	3/3	15.75
Ryan, Billie H	15 Sky	36	2	166	9	2/6	18.44
Seed, Beth A	15 Sky	32.3	0	187	7	2/5	26.71
Smith, Emma L	15 Sky	34	1	246	6	1/15	41.00
Spencer, Ava E	15 Azure	16	5	32	7	3/3	4.57
Taylan, Caira	15 Royal	21.1	0	139	4	1/9	34.75
Tosoni, Stella C	15 Azure	12	1	28	3	2/10	9.33
Ward, Miranda	15 Royal	9	0	76	2	1/0	38.00
Winwood, Katherine	15 Azure	24.1	2	119	9	3/9	13.22



Beth Mooney ran some drills with our junior girls

### UNDER 13 GIRLS BATTING & FIELDING (2 teams / 18 players)

Player	Team	Innings	Not Outs	Best Score	Runs	Average	Catches	Stumpings	Run Outs
Anderson, Maeve M	13 Azure	8	8	20*	101	-	0	0	0
Bailey, Matilda G	13 Sky	dnb	dnb	-	dnb	dnb	0	0	0
Bhatnagar, Jenah	13 Azure	7	7	32*	157	-	2	0	2
Callaghan, Mia J	13 Sky	6	6	24*	96	-	0	0	1
Dunlop, Amani	13 Azure	7	7	51*	213	-	0	0	3
Dunlop, Sasha	13 Azure	5	5	16*	66	-	0	0	2
Ferguson, Amy G	13 Sky	5	5	15*	44	-	0	0	0
Hoe, Lilly G	13 Sky	5	5	19*	80	-	1	0	0
Jones, Naomi	13 Azure	8	8	28*	164	-	0	0	0
Martin, Neve	13 Sky	6	6	21*	92	-	0	0	1
Miller, Lily	13 Sky	1	1	16*	16	-	1	0	0
Pye, Julia H	13 Sky	1	1	11*	11	-	0	0	0
Stevens, Edie	13 Azure	8	8	24*	142	-	0	0	1
Trindall, Matilda	13 Sky	1	1	8*	8	-	0	0	0
Vidakovic, Katarina C	13 Sky	4	4	6*	23	-	0	0	0
Yoong, Midiana J	13 Sky	6	6	20*	81	-	0	0	0
Yoong, Rosezetta J	13 Sky	6	6	16*	72	-	0	0	1

dnb – did not bat

### UNDER 13 GIRLS BOWLING (2 teams / 18 players)

Player	Team	Overs	Maidens	Runs	Wickets	Best	Average
Anderson, Maeve M	13 Azure	37	0	250	5	2/25	50.00
Bailey, Matilda G	13 Sky	3	0	38	0	0/38	-
Bhatnagar, Jenah	13 Azure	30	0	189	6	1/17	31.50
Callaghan, Mia J	13 Sky	23	0	180	3	1/15	60.00
Dunlop, Amani	13 Azure	29	0	178	4	2/21	44.50
Dunlop, Sasha	13 Azure	27	0	171	7	2/11	24.43
Ferguson, Amy G	13 Sky	18	0	119	2	2/10	59.50
Hoe, Lilly G	13 Sky	17	0	119	1	1/15	119.00
Jones, Naomi	13 Azure	35	0	244	6	2/41	40.67
Martin, Neve	13 Sky	20	0	150	2	2/29	75.00
Miller, Lily	13 Sky	3	0	34	0	0/34	-
Pye, Julia H	13 Sky	3	0	18	1	1/18	18.00
Stevens, Edie	13 Azure	39	1	201	2	1/25	100.50
Trindall, Matilda	13 Sky	2	0	16	0	0/16	-
Vidakovic, Katarina C	13 Sky	5.2	0	37	0	0/0	-
Yoong, Midiana J	13 Sky	22	0	168	3	3/10	56.00
Yoong, Rosezetta J	13 Sky	23	0	129	6	3/9	21.50

### UNDER 11 GIRLS BATTING & FIELDING (4 teams / 34 players)

Player	Team	Innings	Not Outs	Best Score	Runs	Average	Catches	Stumpings	Run Outs
Auld, Grace	11 Ruby	5	5	9*	25	-	0	0	0
Ayliffe, Emma C	11 Sky	10	10	28*	203	-	1	0	0
Bailey, Matilda G	11 Azure	6	6	13*	54	-	0	0	0
Bell, Prudence G	11 Azure/Emeralds	10	10	19*	126	-	1	0	0
Bhatnagar, Misha	11 Azure/Emeralds	7	7	7*	28	-	0	0	0
Callaghan, Lucy C	11 Sky	11	10	31*	175	175	1	0	0
Chotai, Meera A	11 Ruby	7	7	11*	40	-	0	0	0
Connell, Brigitte	11 Sky	11	11	34*	182	-	0	0	1
Cowie, Chloe	11 Emeralds/Ruby	5	5	12*	18	-	0	0	0
Daniel, Eloise M	11 Ruby	8	8	19*	47	-	0	0	0
Donaghy-Lowrey, Anna	11 Emeralds	5	5	22*	61	-	1	0	0
Donohue, Ophelia J	11 Azure	11	11	35*	158	-	1	0	5
Fellinger, Jasmine K	11 Azure	11	11	23*	142	-	0	0	1
Goslin, Anna G	11 Sky	10	10	21*	151	-	0	0	1
Hunter, Poliana R	11 Sky	11	10	34*	205	205	0	0	0
Hunter, Saphira R	11 Sky	11	11	16*	105	-	0	0	1
King, Grace	11 Emeralds	6	6	10*	39	-	0	0	1
Laing, Madison E	11 Azure	11	11	39*	308	-	0	0	4
Lotstutter, Calla	11 Azure	11	11	13*	93	-	1	0	1
Martin, Isla M	11 Sky	9	8	27*	181	181	0	0	1
Meggitt, Sarah	11 Ruby	5	5	7*	18	-	0	0	1
Moore, Mirabella T	11 Ruby	8	8	12*	51	-	1	0	0
O'Connell, Eloise H	11 Emeralds	5	5	14*	34	-	1	0	0
Penrose, Greta	11 Emeralds	6	6	12*	32	-	0	0	2
Pope, Hayley	11 Azure	10	10	20*	119	-	0	0	0
Sherritt, Ella	11 Emeralds	6	6	8*	33	-	0	0	2
Smallwood, Ivy	11 Emeralds	6	6	10*	31	-	0	0	0
Stanley, Emma	11 Ruby	8	8	24*	118	-	2	0	0
Stewart-Koster, Orla R	11 Sky	8	8	29*	176	-	0	0	0
Swanepoel, Emma	11 Azure	4	4	18*	59	-	0	0	0
Trindall, Matilda	11 Ruby	8	8	31*	127	-	1	0	2
Wallwork, Claudia	11 Emeralds	6	6	14*	41	-	0	0	1

### UNDER 11 GIRLS BOWLING (4 teams / 34 players)

Player	Team	Overs	Maidens	Runs	Wickets	Best	Average
Auld, Grace	11 Ruby	10	0	77	0	0/4	0.00
Ayliffe, Emma C	11 Sky	14	0	150	8	2/14	18.75
Bailey, Matilda G	11 Azure	21	0	113	3	1/8	37.67
Bell, Prudence G	11 Azure/Emeralds	30	0	149	2	1/12	74.50
Bhatnagar, Misha	11 Azure/Emeralds/Ruby	16	0	101	0	0/10	0.00
Callaghan, Lucy C	11 Sky	14	0	110	8	2/7	13.75
Chotai, Meera A	11 Ruby	16	0	119	1	1/16	119.00
Connell, Brigitte	11 Sky	17	0	130	4	1/13	32.50
Cowie, Chloe	11 Emeralds/Ruby	10	0	61	1	1/9	61.00
Daniel, Eloise M	11 Ruby	20.1	0	138	1	1/12	138.00
Donaghy-Lowrey, Anna	11 Emeralds	11	0	68	0	0/9	-
Donohue, Ophelia J	11 Azure	32	0	131	8	2/5	16.38
Fellinger, Jasmine K	11 Azure	27	0	134	3	1/7	44.67
Goslin, Anna G	11 Sky	14	1	114	6	4/8	19.00
Hunter, Poliana R	11 Sky	17	0	145	6	2/21	24.17
Hunter, Saphira R	11 Sky	18	0	130	3	1/9	43.33
King, Grace	11 Emeralds	17	0	112	1	1/7	112.00
Laing, Madison E	11 Azure	34	1	112	12	3/5	9.33
Lotstutter, Calla	11 Azure	32	1	150	6	3/10	25.00
Martin, Isla M	11 Sky	13	0	102	1	1/10	102.00
Meggitt, Sarah	11 Ruby	10	0	60	0	0/4	0.00
Moore, Mirabella T	11 Ruby	20	0	188	1	1/11	188.00
O'Connell, Eloise H	11 Emeralds	11	1	53	1	1/18	53.00
Penrose, Greta	11 Emeralds	15	0	99	1	1/17	99.00
Pope, Hayley	11 Azure	27	0	104	3	1/7	34.67
Sherritt, Ella	11 Emeralds	16	0	68	4	2/13	17.00
Smallwood, Ivy	11 Emeralds	13	0	62	3	1/10	20.67
Stanley, Emma	11 Ruby	20	0	147	7	3/6	21.00
Stewart-Koster, Orla R	11 Sky	10	0	96	2	1/10	48.00
Swanepoel, Emma	11 Azure	11	1	40	2	1/2	20.00
Trindall, Matilda	11 Ruby	21	1	124	3	1/5	41.33
Wallwork, Claudia	11 Emeralds	16	1	56	3	2/5	18.67

# UNDER 11 TO OPEN (U17) CLUB APPOINTED INDIVIDUAL TROPHIES

## HALF SEASON PLAYERS

<b>OPEN (UNDER 17)</b>	
Batting Average	Thomas Pfitzner 79.33 (238 runs, 5 innings, 2 no)
Batting Aggregate	Daniel Fitzgerald (255 runs, HS 87)
Bowling Average	Jack McCabe 9.71 (7 wickets, 68 runs, 19.3 overs)
Most Wickets	Jack McCabe 7 wickets, best 4/12 James Pearson 7 wickets, best 3/52
Most Dismissals	Lachlan Mackay 6 (6 catches)
Most Valuable Player	Jakub Bennett 233 runs, 4 wickets, 4 catches

<b>UNDER 15 GIRLS</b>	
Batting Average	Bridget Lyons 106 (106 runs, 7 innings, 6 no)
Batting Aggregate	Bridget Lyons (106 runs, HS 28*)
Most Valuable Player	Bridget Lyons 106 runs, 3 wickets

<b>UNDER 15</b>	
Batting Average	Matthew Trotter 73.67 (221 runs, 4 innings, 1 no)
Batting Aggregate	Matthew Trotter (221 runs, HS 110*)
Bowling Average	Billy Nuss 8.38 (8 wickets, 67 runs, 26.1 overs)
Most Wickets	Billy Nuss 8 wickets, best 4/10
Most Dismissals	Matthew Trotter 10 (5 catches, 5 stumpings)
Most Valuable Player	Callum Vidler 215 runs, 7 wickets, 4 catches

<b>UNDER 14</b>	
Batting Average	Max Slaughter 139 (139 runs, 3 innings, 2 no)
Batting Aggregate	Benjamin Conway (285 runs, HS 91*)
Bowling Average	William Nickelson 6.50 (6 wickets, 39 runs, 17 overs)
Most Wickets	Tom Hallion 11 wickets, best 4/17
Most Dismissals	Robert Brandt 6 (5 catches, 1 Stumping)
Most Valuable Player	Leo Henry 222 runs, 7 wickets, 3 catches

<b>UNDER 13</b>	
Batting Average	Flynn Horton 181 (181 runs, 5 innings, 4 no)
Batting Aggregate	Sam Wallwork (186 runs, HS 52*)
Bowling Average	Sophie Martin 5.50 (6 wickets, 33 runs, 15.5 overs)
Most Wickets	Mitchell Bellamy 10 wickets, best 4/22
Most Dismissals	Xavier O'Sullivan 10 (6 catches, 4 stumpings)
Most Valuable Player	Sam Wallwork 186 runs, 7 wickets, 3 catches

<b>UNDER 12</b>	
Batting Average	Luke Duncan 205 (205 runs, 7 innings, 6 no)
Batting Aggregate	Elliott Gillman (233 runs, HS 74)
Bowling Average	Angus Clark 6.40 (5 wickets, 32 runs, 10.2 overs)
Most Wickets	Theodore Bacalakis 9 wickets, best 5/4
Most Dismissals	Elliott Gillman 7 (4 catches, 3 stumpings)
Most Valuable Player	Theodore Bacalakis 225 runs, 9 wickets, 6 catches

<b>UNDER 11 GIRLS</b>	
Batting Average	Matilda Trindall 127 (127 runs, 8 innings, 8 no)
Batting Aggregate	Matilda Trindall (127 runs, HS 31*)
Bowling Average	Emma Stanley 21.00 (7 wickets, 147 runs, 20 overs)
Most Wickets	Emma Stanley 7 wickets, best 3/6
Most Valuable Player	Emma Stanley 118 runs, 7 wickets

<b>UNDER 11</b>	
Batting Average	Oliver Hayes 288 (288 runs, 8 innings, 7 no)
Batting Aggregate	Oliver Hayes (288 runs, HS 52*)
Bowling Average	Oliver Hayes 3.07 (14 wickets, 43 runs, 18 overs)
Most Wickets	William Lambley 20 wickets, best 7/5
Most Dismissals	Lachlan Szumowski 8 (8 catches)
Most Valuable Player	Oliver Hayes 288 runs, 14 wickets, 3 catches



## UNDER 11 TO OPEN (U17) CLUB APPOINTED INDIVIDUAL TROPHIES

### FULL SEASON PLAYERS

<b>UNDER 15 GIRLS</b>	
Batting Average	Rebecca Kuiters 84 (336 runs, 10 innings, 6 no)
Batting Aggregate	Rebecca Kuiters (336 runs, HS 73*)
Bowling Average	Katherine Winwood 13.22 (9 wickets, 119 runs, 24.1 overs)
Most Wickets	Katherine Winwood 9 wickets, best 3/9 Billie Ryan 9 wickets, best 2/6
Most Valuable Player	Rebecca Kuiters 336 runs, 3 wickets, 2 catches

<b>UNDER 15</b>	
Batting Average	Fred Steane-Bear 39.33 (236 runs, 8 innings, 2no)
Batting Aggregate	Fred Steane-Bear (236 runs, HS 69*)
Bowling Average	Hasnain Cassim 12.20 (5 wickets, 61 runs, 13 overs)
Most Wickets	Harry Cope 8 wickets, best 3/30
Most Dismissals	Cooper McFadden 8 (8 catches)
Most Valuable Player	Fred Steane-Bear 236 runs, 4 wickets

<b>UNDER 14</b>	
Batting Average	Jude Goodman 135.50 (271 runs, 8 innings, 6 no)
Batting Aggregate	Christian Sorensen-Bews (320 runs, HS 113*)
Bowling Average	Hamish Sorensen-Bews 6.53 (15 wickets, 98 runs, 27.4 overs)
Most Wickets	Hamish Sorensen-Bews 15 wickets, best 4/6
Most Dismissals	Jude Goodman 10 (9 catches, 1 stumping)
Most Valuable Player	Jude Goodman 271 runs, 13 wickets, 9 catches

<b>UNDER 13 GIRLS</b>	
Batting Average	Amani Dunlop 213 (213 runs, 7 innings, 7 no)
Batting Aggregate	Amani Dunlop 213 runs (213 runs, HS 51*)
Most Valuable Player	Amani Dunlop 213 runs, 4 wickets

<b>UNDER 13</b>	
Batting Average	James Brandon 218 (436 runs, 8 innings, 6 no)
Batting Aggregate	James Brandon (436 runs, HS 114*)
Bowling Average	Owen Tyrrell 7.88 (8 wickets, 63 runs, 26 overs)
Most Wickets	James Brandon 9 wickets, best 2/7 Toby Kenyon 9 wickets, best 2/8
Most Dismissals	James Brandon 10 (9 catches, 1 stumping)
Most Valuable Player	James Brandon 436 runs, 9 wickets, 9 catches

<b>UNDER 12</b>	
Batting Average	Thomas Brandon 53.25 (213 runs, 8 innings, 4 no)
Batting Aggregate	Ryan Royce (325 runs, HS 74)
Bowling Average	Cooper Hughes 9.60 (15 wickets, 144 runs, 36 overs)
Most Wickets	Cooper Hughes 15 wickets, best 7/22
Most Dismissals	Hugh Todman 7 (7 catches)
Most Valuable Player	Ryan Royce 325 runs, 8 wickets

<b>UNDER 11 GIRLS</b>	
Batting Average	Madison Laing 308 (308 runs, 11 innings, 11 no)
Batting Aggregate	Madison Laing (308 runs, HS 39*)
Bowling Average	Madison Laing 9.33 (12 wickets, 112 runs, 34 overs)
Most Wickets	Madison Laing 12 wickets, best 3/5
Most Valuable Player	Madison Laing 308 runs, 12 wickets

<b>UNDER 11</b>	
Batting Average	Ethan Cross 410 (410 runs, 12 innings, 12 no)
Batting Aggregate	Ethan Cross (410 runs, HS 48*)
Bowling Average	Aamay Wadhvani 5.56 (25 wickets, 139 runs, 36 overs)
Most Wickets	Aamay Wadhvani 25 wickets, best 5/6
Most Dismissals	Elliott Hockey 8 (8 catches)
Most Valuable Player	George Kleinschmidt 343 runs, 21 wickets

## U8 - U10 MODIFIED RULES PLAYER, COACH & MANAGER LISTS

**15 Under 10 Teams, 19 Under 9 Teams, 11 Under 8 Teams & 2 Under 8 Girls Teams = 45 teams**

### **UNDER 10 AMBER**

Alexander Bacalakis (Pre-Xmas)
Fergus Hughes
Henry Gumley
Jai Cain
Josh Gavin (Post-xmas)
Liam Darley
Rhys Manson-Bishop
Rohan Dewar
Thomas Blaszczyk
<b>Coach: John Bacalakis (Pre-Xmas)</b>
<b>Manager: Cindy Bacalakis (Pre-Xmas)</b>
<b>Coach: Martin Blaszczyk (Post-Xmas)</b>
<b>Manager: Jerome Gumley (Post-Xmas)</b>

### **UNDER 10 AQUA**

Aidan Schimke
Andrew Kettle
Berrick Barlow
Ewan Cahill
Felix Law
Henry Lorroway
Jake Lorroway
Rhys Donnan
Tom Toon
<b>Coach: Justin Barlow, Andrew Schimke</b>
<b>Manager: Chris Cahill</b>

### **UNDER 10 BLACK**

Ben Murphy
Edward Armstrong
Harrison Cleary
Isaac Gillett
Jack Davis
Oliver Blakemore
Stephen Ryall
Thomas Lohse
Toby Mylne
<b>Coach: Dave Blakemore</b>
<b>Manager: Melissa Blakemore</b>

### **UNDER 10 BLUE**

Carter Gibson
Cormac O'Leary
Harrison Barden
Hunter Guise
Jack Northcote
Joshua Gavin
Miles McGregor
Nicholas Prendergast
Stewart Thurgood
<b>Coach: Shaun O'Leary</b>
<b>Manager: Julia Thurgood</b>

### **UNDER 10 BROWN**

Bernard Morrow
Francis Wallwork
Gabriel Levy
Isaac Moore
Jack Whitehill
Joey Baggio
Max Gorham
Sebastian Bryan
Thomas Smith
<b>Coach: Jonny Levy</b>
<b>Manager: Duncan Gorham</b>

### **UNDER 10 GOLD**

Archie Waller
Darcy Bryan
Hamish Cole
Jack Stafford
Lewis Sherritt
Thomas Stute
Tom Clune (Pre-Xmas)
William Mauger
<b>Coach: William Stafford</b>
<b>Manager: Kirsty Clune (Pre-Xmas)</b>
<b>Manager: Bill Mauger (Post-Xmas)</b>

### **UNDER 10 GREEN**

Blake Guest
Charlie Isaac
Darcy Costello
Fergus Costello
Fraser Longworth
Jasper Barker
Joseph Gall
Kaden Barakat
Sid Roberts (Post-xmas)
<b>Coach: Kieren Barker</b>
<b>Manager: Robert Isaac</b>

### **UNDER 10 GREY**

Adam Johansen
Aiden Shellshear
Angus Hetherington
Dominic Whitham
Jackson Keir
Joshua Watson
Thomas Revis
Tom Cronin
Tom Rollason (Pre-Xmas)
<b>Coach: Nick Revis</b>
<b>Manager: Vanessa Johansen</b>

**UNDER 10 MAROON**

Benjamin Church
Cameron Stalley
Declan Spain
Eli Johnson
Harrison Falk
Harry Wesley
Ojas Joshi
Sam Banvill
<b>Coach: Marc Banvill</b>
<b>Manager: Ryan Spain</b>

**UNDER 10 ORANGE**

Digby Bliss
Elliot Ward
George Dunne (Post-Xmas)
Hugh Dodd
Hugo Macaulay (Pre-Xmas)
Lewis Gordon
Rafferty Macfarlane
Samuel Cross
Tom O'Connor
Will O'Connor
<b>Coach: James Macaulay (Pre-Xmas)</b>
<b>Coach: Ben Gordon (Post-Xmas)</b>
<b>Manager: Caroline O'Connor</b>

**UNDER 10 RED**

Archer Tiel
Astin Kan
Benjamin Wall
Callum Curtin
Cooper Heather
Ethan Taylor
Lachlan Chandler
Thomas Lynn
<b>Coach: Derek Curtin</b>
<b>Manager: Donna Lynn</b>

**UNDER 10 SILVER**

Clancy Barrett
Eli Miles
Ethan Bird
Ike Rowland
Joshua Pope
Matthew Travers
Owen Aldridge
William Coyle
<b>Coach: Jeremy Bird</b>
<b>Manager: Sam Barrett</b>

**UNDER 10 NAVY**

Alastair Williams
Alexander Gordon
Ben Flanagan
Cooper O'Reilly
Jack Moy
Lincoln Ryan
Luke Hourigan
Mason Irving
Patrick Collins
<b>Coach: Charles O'Reilly</b>
<b>Manager: Tim Gordon</b>

**UNDER 10 PURPLE**

Ashton Frazer
Frederick Blake
Harrison Pickett
Jack Braben
Joseph Cox
Oliver Durbin
Oscar Green
Samuel Challenor
William Ragland
<b>Coach: Andrew Green</b>
<b>Manager: Jeremy Durbin</b>

**UNDER 10 RED (Post-Xmas)**

Archer Tiel
Astin Kan
Benjamin Wall
Casper Walker
Cooper Heather
Eli Schefe
Kai Anand
Siddarth Kodiganti
William Earley
<b>Manager: Amanda Cheetham</b>

**UNDER 10 YELLOW**

Aiden Grady
Andrew Bathgate
Ben Craig
Connor Ferguson
Connor O'Shea
Cooper O'Reilly (Post-xmas)
Hugo Adeney
Kobi Stevens (Pre-xmas)
William Dauber (Pre-xmas)
<b>Coach: Ian Bathgate</b>
<b>Manager: Scott Craig</b>

**UNDER 9 BULLS**

Benjamin Garrett
Charlie Farrugia
Edward Hopes
Fraser Bell
Riley Kerton
Tanner MacDonald
William Hutchinson
<b>Coach: Julian Farrugia</b>
<b>Manager: Michael Garrett</b>

**UNDER 9 COLTS**

Atticus Caesar
Fletcher Maddox
Hamish Pope
Jackson Lacy
Remi Rowland
Thomas Abbott
William Nunn
<b>Coach: Philip Pope</b>
<b>Manager: Ben Maddox</b>

**UNDER 9 DINGOES**

Alistair Schweitzer
Beau Ballinger
Jack Patricks
Luke Keir
Parker O'Neill
Xavier Hill
<b>Coach: David Schweitzer</b>
<b>Manager: Jeff Ballinger</b>

**UNDER 9 FALCONS**

Alby McCallum
Alistair Gordon
Henry Banush
Henry Parsons
Lachlan Andriske
Luca Yarski
Zachariah Short
<b>Coach: Ryan Gordon, Stu McCallum</b>
<b>Manager: Mike Yarski</b>

**UNDER 9 KOALAS**

Alexander Howell
Ethan Kelly-Mutton
George Oliver
Hugo Loparow
Jack Hamilton
Luke Bridges
Samuel McLoughlin
Will Brooks
<b>Coach: Cam Brooks, Dan Mutton</b>
<b>Manager: Caitlin Oliver</b>

**UNDER 9 CASSOWARIES**

Andrew Martin
Hardy Hutcheon
James Martin
Oliver Hagan
Oliver Elphinston
Paxton Hutcheon
Samuel Colen
<b>Coach: Ryan Hagan</b>
<b>Manager: Danita Martin</b>

**UNDER 9 CROCODILES**

Adam Johansen
Angus Hetherington
Damon Johnston
Edward McLean
Eli Phillips
Ethan Jeremijenko
Will Thies
<b>Coach: Sam Thies</b>
<b>Manager: Vanessa Johansen</b>

**UNDER 9 DOLPHINS**

Angus Bellamy
Hugo Deane
Liam Wren
Luca Barnard
Lucas Mercer
Olivier Canning
William Hutchinson
<b>Coach: Andrew Deane</b>
<b>Coach: Cameron and Andrea Mercer</b>
<b>Manager: Stephen Canning</b>

**UNDER 9 KANGAROOS**

Charlie Bishop
Darcy Jackman
Dylan Murphy
George Henderson
Henry Germon
Mav Tucker
Mitchell Stacey
<b>Coach: Tim Jackman</b>
<b>Manager: Dimity Germon</b>

**UNDER 9 LIONS**

Alice Stuart (Post-Xmas)
Archie Quinlan
Harrison Smith
Harry Barton
Mitchell Nowlan
Remington Sakzewski
Siddharth Kodiganti (Pre-Xmas)
Thomas Bender
<b>Coach: Jason &amp; Connor Nowlan</b>
<b>Manager: Sarah Bender</b>

**UNDER 9 MAGPIES**

Gus Roase
Jack Lambley
Joshua Steel
Lauren Keogh
Vincent Heenan
Thomas Owen
William Broughton
<b>Coach: Eileen Lambley</b>
<b>Manager: Suzanne Steel</b>

**UNDER 9 QUOKKAS (Post-Xmas)**

Cathal MacPhaidan
Fraser Laughton
Kingsley Schliebs
Sammy Ritchie
Sebastian Cage
Thomas Hansen
<b>Coach: Kiernan Dorney</b>
<b>Manager: Kate Ritchie</b>

**UNDER 9 REDBACKS**

Archie Bates
Charlie Bryce
Chloe Hodgen
Furness Brody
Isaac Mastenbroek
Matthew Mckeiver
Rahul Rodrigues
<b>Coach: Brett Mastenbroek</b>
<b>Manager: Karen Mastenbroek</b>

**UNDER 9 SHARKS**

Ethan Bester
Luca Read
Luke Smith
Mason Wise
Oscar Hamburger
Tom Motley
Vaughn Jenkinson
<b>Coach: Wayne Hamburger</b>
<b>Manager: Rod Smith</b>

**UNDER 9 WATERDRAGONS**

Edward Mitchell
Hugo Burg
Jacob Lamers
Leo Doolan
Nathan Lee
Timothy Mulholland
Wilson Ambrose
<b>Coach: Jane Hitchcock, Eddie Lee</b>
<b>Manager: Diana Mulholland</b>

**UNDER 9 PLATYPUS**

Digby Gray
Hannah Jones
Harry Macaulay
Jack Keast
Louis Macfarlane
Marcus Whiteley
Monty Knowles
Tom Cross
<b>Coach: Rob Macfarlane</b>
<b>Manager: Emily Rogers</b>

**UNDER 9 RAMS**

Arki Sade
Dylan Payne
Jack Neale (Pre-Xmas)
Jed Sansom
Khushpreetshing Dhaliwal
Oliver Jobbins
Patrick Power (Post-Xmas)
River Temple
<b>Coach: Cathie Page (Pre-Xmas)</b>
<b>Manager: Priscilla Bracks</b>

**UNDER 9 ROSELLAS**

Alexander Middleton
Angus Marlow
Caspian Basha
Felix Bamford
Jack Smith
Rocco Ryan
Thomas Grimley
<b>Coach: Simon Marlow</b>
<b>Manager: Haley Russell</b>

**UNDER 9 STINGRAYS**

Alex Ainsworth
Anthony Vidakovic
Austin Trotter
Henry Slack
Jack Cahill
Quinn Ryan
Sebastian Sneddon
<b>Coach: Greg Cahill</b>
<b>Manager: Peter Ryan</b>

**UNDER 8 BRUMBIES**

Archie Jenkins
Flynn Carter
George Castley
Henry Serisier
Margot Wallwork
Sebastian Peach
Thomas Rose
<b>Coach: Alex Rose</b>
<b>Manager: Ben Wallwork</b>

**UNDER 8 CROWS**

Callum Walsh
Cyrus Irani
Flynn Guest
Jack McAndrew
Keeley Robinson
Manan Patel
Nathan Carton
<b>Coach: Ben Guest</b>
<b>Manager: Jared Robinson</b>

**UNDER 8 EMUS**

Angus Dauber
Hugo Mail
Hugo Miller
Leo Simmons
Monty Yuille
Riley O'Shea
Sonny Taylforth
Zachary Tallis
<b>Coach: Rory O'Shea</b>
<b>Manager: Franki Simmons</b>

**UNDER 8 GOANNAS**

Aiden Hatte
Alex Tsai
Balthazar Caesar
Harry Heather
Joseph Howes
Oliver Elliott
Samuel Wallis
William Durkin
<b>Coach: James Durkin</b>
<b>Manager: Lisa Durkin</b>

**UNDER 8 MARLINS**

Finley Bowerbank
Jethro Short
Oscar Banush
Samuel Parsons
Samuel Thompson
Theo Waller
Thomas Quinn
Zac Moore
<b>Coach: Anton Thompson, Andrew Quinn</b>
<b>Manager: Clint Moore</b>

**UNDER 8 WALLABIES**

Benjamin Norlander
Connor Henderson
Elliott McDowell
Hugh Lord
James Blinkhoff
James Murdoch
Joe Campion
Silas Law
<b>Coach: Mark Henderson</b>
<b>Manager: Cheryl Norlander</b>

**UNDER 8 EAGLES**

Darcy Willis
George Klumpes
Jeremy Newlands
Joseph Schulz
Max Stuart
Oliver Matthews
Toby Mill
<b>Coach: Matthew Newlands</b>
<b>Manager: Andrea Mill</b>

**UNDER 8 GECKOS**

Charlie Barnett
Dermot Whitaker
Elliot Katter
Jack Easter
James Travers
Patrick Easter
Tate Miles
<b>Coach: Ben Whitaker</b>
<b>Manager: Meg Whitaker</b>

**UNDER 8 HAWKS**

Ben Nolan
Cooper Lewis
Edward Hoult
Fergus Porteous
Joshua McLean
Louis Barrett
William Whalan
<b>Coach: Ian McLean</b>
<b>Manager: Renae Lewis</b>

**UNDER 8 TAIPANS**

Flynn Murray
Jack Arthur
Jacob Cox
Noah Watherston
Oliver Petrie
Patrick Carey
Rory Lee-Archer
<b>Coach: Michael Carey, Darryl Watherston</b>
<b>Manager: Rochelle Carey</b>

**UNDER 8 WOMBATS (Post-Xmas)**

Aubrey Satharasinghe
Ben Stute
Francois Vander Meulen
Jack Donohue
Joshua Schimke
Reggie Smith
Sam Bennett
Sidney Gordon
<b>Coach: Steve Donohue, Kesh Satharasinghe</b>

## UNDER 8 GIRLS TEAMS

### KOOKABURRAS

Abigail Smith
Arabella Mauger
Cate Daniel
Clara Kirk
Deepika Siriwardhane
Isla Miranda
Maya Siriwardhane
<b>Coach: Matt Miranda, William Mauger</b>
<b>Manager: Janaki Retnasaba</b>

### OWLS

Agnes Blumhardt
Emily McAndrew
Isabella Elliott
Jessie Goslin
Kaila Walsh
Louella Harriden
Piper Barnes
Vera Blumhardt
<b>Coach: Warwick Walsh</b>
<b>Manager: Susan Blumhardt</b>



The All Abilities Program sessions were well attended and enjoyed by all.

# ALL TIME JUNIOR RECORDS

## PREMIERSHIPS

<b>Open Div 2 (2)</b>	BNJCA: 2013/14, 2018/19.	
<b>Under 16 (11)</b>	Old Zone 2 (4):	1975/76, 1980/81, 1981/82, 1982/83.
	BNJCA (7):	1994/95, 1997/98, 1998/99, 2000/01, 2001/02, 2002/03, 2006/07.
<b>Under 15 (12)</b>	BNJCA: 2004/05, 2006/07, 2007/08, 2014/15, 2015/16, 2016/17 (2), 2017/18, 2018/19 (3), 2019/20.	
<b>Under 14 (21)</b>	BNJCA: 1993/93, 1994/95, 1996/97, 1997/98, 1999/00, 2001/02, 2003/04 (2), 2006/07, 2008/09, 2011/12 (2), 2012/13 (2), 2013/14, 2014/15, 2015/16, 2017/18, 2018/19 (2), 2019/20.	
<b>Under 13 (22)</b>	BNJCA: 1993/94, 1995/96, 1999/00, 2001/02, 2002/03, 2005/06 (2), 2006/07, 2008/09, 2009/10 (3), 2010/11, 2011/12, 2014/15, 2016/17, 2017/18 (2), 2018/19 (2), 2019/20 (2).	

## CLUB CHAMPIONSHIPS

1998/99

## UNDER 11 – OPEN GRADES TOP ALL TIME PERFORMERS

### TOP 10 RUN-SCORERS

	Player	Innings	Not Outs	Best	Runs	Average
1	Christopher Fitzgerald	39	16	157*	1700	73.91
2	Cameron Willis	75	37	108	1686	44.37
3	William Oswell	62	26	90	1628	45.22
4	Ben Bowen	64	21	105	1613	37.51
5	Nicholas Stoddart	42	14	151	1558	55.64
6	Hugh Weibgen	40	29	139*	1529	139.00
7	Nicholas Kruger	44	15	130*	1488	51.31
8	Andrew Tibbles	56	22	90*	1457	42.85
9	Billy Nuss	54	23	102*	1445	46.61
10	Harry Watson	61	22	103*	1393	35.72

### TOP 10 WICKET-TAKERS

	Player	Overs	Runs	Wickets	Average	BBowl
1	Matthew Cooper	317	1115	92	12.12	6/24
2	Dylan Sulzer	307	969	83	11.67	4/11
3	Dean Butt	302	681	74	9.20	5/2
4	Haydon Cooper	298	857	73	11.73	5/14
5	James McCorley	262	797	72	11.07	4/4
	Shane Kabel	305	859	72	11.93	6/14
7	Thomas Nelson	266	843	71	11.87	4/19
	Paul Condon	298	913	71	12.86	4/4
9	Stuart Wilkonson	291	722	69	10.46	4/6
	Adam Peters	268	984	69	14.26	4/5

### TOP 10 FIELDING DISMISSALS (including 'keepers)

	Player	Catches	Stumpings	Total
1	Justin Street	41	16	57
2	Hugh Weibgen	31	23	54
2	Michael Thompson	36	15	51
3	Scott Niven	38	6	44
4	Shane Kabel	37	3	40
	Christopher Fitzgerald	26	14	40
6	Brodie Hollins	37	2	39
7	Jamie Alexander	38	0	38
	William Nickelson	20	18	38
9	Nathan Harding	29	4	33
	Matthew Habermann	31	2	33
	Jack Straker	26	7	33



### TOP 10 HIGHEST AGGREGATE RUNS IN A SEASON

	Player	Season	Age Group	Runs
1	Christopher Fitzgerald	1996/97	U12	574
2	Christopher Fitzgerald	1997/98	U13	565
3	Leonard Hill	1997/98	U16	539
4	Jai Lembryk	2011/12	U14	499
5	Justin Street	1998/99	U16	477
6	Callum Vidler	2016/17	U11	472
7	Scott Niven	2011/12	U17	459
8	Joshua Brown	2009/10	U16	446
9	Alex Thompson	2007/08	U15	439
10	Nicholas Kruger James Brandon	1995/96 2019-20	U13 U13	436 436

### TOP 10 HIGHEST AGGREGATE WICKET-TAKERS IN A SEASON

	Player	Season	Age Group	Wickets
1	Will McFarlane	2003/04	U14	32
2	Douglas Fitzgerald	1996/97	U16	29
3	Dean Butt Oliver Ritchie Matthew Cooper	1998/99 2007/08 2008/09	U16 U11 U14	26 26 26
6	Mathew Bawden Dylan Sulzer Wadhvani, Aamay	1995/96 2003/04 2019-20	U13 U14 U11	25 25 25
9	Michael Cook Leonard Hill Harry Hogan	1994/95 1995/96 2018/19	U16 U14 U11	23 23 23

### TOP 10 HIGHEST INDIVIDUAL SCORES

	Player	Season	Age Group	Score
1	Christopher Schulz	2003/04	U16	160*
2	Christopher Fitzgerald	1996/97	U12	157*
3	Nicholas Stoddart	2012/13	U14	151*
4	Jack Beath	2008/09	U12	150*
5	Justin Street	1998/99	U16	146*
6	Hugh Weibgen	2016/17	U13	139
7	Lachlan Biggs Cooper Mackie	2018/19 2014/15	U15 U11	138* 138
9	Andrew Stower	2011/12	U17	137*
10	Nicholas Stoddart Nicholas Kruger	2015/16 1997/98	Open (U17) U16	130* 130

### TOP 10 HIGHEST WICKET-TAKERS IN AN INNINGS

	Player	Season	Age Group	Figures
1	Calum Mackay	2013/14	U14	8/23
2	Andrew Malone	1998/99	U16	7/2
3	Lambley, William J	2019-20	U11	7/5
4	Will MacFarlane	2003/04	U14	7/11
5	Hughes, Cooper C	2019-20	U12	7/22
6	Jack Kibble	2009/10	U11	7/32
7	Will MacFarlane Oliver Ritchie Hayes, Oliver	2003/04 2007/08 2019-20	U14 U11 U11	6/4 6/4 6/4
10	Harry Foster	2014/15	U11	6/5



Watching the Taverners play on Peter Easton Oval is a serious business.



Taverners celebrate another wicket against University on Peter Easton Oval.



#GOVALLEYS

# SUPPORT OUR VALUED SPONSORS

**keith  
dudgeon**



CRICKET SPECIALIST




*Ashgrove*



IF YOU KNEW ISUZU LIKE BRISBANE ISUZU



The Ashgrove Spinal Centre  
 3366 7988  
Dr Robert J Bailey  
(Chiropractor)



**Kate Jones MP**  
State Member for Ashgrove

