

VALLEY DISTRICT CRICKET CLUB INC.

ANNUAL REPORT – 2014/2015

TABLE OF CONTENTS

	Page
Office Bearers & Committees	2
Results Summary	3
Honour Board	4
Senior Playing Members List.....	5
EXECUTIVE SUMMARY – Chairman’s Report including Obituaries	6
Life Memberships.....	8
Old Boys Association Report.....	9
Coaching Reports	10
FINANCIAL REPORTS & STATEMENTS	13

SENIOR GRADES – 2014/15

Trophies & Awards	17
Player Career Milestone Certificates	18
Representative Player Lists, Queensland Cricket Awards.....	19
SPIRIT OF CRICKET POINTS	20
Peter Burge Medal Points.....	21
Honour Board – Top 10 Tables, Centuries, Century Partnerships, 6 Fors, 10 Fors	22
TEAM & PLAYER STATISTICS and CAPTAINS’ REPORTS.....	26

SENIOR GRADES – ALL TIME RECORDS

Grade History & General Notes.....	78
REPRESENTATIVE PLAYER LISTS – AUSTRALIA & QUEENSLAND.....	79
Premierships & Club Championships.....	81
Premiership Team Player Lists	82
TOP 20 ALL-TIME PERFORMER TABLES.....	86
FIRST GRADE RECORDS.....	88
ALL OTHER GRADES RECORDS	96
Best Individual Performances – Grade by Grade.....	104
Highest Team Scores.....	105
Highest Partnerships – Grade by Grade.....	106
Ned Colwell Honour Board – Highest Placed Team Each Season.....	109
P.J. Frawley Memorial Shield – Highest Batting Partnership (Pre 1961).....	110
C.R. Thorne Memorial Shield – Highest Batting Partnership (Post 1961)	111
Outstanding Batting Achievements	112
Outstanding Bowling Achievements	113
The Frank & Noreen Vidler Memorial Trophy Honour Board	116

JUNIOR GRADES – 2014/15

Junior Management Committee Chairman's Report	117
Coaches & Managers List.....	118
BNJCA Points Tables – Under 13 to Under 17.....	120
BNJCA Premiership Team Winners Tables.....	122
Honour Board Criteria and Certificate & Trophy Criteria.....	122
REPRESENTATIVE PLAYER LISTS – BRISBANE NORTH	123
REPRESENTATIVE PLAYER DEVELOPMENT COMPETITIONS – BNJCA & SEQCA.....	125
Honour Board Under 11 to Under 17 – Top 10 Tables, Centuries, Half-Centuries, 5 Fors, Hat Tricks.....	128
Honour Board Under 8 to Under 10 – Top 10 Tables, Half-Centuries, 5 Fors, Hat Tricks	131
PLAYER STATISTICS – Under 11 to Under 17	133
PLAYER STATISTICS – Modified Rules Under 8 to Under 10.....	153

JUNIOR GRADES – ALL TIME RECORDS

Premierships & Club Championships.....	170
TOP 10 ALL-TIME PERFORMER TABLES – Under 11 to Under 17.....	170
TOP 10 ALL-TIME PERFORMER TABLES – Under 8 to Under 10.....	172

OFFICE BEARERS & COMMITTEES – 2014/15

PATRON
AR Border AO

PRESIDENT
RP Easton OAM

VICE-PRESIDENTS
GD Trivett, WG Chapman, KE Dudgeon

CHAIRMAN OF THE EXECUTIVE

PN Culpan

HONORARY SECRETARY

GW Mitchell

HONORARY ASSISTANT SECRETARY

JM Dascombe

HONORARY TREASURER

PN Culpan

EXECUTIVE COMMITTEE

ML Dudgeon (Grounds, Wickets & Buildings), TR Mitchell (Legal), GC Brown (Social),
CF Kempnich (JMC), RAJ Anderson (Cricket), RJ Thompson (Social), PD Sherman, KG Tuite, LW Feldman, MT Jones.

QCA DELEGATES

JM Stoddart, PD Sherman

CONDUCT OFFICER

TR Mitchell

GROUNDS HIRING OFFICER

ML Dudgeon

FACILITIES MANAGER

DL Phillips

ASSISTANT GROUNDSMEN

ML Dudgeon, RP Easton, J Shinnick, TB Gibson, HJ Thompson, AC Lynch

JUNIOR MANAGEMENT COMMITTEE

CF Kempnich (Chairman & Juniors Director of Coaching), L Christie (Secretary & Registrar), J O'Neill (Treasurer), GY Bristow (Communications Coordinator), SD Farley (BNJCA Committee Member & Rep Cricket Liaison), R Schmidt (Statistics & Records Officer), JM Stoddart (Executive Delegate), M Bell (Equipment Officer), E Kirkland (U8-9 Coordinator), M Watt (U10 Coordinator), K Willis (U11 Coordinator and Webmaster), John Nielsen (U12 Coordinator), J Malone (U14 Coordinator and BNJCA delegate), K St Brook (U13 and U15 Coordinator), N Raj (BNJCA Delegate & Open Coordinator), W Smith (Committee Member and Girls Cricket).

VDCC OLD BOYS ASSOCIATION

RP Easton (President), IM Board (Secretary), CJ Cooke (Assistant Secretary), KE Dudgeon (Events Coordinator),
WG Chapman (MyCricket Coordinator), GD Trivett, MJ Weir, NJ King, KJ Logan and CJ Lanagan.

ANNUAL REPORT COMMITTEE

PD Kent (Editor), JM Stoddart (Assistant Editor), PN Culpan (Major Contributor), RM Schmidt (Major Contributor), Flash Printing (Printer)

STATISTICIANS & RECORDS KEEPERS

PN Culpan (Seniors Statistics & Records), RM Schmidt (Juniors Statistics & Records)

WEBMASTER

PN Culpan

LIFE MEMBERS

RD Haupt	1962	RA Cowles	1991	CF Kempnich	2003
RP Easton OAM	1965	MB Irwin	1992	KG Tuite	2004
DG Kirkman	1967	JM Stoddart	1993	ML Dudgeon	2005
CR Leggat	1969	CG Murphy	1995	RK Retell	2006
WG Chapman	1972	RJM Crawford	1996	PD Kent	2007
PW Muspratt	1975	AB Henschell	1997	PN Culpan	2008
KE Dudgeon	1979	DL Walker	1998	SC Fitzgerald	2010
FM Francke	1980	GD Trivett	1999	GC Brown	2011
RG Perrett	1987	DK Hickey	2001	MR Somerville	2012
GK Moore	1988	DA Connell	2002	GW Mitchell	2014

HONORARY MEMBER

SM Hunt 1997-98

CRICKET COMMITTEE

GW (Grant) Mitchell (Chairman), MT (Mark) Jones, CF (Clinton) Kempnich, BD (Ben) Schuhmacher, GC (Gavin) Brown, SD (Steve) Farley, JB (Brett) Neill

COACHING PANEL

BD (Ben) Schuhmacher	First Grade Squad Head Coach
GC (Gavin) Brown	Lower Grades Coach
AA (Adam) Lockhart-Krause	Lower Grades Fielding Coach
SJ (Steve) Gode	Assistant Coach
JB (Brett) Neill	Under 16 Lord's Taverners Coach
CF (Clinton) Kempnich	Juniors Director of Coaching
W (Wayne) Smith	Women's Team Coach

FIRST GRADE SCORER

PN (Pat) Culpan

FIRST GRADE MANAGER

J (Jim) Shinnick

GRADING COMMITTEE (selected senior teams for Round 1)

BD (Ben) Schuhmacher, MT (Mark) Jones, GC (Gavin) Brown, CF (Clinton) Kempnich, SD (Steve) Farley

SELECTION COMMITTEE (selected senior teams during the season)

MT Jones (Chairman), GC Brown, BD Shuhmacher, SD Farley

SENIOR TEAM CAPTAINS

First Grade:	AJ (Andrew) Gode	B3 Sub Districts:	CJ (Clayton) Marks
Second Grade:	J (Jacques) Badenhorst	C1 Sub Districts:	MB (Mark) Irwin
Third Grade :	MJ (Mitch) Elmes	C2 Sub Districts:	KIR (Ken) McKay
Fourth Grade:	MT (Mark) Jones	Under 17 Grade:	JS Neill & ON Lynch
Fifth Grade:	JR (Jim) Whyte	Women's 2nd Grade	CA (Cara) Musk
Sixth Grade (No. 1):	CF (Clinton) Kempnich	Over 40's Grade:	PD (Peter) Sherman
Sixth Grade (No. 2):	J (Jon) Malone	Sunday Legends:	GC (Gavin) Brown

SEASON RESULTS SUMMARY 2014/15

PREMIERS

First Grade (The Damien Mullins Cup)	University of Qld
First Grade Two Day Competition (The Cam Battersby Cup)	University of Qld
First Grade One-Day Competition (The John McKnoulty Cup).....	Wynnum Manly
First Grade Twenty20 Competition (The Tom Veivers Cup).....	University of Qld
Second Grade (The Alan Pettigrew Shield)	South Brisbane
Second Grade One-Day Competition.....	University of Qld
Second Grade Twenty20 Competition	University of Qld
Third Grade (The Norm McMahon Shield)	University of Qld
Fourth Grade (The Bob Spence Shield)	Valley
Fifth Grade (The Roy Tanner Shield)	Valley
Sixth Grade (The WEP Harris Shield)	Valley (2)
B3 Sub Districts	Wellington Point
C1 Sub Districts	Springwood
C2 Sub Districts	Stafford
Under 17 Grade Lord's Taverners	Wynnum Manly
Jodie Fields Shield.....	Sandgate Redcliffe
Sunday Legends Twenty20	Valley

MINOR PREMIERS (Valley positions and points are also listed)

Grade	Minor Premiers	Points	VDCC Position	VDCC Points
First (The Damien Mullins Cup)	University of Qld	139.5	4 th	106.00
First (The Cam Battersby Cup)	University of Qld	100.5	4 th	84.00
First (The John McKnoulty Cup)	University of Qld	23.00	4 th	14.00
First (The Tom Vievers Cup)	University of Qld	16.00	9 th	8.00
Second (Overall)	South Brisbane	150.80	10 th	61.00
Second (Two Day Competition)	South Brisbane	114.00	7 th	61.00
Second (One-Day Competition)	University of Qld	24.00	12 th	0.00
Second (Twenty20)	South Brisbane	16.00	11 th	0.00
Third	South Brisbane	107.00	12 th	34.00
Fourth	University of Qld	113.00	2 nd	111.00
Fifth	University of Qld	112.00	2 nd	104.00
Sixth	Valley (1)	139.00	Valley (2) 3rd	92.00
U17 LT North Zone	Valley	52.00	1st	-
Jodie Fields Shield	Gold Coast	73.00	3 rd	63.00

THE XXXX CLUB CHAMPIONSHIP

University of Qld	2168.50
Northern Suburbs	1683.00
Valley	1560.00
South Brisbane	1417.80
Redlands	1375.00
Western Suburbs	1364.15
Sandgate - Redcliffe	1278.00
Toombul	1251.00
Wynnum Manly	1050.30
Gold Coast	956.30
Sunshine Coast	760.00
Ipswich / Logan	281.10

HONOUR BOARD – 1897/98 to 2014/15

PATRON

1897-04 Sir SW Griffith
 1905-07 Sir PA Cooper
 1908-48 TC Beirne
 1949-59 PJ Conway
 1960-62 AJ Lynch
 1963-74 AC Dibdin OBE
 1975 KLM Mossop
 1976-97 JT Harten
 1997-99 FA Vidler
 1999- AR Border AO

PRESIDENT

1897-02 J McMaster
 1903-04 TC Beirne
 1905 BR Bale
 1906-07 TC Beirne
 1908-22 G Down
 1922-23 EG White
 1924-32 J Clark
 1933-42 EG White
 1943-48 PJ Conway
 1949-65 F Flynn
 1966-74 KLM Mossop
 1975-92 NT McMahan OAM
 1992-93 WG Chapman
 1993- RP Easton OAM

VICE-PRESIDENT

1998- GD Trivett
 1999- WG Chapman
 1999- KE Dudgeon

CHAIRMAN

1922-32 CL Mossop
 1933-36 LPD O'Connor
 1937-49 PJ Frawley
 1950-52 MH Mossop
 1953-62 KLM Mossop
 1963-74 NT McMahan OAM
 1975-87 UD Thorne
 1987-90 EL Graham
 1990-91 PE Davis
 1991-97 CG Murphy
 1997-09 JM Stoddart
 2009-12 PD Kent
 2012 PN Culpan

SECRETARY

1897 A Smith
 1898 GL Eves
 1899-00 JT Corrigan
 1901-02 PJ Maher
 1903-05 WF Kenny
 1906 JT Corrigan
 1907 DJ Corrigan
 1908 WB Hill
 1909 EG Manson
 1910 HN Pantan/ OA Davenport
 1911 OA Davenport
 1914-15 BRF Shaw
 1921-24 FG Power
 1925-31 E Colwell
 1932-34 AJ Synott
 1935-43 CR Johnson
 1944-45 J Gannon
 1946-48 MH Mossop
 1949 VG Burris
 1950-61 NT McMahan OAM
 1962-92 RP Easton OAM

1992-95 JM Stoddart
 1995-96 CG Murphy
 1996-98 K N Hunt
 1998-09 JM Stoddart
 2009-11 CS Baldwin
 2011-12 PN Culpan
 2012 GW Mitchell

TREASURER

1897-04 BR Bale
 1905-06 WB Hill
 1907-08 WB Bruce
 1909 WB Hill
 1910-? CM Davis
 1921-22 AE Gillies
 1923-24 FG Power
 1925 E Colwell
 1926-28 T Chellingworth
 1929-35 VR Gray
 1936-39 BRD O'Connor
 1940 JS Scott
 1941 KLM Mossop
 1942-43 VF Thomas
 1944-60 AC Rogers OBE
 1961-72 DG Kirkman
 1973-82 FM Francke
 1982 GD Harvey
 1983-85 DG Kirkman
 1986-90 RG Perrett
 1990-96 RJM Crawford
 1996-98 BJ Irwin
 1998-07 MB Irwin
 2007-09 PD Kent
 2009-11 PN Culpan
 2011-13 MT Jones
 2013-14 PD Sherman
 2014-15 PN Culpan

ASSISTANT SECRETARY

1901 JT Corrigan
 1923-25 SW Ayres
 1925-26 T Chellingworth
 1948-50 KF Johnson
 1950-52 K Brady
 1952-53 C Duncan
 1960-62 GA Petrie
 1962-68 FA Vidler
 1968-72 WG Chapman
 1972-73 VW Holland
 1973-75 DC Meldrum
 1975-80 VW Holland
 1982-84 WG Chapman
 1984-85 MB Irwin
 1985-92 JM Stoddart
 1992-93 RA Cowles
 1994-99 DK Hickey
 2000-03 DW Moorhouse
 2004-10 JG Dellit
 2010-14 KG Tuite
 2014-15 JM Dascombe

LIFE MEMBERS

BR Bale
 T Byrne
 WB Bruce
 W Exton
 WB Hill
 PJ Maher
 BR Shaw

1911 CA Arvier
 1911 G Down (Snr)
 1923 JP Crowe
 1925 CL Mossop
 1927 LPD O'Connor
 1927 FA Short
 1929 E Colwell
 1934 Sir LO Wilson
 1936 R Woodruffe
 1937 EG White
 1938 VF Thomas
 1940 KLM Mossop
 1941 C Robinson
 1943 CR Johnson
 1944 PJ Frawley
 1945 HG Hunter
 1946 JS Scott
 1947 AB Mossop
 1949 MH Mossop
 1950 F Flynn
 1951 AC Rogers OBE
 1952 CR Richards
 1953 FJ Oberthur
 1956 NT McMahan OAM
 1957 CR Cuthbertson
 1958 JT Harten
 1959 FA Vidler
 1960 RM Levy
 1961 WE Nolan
 1962 RD Haupt
 1964 LS Jones
 1965 RP Easton OAM
 1966 C Hoy
 1967 DG Kirkman
 1969 CR Leggat
 1970 VW Holland
 1972 WG Chapman
 1973 UD Thorne
 1974 SJ Ryan
 1975 PW Muspratt
 1976 GE Baldwin
 1978 RJO Herring
 1979 KE Dudgeon
 1980 FM Francke
 1987 RG Perrett
 1988 GK Moore
 1991 RA Cowles
 1992 MB Irwin
 1993 JM Stoddart
 1995 CG Murphy
 1996 RJM Crawford
 1997 AB Henschell
 1998 DL Walker
 1999 GD Trivett
 2000 IJ Reeves
 2001 DK Hickey
 2002 DA Connell
 2003 CF Kempnich
 2004 KG Tuite
 2005 ML Dudgeon
 2006 RK Retell
 2007 PD Kent
 2008 PN Culpan
 2010 SC Fitzgerald
 2011 GC Brown
 2012 MR Somerville
 2014 GW Mitchell

PLAYING MEMBERS (SENIOR) – 2014/15

241 PLAYERS:

JP (James) Alexander	JM (Justin) Francis	IC (Ian) Lynch	K (Kasper) Rubin
SJ (Stuart) Allan	NM (Nathan) Francis	LK (Lynette) Lynch	NJ (Nick) Ryall
RAJ (Richard) Anderson	MA (Matthew) Friend	NE (Neve) Lynch	MB (Martin) Ryan
B (Brendan) Badenhorst	TB (Thomas) Gibson	ON (Owen) Lynch	MJ (Mia) Ryan
J (Jacques) Badenhorst	OS (Owen) Gilchrist	PF (Peter) Lynch	AM (Ajay) Samvedi
CD (Corey) Baker	AJ (Andrew) Gode	DJ (David) Mackie	JA (Jade) Savage
CS (Craig) Baldwin	SJ (Steve) Gode	CJ (Connor) Maclean	BA (Brodie) Saw
AL (Adam) Ball	JA (Jared) Godkin	JA (Jason) Maddox	DM (Daniel) Schmidt
MD (Marc) Banvill	MJM (Matthew) Green	J (Jon) Malone	C (Carl) Schroder
LJ (Lachlan) Bartholomew	SD (Stephen) Grummitt	DG (Don) Mander	BD (Ben) Schuhmacher
HJ (Harrison) Beath	MA (Mark) Gulliver	CJ (Clayton) Marks	TC (Trent) Scott
JH (Jack) Beath	AB (Aiden) Hardcastle	DJ (Dylan) Marks	KG (Kyle) Scrimegour
JR (Jarvis) Black	MA (Mark) Harris	CG (Craig) McElligott	BP (Benjamin) Shannon
MT (Martin) Blackman	NI (Neville) Harvey	MG (Matthew) McFadden	SD (Sally) Shaw
MR (Michael) Blinkhoff	SB (Stan) Harvey	DP (Danni) McGuinness	PD (Peter) Sherman
JK (Jaydn) Bowe	JJ (James) Hicks	CJ (Callum) McInnes	ML (Michael) Shinnick
JE (James) Boyd	OS (Oscar) Higgins	KIR (Ken) McKay	CM (Cameron) Skinner
LC (Laurence) Bristow	SV (Sam) Higgins	RR (Robb) McKenna	C (Craig) Smith
AJ (Anthony) Brown	JS (James) Hine	BD (Brock) McLachlan	S (Selina) Solman
GC (Gavin) Brown	AR (Anthony) Horgan	DP (Dylan) McLachlan	JT (James) Spargo
KC (Kaidyn) Brown	LJ (Lachlan) Horgan	VL (Vanessa) Mcneil	D (Don) Spinosa
MD (Mark) Brown	PM (Patrick) Horgan	HC (Harrison) McNeilly	SC (Sam) Steele
RA (Ryan) Brown	JGF (Jacob) Horswill	TB (Timothy) McPhee	JM (Jonathan) Stoddart
DE (Daniel) Burgess	MG (Mark) Horswill	LJ (Lachlan) McRae	MT (Mitchell) Stubbings
LG (Lachlan) Busby	MM (McCauley) Hughes	SA (Samuel) Metcalf	ASM (Ashley) Tacey
GC (Greg) Carlson	MB (Mark) Irwin	GW (Grant) Mitchell	DJ (Danny) Tarabay
LA (Lee) Carseldine	RB (Ross) Irwin	DW (Dale) Moorhouse	EJ (Eva) Taudevin
DA (Danielle) Carver	DJ (David) Jackson	DC (Dylan) Mullen	ML (Matthew) Taylor
G (Georgina) Chandler	MPW (Michael) Jeh	LM (Lachlan) Munro	AH (Aaron) Teo
MN (Melinda) Chandler	JR (Jay) Jeha	J (Jake) Muscat	AWC (Alexander) Thompson
WG (Walter) Chapman	GD (Grant) Jennings	CA (Cara) Musk	XL (Xavier) Thornton
PJ (Patrick) Chorley	MT (Mark) Jones	JB (Brett) Neill	ST (Simon) Thwaites
JC (Jonah) Clancy	MT(2) (Matthew) Jones	JS (Joshua) Neill	LJ (Lachlan) Tindall
KJ (Kyle) Coleman	RH (Robert) Jones	SR (Scott) Niven	SJ (Simon) Tolhurst
HJ (Harry) Collier	TC (Trent) Jones	MD (Mark) Norris	SY (Samuel) Tomlinson
Z (Zoyrese) Conoplia	SS (Shane) Kabel	JH (Jack) O'Brien	KG (Kevin) Tuite
DJ (Daniel) Cook	CF (Clinton) Kempnich	JD (James) O'Connor	KT (Kyle) Tuite
AA (Adrian) Coolwell	ZL (Zeke) Kempnich	LJ (Liam) O'Hare	DR (Darin) Turner
JPH (Jake) Coolwell	MJ (Matthew) Kennedy	SM (Samuel) O'Neill	J (Jason) Voll
DW (David) Cottee	BW (Brett) Kerr	TJ (Timothy) O'Rourke	MG (Matthew) Walter
CR (Christina) Coulson	DM (David) Khan	L (Lochlan) Paige-Cananzi	JL (Jessica) Wardle
SJ (Samuel) Cousar	UT (Usman) Khawaja	BA (Blyton) Pendergast	DA (Damon) Went
TM (Tom) Cramb	LA (Lachlan) Kirk	ZT (Zeke) Pendergast	OG (Oliver) West
DP (Declan) Curran	CL (Christopher) Knight	CD (Craig) Pereira	JAT (Jack) Wheatley
BM (Brett) Dascombe	JA (Jonathan) Knight	LG (Liam) Petersen	PJ (Peter) Whelan
J (Jarrad) Dascombe	ZJ (Zachary) Knight	MJ (Matthew) Petrie	AL (Amanda) Whitehead
JM (Joshua) Dascombe	CR (Charli) Knott	LD (Lachlan) Pfeffer	DM (Donal) Whyte
LA (Leslie) Dawes	WP (Wes) Koskela	DL (David) Phillips	HG (Hayden) Whyte
BR (Bob) Donker	WJ (William) Kruij	AN (Andy) Pine	JR (James) Whyte
AK (Anthony) Dudgeon	CJ (Christopher) Lanagan	JM (Jackson) Plumb	JD (Jack) Wildermuth
ML (Michael) Dudgeon	A (Arden) Lankowski	M (Matthew) Proellocks	DI (Debbie) Williamson
MJ (Mitchell) Elmes	DC (David) Leaver	AE (Ashwin) Raj	HP (Harry) Willmington
NM (Nicholas) Ephraims	JK (Jai) Lembryk	CIF (Conor) Rees	NJ (Nicole) Wills
EMT (Emmanuel) Etheridge	BJ (Bradley) Lester	FL (Fergus) Rees	BT (Brett) Wilson
MJ (Mitchell) Farley	CN (Christie) Lewis	SA (Stuart) Rees	MJE (Michael) Wing
N (Nicholas) Farmer	KPV (Kuyen) Lewis	OF (Oliver) Ritchie	BM (Beau) Wright
SA (Scott) Farraway	KM (Kylie) Livermore	CJ (Christopher) Robinson	GJ (Gregory) Yates
COM (Cameron) Farrell	PB (Pete) Lock	BL (Bonnie) Robson	CG (Callum) Zipf
LW (Luke) Feldman	AA (Adam) Lockhart-Krause	FE (Francis) Rosbrook	
MF (Michael) Frame	NS (Nathan) Loy	GJ (Geoff) Rosbrook	
CA (Cameron) Francis	AC (Alexander) Lynch	BL (Brittany) Rosenthal	

EXECUTIVE SUMMARY

INTRODUCTION

The Executive is pleased to present this Annual Report and Financial Statement of the Valley District Cricket Club, for 2014/15.

This year we fielded a record of 112 teams, involving a massive 1,258 players registered with the club. We have had a very successful season both on and off the field with silverware in the cabinet, a record number of players participating and the club in a healthy financial position. The list of volunteers that contributed this year was again long, as it must be to operate on such a large scale.

To everyone, including the President, Vice Presidents, the Executive, the Committees, the captains, coaches, managers, scorers, canteen helpers & assistant ground staff, the value of your input is immeasurable. On behalf of everyone in the Valley family, I sincerely thank each and every one of you, as we would not have such a wonderful club without you all.

SENIORS

This year we had seven teams make premiership semi-finals, with four going on to contest, and ultimately win their finals. Congratulations to Mark Jones (4th Grade), Jim Whyte (5th Grade) and Jon Malone (6th Grade) who were the successful premiership winning skippers. Congratulations also to Gavin Brown and his team of Sunday Legends who won their T20 final.

It was great to see two premiership winning teams consist of a father and son combination. This goes to show the strength of our juniors coming through, and also our older players playing on and mentoring the young players.

1st Grade had another pre-Christmas run when they struggled to win a trick, but just like last year came home with a wet sail and made the semi-finals. Unfortunately after holding the upper hand in the semi for much of the game, they couldn't grab the vital last wicket and went down to the eventual winners University of Queensland. The team was ably assisted by Jim Shinnick as team manager and Pat Culpán as scorer, along with an increasing number of loyal supporters, some who did not miss a single day throughout the season.

Ben Schuhmacher had the reigns as coach of the 1st Grade squad once again. It was very pleasing to note that not only did 1st Grade have another strong showing, but that 2nd Grade were also in the mix and had it not been for a number of washed out games could have also made the finals. This year is Ben's last year as coach as he intends to depart our shores and travel overseas. Thank you to Ben for the hard work and results you have achieved.

Next year we welcome former 1st Class and club player Peter Drinnen back to the club to coach the 1st Grade squad. Peter is an ECB level 4 coach and has taken both the Netherlands and Scotland to limited overs World Cups.

Each of the senior sides' captains and the selectors have again put everything into their roles. We are fortunate to have you involved and hope you all return next season. A special word of thanks to Mark Jones who once again took on the difficult Chairman of Selectors role.

JUNIORS

The Executive sincerely thanks the Junior Management Committee for successfully organising 98 teams and 952 players across grades from Under 8's to Under 17's. I have said it before, but somehow the JMC achieves what seems impossible each season with another massive increase in numbers. It is also pleasing to note the increasing number of young girls playing in the junior ranks.

Thanks to long serving member Clinton Kempnich for managing such a dedicated team this year, along with his efforts as the junior coaching director. Special thanks must also go to Emma Kirkland, who was worthy winner of the Frank & Noreen Vidler Memorial Trophy for her services to the club. Emma's co-ordination of the Friday night under 8s and 9's for the last couple of years has been nothing short of extraordinary, with numbers growing all the time.

Congratulations to the players, coaches and managers of the following Junior Premiership winning teams:

- U15 Red
- U14 Yellow
- U13 Green

Clinton Kempnich continued the very popular specialist coaching sessions for the players, as well as sessions to coach the coaches.

Coaches and players from neighbouring junior cricket clubs have also been invited to some these sessions. This interaction between clubs has been very well received. In coming seasons we are hopeful that there will be an increased focus on specialist coaching for our junior players.

Once again, many Valley juniors were introduced to senior cricket during the season. The pathways program continues to be a remarkable success and is one of the reasons I feel our club is heading in the right direction with a bright future. This program helps make a young player's transition into the senior ranks more enjoyable and less intimidating.

Although not everyone can play 1st Grade, there is always room for young, enthusiastic club members throughout the grades and be part of the pride of the great Valley family.

GIRLS/WOMEN'S CRICKET

After more than a decade without a showing in senior women's cricket, Valley was back in there again with a team in the Jodie Fields Shield women's 2nd Grade. A big thank you to Wayne Smith who was ably assisted by Alex, Ian & Lynette Lynch and Captain Cara Musk for what was a successful first off season.

A lot of work was done in the pre-season by Clinton Kempnich and Wayne Smith in trying to attract and work with young girls interested in playing cricket. With the excellent assistance of Queensland Cricket and the State Government for funding the venture, we embarked on a pre-Christmas T20 Blast competition on a Friday evening for 79 young girls. An excellent result with many of these girls returning after the break to play further cricket.

In all we had 126 female players this season, which is a great foundation to build on for future years.

GROUNDS, WICKETS & BUILDINGS

David Phillips, our Grounds and Facilities Manager and his assistants, Tom Gibson and Haydon Thompson, continue to produce quality wickets and outfielders for our enjoyment every week. They were ably assisted by volunteers Peter Easton and Jim Shinnick, who were there week in and week out ensuring the grounds looked immaculate. Michael Dudgeon should also be thanked for his assistance both administratively and on the grounds.

Since the end of the season David has decided to move on and we wish him all the best in the future.

We have been fortunate to obtain a substantial grant from the State Government to complete the next phase of our redevelopment. By the start of next season we should see three new nets and a new storage facility where the old groundsman's shed used to be. Many thanks must go to Richard Anderson for his work in obtaining the grant, and to the State Government and our local Member of Parliament for the funding of these structures.

We once again are working with GPS Rugby to provide the best facilities we can. A big thanks to Grant Mitchell and Richard Anderson who our liaison people working with the rugby club.

SOCIAL EVENTS & FUND-RAISING

Sponsorships are a major source of income that helps the club to further develop its facilities and coaching programs so a very sincere thank you goes to all our wonderful sponsors, particularly our major sponsors – Keith Dudgeon and family of Keith Dudgeon Cricket Specialist; John Norris of UV4x4 Enoggera, Brendale and Ipswich; Rod Retell of Building Certification Group; Rob Bailey of The Ashgrove Spinal Centre; Iain McLean of Your Physio; Mark Horswill of Ideal Locksmiths; Ron Daniels of Fitness 4U; Tony Dudgeon of Tony Dudgeon Coaching School; Bernie Sheehan of Suncorp Bank; Simon and Donna Kabel of Eagle Boys Pizza Newmarket; Mike Holmberg of Boltbiz; Mick Macionis of Stepz Fitness Ashgrove; Chris Smith of VISIS Private Wealth; and David Cottee of Cottee Real Estate.

Many of our sponsors have been with us for a long time which makes their support all the more significant. The support of our sponsors should be greatly appreciated by all club members and we ask members to in turn support our sponsors' businesses as much as possible. Details of all sponsors can be found in our Sponsors' Directory on the inside of the back cover.

Thank you to Donna Meredith for once again supervising the canteen and to everyone who volunteered during the season by either cooking the BBQ, serving behind the counter or cleaning up afterwards. Every dollar earned through the canteen and our functions is one less dollar we need to raise from fees.

Grant Mitchell, Gavin Brown, Peter Sherman, Chris Lanagan, Jon Stoddart and Peter Easton combined their efforts to organise a very enjoyable Sportsman's Dinner at the Queensland Cricketers' Club. The only down side was the massive storm that hit Brisbane on that day limiting some people's mobility, however there were still approximately 150 people in attendance. This was marketed around a reunion dinner for past premierships teams and was great to see almost the entire 1971 1st Grade team back together, along with the players from 1981, 1991 and 2014. Pat Welsh was the master of ceremonies and guest speakers were former 1st Grade players Matthew Hayden and Greg Ritchie.

Trophy Night was again held at the Ashgrove Bowls Club, on Saturday 16th May 2015, and it was another memorable evening. Thanks to Grant Mitchell and Gavin Brown for organising and running the event, with assistance from Pat Culpan for the statistics. Congratulations to all award winners.

CRICKET COMMITTEE

Grant Mitchell and the rest of the Cricket Committee once again managed much of the day to day running of our senior cricket program. Their advice and recommendations to the Executive regarding captaincies, coaching and player conduct were of the highest order.

VALLEY CRICKET OLD BOYS ASSOCIATION

Thank you to the Old Boys Association led by club president Peter Easton for the support you provide to the club and for creating an environment where past players can still be actively involved. For more news about this Association, please refer to the report on page 8.

OBITUARIES

It is with regret that we note that passing of the following Old Boys:

Herbert (Bert) John Haskings: Born 2 August 1920 in Brisbane, died 11 November 2014 at the Gold Coast. Played 38 games for the club from 1938 to 1951 including nine seasons in A Grade.

James (Jim) Edgar Punchard: Born 13 January 1949, died 14 January 2015 in Brisbane. Played 102 games for the club from 1954 to 1968 including six seasons in A Grade.

James (Jim) Leslie Harten: Born circa 1949, died 23 August 2014 in Brisbane. Played 136 games for the club from 1966 to 1979. Jim (Jnr) followed in his father's Jim (Snr)'s footsteps and played many seasons at the club.

Richard (Richie) Benaud: Born 6 October 1930 at Penrith, NSW, died 10 April 2015 in Sydney. Richie was a guest player for the club in the Channel O Cup in 1970 & 1971, the club won the cup in both these seasons.

Noel Alan Bolton: Born 22 December 1931 at Ipswich, died 13 May 2015 in Brisbane. Played 27 matches for the club from 1976 to 1979 and also Captain-Coached an Under 17 Intermediate Grade team, that included his son Paul, to a Premiership in 1973/74. In 1998 he scored for Jon Stoddart's 4th Grade team and enjoyed two Premierships with them during the period 1998/99 to 2000/01 before scoring for Richard Anderson's 2nd Grade Premiership team of 2003/04. He greatly enjoyed celebrating those wins. Noel was an excellent scorer and a keen judge of cricketers and enjoyed giving tips to players including captains. After retirement Noel became an excellent painter and he particularly enjoyed painting cricketers, including Keith Miller (batting and bowling), Don Bradman and Allan Border. Three of these four paintings now hang in the VDCC office as Noel wanted club members and others to enjoy these works for years to come.

The club extends condolences to anyone who lost love ones during the past year.

THE ANNUAL REPORT

Thank you to all involved in the production of this Annual Report, particularly to Pat Culpan for compiling the senior team statistics and records, to Ross Schmidt for compiling all the junior team statistics, to Jon Stoddart and Peter Kent for their compiling/editing of the report, and to David and Geoff Straker of Flash Printing for their assistance.

THE EXECUTIVE COMMITTEE

Thank you to all members of the Executive Committee for their efforts and support during the year. Their availability to discuss and resolve issues whenever they arise is much appreciated. Special thanks to our club secretary Grant Mitchell whose tireless daily input goes well beyond his secretariat role. Thanks also to life member and former club chairman Peter Kent for the work he does as bookkeeper for the club to take some of the pressure off the Treasurer.

MEETINGS

The Executive Committee met 12 times during the year after the Annual General Meeting of 11th August 2014, as did the Junior Management Committee.

Allan Border continues to serve the game as a Board Member of Queensland Cricket.

Jon Stoddart and Peter Sherman were the Club's delegates to Queensland Cricket's General Meetings and Annual General Meeting.

Pat Culpan was a member of the Queensland Cricket Grade Committee.

Mark Irwin was a member of the Queensland Sub Districts Cricket Association Management Committee.

Steve Farley was on the committee of the Brisbane North Junior Cricket Association

Jon Malone and Niren Raj were our delegates to the Brisbane North Junior Cricket Association's meetings.

IN CLOSING

Finally, thank you once again to our Office Bearers, Committee Members, sponsors, coaches, managers, selectors, captains, scorers, grounds and canteen helpers, and all volunteers for their efforts and support throughout the year. Your contributions are absolutely vital to the running of the club and are greatly appreciated.

On behalf of the Executive Committee, I have pleasure in presenting to you our 115th Annual Report and Financial Statement.

Pat Culpan
Executive Chairman

LIFE MEMBERSHIP - GRANT MITCHELL

At the Annual General Meeting of 11 August, 2014, Grant Mitchell was awarded Life Membership, the highest honour our club can bestow upon a member or supporter.

Grant first joined the club in 1989/90 and has played over 200 matches. He captained Third Grade in 2004/05 and Fourth Grade in 2009/10.

However, Grant's nomination is due to his significant voluntary service record, which includes many years of helping in all manner of roles around the club.

More recently, his contribution includes 6 years on the Executive Committee including the role of Secretary since 2012, 6 years on the Cricket Committee including the role of Chairman the last 5 years. He has also spent 5 years on the Social Committee.

At many training sessions he has assisted to provide the right leadership and culture within our playing group.

Grant just gets the job done and is always willing to do the work himself, but is also very capable of leading & motivating others. He has been heavily involved in a number of successful projects at the club, including the new groundsman's shed, the club office

fitout and the further extension and improvement of our training nets complex.

Another of his roles is liaising with GPS Rugby, in which he has represented our interests during construction of the Pavilion overlooking Peter Easton Oval and recent renovations of the dressing rooms and canteen area of the clubhouse.

As a member of the Social Committee, Grant has helped organise Trophy Nights, Sportsman's Dinners and various other successful functions. Grant's enthusiasm for the club and its continued strength is infectious, so his involvement always encourages greater attendance to these events.

Grant has served the club with great distinction and so it was with great pleasure that the Executive Committee, members and supporters honoured him with Life Membership at the 2014 AGM. Many of Grant's closest friends are part of this great club and all in attendance warmly thanked and congratulated him on the night.

Richard Anderson
Executive Committee Member



Grant Mitchell receives his Life Membership badge from President Peter Easton at the 2014 AGM

VALLEY CRICKET OLD BOYS ASSOCIATION

The Valley Cricket Old Boys Association (VCOBA) was formed in 2010/11 and has two main aims:

1. To re-establish communications, friendships and gatherings of old boys, friends and supporters of the Valley District Cricket Club family.
2. To support the Valley District Cricket Club in whatever ways it can, including financial support, to help secure its future and further develop the club's facilities and coaching and development programs.

The President of the VCOBA is Peter Easton who is also VDCC President and has been involved as a player and administrator at VDCC for over 65 years. Peter is ably assisted by other Old Boys such as VDCC Vice-Presidents Gill Chapman (MyCricket Statistician), Keith Dudgeon and Geoff Trivett, and others such as Ivan Board (Secretary), Col Cooke, Mike Weir, Noel King, Kev Logan and Chris Lanagan.

During the year, three of our living Test players bats (signed by Allan Border, Matthew Hayden, Kepler Wessels, Greg Ritchie, Usman Khawaja, Stuart Law, Richie Benaud and Alan Davidson) were sold at our annual Club Sportsman's Dinner, held at the Queensland Cricketers Club for a total of \$8,500, realizing a profit of \$6,700. Overall fundraising for the club on this night was over \$14,000.

As the Old Boys Assoc has done in the past, we are in discussion with the Executive to assist financially where we can. A project being considered is the purchase of a mower and trailer to assist with grass cutting on local ovals used by our junior players. This is being investigated by all parties including Brisbane City Council and in time we hope the club will obtain the mowing contracts for these areas to cover the costs involved.

Present at the Sportsman's Dinner were many Old Boys. The night focused on First Grade Premiership players from the 1974/75, 1984/85, 1994/95, 1996/97 and 2013/14 sides. Matthew Hayden and Greg Ritchie were our guest speakers, MC'd by Pat Welsh, and was a most enjoyable evening.

Jon Stoddart is now the club's part-time Administrator. Club activities will be regularly emailed to all members, including Old Boys. One activity to be introduced will be a President's At Home Afternoon Tea when First Grade matches are at Ashgrove.

Once the QCA draw is available we will advise dates which will hopefully include our current Shield players, Luke Feldman, Usman Khawaja & Jack Wildermuth. A good chance to renew old acquaintances.

A Golf Day held at Nudgee was enjoyed by all those who attended.

During the year we sadly lost one of our Old Boys who played in our winning sides in the 1972/73 and 1973/74 Channel O Cups. Richie Benaud was cricket's best known and loved cricketer, both from his playing and commentating roles. He will be sadly missed by all cricket players and supporters. We wish his family our sincere condolences. Richie's contribution to cricket was a lifetime journey unparalleled. RIP Richie Benaud.

Old Boys Membership is available to past players and supporters including any junior or senior player parents who wish to officially become a club supporter. Membership Fees are flexible and range from a basic \$40 up to \$100, and include an official VDCC navy polo shirt, regular newsletters, invitations to golf days and other events.

Most importantly, your support helps the Old Boys to support the club financially to, in the end, benefit all our players. We currently have 65 paid members and we hope to build that number in the coming years.

If any Old Boys member or Valleys player is interested in catching up occasionally, we have a lunch at The Victory Hotel in the city on the first Wednesday of every month at 12:30pm. Tony Brown, a VDCC Old Boy and former Sheffield Shield player does a great job of organising this. If you would like to be included on the invitation/reminder list please contact Gill Chapman.

Members are also encouraged to participate in functions or simply come down to the club and watch some games. Friday nights are a great spectacle with 24 Under 8 and Under 9 Junior Super Six games held under lights. You are all welcome to come and see the club's future in play.

The Old Boys wish all players, juniors and seniors alike, and the club as a whole, a successful 2015/16 season. If you wish to be involved in any capacity, please contact Peter Easton on 07 3355 3044, or Ivan Board on 07 3300 3654.

Peter Easton (President)



1974/75 First Grade Premiership team (L to R: K.Dudgeon, P.Nicholson, J.Bourke, G.Trivett, G.Chapman, P.Easton, M.Francke, P.Muspratt, T.Khan)



1984/85 First Grade Premiership team (L to R: T.Brown, S.Law, .Moore, G.Ritchie, T.Khan, J.Welsh, P.McPhee)

COACHING REPORTS

FIRST GRADE SQUAD COACHING REPORT

Valley First Grade, the defending 2 day Premiers, were no longer the hunters, but the hunted - a position the club hasn't been in for almost 2 decades.

The majority of our Premiership winning side were back for more. Our promising young squids were another year older, and with the addition of guys like Cammy Francis, Craig McElligott, Dylan Mullen, Chris Knight and a host of others, season 2014/15 promised to be another successful one. And it was. While we couldn't quite get our hands on Doug or Chow, the club has taken massive strides in many ways.

We finished in 4th spot overall. 1 win away from the 1 day finals and only net run rate costing us a spot in the T20 final. After another mediocre start to a 2 day season, First Grade jumped from 10th at Christmas time to storm into the finals on the back of 8 consecutive victories, bowing out to eventual premiers Uni in the Semi Final.

2nd Grade also had a markedly improved season, moving from the foot of the ladder last season, narrowly missing out on finals cricket this season by just one win!

One of the most pleasing aspects of last season and one that probably holds us in good stead for the future, is that we were ultra-competitive in First Grade without relying on the likes of Feldman, Wildermuth, Gode and Khawaja, who were injured and on restrictions for lengthy periods of the season.

This was a true test of our depth and also presented opportunities for Mullen, Francis, McElligott and Knight to make their First Grade debuts. Francis (First Grade's leading run scorer, with four 50's and one ton, averaging 44) and Chris Knight (12 wickets at 14.5) were great contributors in their debut seasons for the club.

At the end of the 2013/14 season, we celebrated the success of the First Grade side and we scratched our heads for answers for 2nd Grade. 12 months on, we have an extremely capable and competitive group of hard working young men who will make the club strong for years to come.

Guys like Wildermuth, Dascombe, Beath, Neill, Mullen, Scrimgeour, McLachlan, McElligott, McNeilly, Knight and Lynch are the key to the dominance of the VDCC in years to come. I urge you all to stick together and stay in royal blue. The opportunities will present themselves if you are willing to put in the hard yards - the memories you will have and friendships you will form will be lifelong!

Unfortunately, my 2 year stint as First Grade coach is over and there are a load of people I need to thank. Mitchy, for instilling the faith in me to take over from Heath Pedrola, Steve Gode for more than ably assisting me and looking after 2nd Grade, Patty Culpán (the VDCC heartbeat), to Pedders, Jimbo, Brett Neill, Brown, all partners of players and their families, supporters - thank you! But most importantly, to the group of fine young men who I have had the pleasure of working with over the past 2 seasons, thank you for your efforts, your banter, your beers, your runs, your wickets. It's been a helluva ride.

A special thank you to guys like Andrew Gode, our courageous red-headed skipper, Krausey, Petrie and Fox. You blokes are brilliant and as long as you continue to push the First Grade group, Valleys will remain a force. Also, massive congratulations to Jack Wildermuth on making his first class debut.

Keep throwing upper cuts, keep shining the ball, have Christmas in July and always remember, "Good off field, good on field".

Always a blue blood,

Ben 'Jurgen' Schuhmacher
First Grade Squad Coach



Dylan Mullen cap presentation with John Welsh

LOWER GRADES COACHING REPORT

VDCC has always been recognised as a strong club down the grades and this season was no exception. On the back of good numbers at training and structured fielding sessions, we saw a number of teams compete in finals and three of them won Premierships. Congratulations to all players on a great season.

4th Grade – Premiers
5th Grade – Premiers
6th Grade – Premiers 6ths (2)
6th Grade – Grand Final 6ths (1)
B3 Grade – Semi Finals
C1 Grade – Semi Finals

Quality training sessions can only be run with the help of a great support team. I would like to thank Adam Lockhart-Krause for his outstanding contribution throughout the season. His drills kept the players busy, on their toes and most importantly improved their skill level while having fun at the same time. I'm sure all the guys would thank Krause for his time and commitment to Wednesday night training.

Ensuring people get time in the nets during the week is vital and it's not easy when you have to juggle the numbers we get at training. Thanks to Mark Jones for his role as net captain this season. Jonesy did a great job and no doubt by season's end his own bowling skills had reached a new level.

Other guys to help out throughout the season were Clinton Kempnich, Chris and Jono Knight and Shane Kabel. Thanks for your help guys, it's greatly appreciated by myself and all the players.

I also would like to take this opportunity to welcome our new Senior Head Coach Peter Drinnen to the club for season 2015-16. Peter has an enormous amount of experience coaching at the highest level and will be a great addition to the club. We will all benefit from Peter's experience next season and I wish him all the best.

Finally thanks to all the captains for ensuring your players made the effort to get to training. A lot of time, effort and resources go into these sessions and it's great to see players turn up in good numbers and participate enthusiastically.

Enjoy the off season and see you all next year.

“To me, it doesn't matter how good you are. Sport is all about playing and competing. Whatever you do in cricket and in sport, enjoy it, be positive and try to win.”

Ian Botham

Gavin Brown
Lower Grade Club Coach

UNDER 17 L/T GRADE COACHING REPORT

A talented group of players once again represented Valley DCC in this year's Taverners competition.

20 players were used in the season which gave these young men an opportunity to learn more about cricket and playing the longer format of two day games.

The team was captained by Josh Neill when available and also by Kuyen Lewis who both did very good jobs.

Our clear focus during the season was to develop skills which will take this group into playing higher grades at a successful level. Much of our attention was built around building pressure with the ball, absorbing pressure with the bat and building partnerships.

This approach certainly worked with the team reaching the final, playing excellent cricket along the way, only to be “stumped” on the final day due to mismanagement of the facilities.

The final was played at Brisbane Grammar grounds and on day one Wynnum elected to bat on a good wicket which had been used the previous day. We bowled tight lines and restricted Wynnum to 242. In week two though, we encountered very different circumstances to week one.

A different strip was prepared and it had been covered since Friday lunch time, sweating under the covers with the temperatures in the high 30s. The wicket was so damp that when pressure was applied with a finger it went knuckle deep. This was extremely disappointing as we had a deep, strong batting line up and were very confident of chasing down the target.

After much deliberation over whether the game should be cancelled and Valley awarded the competition as minor premiers, in the best interest of the game we decided to play with a late start.

We were off to a positive start with Ashwin Raj and Josh Neill solid at the top of the order. We were looking good at 1 for 75 but the introduction of spin and some poor discipline with the bat turned the game, with Valley being all out for 141.

The season however had many highlights with centuries to Liam Peterson, Owen Lynch and Josh Neill. Kuyen Lewis also produced consistent form throughout the season with the bat.

The bowling and fielding was also of a high standard with leg-spinner Dylan Mullen being the leading wicket taker, closely followed by young quicks Donal Whyte and Harry Willmington. All players are to be congratulated on their commitment and their positive approach to the game.

Special thanks must also go to Jim Whyte and David Walker who assisted greatly during the year with coaching and managing the team.

I have experienced 3 years as coach of the Taverners and it's been very enjoyable seeing many young lads improving their cricket and growing into fine young men.

The Old Boys can be assured the club is going from strength to strength and I'm sure many of these young cricketers are future First Graders.

Brett Neill
Under 17 Lord's Taverners Grade Coach

WOMEN'S SECOND GRADE COACHING REPORT

The 2014/15 season saw the re-introduction of a Women's team into the Jodie Fields (2nd Grade) competition.

It had been 12 years since Valleys last fielded a Women's team. That team actually won the 1st Grade competition, so there was a suitably subdued expectation as to how Valleys would fare this time around.

We were starting from scratch with only a handful of up and coming young female players that had been playing in the boy's competitions at various age levels. After a relatively short time it became apparent that there was still plenty of interest from keen female cricketers.

The team was very fortunate early on to gain the services of 5 or 6 Defence Force personnel from Enoggera Barracks. These ladies would form the core of the side leading into the season. Cara Musk established her credentials early and was made Captain, with great support from a Clinton Kempnich trained player of the future, Christina Coulson as Vice-Captain.

The season didn't start off so well and we lost the first 2 games while the team was sorting itself out. However, game 3 saw the first win in 12 years and Valley Women's cricket was on its way.

In November, Vanuatu International player Selina Solman joined the side and by the Christmas break the team had won 7/10 matches and was 3rd on the table.

With only 5 games remaining in the season, every game was critical. Unfortunately, we lost the first game after the break and although we won the next 3 matches and drew the final game, were never able to fully recover from the post-Christmas loss.

We finished 3rd on the table, with 10 wins 4 losses and 1 draw, which was a remarkable effort by all the players.

The team has established itself as a force to be reckoned with. The blend of experience and youth in the side has us well placed for next season.

JUNIOR DEVELOPMENT

2014 also saw the introduction of a regular training night for young girls aged 6 and upwards.

A limited programme of 4 Monday night sessions in February 2014 were each attended by around 20-25 eager young female cricketers. They received coaching from some of our young gun cricketers/aspiring coaches, Alex and Owen Lynch, David Jackson and Laurie Bristow. The success of that program spawned the introduction of regular Monday night sessions from Mid-July which was also very well received.

Valleys was then able to secure Cricket Australia and QLD Cricket funding to run a T20 Blast programme for Girls Only. Amazingly, 80 young girls signed up with around 55 attending every Friday night for 8 weeks. This encouraged the club to run a 7 week Super Six style format at the club grounds alongside the boys Super Sixes to round out the season. This programme was very successful, with 4 teams of 8 competing.

The young girls enthusiasm for the game of cricket is unbelievable and next season will see the club again offering a T20 Blast programme as well as the Super Six competition for girls.

Wayne Smith
Women's Second Grade Coach



Cara Musk leading the Jodie Fields Shield team from the field vs Sunshine Coast

FINANCIAL REPORTS & STATEMENTS

TREASURER'S REPORT

Our great club continues to operate in a financially stable environment. Our Operating Profit for the year of approximately \$80,000 can be largely attributed to your Executive, Junior Management Committee and other sub committees' keeping a reign on expenditure whilst ensuring the club generates good revenue. Even after depreciation and amortisation we have a net profit of \$28,000.

Whilst this sounds like a large amount of money to be holding, much of it is earmarked to be spent on our extension to the current training facilities at Yoku Road and additional nets and playing facilities for juniors at grounds nearby.

Please remember your club works due to tireless work by volunteers, so any help you can give to raise income or reduce expenditure will always be looked upon favourably. In addition there are always the few players who are very demanding on the volunteers chasing up fees, so please pay your fees on time and honour any commitments made or communicate if there are any underlying issues.

Special mention must go to Richard Anderson for his tireless work on Grants and Projects with a Grant of \$100,000 approved during the year from the State Government to assist in our net extensions and to Jon Stoddart chasing sponsorship amongst his many other roles.

Many thanks again to club legend Peter Kent who continues to look after our books and make my job much easier. This financial year there were 2,001 transactions that had to be manually entered into MYOB, not to mention the numerous ad hoc queries and "requirements" for immediate payments. So to Super, thanks heaps champ. A big thank you also to Jo O'Neill as JMC Treasurer, the whole JMC, my fellow Executive members, other volunteers and our many sponsors who contribute to Keeping Youth Busy in Sport.

Pat Culpan
Honorary Treasurer

INDEPENDENT AUDITOR'S REPORT **TO THE MEMBERS OF** **VALLEY DISTRICT CRICKET CLUB INC.**

Scope

We have audited the Balance Sheet and Income & Expenditure Statement of the Valley District Cricket Club Inc for the year ended 30 April 2015.

The Office Bearers are responsible for the preparation and presentation of the Balance Sheet and Income & Expenditure Statement and the information contained therein. I have conducted an independent audit of the Balance Sheet and Income & Expenditure Statement in order to express an opinion on it to the members of the Valley District Cricket Club.

Our audit has been conducted in accordance with Australian Auditing Standards to provide reasonable assurance as to whether the Balance Sheet and Income & Expenditure Statement are free of material misstatement.

Our procedures included examination, on a test basis, of evidence supporting the amounts in the Balance Sheet and Income & Expenditure Statement and the evaluation of accounting policies and significant accounting estimates. These procedures have been undertaken to form an opinion as to whether, in all material respects, the Balance Sheet and Income & Expenditure Statement present a view which is consistent with our understanding of the financial position and the results of the operations of the Valley District Cricket Club.

The audit opinion expressed in this report has been formed on the above basis.

Qualification

It is not possible to establish control over donations, subscriptions and fund raising income prior to their entry into the accounting records, nor is it practical for me to ensure that all such income has been received and recorded. My audit relating to donations, subscriptions, and fund raising income was therefore limited to the amounts recorded in the financial statements.

Qualified Audit Opinion

In our opinion, except for the effect, if any, on the Balance Sheet and Income & Expenditure Statement of the matter referred to in the qualification paragraph, the Balance Sheet and Income & Expenditure Statement presents fairly the financial position of the Valley District Cricket Club as at the 30 April 2015 and the results of its operations for the year then ended.

Russell Maddock CPA
Irwin & Associates Pty

VALLEY DISTRICT CRICKET CLUB INC.

PROFIT & LOSS STATEMENT FOR THE YEAR ENDED 30 APRIL 2015

2014			2015
\$	Income		\$
	CA/QCA Funding		
30,455.42	CA/QCA Funding	57,319.24	
4,476.48	QCA Raffles	3,633.70	
0.00	QCA Lord Taverner's Sponsorship	816.66	
<u>500.00</u>	Kookaburra Sponsorship Royalties	<u>500.00</u>	
35,431.90			62,269.60
	Match Fees & Subscriptions		
75,445.37	Seniors	62,754.52	
<u>159,422.86</u>	Juniors	<u>205,072.93</u>	
234,868.23			267,827.45
	Canteen		
69,579.75	Sales	51,309.03	
5,233.46	Club Social Functions	10,853.63	
	Less: Cost of Sales		
<u>(61,252.20)</u>	Canteen Stock & Expenses	<u>(46,878.20)</u>	
13,561.01			15,284.46
	Other Income		
28,481.81	Sponsorships	37,890.02	
0.00	Grants	10,000.00	
909.09	Donations	1,018.18	
3,945.29	VDCC Old Boys Association	3,522.58	
4,658.64	Ground & Clubhouse Hire	1,331.82	
3,045.11	Bank Interest	4,178.25	
218.18	Cricket Coaching Clinic	0.00	
2,673.52	Art Unions & Raffles	885.08	
3,096.35	Merchandise Sales	3,086.38	
<u>19,627.51</u>	Grass Cutting	<u>19,723.72</u>	
66,655.50			81,636.03
<u>350,516.64</u>	Total Income		<u>427,017.54</u>
	Expenses		
	Fees & Charges		
600.00	Queensland Cricket Assoc.	660.00	
8,609.09	Qld Sub Districts Cricket Assoc.	8,730.00	
16,403.64	Brisbane North Junior Cricket Assoc.	22,966.41	
10,422.73	Warehouse Cricket Association	(7,486.78)	
<u>150.00</u>	South East Qld Junior Cricket Assoc.	<u>0.00</u>	
36,185.46			24,869.63
	Cricket Equipment & Players Expenses		
27,695.37	Cricket Ball Expenses	23,188.75	
12,309.80	Cricket Equipment Expenses	13,178.43	
1,827.28	Scorebooks	1,509.82	
2,000.00	Coaching - Seniors	15,470.91	
1,544.32	Coaching - Juniors	3,130.70	
109.09	Trophy Night - Seniors	5,969.03	
3,550.91	Trophy Day - Juniors	3,499.09	
9,968.18	Annual Report	11,687.22	
6,876.40	Photographs	9,009.00	
0.00	First Aid & Security	490.00	
<u>25,538.68</u>	Club Shirts, Caps & Merchandise	<u>32,178.67</u>	
91,420.03			119,311.62

PTO for further EXPENSES

2014		2015
\$	EXPENSES (continued)	\$
	Grounds & Building Expenses	
38,718.83	Ground Maintenance	41,172.48
57,011.92	Groundsman - Wages	55,707.60
5,251.74	Groundsman - Superannuation	5,274.21
985.78	Workers Compensation	978.25
6,141.92	Council Rates & Lease Charges	12,396.21
7,552.55	Machinery Repairs & Maintenance	7,953.90
5,855.45	Ground Hire Expense	5,330.00
4,699.36	Building Maintenance/Cleaning	8,172.13
3,114.06	Waste Disposal	2,715.86
15,199.50	Insurance	7,201.93
<u>144,531.11</u>		<u>146,902.57</u>
	Administration Expenses	
1,749.28	Telephone	2,413.61
114.11	Stationery	670.28
1,625.31	Bank Charges	1,421.13
14,000.00	Honoraria	13,000.00
8,045.45	Administrators	16,825.00
720.97	Government Charges & Fees	520.20
143.64	Postage & Shipping	431.94
677.24	Club Functions & Meetings	2,368.33
939.04	Advertising	1,164.00
335.57	Gas	58.73
9,545.49	Electricity	7,666.68
141.82	Computer & Website Expenses	318.09
0.00	Audit & Bookkeeping Expenses	2,285.65
<u>38,037.92</u>		<u>49,143.64</u>
310,174.52	Total Operating Expenses	340,227.46
<u>40,342.12</u>	Operating Surplus / (Deficit)	<u>86,790.08</u>
	Depreciation & Amortisation	
12,787.68	Depreciation	17,978.82
43,413.98	Amortisation	39,117.78
(121.71)	Loss (Profit) on Disposal of Assets	1,237.32
<u>56,079.95</u>		<u>58,333.92</u>
<u>366,254.47</u>	Total Expenses	<u>398,561.38</u>
<u>(15,737.83)</u>	Profit (Loss) Before Abnormal Income	<u>28,456.16</u>
	Abnormal Income	
201,370.20	Grants	0.00
<u>185,632.37</u>	Net Surplus / (Deficit)	<u>28,456.16</u>

VALLEY DISTRICT CRICKET CLUB INC.
BALANCE SHEET AS AT 30 APRIL 2015

2014		2015
\$		\$
	Current Assets	
	Cash on Hand	
3,946.39	Suncorp Cheque Account	765.86
151,049.35	Suncorp - VDCC Special Projects A/c	128,227.60
107.83	Junior Management Committee A/cs	0.00
47.83	AustPost Load&Go Card	155.80
<u>155,151.40</u>	Total Cash on Hand	<u>129,149.26</u>
2,154.00	Stock	16,947.10
120.00	Security Deposits Paid	0.00
582.68	Memorabilia Held for Resale	0.00
12,365.00	Sundry Debtors	21,467.54
		<u>38,414.64</u>
170,373.08	Total Current Assets	167,563.90
	Current Liabilities	
25,689.79	Trade Creditors	8,777.25
5,951.45	Other Creditors	4,561.17
3,081.94	Net GST Obligation	4,406.66
<u>34,723.18</u>	Total Current Liabilities	<u>17,745.08</u>
135,649.90	Working Capital	149,818.82
	Non-Current Assets	
	Buildings & Improvements	
3,176.84	Roller Shed at cost	3,176.84
136,222.27	Groundsman's 6-Bay Shed at cost	136,222.27
90,442.49	Pavilion (Peter Easton Oval)	94,882.49
126,542.50	Improvements at cost	149,568.15
(128,444.15)	Amortisation - Shed & Improvements	(137,078.96)
<u>227,939.95</u>	Total Buildings & Improvements	<u>246,770.79</u>
	Plant, Machinery & Equipment	
223,464.03	Plant, Machinery & Equipment	235,539.64
(177,798.39)	Accum. Deprec. - Plant, Machinery & Equip.	(173,488.99)
<u>45,665.64</u>	Total Plant & Equipment	<u>62,050.65</u>
	Grounds	
409,821.88	Ground Redevelopment (at cost)	409,821.88
16,523.05	Field Lighting Project (at cost)	16,423.05
125,243.58	Nets Refurbishment 07/08 (at cost)	125,243.58
	New Nets/Old Groundsman's Shed (at cost)	9,474.36
(169,020.42)	Amortisation - Grounds	(199,503.39)
<u>382,568.09</u>	Total Grounds	<u>361,459.48</u>
<u>656,173.68</u>	Total Non-Current Assets	<u>670,280.92</u>
	Non-Current Liabilities	
0.00	Grant Income in Advance	0.00
5,454.55	Vidler Memorial Trophy Trust	5,374.55
<u>5,454.55</u>	Total Non-Current Liabilities	<u>5,374.55</u>
<u>786,369.03</u>	Net Assets	<u>814,725.19</u>
	Accumulated Funds	
600,636.66	Balance 1 May 2014	786,269.03
185,632.37	Current Year Surplus / (Deficit)	28,456.16
<u>786,269.03</u>	Total Accumulated Funds	<u>814,725.19</u>

TROPHIES & AWARDS

Keith Dudgeon Sports Goods Trophy - First Grade Champion:

Jack Wildermuth – 29 wickets, 246 runs, 7 catches: 21.08 points

The club has a number of wonderful sponsors and to recognise their support the club conducted two lucky draws at Trophy Night – for our MAJOR and CLUB sponsors – for prizes of \$500 per draw. Each sponsor was drawn a First Grade player. The sponsors who drew the First Grade Champion, won the \$500 prize. The winning sponsors were:

MAJOR – John Norris (UV4x4)

CLUB – Peter Easton & Peter Vidler

Gill Chapman Trophy - First Grade Squad Encouragement Award:

Chris Knight

Geoff Trivett Trophy - 1st/2nd Grade Limited Over Champion:

Jono Knight – 81 runs, 5 wickets, 3 catches: 8.99 points

A.C. Dibdin Trophy for the Lower Grades Club Champion:

Martin Blackman – 533 runs, 36 wickets, 7 catches: 32.49 points

Peter Easton & Geoff Trivett Shield Trophy for the Foremost Under 18 Grade Player:

Owen Lynch - 516 runs averaging 51.60, 10 wickets averaging 32.30 and 3 catches

Ken Mossop Memorial Trophy for Most Runs in all Premiership Grades:

Gavin Brown - 662 runs in 6th Grade

Norm McMahon Memorial Trophy for Most Wickets in all Premiership Grades:

Jamie Alexander – 47 wickets in C1 Sub Districts and 6th Grade

Ray Heaps Trophy for the Highest Score in all Grades:

Cam Francis – 146 v Souths in 2nd Grade

C.R. Thorne Memorial Trophy for Highest Partnership all Grades:

Josh Neill & Michael Wing - 207 runs v Gold Coast in 2nd Grade

Doug Thorne Memorial Trophy for the Best Bowling Performance in all Grades:

Jamie Alexander – 8/27 v Wolston Park in C1 Sub Districts

Doug Murphy Memorial Trophy for the Most Dismissals by a Wicket Keeper:

Jaydn Bowe – 28 catches, 1 stumping, 29 dismissals in 6th Grade

W. Leggat Memorial Trophies for the Most Catches by a Fieldsman:

Clayton Marks - 15 in B3 Sub Districts

Player of the Final Awards:

4th Grade: Alex Lynch

5th Grade: Cameron Skinner

6th Grade(2): James O'Connor

6th Grade(1): Martin Blackman

Coach's Award for the Foremost Jodie Fields Shield players:

Danni McGuinness and Nicole Wills

Frank Flynn Memorial Trophies:

Awarded to special club members who provided outstanding service and great club spirit: **Jim Shinnick**

Col Hoy Memorial Encouragement Award Trophies:

Col Hoy was one of Valley's most well-known and popular members. Col played 267 games for the club, from 1939 to 1987. He also had a successful umpiring career which included standing in the famous 1960/61 Tied Test at The Gabba between Australia and the West Indies, and in World Series Cricket in the late 70's. These trophies are presented in recognition of the performances, potential and good attitude of these young players:

Adam Ball, Kaidyn Brown, Donal Whyte, Xavier Thornton,

Harry Wilmington & Kuyen Lewis

Frank & Noreen Vidler Memorial Trophy:

This important trophy is awarded to the person who has made the most significant contribution in relation to junior or youth cricket during the season. The person could be a coach, player, administrator, committee member, mentor or volunteer, provided that person is involved in junior cricket at the club.

This season's winner of the Frank and Noreen Vidler Memorial Trophy is **Emma Kirkland**.

Emma Kirkland is a worthy recipient of the Frank Vidler Trophy. Her enthusiasm and absolutely astonishing ability to undertake and refine the major role of Super Six coordinator for the past few seasons has been amazing. This role is very important, as it the entry point for the bulk of our Juniors and is their first taste of cricket and club life. Emma deals with the enormity of this with grace, composure and above all, meticulous attention to detail. She strives (above and beyond) to meet all the demands placed on her. Emma allotted players to 42 Super Six sides, responded to hundreds of emails and phone calls, developed draws, set up grounds, is the site manager each Friday night and is a walking talking FAQ fact sheet. Above all Emma has added her friendship and positive demeanour to our committee, which has benefitted the whole club. Well done Emma.

Averages Trophies:

Qualification Rules: (Semi-Finals and Finals are included)

Batting: Senior Grades: Minimum 7 innings and 200 runs

U/76 Lord's Taverners: Minimum 4 innings, or two thirds of most number of innings, and 100 runs

Bowling: Senior Grades: Minimum 65 overs and 15 wickets

U/17 Lord's Taverners: Minimum 30 overs and 6 wickets

1st Grade Batting: Cameron Francis - 447 runs @ 40.64

1st Grade Bowling: Jack Wildermuth - 29 wickets @ 15.00

2nd Grade Batting: Michael Wing - 359 runs @ 32.64

2nd Grade Bowling: Brad Lester - 17 wickets @ 15.76

3rd Grade Batting: Liam O'Hare - 238 runs @ 19.83

3rd Grade Bowling: Tom Cramb 20 wickets @ 17.40

4th Grade Batting: Laurie Bristow - 262 runs @ 43.67

4th Grade Bowling: Corey Baker - 15 wickets @ 8.93

5th Grade Batting: Oliver West - 268 runs @ 33.50

5th Grade Bowling: Jake Coolwell - 25 wickets @ 8.56

6th (1) Grade Batting: Lachie Bartholemew 305 runs @ 61.00

6th (1) Grade Bowling: Don Mander - 24 wickets @ 6.58

6th (2) Grade Batting: Lachie Kirk - 209 runs @ 41.08

6th (2) Grade Bowling: Brett Wilson - 23 wickets @ 12.04

B3 Sub Districts Batting: Peter Whelan - 210 runs @ 30.00

B3 Sub Districts Bowling: Jonah Clancy – 24 wickets @ 22.62

C1 Sub Districts Batting: Anthony Horgan - 509 runs @ 36.36

C1 Sub Districts Bowling: Greg Carlson - 32 wickets @ 4.62

C2 Sub Districts Batting: Nic Farmer - 257 runs @ 19.77

C2 Sub Districts Bowling: Conor Rees - 21 wickets @ 19.00

U/17 Grade Batting: Owen Lynch – 236 runs @ 78.67

U/17 Grade Bowling: Dylan Mullen - 14 wickets @ 10.14

Jodie Fields Batting: Cara Musk - 224 runs @ 28.00

Jodie Fields Bowling: Christina Coulsen - 27 wickets @ 7.30

Legend's Most Valuable Player: Jason Maddox

PLAYER CAREER MILESTONE CERTIFICATES

ALL GRADES – PREMIERSHIP MATCHES

RUNS

13000 Runs
Gavin Brown

4000 Runs
Martin Blackman

3000 Runs
Andrew Gode

2000 Runs
JD Wildermuth
J Badenhorst

1000 Runs
Owen Lynch
Craig Pereira
Michael Wing
Jack Beath
Lachlan Tindall
Sam Cousar
Nicholas Ephraims

WICKETS

400 Wickets
David Mackie

200 Wickets
Martin Blackman

100 Wickets
Cameron Farrell
Josh Dascombe

DISMISSALS

100 Catches/Stumpings
Brodie Saw
Jason Voll

MATCHES

350 Matches
Clinton Kempnich

250 Matches
Michael Shinnick
Ken McKay

200 Matches
Matt McFadden
Grant Mitchell

150 Matches
Shane Kabel
Peter Sherman

100 Matches
James O'Connor
Andrew Gode

1st Grade

1000 Runs
Jack Wildermuth

50 Wickets
Adam Lockhart-Krause
Lachlan Pfeffer



VDC First Class players at Sportsman's Dinner

REPRESENTATIVE PLAYERS

QUEENSLAND	UT (Usman) Khawaja LW (Luke) Feldman JD (Jack) Wildermuth
-------------------	---

CRICKET AUSTRALIA NATIONAL CHAMPIONSHIPS

QUEENSLAND UNDER 19 BOYS 2014/15	Jack Beath
NORTHERN TERRITORY UNDER 19 BOYS 2014/15	Dylan Mullen, Kyle Scrimgeour
NORTHERN TERRITORY UNDER 17 BOYS 2014/15	Dylan Mullen, Kyle Scrimgeour, Declan Curren
QUEENSLAND UNDER 17 BOYS 2014/15	Owen Lynch
QUEENSLAND UNDER 15 GIRLS 2014/15	Neve Lynch, Charli Knott

IMPARJA CUP INDIGENOUS NATIONAL CHAMPIONSHIPS

QUEENSLAND 2013/14	Jake Coolwell, Tom Sky
QUEENSLAND 2014/15	Jake Coolwell

QUEENSLAND SCHOOLBOYS vs NEW SOUTH WALES SCHOOLBOYS

QUEENSLAND 19 YEARS & UNDER 2014/15	Joshua Neill
-------------------------------------	--------------

QUEENSLAND CRICKET AVERAGES AWARDS (All Clubs)

QCA AVERAGE AWARD QUALIFICATIONS

Batting	200 runs and a total number of innings which is the lesser of 9 or two thirds of the greatest number of innings commenced by any player of his Club in that Grade
Bowling	20 wickets and a minimum of 510 balls in the Grade
Note	Queensland Cricket averages do not include Semi-Finals and Finals

Congratulations to the following Valley place-getters:

Grade	Category	Player	Average	Place
First Grade	Bowling (2 day)	MJ (Matthew) Petrie	14.91	4th
First Grade	Bowling (2 day)	JD (Jack) Wildermuth	15.00	5th
First Grade	Bowling (2 day)	AJ (Andrew) Gode	17.46	7th
Fourth Grade	Batting	AWC (Alex) Thompson	32.25	6th
Fourth Grade	Bowling	MG (Matthew) Walter	14.45	3rd
Fifth Grade	Batting	DJ (Danny) Tarabay	36.43	6th
Fifth Grade	Bowling	K (Kasper) Rubin	9.48	1st
Sixth Grade	Batting	MT (Martin) Blackman	42.36	3rd
Sixth Grade	Bowling	CK (Clinton) Kempnich	8.03	1st
Sixth Grade	Bowling	MT (Martin) Blackman	11.97	2nd
Under 17 LT	Batting	ON (Owen) Lynch	78.67	2nd
Under 17 LT	Bowling	DC (Dylan) Mullen	10.14	1st
Under 17 LT	Bowling	DM (Donal) Whyte	13.92	4th
Women's Second Grade	Batting	CA (Cara) Musk	24.89	6th
Women's Second Grade	Bowling	CR (Christina) Coulsen	7.30	2nd

QUEENSLAND CRICKET OTHER AWARDS (All Clubs)

Congratulations to the following Valley place-getters:

Grade	Category	Player	Performance	Place
First Grade	Leading Wicket Taker (2 day)	JD (Jack) Wildermuth	29 wickets	4th
First Grade	Leading Wicket Taker (2 day)	AJ (Andrew) Gode	26 wickets	Equal 8th
First Grade	Best Bowling	JD (Jack) Wildermuth	7 wickets for 55 runs	2nd
First Grade	Most Dismissals	LD (Lachlan) Pfeffer	21 catches & 1 stumping	4th
First Grade	Leading Run Scorer (1 day)	JH (Jack) Beath	139 runs	7th
First Grade	Leading Run Scorer (T20)	AJ (Andrew) Gode	128 runs	9th
Fourth Grade	Most Dismissals	MT (Mark) Jones	18 catches	1st
Sixth Grade	Leading Run Scorer	GC (Gavin) Brown	511 runs	1st
Sixth Grade	Leading Wicket Taker	CK (Clinton) Kempnich	29	Equal 1st
Sixth Grade	Leading Wicket Taker	MT (Martin) Blackman	29	Equal 1st
Sixth Grade	Most Dismissals	CJ (Connor) Maclean	23 catches & 3 stumpings	1st

QUEENSLAND CRICKET SPIRIT OF CRICKET AWARD

In a move to encourage all clubs to promote fair play and respect for all involved in the game, the 2003/04 season saw the introduction of the SPIRIT OF CRICKET AWARD. Teams are awarded points, from 3 down to minus 1, by the umpires at the end of each game, based on the following guidelines:

1. Captain's acceptance of their responsibility of their players' behaviour as required under the Laws of Cricket.
2. A team's adherence to the principles of the Spirit of the Game (including respect for team-mates, opponents and umpires).
3. Acceptance of umpires' decisions.

Congratulations to all Valley teams and captains who did the right thing by the game of cricket during the season. Valley has always endeavoured to play the game in the right spirit – hard but fair – and long may VDCC players and teams continue to play according to this motto.

MEN'S COMPETITIONS

Club	Points
University of QLD	198.42
Western Suburbs	194.46
South Brisbane	192.50
Wynnum-Manly	184.00
Toombul	183.75
Valley	182.50
Sandgate-Redcliffe	181.00
Redlands	179.00
Northern Suburbs	174.00
Gold Coast*	130.83
Ipswich/Logan*	102.46
Sunshine Coast*	79.00

WOMEN'S COMPETITIONS

Club	Points
Gold Coast	83.38
Western Suburbs	81.00
University of QLD	79.50
Sandgate-Redcliffe	72.00
Sunshine Coast	41.79
Valley	35.50

* These clubs do not have teams in all Grades.

Where a club has more than one team in a Grade, the average of the two teams contributes to the overall total.



RIP Phillip Hughes – Valley U11 Yellow and Grey



RIP Phillip Hughes – Ashgrove Sports Ground, 29 November 2014

PETER BURGE MEDAL POINTS

The final points, listed below, were awarded on a 3-2-1 basis by the umpires for each day of play of every First Grade game (except finals).

Player	Club	Points	Player	Club	Points	Player	Club	Points
Scott Walter	University of QLD	39	Michael Herdman	Redlands	12	Mitchell Fry	University of QLD	6
Ryan Broad	Wynnum-Manly	37	Mitchell Swepson	Sandgate-Redcliffe	11	Tom Healy	Northern Suburbs	6
Andrew Robinson	Gold Coast	36	Luke Pomersbach	Toombul	11	Jackson Smith	Ipswich / Logan	6
Jack Wildermuth	Valley	36	Jack Beath	Valley	10	Christopher Knight	Valley	6
Steven Paulsen	Western Suburbs	33	Nicholas Buchanan	University of QLD	10	Steven Heise	Sunshine Coast	6
Cameron Francis	Valley	30	Jack Stanlake	Gold Coast	10	Blake Maher	Sunshine Coast	6
Sam Northeast	Sunshine Coast	30	Nicholas De Giusti	Ipswich / Logan	10	Alexander Kemp	Redlands	6
Sean Pearce	Wynnum-Manly	30	Mitchell Cook	Sunshine Coast	9	Ashley Renouf	Sunshine Coast	6
Andrew Gode	Valley	29	Stuart Edgar	Ipswich / Logan	9	Michael Nesar	Gold Coast	6
Preston White	Toombul	28	Joshua Shuard	Toombul	9	Ivan Thomas	Sunshine Coast	6
Andrew Tazelaar	Western Suburbs	27	Ben Turner	South Brisbane	9	Oscar Richardson	Gold Coast	6
Marnus Labuschagne	Redlands	25	Phillip Adams	Toombul	9	Levi Thomson-Matthews	Western Suburbs	6
Benjamin Cutting	South Brisbane	24	Daniel Bell-Drummond	Northern Suburbs	9	Duncan Allan	South Brisbane	6
James Holliday	University of QLD	24	Jooshua Dascombe	Valley	9	Peter Clarke	University of QLD	6
Cameron Gannon	Northern Suburbs	24	James Bazley	Sunshine Coast	9	Keiren Murphy	Toombul	5
Charlie Hemphrey	Toombul	22	Aiden Worth	Sandgate-Redcliffe	9	Alister McDermott	Wynnum-Manly	5
Michael Brammer	South Brisbane	22	Ran Harris	Toombul	9	Lee Carseldine	Valley	5
Parth Patel	Northern Suburbs	22	Jack Carty	University of QLD	9	Samuel Gardiner	Sunshine Coast	5
Cameron Trask	Wynnum-Manly	21	Matthew Gale	Northern Suburbs	9	Parteek Singh	Ipswich / Logan	5
Greg Moller	Redlands	21	Sam Underhill	Sandgate-Redcliffe	9	Jason Floros	Wynnum-Manly	4
Nathan Rabnott	Wynnum-Manly	21	Nathan Hauritz	Northern Suburbs	9	Corey Barsby	Sandgate-Redcliffe	4
Michael Philipson	University of QLD	21	Joseph Burns	Northern Suburbs	9	Corey Lucas	Northern Suburbs	4
Lachlan Thompson	Sandgate-Redcliffe	20	Geoffrey Paulsen	Ipswich / Logan	9	Emmanuel Peterson	South Brisbane	4
Ronan McDonald	Toombul	19	Nickolas Bischoff	South Brisbane	9	Devon Endersby	University of QLD	4
Ryan Leloux	Redlands	18	Bryce Street	Sandgate-Redcliffe	9	Samuel Tomlinson	Valley	3
Christopher Lynn	Toombul	18	Cameron Brimblecombe	Gold Coast	9	Luke Hickey	Gold Coast	3
Adam Ball	Redlands	18	Benjamin McDermott	Wynnum-Manly	9	Trent Arnold	Gold Coast	3
Nicholas Carruthers	Sunshine Coast	18	Finlay Lester	Wynnum-Manly	8	Lachlan Stevens	University of QLD	3
Peter George	Wynnum-Manly	17	Sam Heazlett	Redlands	8	Liam Hope-Shackley	Redlands	3
Nicholas Sale	Northern Suburbs	17	Daniel Lennox	South Brisbane	8	Wade Johnston	Sandgate-Redcliffe	3
Zac Keune	Sandgate-Redcliffe	17	Mathew Cox	University of QLD	8	Lachlan Pfeffer	Valley	3
Matthew Renshaw	Toombul	17	Adam Mabb	Sandgate-Redcliffe	7	Drew Martel	South Brisbane	3
Sam Truloff	Western Suburbs	17	James Henry	Sunshine Coast	7	James McPherson	Northern Suburbs	3
Michael Simmers	Sandgate-Redcliffe	17	William Prowse	Wynnum-Manly	7	Charles Mailli	Redlands	3
Andrew Michael	University of QLD	17	Jon Stimpson	Redlands	6	Luke Pollock	Western Suburbs	3
Graeme Skennar	Northern Suburbs	17	Benjamin Gledhill	Sandgate-Redcliffe	6	Patrick Morahan	Wynnum-Manly	2
Michael Narracott	South Brisbane	16	Michael Wells-Peris	South Brisbane	6	Nick Stevens	Gold Coast	2
Nicholas Selman	Sunshine Coast	15	Cameron Boyce	Toombul	6	Kobi Griggs	Sunshine Coast	2
Nicholas Walden	Western Suburbs	15	Trevor Irvine	Sandgate-Redcliffe	6	Brent Potbury	Ipswich / Logan	2
Daniel Maroske	Western Suburbs	15	Simon Milenko	Redlands	6	Adam Lockhart-Krause	Valley	2
Glen Batticciotto	Toombul	15	Ben Schuhmacher	Valley	6	Mark Stekete	South Brisbane	2
Matthew Petrie	Valley	15	Damian Wallis	Gold Coast	6	Anthony Atkinson	Western Suburbs	2
Nathan Reardon	University of QLD	13	Adam Lavis	Northern Suburbs	6	James Mitchell	Western Suburbs	1
James Hopes	Northern Suburbs	13	Peter Forrest	University of QLD	6	Kendel Fleming	Northern Suburbs	1
James Peirson	Redlands	13	Mitchell Weatherhead	Ipswich / Logan	6	Peter Dein	Sunshine Coast	1
Lloyd Aspin	Sandgate-Redcliffe	12	Joshua Henderson	South Brisbane	6			

PETER BURGE MEDAL WINNERS

1990/91	Andrew Hammelmann (Souths) & Bob McGhee (Toombul)
1991/92	Peter Clifford (Toombul)
1992/93	Andrew Courtice (University of QLD)
1993/94	Adam Dale (Wynnum-Manly)
1994/95	Dominic Ovenden (N), Peter Skuse (T) & Scott Prestwidge (W-M)
1995/96	Adam Dale (Wynnum-Manly)
1996/97	Jeff Pfaff (Gold Coast)
1997/98	Paul Argent (Souths)
1998/99	Mick Miller (Norths)
1999/00	Brendan Creevey (Sandgate-Redcliffe)
2000/01	Dale Turner (Souths)
2001/02	Greg Rowell (Wests)
2002/03	Aaron Nye (Wests)

2003/04	Nathan Rimmington (Sandgate-Redcliffe)
2004/05	Derek Tate (Toombul)
2005/06	Ben Laughlin (Wynnum-Manly)
2006/07	Aaron Nye (Wests)
2007/08	Glen Batticciotto (Sandgate-Redcliffe)
2008/09	Craig Phillipson (University of QLD)
2009/10	Chris Lynn (Toombul)
2010/11	Nick Fitzpatrick (Sunshine Coast)
2011/12	Brian May (Souths)
2012/13	Brad Ipson (Gold Coast)
2013/14	Simon Milenko (Redlands)
2014/15	Scott Walter (University of QLD)

HONOUR BOARD - 2014/15

TOP 10 TABLES

First – Sixth Grades, B3, C1 & C2 Sub Districts Grades, & Under 17 Lord's Taverners Grade
(Not including performances in some One Day & T20 Competitions such as in First Grade, Over 40's Grade & Sunday Legends)

TOP 10 RUN-SCORERS

	Player	Total
1	GC Brown	662
2	CA Francis	593
3	KPV Lewis	565
4	MT Blackman	533
5	ON Lynch	516
6	AR Horgan	509
7	CM Skinner	461
8	CD Pereira	436
9	BD McLachlan	417
10	AWC Thompson	390

TOP 10 WICKET-TAKERS

	Player	Total
1	JP Alexander	47
2	DJ Mackie	44
3	JPH Coolwell	36
	MT Blackman	36
5	GC Carlson	32
	CF Kempnich	32
7	HP Wilmington	31
8	DM Whyte	30
9	JD Wildermuth	29
10	MG Walter	28
	BJ Lester	28

TOP 10 FIELDING DISMISSALS (including 'keepers)

	Player	Catches	Stumpings	Total
1	JK Bowe	28	1	29
2	DP McLachlan	25	2	27
3	CJ Maclean	23	3	26
4	MT Jones	22	1	23
5	LD Pfeffer	21	1	22
6	AA Lockhart-Krause	20	-	20
7	JGF Horswill	15	4	19
	KT Tuite	18	1	19
9	AB Hardcastle	16	-	16
10	CJ Marks	15	-	15

TOP 10 FIRST GRADE CHAMPION POINT SCORERS

	Player	Points
1	JD Wildermuth	21.08
2	JM Dascombe	20.26
3	AJ Gode	19.43
4	CA Francis	15.61
5	LD Pfeffer	13.72
6	MJ Petrie	13.24
7	AA Lockhart-Krause	11.85
8	JH Beath	9.51
9	SS Kabel	7.95
10	CG McElligott	7.29

TOP 10 CLUB* CHAMPION POINT SCORERS

	Player	Points
1	MT Blackman	32.49
2	GC Brown	28.56
3	AR Horgan	28.17
4	JPH Coolwell	25.17
5	JP Alexander	22.76
6	DJ Mackie	22.70
7	LA Kirk	22.39
8	CIF Rees	22.00
9	KPV Lewis	20.85
10	ON Lynch	20.38

* not including First Grade

(Points system for the above two tables: .03/run, .40/wicket, .30/catch, .40/stumping)

OUTSTANDING PERFORMANCE TABLES

CENTURY SCORERS

	Player	Score	Grade	Opponents
1	CA Francis	146	2nd	South Brisbane
2	CA Francis	129	1st	Ipswich / Logan
3	JM Dascombe	122*	1st	Sandgate-Redcliffe
4	ON Lynch	121*	Tav	Northern Suburbs
5	MJE Wing	119	2nd	Gold Coast
6	JR Black	118*	B3	Brookfield
7	LJ Bartholomew	115	6th(1)	University of Qld
8	LC Bristow	114*	4th	Toombul
9	ON Lynch	113*	3rd	Toombul
	AJ Gode	111	1st (OD)	Western Suburbs
10	BD McLachlan	110	4th	South Brisbane
11	GC Brown	106	6th(2)	Redlands
12	AR Horgan	105*	C1	Park Ridge
13	JS Neill	105	Tav	Northern Suburbs
14	LG Petersen	103*	Tav	Toombul
15	GC Brown	103	6th(2)	Northern Suburbs
16	AR Horgan	102	C1	Southside Cobras
17	DJ Tarabay	101*	B3	Sandgate-Redcliffe
18	SR Niven	101	C2	Stafford
19	FL Rees	100*	6th(1)	Toombul

CENTURY PARTNERSHIPS

	Players	Runs	Wicket	Grade	Opponents
1	MJ Wing & JS Neill	207	2nd	2nd	Gold Coast
2	JS Neill & ON Lynch	189	3rd	Tavs	Northern Suburbs
3	SD Grummitt & ON Lynch	170	7th	3rd	Toombul
4	AJ Gode & LA Carseldine	154	3rd	1st(OD)	Western Suburbs
5	JM Dacsombe & LD Pfeffer	145	1st	1st	Sandgate-Redcliffe
6	CA Francis & J Badenhorst	134	4th	2nd	South Brisbane
7	ML Shinnick & DP Curran	132	6th	6th(1)	Redlands
8	CG McElligott & CA Francis	125	3rd	2nd	South Brisbane
	ON Lynch & KPV Lewis	125	3rd	Tavs	University of Qld
10	MG McFadden & CJ Robinson	124	5th	5th	Northern Suburbs
11	MT Jones & AC Lynch	113	8th	4th	University of Qld
12	JA Knight & BA Shaw	108	6th	2nd	Sandgate-Redcliffe
13	WP Koskela & LC Bristow	107*	1st	4th	Sandgate-Redcliffe
14	CJ Marks & LA Kirk	106*	3rd	B3	Kenmore
15	LG Peterson & HP Wilmington	103*	9th	Tavs	Toombul
16	LJ O'Hare & SC Steele	102	5th	2nd	Northern Suburbs
	DJ Tarabay & KPV Lewis	102	3rd	5th	Sandgate-Redcliffe

(R) = Record * = Unbroken Partnership



Josh Neill & Owen Lynch following their 189 run partnership vs Northern Suburbs

6 WICKETS OR MORE IN AN INNINGS

	Player	Figures	Grade	Opponents
1	JP Alexander	8-27	C1	Wolston Park
2	JM Plumb	7-13	4th	Northern Suburbs
3	JP Alexander	7-36	C1	Park Ridge
4	K Rubin	7-38	5th	Western Suburbs
5	TM Cramb	7-44	3rd	Ipswich / Logan
6	JD Wildermuth	7-55	1st	Wynnum-Manly
7	GC Carlson	6-9	C1	Taringa
8	HP Willmington	6-13	B3	Indooroopilly
9	GC Carlson	6-15	C1	Ashgrove
10	JP Alexander	6-19	C1	Ashgrove
11	J Voll	6-27	C2	Bracken Ridge
12	CJ Robinson	6-38	6th(2)	University of Qld
13	BJ Lester	6-45	2nd	Western Suburbs

10 WICKETS OR MORE IN A MATCH

	Player	Figures	Grade	Opponents
1	GC Carlson	10-27	C1	Ashgrove
2	JP Alexander	10-64	C1	Park Ridge

5 WICKETS OR MORE IN AN INNINGS

	Player	Figures	Grade	Opponents
1	ST Thwaites	5-10	B3	Saints CC
2	RA Brown	5-11	B3	Coorparoo CC
	CR Coulson	5-11	Jodie Fields	Western Suburbs
4	EMT Etheridge	5-13	5th	Western Suburbs
5	GC Carlson	5-16	C1	Redland Sharks
6	MG Walter	5-20	4th	Western Suburbs
	DJ Mackie	5-20	C1	Park Ridge
8	XL Thornton	5-21	6th(1)	University of Qld
9	DJ Mackie	5-24	C1	Wolston Park
10	PB Lock	5-25	6th(2)	Redlands
11	DE Burgess	5-28	3rd	Sandgate-Redcliffe
12	JPH Coolwell	5-29	6th(2)	Wynnum-Manly
13	MG Walter	5-30	4th	Toombul
14	JP Alexander	5-32	C1	Redland Sharks
15	DC Mullen	5-34	Tav	University of Qld
16	DG Mander	5-38	6th(1)	University of Qld
17	MJ Petrie	5-39	1st	Gold Coast
18	JPH Coolwell	5-40	5th	University of Qld
19	JP Alexander	5-42	C1	Taringa
20	TJ O'Rourke	5-44	4th	Toombul
21	BJ Lester	5-51	3rd	Toombul
22	JD Wildermuth	5-62	1st	University of Qld
23	JD Wildermuth	5-69	1st	Northern Suburbs



Kasper Rubin leading Fifth Grade from Ashgrove #3 following his haul of 7-36 vs Western Suburbs

SCORES OF 50 TO 99

Player	Score	Grade	Opponents
GC Brown	99*	6th(2)	University of Qld
BR Donker	98	4th	Toombul
N Farmer	97	C2	Moggill
AWC Thompson	93	4th	South Brisbane
MT Blackman	93	6th(1)	Redlands
K Rubin	92	C2	West Brisbane
NS Loy	89	B3	Kenmore
SD Grummitt	87	3rd	Toombul
AJ Gode	86	1st	Northern Suburbs
SJ Cousar	86	5th	University of Qld
OG West	85*	5th	Western Suburbs
CD Pereira	85	5th	Sandgate-Redcliffe
PF Lynch	85	C1	Redland Sharks
ML Shinnick	84	6th(1)	Redlands
OG West	83	B3	Bracken Ridge
ON Lynch	82	Tav	University of Qld
CA Francis	81	1st	Western Suburbs
JS Neill	81	2nd	Gold Coast
JA Knight	81	2nd OD	Ipswich-Logan
AR Horgan	81*	C1	Wolston Park
LA Carseldine	79	1st OD	Wests
KPV Lewis	79	Tav	University of Qld
BD McLachlan	78	4th	Wynnum-Manly
CD Pereira	77*	5th	Northern Suburbs
JH Beath	77	1st OD	Ipswich-Logan
CA Francis	77	1st OD	Ipswich-Logan
ZT Pendergast	77	B3	Indooroopilly
WP Koskela	75*	4th	Sandgate-Redcliffe
AE Raj	75	5th	South Brisbane
ML Shinnick	75	6th(1)	Sandgate-Redcliffe
PM Horgan	75	C1	Taringa
CG McElligott	74	2nd	South Brisbane
CIF Rees	74	C2	Wolston Park
CN Lewis	74	Jodie Fields	Sandgate-Redcliffe
LJ O'Hare	72*	2nd	Northern Suburbs
J Badenhorst	72	2nd	Northern Suburbs
KPV Lewis	71*	Tav	Sunshine Coast
AC Lynch	71	4th	University of Qld
JM Francis	70*	4th	Sandgate-Redcliffe
AN Pine	70*	B3	Saints CC
JH Beath	70	1st	Toombul
CG McElligott	70	1st	University of Qld
NM Francis	70	3rd	Western Suburbs
DP Curran	69	6th(1)	6th(2) Grade
CA Francis	68	1st	University of Qld
AWC Thompson	68	4th	Toombul
M Proellocks	68	C2	Wolston Park
CD Pereira	66*	5th	Western Suburbs
CR Coulson	66	Jodie Fields	Sandgate-Redcliffe
LJ Tindall	66	Tav	Sandgate-Redcliffe
CD Pereira	65	4th	Wynnum-Manly
RA Brown	65	B3	Wellington Point
LA Kirk	64*	B3	Kenmore
AJ Gode	64	1st T20	Souths
ON Lynch	64	2nd	Toombul
HC McNeilly	64	2nd	Western Suburbs
NM Ephraims	64	4th	University of Qld
RA Brown	64	B3	Saints CC
DP Curran	63*	6th(1)	Western Suburbs
DJ Cook	63	Tav	Toombul
JD Wildermuth	62	1st	Redlands
JA Knight	62	2nd	Sandgate-Redcliffe

JS Neill	62	2nd	Sunshine Coast
MD Brown	61*	6th(1)	Wynnum-Manly
BA Saw	61	2nd	Sandgate-Redcliffe
MG McFadden	61	5th	Northern Suburbs
CM Skinner	61	5th	University of Qld
MT Blackman	61	6th(1)	Toombul
BD Schuhmacher	60	1st	Redlands
CA Francis	60	1st	Northern Suburbs
AA Lockhart-Krause	60	1st OD	Ipswich-Logan
HC McNeilly	60	2nd	Toombul
LJ O'Hare	60	3rd	Western Suburbs
JGF Horswill	59*	C2	Wolston Park
XL Thornton	59	6th(1)	Redlands
JGF Horswill	59	C2	Wolston Park
BT Wilson	58*	6th(2)	Western Suburbs
JD Wildermuth	58	1st	Ipswich / Logan
CL Knight	58	2nd	Sunshine Coast
BD McLachlan	58	4th	Western Suburbs
JD O'Connor	58	6th(2)	6th(1) Grade
PJ Whelan	58	B3	Saints CC
ZT Pendergast	58	C1	Taringa
OS Higgins	57	C2	Stafford
DP Curran	56*	6th(1)	Redlands
J Badenhorst	56	2nd OD	Ipswich-Logan
BR Donker	56	4th	Redlands
FL Rees	56	5th	Western Suburbs
ML Taylor	56	6th(2)	6th(1) Grade
PM Horgan	56	C1	Redland Sharks
GC Carlson	56	C1	Southside Cobras Cri
DG Mander	55*	6th(1)	University of Qld
JC Clancy	55*	B3	Wellington Point
CM Skinner	55	5th	University of Qld
BT Wilson	55	6th(2)	Redlands
DJ Marks	55	B3	Brookfield
OS Higgins	55	C2	Moggill
KPV Lewis	54	6th(2)	6th(1) Grade
SS Kabel	53	1st	South Brisbane
J Badenhorst	53	2nd	South Brisbane
KPV Lewis	53	5th	Western Suburbs
JK Bowe	53	6th(2)	Northern Suburbs
JPH Coolwell	53	6th(2)	South Brisbane
DJ Marks	53	B3	Coorparoo CC
LC Bristow	52*	3rd	University of Qld
AJ Gode	52	1st	Sunshine Coast
CM Skinner	52	5th	Sandgate-Redcliffe
JPH Coolwell	52	5th	University of Qld
JE Boyd	52	C2	West Brisbane
CIF Rees	52	C2	Stafford
LD Pfeffer	51*	1st OD	Ipswich-Logan
LJ Bartholomew	51*	6th(1)	Wynnum-Manly
LJ Bartholomew	51*	6th(1)	Redlands
CJ Marks	51*	B3	Kenmore
M Proellocks	51	C2	Stafford
J Badenhorst	51	2nd	Western Suburbs
CJ Maclean	50*	6th(1)	Redlands
RA Brown	50*	6th(2)	Western Suburbs
CA Musk	50*	Jodie Fields	Wests
SC Steele	50	2nd	Northern Suburbs
CM Skinner	50	5th	University of Qld
AN Pine	50	B3	Wellington Point
PM Horgan	50	C1	Springwood
AA Coolwell	50	C1	Taringa
AH Teo	50	C2	Moggill

TEAM & PLAYER STATISTICS, & CAPTAIN'S REPORTS

FIRST GRADE PREMIERSHIP – The Damien Mullins Cup

University of QLD	139.5
Northern Suburbs	123.0
Toombul	111.0
Valley	106.0
Wynnum Manly	97.9
Redlands	95.0
Sunshine Coast	83.0
Sandgate-Redcliffe	78.0
South Brisbane	68.0
Western Suburbs	63.0
Gold Coast	33.0
Ipswich / Logan	12.0

First Grade Captain's Report: Andrew Gode

There was a lot expected from the First Grade side going into the 2014/15 season.

As defending premiers in both the 2-Day and T20 competitions, we challenged ourselves to go one better and to make finals of all 3 formats, with the overall goal of winning more trophies.

The year started off with the limited overs formats. A good win over Wests with an undermanned side was a good way to start the year in the 1-Day comp. However a heavy loss to Uni all but ruled us out of finals contention despite a big win against Ipswich later in the season. This left us finishing 4th in the comp and missing out by one spot.

Our strong point over the past 2 seasons has been the T20 format. Unfortunately, 2 close wins were coupled with 2 bad losses and we were unable to go for the 3-peat this year.

The 2-Day season started much like last season with close losses against Sandgate and the Sunny Coast putting us behind the 8-ball from the get go. We headed into Christmas in 10th spot, again needing a minor miracle to get us into the top 4. Even being so far back, there was so much confidence and self-belief in the group that we could do it.

And sure enough we did! Big wins against Wests and Redlands were couple with some clutch performances against Wynnum (defended 117) and Norths in the last round (chased 220). These results got us an away Semi against Uni.

We started out like a house on fire, having Uni 8/80 with wickets shared between Peets, Knighty, Rig, Scrim and Kabelli. They rallied and got to 205 and unfortunately our bats couldn't do the business, despite a half century to Cammy.

All in all I still consider this season a successful one for the men in blue and these are my highlights for the year.

- First Grade caps to Mull, Craigie, Cammy, Knighty, Dave & Lynchy (OD, T20).
- Jacky Wildermuth's post-Christmas bowling performances which led to a Bulls call up for the last 2 games. Really well done champion! No doubt a few more down the track.
- Cammy's first season at the club including a 100 and a few fifties. Really boosted the middle order.
- A 2nd XI game for Dascock in Canberra where his banter was 2nd to everyone's.

Thank you for all the support we got over the season, especially from the usual suspects. Mitch, my old man, Jimbo and Lynny, The Easto's and the Kabelli's all were diehard supporters, along with the other Old Boys that came down all season. We really appreciate it! A BIG thanks to the legend PC for his work all year - Unparalleled performances!

I have to finish off by thanking Jurgy for the past 2 seasons work as head coach. As most are aware he will be overseas for next season and not taking the reins. After taking over from Pedders, Jurgy has built an impressive resume with 2 titles in 2 seasons. However the spirit and brotherhood that he brought to the group is something that not many can do. His motto of "Good off field. Good on" brought a sense of fun and amazing team spirit to the whole squad and it is no coincidence that when times were tough, we were the ones who came out on top. It's been an absolute blast working with Shoe and he will be missed dearly by all the lads in the First Grade squad.

Go Valleys!

Gingus

FIRST GRADE 2- DAY PREMIERSHIP STATISTICS (The Cam Battersby Cup)

University of QLD	100.5
Northern Suburbs	89.0
Toombul	86.0
Valley	84.0
Redlands	80.0
Wynnum Manly	75.9
Sunshine Coast	75.0
Sandgate-Redcliffe	64.0
Western Suburbs	53.0
South Brisbane	48.0
Gold Coast	27.0
Ipswich / Logan	12.0

Premiership:	4th: Lost in semi final
Matches Played:	13: Won 1st innings 7, Lost 1st innings 5
Records:	Nil

First Grade Batting

Player	Matches	Innings	Not Outs	Best Score	100s	50s	Runs	Average	Catches/ Stumpings
CA Francis	10	12	1	129	1	3	447	40.64	6/-
JM Dascombe	12	14	3	122*	1	-	272	24.73	7/-
JH Beath	11	12	1	70	-	1	257	23.36	6/-
JD Wildermuth	11	11	1	62	-	2	246	24.60	7/-
LD Pfeffer	11	13	-	48	-	-	234	18.00	21/1
AJ Gode	11	10	-	86	-	2	231	23.10	7/-
AA Lockhart-Krause	12	13	3	39*	-	-	195	19.50	20/-
CG McElligott	10	9	1	70	-	1	193	24.12	5/-
SS Kabel	12	10	4	53	-	1	185	30.83	4/-
MJ Petrie	11	8	4	45	-	-	108	27.00	-/-
KG Scrimegour	4	5	4	30*	-	-	83	83.00	-/-
BD Schuhmacher	6	2	-	60	-	1	69	34.50	4/-
SY Tomlinson	5	3	-	46	-	-	47	15.67	2/-
UT Khawaja	2	2	1	23*	-	-	32	32.00	-/-
LW Feldman	5	3	1	22	-	-	25	12.50	1/-
J Badenhorst	4	2	-	11	-	-	21	10.50	2/-
CL Knight	5	4	1	7	-	-	7	2.33	1/-
DC Mullen	3	3	-	4	-	-	4	1.33	-/-
JT Spargo	1	-	-	-	-	-	-	-	-/-

First Grade Bowling

Player	Overs	Maidens	Runs	Wickets	Average	Best	5 Wkts.
JD Wildermuth	148	34	435	29	15.00	7-55	3
AJ Gode	157.2	38	464	26	17.85	4-33	-
MJ Petrie	199	68	385	25	15.40	5-39	1
JM Dascombe	197.5	62	550	25	22.00	4-50	-
CL Knight	42.3	7	149	10	14.90	4-40	-
LW Feldman	58	22	147	9	16.33	3-30	-
SY Tomlinson	67.4	11	250	6	41.67	2-75	-
SS Kabel	55.2	24	112	3	37.33	2-3	-
KG Scrimegour	23	13	36	2	18.00	2-16	-
DC Mullen	26.4	5	109	1	109.00	1-0	-
CA Francis	13	6	22	1	22.00	1-9	-

FIRST GRADE ONE-DAY COMPETITION – The John McKnulty Cup

Team	Points	NRR
University of QLD	23	2.7156
Northern Suburbs	18	0.4999
Wynnum Manly	14	1.6422
Valley	14	1.1185
Toombul	13	0.8924
South Brisbane	12	-0.2371
Redlands	7	-1.0066
Gold Coast	6	-0.4309
Sandgate-Redcliffe	6	-0.3959
Western Suburbs	6	-0.6542
Sunshine Coast	0	-1.0642
Ipswich / Logan	0	-3.1600

FIRST GRADE ONE DAY COMPETITION STATISTICS

Matches played:	3: Won 2, Lost 1
Records:	Nil

First Grade Batting — One Day Matches

Player	Matches	Innings	Not Outs	Best Score	100s	50s	Runs	Average	Catches/ Stumpings
JH Beath	3	3	2	77	-	1	139	139.00	-/-
AJ Gode	2	2	-	111	1	-	112	56.00	-/-
LA Carseldine	1	1	-	79	-	1	79	79.00	1/-
CA Francis	1	1	-	77	-	1	77	77.00	1/-
LD Pfeffer	2	2	1	51*	-	1	62	62.00	2/-
AA Lockhart-Krause	3	3	-	60	-	1	61	20.33	2/-
MJ Petrie	3	2	1	17*	-	-	32	32.00	-/-
JM Dascombe	3	3	-	16	-	-	24	8.00	-/-
KG Scrimegour	2	2	-	18	-	-	23	11.50	2/-
JD Wildermuth	2	2	-	12	-	-	18	9.00	1/-
CG McElligott	1	1	-	15	-	-	15	15.00	-/-
SS Kabel	3	3	1	7*	-	-	14	7.00	-/-
JT Spargo	1	1	-	7	-	-	7	7.00	-/-
SY Tomlinson	2	1	-	5	-	-	5	5.00	1/-
DC Leaver	1	1	-	5	-	-	5	5.00	1/1
J Badendorst	1	1	-	1	-	-	1	1.00	-/-
CL Knight	1	-	-	0	-	-	-	-	-/-
ON Lynch	1	-	-	0	-	-	-	-	2/-

First Grade Bowling — One Day Matches

Player	Overs	Maidens	Runs	Wickets	Average	Best	5 Wkts.
JM Dascombe	20.1	1	65	4	16.25	2-8	-
MJ Petrie	18.3	4	50	4	12.50	2-11	-
LA Carseldine	9	1	45	3	15.00	3-45	-
CL Knight	7	-	25	2	12.50	2-25	-
CA Francis	4.3	1	11	2	5.50	2-11	-
SY Tomlinson	10	-	64	1	64.00	1-47	-
SS Kabel	7.3	-	30	1	30.00	1-29	-
JT Spargo	4	1	11	1	11.00	1-11	-
AJ Gode	12	-	88	-	0.00	0-39	-
JD Wildermuth	6	-	27	-	0.00	0-27	-
ON Lynch	4	1	15	-	0.00	0-15	-
KG Scrimegour	2	-	19	-	0.00	0-19	-

FIRST GRADE T20 COMPETITION – The Tom Veivers Cup

Team	Points	NRR
University of QLD	16	2.9625
Northern Suburbs	16	2.1275
Toombul	12	1.4979
Sandgate-Redcliffe	8	0.6338
South Brisbane	8	0.3321
Wynnum Manly	8	0.1008
Redlands	8	-0.3216
Sunshine Coast	8	-0.7684
Valley	8	-1.2017
Western Suburbs	4	-0.4495
Gold Coast	0	-2.2086
Ipswich / Logan	0	-2.8972

FIRST GRADE TWENTY 20 COMPETITION STATISTICS

Matches played:	4: Won 2, Lost 2
Records:	5th wicket partnership record: 70 runs AJ Gode and AA Lockhart-Krause

First Grade Batting — Twenty 20 Matches

Player	Matches	Innings	Not Outs	Best Score	100s	50s	Runs	Average	Catches/Stumpings
AJ Gode	4	4	-	64	-	1	128	32.00	1/-
JM Dascombe	4	4	-	40	-	-	84	21.00	1/-
SS Kabel	4	4	-	31	-	-	62	15.50	1/-
JT Spargo	4	4	-	20	-	-	57	14.25	1/-
LD Pfeffer	4	4	-	41	-	-	51	12.75	-/-
AA Lockhart-Krause	4	4	-	23	-	-	46	11.50	1/-
LA Carseldine	2	2	-	25	-	-	26	13.00	-/-
ON Lynch	4	3	3	7*	-	-	17	-	1/-
JH Beath	2	2	-	8	-	-	10	5.00	-/-
KG Scrimegour	2	2	1	6	-	-	6	6.00	-/-
JD Wildermuth	2	2	-	6	-	-	6	3.00	-/-
UT Khawaja	1	1	-	5	-	-	5	5.00	-/-
J Badenhorst	1	1	1	3*	-	-	3	-	-/-
MJ Petrie	2	1	1	2*	-	-	2	-	1/-
BD Schuhmacher	2	1	-	2	-	-	2	2.00	3/-
SY Tomlinson	2	1	1	1*	-	-	1	-	-/-

First Grade Bowling — Twenty 20 Matches

Player	Overs	Maidens	Runs	Wickets	Average	Best	Econ.
JM Dascombe	16	-	91	5	18.20	2-19	-
ON Lynch	10	-	98	3	32.67	1-7	-
JT Spargo	13.4	-	110	2	55.00	1-14	-
AJ Gode	9	-	87	2	43.50	1-19	-
SY Tomlinson	6	-	42	2	21.00	2-19	-
MJ Petrie	8	-	56	1	56.00	1-28	-
LA Carseldine	6	-	50	1	50.00	1-28	-
SS Kabel	4	-	43	-	0.00	0-14	-

SECOND GRADE – The Alan Pettigrew Shield

South Brisbane	150.8
University of QLD	144.0
Northern Suburbs	119.0
Western Suburbs	100.0
Redlands	90.0
Sandgate-Redcliffe	75.0
Gold Coast	68.9
Sunshine Coast	67.0
Toombul	65.0
Valley	61.0
Wynnum Manly	50.0

Second Grade Captain's Report: Jacques Badenhorst

2014/15 was yet again an enjoyable season for all involved. Firstly I would like to thank all the boys for their efforts and attitude during the season. Secondly, I would also like to thank our scorer Ian, Brett Neill, Andrew Knight and all the parents that come out every weekend for their support during the year.

Special thanks to Steve Gode for his coaching assistance during the year. Steve would coach, score, run water and provide endless cricketing theories. The very best of these included a "bat off" between Josh Neill and Brad Lester for the opening batting spot, a warm up net that consisted solely of facing bouncers and field settings that would put bodyline to shame. There were many more, so it seems needless to say that Steve had earned the nickname "Pythagoras" by the end of the season.

The season started with fresh faces, in the form of new players to the club as well as some talented young fellas making their way up the grades. What the team lost in experience from the prior season it made up with youthful vigor and a hunger to improve.

In terms of results, it was a season of close losses and impressive wins. In the 2-Day competition we finished 7th with 5 drawn games and only 3 losses, thanks to some really strong batting performances. We finished 11th in the T20 comp and failed to win a game in the 1-Day format. Overall I would say our position on the ladder did not reflect the competitive cricket we played.

Rather than provide a blow by blow of every game, I would like to highlight a number of exceptional performances throughout the season.

The most notable performance was watching Michael Wing hit his maiden Second Grade century against Gold Coast. It was a real pleasure watching that innings. Wingy regularly got the team off to a good start at the top of the order and is the only batsman I know who looks more comfortable at the crease between 0 and 10 rather than 20 to 30. We look forward to many more big scores in the seasons to come.

Wingy's innings against Gold Coast was perfectly complemented by his good mate Josh Neill, one of the youngest players of the team, in a partnership of 200+. Joshy scored a well-made 81 and together with a fine 62 earlier in the season, showed fantastic maturity at the crease for someone of his age.

Jono Knight, self-confused cricket snuff was a fantastic inclusion to the side this year, adding plenty of experience to the middle order and he regularly got us out of trouble or set us up for a good total. He scored a fantastic 81 at Ipswich in the 45+ degree dry heat. From memory I think he was cramping in both calves, tore a hamstring and had some form of heat stroke, all from the one innings.

From a bowling perspective, Brad Lester, Chris Knight and Harry McNeilly were fantastic for us all year. Brad "Rolf" Lester started the year in Third Grade but his form quickly saw him up in Second Grade, where he did not disappoint. His figures of 17 wickets at 17 included an 8 wicket haul against Wests and 4 against Redlands. When the team required Brad could be tossed the ball and he would regularly supply the slip cordon thanks to his late outswingers.

Chris Knight was another handy pickup during the year, bowling with great pace and regularly trying to take batsmen's heads off. On his day Chris was unplayable and could make the opposition look pretty ordinary. Chris would regularly come on and take a big wicket, one of the opposition's top batsmen. This quality bowling saw Chris promoted to the First Grade Squad by the end of the season.

Harry McNeilly was the perfect first change, bowling with fantastic accuracy and consistency. He would also regularly chip in with handy wickets. Harry was also the go to man when we needed to keep the scoring tight. He was also a very handy lower order batsman, chipping in with a couple of half centuries.

Other notable highlights from the year included:

- Batting out the entire day for the first four 2-Day rounds of the season.
- Pushing minor premiers Souths to play out a draw.
- Big wins against Toombul, Norths and Redlands.
- A fantastic 146 from Cam Francis' first and only Second Grade game.
- The return of valley veteran Cameron Farrell, who I hear loves shopping at Wallace Bishop.
- Stubbo struggling to bowl an eight over spell against Wynnum.
- Brad's frustration.
- Hiding Harry's phone in his own bag and watching him search for it.
- Did I mention Steve Gode and his theories?
- Brodie Saw bumping out a young kid from the Sunshine Coast. Unfortunately this young fella has decided cricket is not his game.

Thanks again everyone for another enjoyable season of cricket. I look forward to seeing us improve next year and giving the top sides a real run for their money.

Jacques

SECOND GRADE PREMIERSHIP STATISTICS

Premiership:	7th
Matches played:	11: Won 1st innings 3, Drawn 5, Lost 1st innings 3
Records:	Nil

Second Grade Batting

Player	Matches	Innings	Not Outs	Best Score	100s	50s	Runs	Average	Catches/Stumpings
MJE Wing	11	13	2	119	1	-	359	32.64	3/-
J Badenhorst	11	9	-	72	-	3	241	26.78	2/-
SC Steele	11	10	1	50	-	1	224	24.89	1/-
JS Neill	10	8	1	81	-	2	214	30.57	3/-
HC McNeilly	10	8	2	64	-	2	196	32.67	6/-
JA Knight	10	9	1	62	-	1	179	22.38	8/-
CA Francis	1	1	-	146	1	-	146	146.00	-/-
ON Lynch	7	6	-	64	-	1	145	24.17	-/-
CG McElligott	4	4	-	74	-	1	143	35.75	1/-
CL Knight	8	7	-	58	-	1	127	18.14	3/-
BA Saw	9	8	2	61	-	1	118	19.67	9/-
LJ O'Hare	2	1	1	72*	-	1	72	-	-/-
KG Scrimgeour	3	4	2	23	-	-	44	22.00	1/-
DP McLachlan	9	6	1	15*	-	-	44	8.80	16/-
COM Farrell	4	3	-	20	-	-	38	12.67	3/-
TB McPhee	5	3	-	26	-	-	34	11.33	2/-
BJ Lester	8	4	3	11*	-	-	18	18.00	1/-
DC Mullen	2	2	-	8	-	-	15	7.50	1/-
LG Busby	5	3	2	2*	-	-	2	2.00	3/-
MT Stubbings	5	2	-	0	-	-	-	0.00	1/-
TM Cramb	4	-	-	0	-	-	-	-	-/-
SY Tomlinson	1	-	-	0	-	-	-	-	-/-

Second Grade Bowling

Player	Overs	Maidens	Runs	Wickets	Average	Best	5 Wkts.
J Badenhorst	133.5	32	427	18	23.72	3-33	-
BJ Lester	99	21	268	17	15.76	6-45	1
HC McNeilly	85	25	237	11	21.55	3-40	-
CL Knight	71	15	236	8	29.50	3-47	-
ON Lynch	77	13	239	6	39.83	3-75	-
COM Farrell	48	16	132	6	22.00	3-58	-
MT Stubbings	34.3	4	126	6	21.00	2-21	-
LG Busby	65.4	15	212	5	42.40	2-39	-
JA Knight	19.3	3	83	3	27.67	2-53	-
DC Mullen	19	4	66	3	22.00	3-58	-
SC Steele	22	1	82	2	41.00	1-8	-
KG Scrimgeour	12	3	23	2	11.50	2-12	-
TM Cramb	2	-	2	2	1.00	2-2	-
BA Saw	4.2	-	12	1	12.00	1-6	-
TB McPhee	8	2	32	-	0.00	0-1	-

SECOND GRADE ONE DAY COMPETITION STATISTICS

Matches played:	3: Lost 3
Records:	Nil

Second Grade Batting – One Day Matches

Player	Matches	Innings	Not Outs	Best Score	100s	50s	Runs	Average	Catches/ Stumpings
JA Knight	3	3	-	81	-	1	131	43.67	2/-
J Badenhorst	2	2	-	56	-	1	57	28.50	2/-
DC Mullen	3	3	-	18	-	-	35	11.67	2/-
CG McElligott	2	2	-	23	-	-	24	12.00	-/-
CL Knight	2	2	-	19	-	-	21	10.50	-/-
DP McLachlan	2	2	-	12	-	-	20	10.00	2/3
BA Saw	2	2	-	13	-	-	20	10.00	-/-
LJ O'Hare	1	1	-	14	-	-	14	14.00	-/-
MJE Wing	3	3	-	9	-	-	14	4.67	1/-
HC McNeilly	3	3	-	9	-	-	12	4.00	-/-
LG Busby	3	3	3	3*	-	-	6	-	-/-
SC Steele	2	2	-	4	-	-	6	3.00	-/-
JS Neill	1	1	-	5	-	-	5	5.00	-/-
ON Lynch	2	2	-	4	-	-	4	2.00	-/-
DC Leaver	1	1	-	1	-	-	1	1.00	-/-
BJ Lester	1	-	-	0	-	-	-	-	-/-

Second Grade Bowling – One Day Matches

Player	Overs	Maidens	Runs	Wickets	Average	Best	5 Wkts.
CL Knight	16.2	2	80	5	16.00	3-64	-
DC Mullen	21	1	92	3	30.67	2-37	-
HC McNeilly	20	3	77	3	25.67	3-35	-
ON Lynch	10	-	32	3	10.67	3-32	-
J Badenhorst	13	-	84	2	42.00	1-16	-
JA Knight	10	10	68	2	34.00	2-68	-
LG Busby	23	1	132	1	132.00	1-54	-
BJ Lester	4.2	-	35	-	0.00	0-35	-
CG McElligott	4	-	18	-	0.00	0-18	-
BA Saw	0.4	-	4	-	0.00	0-4	-

SECOND GRADE TWENTY 20 COMPETITION STATISTICS

Matches played:	4: Lost 4
Records:	Nil

Second Grade Batting – Twenty 20 Matches

Player	Matches	Innings	Not Outs	Best Score	100s	50s	Runs	Average	Catches/ Stumpings
JA Knight	4	4	-	36	-	-	72	18.00	1/-
CL Knight	4	4	1	41*	-	-	67	22.33	2/-
SC Steele	4	4	-	39	-	-	63	15.75	2/-
MJE Wing	2	2	-	49	-	-	49	24.50	1/-
J Badenhorst	3	3	-	26	-	-	45	15.00	-/-
CG McElligott	2	2	-	31	-	-	32	16.00	-/-
LG Busby	4	3	2	17*	-	-	22	22.00	1/-
BA Saw	4	3	1	13	-	-	20	10.00	1/-
JS Neill	4	3	-	4	-	-	6	2.00	1/-
DC Mullen	4	2	1	4*	-	-	5	5.00	1/-
DC Leaver	2	2	-	4	-	-	5	2.50	1/-
AWC Thompson	2	2	-	5	-	-	5	2.50	-/-
HC McNeilly	3	2	1	1*	-	-	1	1.00	-/-
DP McLachlan	2	1	1	0*	-	-	-	-	3/1

Second Grade Bowling – Twenty 20 Matches

Player	Overs	Maidens	Runs	Wickets	Average	Best	5 Wkts.
DC Mullen	16	-	103	4	25.75	2-20	-
LG Busby	14.1	-	109	4	27.25	3-49	-
J Badenhorst	12	-	87	4	21.75	2-26	-
CL Knight	12	-	146	4	36.50	2-35	-
JA Knight	10	-	64	3	21.33	3-17	-
HC McNeilly	7	-	50	1	50.00	1-18	-



Mark Jones (L) presenting Michael Wing with the Second Grade Batting Average Trophy

THIRD GRADE – The Norm McMahon Shield

South Brisbane	107.0
University of QLD	88.0
Northern Suburbs	84.0
Sandgate-Redcliffe	83.0
University of QLD (2)	82.0
Gold Coast	73.9
South Brisbane (2)	69.0
Western Suburbs	64.0
Western Suburbs (2)	58.0
Toombul	50.0
Redlands	48.0
Valley	34.0
Ipswich / Logan	33.7
Wynnum Manly	24.0

Third Grade Captain's Report: Mitchell Elmes

As I was preparing for another stint in retirement, GB convinced me to lend a hand captaining what was likely to be the youngest 3rd grade side in many years. Beginning the year with an unlikely win and a unique Tuesday night out, I knew I was in for an indifferent season.

As a batting unit we performed well below our potential, with the exception of a few quality innings from Steve Grummit (87), Owen Lynch (113*), Laurie Bristow (52*), Nathan Francis (70) & Liam O'Hare (59) which eludes that the batsmen left plenty in the tank for next season!

Steve Grummit....as a former first grade top order batsmen I was looking forward to having a fellow veteran in the side. However, on many occasions it was his gentle, yet surprising off spin that provided the most benefit to our cause, as well as the regular tip onto the stumps. Steve also provided a strategic mind when contemplating bowling & fielding plans. I believe the 'new generation' benefitted immensely from his presence

Pleasingly, on only three occasions was 200+ scored against us and I can confirm that in every game our bowling unit bowled to plans. We also supported the bowlers with a solid fielding effort, except for 9 dropped catches in 25 minutes in one game and the 3 catches I dropped off Brad Lester in another match. The season did provide a few standout performances: Daniel Burgess (5/28 off 8), Brad Lester (5/51 off 15) and Tom Cramb (7/44 off 19).

With the skills of Brad Lester, Lachlan McRae, Mitch Stubbings & Tom Cramb being required in 2nd grade & on the bench (McRae), it was pleasing to see regular contributions from all other bowlers. Specifically, Lachlan Busby who charged in tirelessly but was unfortunately the victim of 10+ dropped/missed chances over the season.

It gave me great joy, to see the smiles on the faces on both Brodie Saw & Liam O'Hare when they were told to 'warm up' as they were required to bowl some heat!

I would specifically like to mention the development of Alex & Owen Lynch. I've played a fair number of Warehouse games with both these lads in the last few years and it's pleasing to witness their improvement. Owen played only two games for me this season, but I was fortunate enough to witness him stroke a century, where he made the bowling attack look pedestrian. Alex came into the side after Christmas and provided a bowling option that was reliable and economical. With the bat, Alex is now more refined & polished as a lower order batsman and should develop into a solid allrounder very quickly.

Thanks to Carl Schroder, Ajay Samvedi, Mick Blinkoff, Andrew Pine, Matt Green, Grant Jennings, Brett Neill, Grant Mitchell & the great Ian Lynch who all had brief cameos during the season. All these men either came out of retirement or jumped a few grades to make their 3rd grade debut and their efforts were very much appreciated.

Regardless of results, I felt we had an extremely positive team atmosphere on the field & in the change room all year. I thank all the players for their contributions throughout the season, on & off the field.

Also to our loyal supporters being the 'Stubbings crew', Father Stubbings & Mother Bristow who happily scored without ever being asked.

Big thanks to Gavin Brown, Pat Culpan, Grant Mitchell & Mark Jones for their continual service to VDCC.

Mitch Elmes

THIRD GRADE PREMIERSHIP STATISTICS

Premiership:	12th
Matches played:	13: Won 1st innings 3, Drawn 2, Lost 1st innings 8
Records:	Nil

Third Grade Batting

Player	Matches	Innings	Not Outs	Best Score	100s	50s	Runs	Average	Catches/Stumpings
LJ O'Hare	13	13	1	60	-	1	238	19.83	2/-
NM Francis	9	10	-	70	-	1	183	18.30	3/-
MJ Elmes	13	13	-	46	-	-	178	13.69	6/-
SD Grummitt	9	8	-	87	-	1	151	18.88	6/-
ON Lynch	2	2	1	113*	1	-	135	135.00	-/-
NM Ephraims	7	5	-	34	-	-	114	22.80	1/-
JM Francis	9	9	1	43	-	-	108	13.50	7/-
AC Lynch	4	3	-	43	-	-	85	28.33	-/-
LC Bristow	5	6	3	52*	-	1	81	27.00	-/-
DE Burgess	4	5	-	28	-	-	78	15.60	3/-
BM Wright	5	4	-	41	-	-	68	17.00	3/1
TM Cramb	9	5	3	24*	-	-	67	33.50	1/-
LG Busby	7	6	1	23	-	-	66	13.20	4/-
BD McLachlan	7	7	-	39	-	-	65	9.29	1/-
GD Jennings	2	2	-	35	-	-	58	29.00	-/-
AWC Thompson	4	4	-	26	-	-	44	11.00	7/-
AB Hardcastle	6	6	1	17*	-	-	38	7.60	16/-
MT Stubbings	6	6	4	18	-	-	31	15.50	3/-
GW Mitchell	1	1	-	22	-	-	22	22.00	-/-
LJ McRae	3	3	2	10	-	-	15	15.00	-/-
TB McPhee	2	2	-	12	-	-	12	6.00	2/-
A Lankowski	8	4	-	8	-	-	12	3.00	2/-
MR Blinkhoff	1	1	-	11	-	-	11	11.00	-/-
C Schroder	2	1	-	3	-	-	3	3.00	-/-
JS Neill	2	2	-	3	-	-	3	1.50	-/-
IC Lynch	2	1	1	2*	-	-	2	-	-/-
AM Samvedi	1	1	-	1	-	-	1	1.00	-/-
BJ Lester	4	4	1	1	-	-	1	0.33	1/-
J Dascombe	1	1	1	0*	-	-	-	-	-/-
TC Jones	1	1	1	0*	-	-	-	-	-/-
DP McLachlan	2	1	-	0	-	-	-	0.00	2/-
JB Neill	1	1	-	0	-	-	-	0.00	-/-
MJM Green	1	-	-	0	-	-	-	-	-/-
AN Pine	1	-	-	0	-	-	-	-	-/-
OF Ritchie	1	-	-	0	-	-	-	-	-/-
NJ Ryall	1	-	-	0	-	-	-	-	1/-
BA Saw	1	-	-	0	-	-	-	-	1/-
SC Steele	2	-	-	0	-	-	-	-	1/-

Third Grade Bowling

Player	Overs	Maidens	Runs	Wickets	Average	Best	5 Wkts.
TM Cramb	96	11	348	20	17.40	7-44	1
MT Stubbings	55.4	10	191	14	13.64	4-52	-
BJ Lester	39	9	123	11	11.18	5-51	1
DE Burgess	34.2	6	104	10	10.40	5-28	1
LG Busby	69	8	230	9	25.56	3-41	-
SD Grummitt	48.4	1	183	7	26.14	3-28	-
NM Ephraims	43	7	193	7	27.57	2-24	-
NM Francis	42	7	98	6	16.33	2-10	-
AWC Thompson	38	8	100	5	20.00	2-16	-
A Lankowski	40	3	158	4	39.50	2-32	-
TB McPhee	9	3	35	4	8.75	4-35	-
AC Lynch	34	-	139	3	46.33	2-32	-
LJ McRae	20	4	60	2	30.00	1-10	-
TC Jones	10	3	19	2	9.50	2-19	-
AN Pine	10	-	38	2	19.00	2-38	-
SC Steele	9	-	51	2	25.50	1-15	-
BD McLachlan	7	2	33	2	16.50	2-33	-
MJ Elmes	18	-	107	1	107.00	1-43	-
BA Saw	10	-	30	1	30.00	1-30	-
ON Lynch	8	-	23	1	23.00	1-23	-
AM Samvedi	8	-	47	1	47.00	1-47	-
LC Bristow	12	1	41	-	0.00	0-15	-
JM Francis	8	5	15	-	0.00	0-15	-
J Dascombe	7	-	29	-	0.00	0-29	-
MJM Green	4	-	23	-	0.00	0-23	-
LJ O'Hare	3	-	8	-	0.00	0-8	-
MR Blinkhoff	2	-	10	-	0.00	0-10	-
GD Jennings	2	-	25	-	0.00	0-25	-
GW Mitchell	2	-	15	-	0.00	0-15	-
IC Lynch	1	-	10	-	0.00	0-10	-



Third Grade after having defeated South Brisbane in Round 6 at Peter Easton Oval

FOURTH GRADE – The Bob Spence Shield

University of QLD	113.00
Valley	111.00
Toombul	76.00
Redlands	72.00
Western Suburbs	67.00
Northern Suburbs	47.00
Sandgate-Redcliffe	43.00
Gold Coast	38.00
South Brisbane	32.90
Wynnum Manly	28.55

Fourth Grade Captain's Report: Mark Jones

Well, what can I say? There is no better feeling than making it through to the last weekend of the season and saluting an incredible premiership win, particularly one that came with our backs to the wall. And to share the moment with such a great bunch of blokes was even more special. In my 22 years of playing cricket I have never been involved with a better group of guys and the team environment all season was something to savour. It was an absolute privilege to lead these young men and see them rewarded with a well-deserved premiership title, but more about that a little later on.

As has been the case with our 4th grade side over the past 5 seasons, the aim of our team was to create a team with a stable core made up of 'seasoned' grade cricketers, and a number of our top junior talents who had received an introduction into grade cricket in the prior season. The purpose of structuring the team in this manner is to ensure that we create roles for our junior players and support them with players who have been there and done it many times before. This year more than ever I think we achieved the right balance, with the average age of the side winning the grand final being 23 (and this was bumped up by a couple of years thanks to the skipper and Corey Baker).

Week to week we spoke about cricket as being a game of basics and that if we performed the basics better and for longer than our opponents, the results would take care of themselves. Our batting focused on time, putting a high price on our wicket, and cashing in when the opposition started to tire. Equally, our bowling approach was about consistent lines, not bowling too many 'four' balls and waiting for our opponents to make the mistakes. This was then supported by our focus on creating pressure in the field and taking as many of the chances and half-chances that came our way.

And our results for the season show just how successful we were in achieving these goals:

- In terms of our batting we scored 3,304 runs for the season for the loss of only 109 wickets, meaning that our average runs per wicket was 30.31. We also batted for 930 overs, scoring our runs at an average of 3.55 per over.
- In terms of our bowling we restricted all of our opponents to 2,074 runs for the season whilst taking 135 wickets, meaning that each of our wickets therefore cost us only 15.36 runs, nearly half of our runs scored per wicket. These wickets came as the result of pressure built through bowling 727 overs but only conceding an average of 2.85 runs per over.

It is no wonder why we went through the season dropping only the one limited overs game.

Full credit needs to go all of the 34 players who represented the VDCC 4th grade side throughout the year. Although many of these players only played in a couple of games, they came in and contributed to the team's success throughout the year. And it was great to see a number of our junior talents getting a taste for higher grade senior cricket, including Harry Beath, Jake Coolwell, Sammy Cousar, Declan Curran, Bill Kruip, Kuyen Lewis, Jackson Plumb, Ashwin Raj, Oliver Ritchie and Donal Whyte. I look forward to seeing these guys develop further over the coming seasons and pushing for higher grade honours.

However the success of the team was built around a core group of 12 players (including the skipper) who played a large number of the games, which allowed us to build a team where everyone had a designated role.

- Brock "Rig" McLachlan came into 4s at the start of the season after a solid season in 6th grade last year. As a 17 year old, Brock was thrown into the opening role, a role he is perfectly suited to as his game combines a beautiful technique early (looks very solid when playing through the 'V'), with an ability to accelerate the scoring once he is in. Brock had a fantastic season scoring 352 runs at an average of 35.20. It was an absolute privilege watching Brock score his maiden grade ton of 110 against Souths, which earned him a promotion to 3's for a large part of the season. I look forward to your progress in the higher grades in the years ahead. A fantastic year mate and keep working on that rig of yours during the off season.
- Laurie "Pup" Bristow was another youngster (16) who graduated to 4's after a fantastic season in 6's last year. A natural opener, Laurie's greatest strengths are his temperament and work ethic. Laurie works extremely hard at his game and has a bright future ahead of him. In between his school cricket commitments, Pup contributed 262 runs at an average of 43.67. His season was highlighted by a fantastic debut grade hundred of 114 not out against Toombul where he batted through an entire day, guiding the team to a score of 8 for 253 declared. You know you have earned your stripes as an opener when you can bat through an entire day. I look forward to your progress in the higher grades in the years ahead.
- Nick "Creeper" Ryall came into 4's after a successful campaign in 5's last season. When not lurking around the dressing rooms causing all sorts of trouble, the Creeper spent his year mixing between opening and first drop.

Nick enjoyed a solid season, scoring 260 runs at an average of 20. These stats probably don't do him justice, as he often got the team off to a solid start without going on to get a big score, but his platform enabled team mates following to cash in. The Creeper was also a part of the best cordon in lower grade cricket, taking 7 catches, usually standing at 3rd grip, and not many chances went down. Nick also made a significant contribution to the team environment, often being the centre of many laughs. A great season Creeper and it was a pleasure having the No.1 draft pick in my side.

- Alex "Thommo" Thompson spent the early part of the season in 3's until a fall out with his skipper and house mate meant Thommo asked for a demotion into 4's. Thommo must have found something to his liking in 4's, because the 44 runs he had scored at an average of 11 in 3rd grade were forgotten as he went about compiling a fantastic season in 4's, scoring 346 runs at an average of 34.60 and also chipping in with 7 wickets with his darts. He makes batting look effortless at times and the power he generates from some of his shots is incredible. Unfortunately for Thommo, the curse of the 90's struck him again during the season when he was dismissed on the boundary for 93 against Souths. A fantastic season mate and as always it was a pleasure having you in the side.
- Bobby "Dobby" Donker was Mr Reliable for us in season 2014/15. I reckon Bobby probably enjoyed his best season in the past few years and 316 runs at an average of 31.60 reflect this. It was great to see BD scoring runs, but just as important were the 9 catches he took for us standing at 2nd grip (we won't talk about the ones that went down). Unfortunately for BD he also suffered the curse of the 90's in the semi when he was dismissed for 98, but in his defence, his lovely partner Jade had just turned up to watch and Elmesy our 13th man, had promised he would look after Jade was Bobby was batting. I don't think Bobby trusted Elmesy, so thought he'd better come off to take care of Jade himself. It was a fantastic knock nonetheless. It was an absolute pleasure sharing another flag with you BD, 8 years after our first. I look forward to a few more in the years ahead.
- Lachie "Tinder" Tindall was our third graduate from the 6th grade academy, where he had capped off a fantastic last season with a hundred in the grand final. Lachie enjoyed a very solid season in 4's where he combined 209 runs at an average of 20.90 with 12 wickets at an average of 15.92. On many occasions he threatened to tear a game apart with the bat, but unfortunately for Lachie he never quite achieved the big score that he is more than capable of. But two bags of 4 wickets showed that he could impact a game with the ball even when things were not going his way with the bat. Lachie has a very bright future ahead of him and I hope he can take his cricket to the next level. It was a pleasure having you in the side mate and thank you for giving us a reason to create a 4th grade Facebook group that led to many hours of absolute trash talking.
- Corey "Bakes" Baker joined us for the second half of the season. After many years away from the club he travelled down from Toowoomba every weekend to play with us. He came into the side and straight away became Mr Reliable. His stats for the year read 71 overs, 134 runs conceded at an economy rate of 1.89 per over and 15 wickets taken at an average of 8.93. Whenever the game was getting tight, it was great knowing that I could throw the ball to Bakes to either stem the flow of runs or take the key wicket. He is also more than capable with the bat and we saw some glimpses of this, although I am sure Corey would have loved to convert a couple of his starts into some bigger scores. I hope to see you back down at the club again next year.
- Nick "Buckets" Ephraims floated between 3's and 4's for the majority of the season and always made an impact whether it be with bat, ball or his "buckets" in the gully. 202 runs at an average of 33.67 combined with 16 wickets at an average of 10.19 and an economy rate of 2.38 are incredible stats for an all-rounder. His runs always come quickly and on a couple of occasions he took the game away from the opposition with a quick fire innings. He also had a knack of taking the big wickets in games and could always be relied upon to come back for multiple spells even late in the day when most other bowlers would be fatiguing. A great season mate and hopefully you can take your game to another level next year.
- Alex "Fabio" Lynch graduated from a season in 5th grade last year and had a breakout season in 4th grade. His bowling appeared to have a little more 'zip' to it and his ability to move the ball meant he was a much more dangerous proposition for opposition batsman. He also chipped in with some very handy lower order runs, none more so than in the big one, and has the ability to develop into a genuine all-rounder in the future. His stats for the year with the bat read 130 runs at 32.50 and with the ball 13 wickets at an average of 14.46 and an economy rate of 3.07. Lynchy's hard work was rewarded with a number of games in 3's and hopefully he can take his game to another level next year. Fabio also thrilled us with stories of his many successful ventures with the females, although by the end of the season a few of us were questioning whether Lynchy's definitions of dates were the same as everyone else's. But a fantastic season mate and look forward to watching your continued progress next year.
- Trent "Bananas" Jones played an unsung role for the team in 2014/15. With the ball he offered a point of difference to our attack, being a left arm medium (this is stretching the truth) bowler who could hoop the ball around both ways. It doesn't matter how quick the ball is bowled, as soon as it starts swinging it is amazing how many batsmen struggle. His 13 wickets came at a cost of 22.46 apiece but his economy rate of 2.69 meant that wickets were often taken at the other end. He also placed a high price on his wicket and was involved in some key lower order partnerships, particularly against Redlands. His 89 runs were scored at an average of 29.67 (loves the red ink). There was also 5 snared at 1st grip and he has become a very reliable part of the cordon over the past couple of seasons. A fantastic season mate and glad you finally got a flag after a few attempts. A tip for next Burge night though, pace yourself and don't mix so many drinks.
- Matt "DJ" Walter has played in 4's with me for the past few seasons and has always threatened to turn games on their head with the ball, without quite managing to do so. Well he finally broke through that barrier and enjoyed a breakout year including his maiden grade "Michelle" against Wests,

which he followed up with another in the semi final against Toombul. DJ was my 'go to' man for the majority of the year and bowled the most number of overs of any bowler by far. His stats for the year show how brilliantly he bowled. In the 168 overs he bowled he conceded only 358 runs at an economy rate of 2.13. But most importantly he took 28 wickets at an average of 12.79. A fantastic season mate and I know how much winning a premiership meant to you, so I am glad we got it done for you. Thanks as well for providing the beats every week to liven up the dressing room. Look forward to seeing you down at the club again next year.

The Semi Final

We finished the regular season in 2nd place despite only losing one limited overs game due to some points we lost thanks to weather events through the season. This meant we hosted Toombul on Peter Easton Oval who had stormed home into 3rd spot on the back of about 5 straight wins. But I was confident we could get the job done as we had played most of the top teams post-Christmas and were battle hardened when it came to playing competitive cricket. As the higher placed side we simply needed a draw to progress to the grand final.

The story of the semi would read that we lost the toss, were asked to bat on a highway and batted for 143 overs to compile a score of 443 headlined by Bobby Donker (98) and Alex Thompson (68). Valuable contributions also from Lachie Tindall (38), Laurie Bristow (27), Alex Lynch (33), the skipper (45) and Trent Jones (32 not out). This meant Toombul had 26 overs to score 444 runs. After 20 overs they had managed 6 for 82 with Matt Walter snaring 5 for 30 off 10 straight overs before play was abandoned. The draw was enough to get us through to the grand final where we would play Uni at St Lucia No.2.

The Grand Final

It was definitely a battle of the two best teams when we came up against Uni in the grand final, as we had both only dropped one game for the season. In our regular season game against Uni we posted 190 and they were 2 for 15 in reply, before the big hail storm in November washed out week 2, meaning the game ended in a draw and neither side could claim bragging rights. Uni were also strengthened by their 1st, 2nd and 3rd grade sides also playing in the grand finals, which meant they had 3 players coming back into their side who had played 3rd grade virtually all year.

Turning up to the ground on day 1 I was expecting to be greeted by a Reevsie 'belter', but this was not to be the case. There had been an overnight shower with some moisture having gone through the top cover and soaked the hessian as well as the pitch. I could tell that the deck had a lot of moisture in it and with the overhead conditions also being favourable, I was seriously considering bowling if I won the toss. But as I walked up to toss the coin I convinced myself we should bat as runs on the board in a final are critical. As it was I didn't win the toss and Uni had no hesitation in asking us to bat.

Before we batted I spoke to the boys about the need to hang tough, knowing that the conditions would improve the longer time went on, and with plenty of batting in the shed (in fact we batted all the way to 10), wickets in hand rather than runs scored would be crucial. Brock and Nick went in and got us through to the first drinks break. Although we were only 26 off 15 overs they were doing the job for us. Unfortunately none for 26 soon became 3 for 37 as first Brock, then Nick and then Bobby fell in the space of six overs. Thommo and Lachie Tindall then combined to guide us to 3 for 48 when a large storm hit, which ultimately saw play abandoned for the day after only 30 overs.

Day 2 was scheduled to begin early at 11.00am and with 96 overs scheduled for the remaining 3 days it meant that if the weather held, no play would be lost for the game. Unfortunately about 10 minutes before play was due to start another heavy downpour hit and with the grounds still saturated from the storm the day before, the constant rain for about an hour and a half was enough to see play abandoned for the day. Not the best outcome but it meant that it was now virtually only a first innings game.

We started Day 3 with a grand final breakfast at one of Lynchy's favourite dating spots at Uni, which was an enjoyable affair although I sensed some nerves around the table. Rocking up to the ground we were again greeted by a deck that had a fair amount of moisture in it and an outfield that was very lush. Before play I took the boys aside and told them the game plan from here on in. We still had 192 overs of game time to play and the deck would eventually dry out and improve. Our aim needed to be to bat for at least 80 overs, get 250 runs on the board and then back our bowlers to roll Uni in the 110 overs or so that would be left. The highest score any team had scored against us was 210 and I knew that if we had runs on the board we had an attack that could defend it and also take the ten wickets.

Thommo and Lachie recommenced proceedings at 3 for 48 and again the ball was doing a fair bit. In the first 20 overs of day 3 we had managed to scrape together 22 runs, but unfortunately we had lost 4 wickets in the process. 7 for 70 against an attack that had its tail up and on a pitch that was still offering a fair bit to the bowlers was not exactly what I was hoping for. When Lynchy strode out at number 9 to join me, I spoke to him about just batting time, tiring the bowlers and waiting for conditions to improve. At this point I was thinking that we somehow had to get to 150 to at least give us some total to defend.

What transpired over the next 56 overs was beyond even my wildest hopes. Lynchy and I managed to hang tough and ride our luck a little (Lynchy feathered one to the Uni keeper standing up to the stumps on about 15 which thankfully was put down). By the time I departed in the 102nd over we were in the much stronger position of 8 for 183 and more importantly had taken all the momentum away from Uni. Lynchy eventually fell about 6 overs later for a brilliant 71, which came off 185 balls and was compiled over nearly 4 hours. Talk about coming of age. We were eventually bowled out by Uni for 199, which on a normal outfield would have been worth 270 at least (7 boundaries in our entire innings shows just how lush the outfield was).

Having executed part 1 of the game plan and getting a score on the board, we were left with 111 overs to bowl. We needed to restrict Uni to less than 199 and take ten wickets to take home the flag. This would be no easy task against a strong Uni line up on a deck that had by now flattened out considerably. The 15 overs we had at Uni at the end of day 3 were going to be massive and we needed to make some early inroads.

And make some inroads we did. By the time stumps were drawn at the end of day 3, Uni were reeling at 4 for 19 off 15 overs. Matty Walter bowled a brilliant spell of 3 for 17 off 8 overs and was superbly supported by Corey Baker who kept things tight in his spell of 7 overs 1 for 1. Lachie Tindall took a brilliant snare in the gully when their number 3 bat slashed hard at a wide full one, the ball flying to Lachie's right. Given it was getting dark, it was a fantastic catch and ensured that we gave Uni nothing. In the space of five hours on Day 3 we had changed the momentum of the game. We were certainly well on top but by no means was the game ours.

Day 4, the final day of our season, and the one day that would determine whether everything that had gone before in the season meant everything or nothing. We spoke about being patient, knowing that there would be times Uni would put together a decent partnership and that it was important we stayed alert during these times to take the half-chance when it came and ensure Uni never got on top.

Uni batted through the first 16 overs without losing a wicket but only managed to add 22 runs in this time. In the next ten overs we managed to pick up two wickets, the first to Nick Ephraims and the second to Corey Baker to have Uni 6 for 45 off 42 overs. We were giving Uni nothing whilst still taking wickets, which was exactly what we needed to do. The nightwatchman was becoming a nuisance, especially after being given not out when nicking up, although he wasn't hurting us by scoring runs.

The 7th wicket partnership for Uni managed to last for the next 18 overs until Nick Ephraims struck in the 60th over to have Uni further on the ropes at 7 for 78, not too dissimilar to the position we found ourselves in the day before. As we went to the tea break we needed 3 more wickets to take home the flag. It was a hot day, the wicket was flat, the ball was getting old, and Uni had by now shut up shop and were looking to hang on for draw. I spoke to the boys about needing to have one last push to finish our season on the highest of highs.

Between the 60th and the 88th overs, Uni's 8th wicket pairing hung tough. We had taken the new ball at 80 overs hoping that this could deliver us the breakthrough we desperately needed. Fortunately their nightwatchman, who by this stage had faced 239 balls, finally made a mistake and chased a wide one. The edge flew low and hard to Bobby's right boot. Given we had been in the field for four and a half hours it would have been easy for Bobby to miss this difficult chance, but he got his hands down low and took a ripper of a catch to once again turn the game in our favour. Uni were 8 for 119 off 88 overs, meaning we had about 23 overs to take the final two wickets as the runs had become irrelevant at this stage.

With Matty Walter and Corey Baker starting to tire I turned to Trent and asked him to deliver something special for us. Sure that a booming inswinger down the leg side was not the something special I had in mind, but fortunately the Uni number 9 who had hung in for a couple of hours overbalanced and the skipper took the leg side stumping. 9 for 119 off 91 overs meant we had 20 overs to take the final wicket. Fortunately we didn't have to wait too much longer and when Nick Ephraims pinned their number 10 dead in front it was all over. The flag was ours.

Singing the song was an amazing feeling, knowing that we had overcome some really tough conditions in the final. We had lost the toss, had to bat first in difficult conditions, recovered from a tough position, and then when it was Uni's turn to bat the pitch had flattened and the days were hotter. But we stuck to our basics of keeping it tight and taking every half chance that came our way. Our bowlers did a fantastic job and their figures reflect just how well they bowled:

- Matt Walter – 28 overs, 13 maidens, 3 for 39
- Corey Baker – 25 overs, 16 maidens, 3 for 19
- Nick Ephraims – 15.3 overs, 7 maidens, 3 for 18
- Trent Jones – 16 overs, 8 maidens, 1 for 20
- Lachie Tindall – 3 overs, 1 maiden, 0 for 10
- Alex Thompson – 6 overs, 4 maidens, 0 for 3.

A fantastic effort from a fantastic bunch of blokes which capped a very memorable season both on and off the field.

Thank you to our numerous supporters throughout the season, in particular thank you to Gillian Bristow, our unofficial team scorer and baker, as well as John Thompson who offered his scoring services for the final. To all of the parents and club members who turned up each week to give your support, thanks to each of you as well. In particular, I would like to thank Mitch Elmes for offering his 13th man services to us for both the semi-final and the grand final. Whilst you didn't get a chance to contribute on the field, you certainly created an enjoyable environment for the boys off the field.

A season such as this could not be so successful without the support and commitment of so many great people around the club. A massive thank you to Pat Culpan, Grant Mitchell and the rest of the club's executive for the great work you do for the club. Equally, a very heart felt thank you to Clinton Kempnich and his amazing Junior Management Committee who ensure that more and more kids are introduced to our great game, mentored and developed and encouraged into the senior fold. The fruits of your hard labour are plain for all to see. We have such a great volunteer group that ensures this great club continues to go from strength to strength.

To Dave Phillips, our tireless groundsman, thank you for producing the best quality wickets and fields to play on every week. I hope all players at the club realise how fortunate they are to be able to play on such great grounds and enjoy such great facilities and it is largely down to the great work of Dave and his team. There has been no better feeling than rocking up to Norm McMahon Oval every home game and being greeted with an absolutely perfect cricket wicket and field. It is a real privilege for all of us.

To our coaching staff, including Ben Schuhmacher, Steve Gode, and in particular Gavin Brown, thank you for providing such wonderful support which allows our players to improve their skills every week. It was great to see such good results right throughout the club and it comes as no surprise that the teams whose players trained on a weekly basis were our best performed teams. Also a big thank you to Brett Neill and Wayne Smith who did a great job with the Taverner's and Women's teams respectively.

To my fellow selectors, Ben Schuhmacher, Gavin Brown and Steve Farley, thank you for your invaluable help and support throughout the year. There is no greater challenge than trying to field 10 balanced teams across senior grades and sub-districts cricket (particularly post-Christmas) and yet we somehow managed to achieve it. You are the invisible people behind the scenes who make things happen and all of your efforts are much appreciated.

Congratulations to our other premierships winners, Jim Whyte and his 5th grade side and Jon Malone and his 6th (2) grade side. Both Jim and Jon, together with other senior players, created an environment where many of our best young junior cricketers could learn what playing senior cricket is all about and I am sure we will see many of these young guns go on to bigger things in the future. Congratulations also to Clinton Kempnich and his 6th (1) grade side who unfortunately fell at the final post but again created a wonderful environment for our talented juniors to learn the ropes and thrive.

To all other players and supporters, thank you for making our club such a great one. It is a great privilege to be involved with such a group of young men and I look forward to seeing each of you back again for season 2015/16.

Mark Jones

FOURTH GRADE PREMIERSHIP STATISTICS

Premiership:	Premiers
Matches played:	15: Won 1st innings 12, Drawn 2, Lost 1st innings 1
Records:	8th wicket partnership 113 runs MT Jones & AC Lynch

Fourth Grade Batting

Player	Matches	Innings	Not Outs	Best Score	100s	50s	Runs	Average	Catches/Stumpings
BD McLachlan	9	10	-	110	1	2	352	35.20	2/-
NJ Ryall	15	14	1	45*	-	-	260	20.00	7/-
LJ Tindall	15	11	1	48	-	-	209	20.90	3/-
MT (Mark) Jones	15	9	1	45	-	-	177	22.12	22/1
TC Jones	14	10	7	32*	-	-	89	29.67	5/-
BR Donker	13	13	3	98	-	2	316	31.60	9/-
MG Walter	13	6	-	29	-	-	44	7.33	1/-
AWC Thompson	11	12	2	93	-	2	346	34.60	3/-
AC Lynch	8	6	2	71	-	1	130	32.50	1/-
LC Bristow	7	8	2	114*	1	-	262	43.67	4/-
NM Ephraims	7	6	-	64	-	1	202	33.67	2/-
CD Baker	7	6	1	24	-	-	62	12.40	2/-
EMT Etheridge	5	-	-	0	-	-	-	-	-/-
DJ Tarabay	4	4	1	13	-	-	33	11.00	1/-
CD Pereira	3	2	-	65	-	1	74	37.00	2/-
TJ O'Rourke	3	1	-	24	-	-	24	24.00	-/-
OF Ritchie	3	1	1	5*	-	-	5	-	1/-
WP Koskela	2	2	1	75*	-	1	120	120.00	1/-
KPV Lewis	2	2	1	48*	-	-	54	54.00	1/-
TB McPhee	2	2	-	39	-	-	44	22.00	-/-
SJ Cousar	2	2	1	39*	-	-	43	43.00	2/-
AE Raj	2	2	-	13	-	-	22	11.00	1/-
HJ Beath	2	1	-	0	-	-	-	0.00	-/-
MJ Kennedy	2	-	-	0	-	-	-	-	-/-
JM Francis	1	1	1	70*	-	1	70	-	-/-
JR Jeha	1	1	-	42	-	-	42	42.00	-/-
A Lankowski	1	1	-	17	-	-	17	17.00	-/-
DP Curran	1	1	-	7	-	-	7	7.00	-/-
LJ McRae	1	1	1	2*	-	-	2	-	-/-
WJ Kruip	1	1	-	2	-	-	2	2.00	-/-
JPH Coolwell	1	-	-	0	-	-	-	-	1/-
JM Plumb	1	-	-	0	-	-	-	-	-/-
K Rubin	1	-	-	0	-	-	-	-	-/-
CM Skinner	1	-	-	0	-	-	-	-	-/-
MT (Matthew) Jones	1	-	-	0	-	-	-	-	-/-

Fourth Grade Bowling

Player	Overs	Maidens	Runs	Wickets	Average	Best	5 Wkts.
MG Walter	168	13	358	28	12.79	5-20	2
NM Ephraims	68.3	7	163	16	10.19	4-14	-
CD Baker	71	16	134	15	8.93	3-12	-
TC Jones	108.3	8	292	13	22.46	3-11	-
AC Lynch	61.2	-	188	13	14.46	3-46	-
LJ Tindall	50.2	1	191	12	15.92	4-7	-
AWC Thompson	39	4	119	7	17.00	3-46	-
TJ O'Rourke	25.4	-	64	7	9.14	5-44	1
JM Plumb	8	-	13	7	1.86	7-13	1
HJ Beath	14	-	36	5	7.20	3-5	-
TB McPhee	13	-	31	4	7.75	3-17	-
MJ Kennedy	22.1	-	88	3	29.33	2-33	-
OF Ritchie	19	-	77	3	25.67	1-5	-
AE Raj	3	-	9	2	4.50	2-9	-
EMT Etheridge	31	-	107	-	0.00	0-8	-
WP Koskela	6	-	23	-	0.00	0-23	-
JPH Coolwell	5	-	17	-	0.00	0-17	-
K Rubin	5	-	17	-	0.00	0-17	-
A Lankowski	3	-	32	-	0.00	0-32	-
LC Bristow	2	-	15	-	0.00	0-15	-
MT(Matthew) Jones	2	-	14	-	0.00	0-14	-
WJ Kruij	2	-	13	-	0.00	0-13	-



Fourth Grade after defeating University in the Grand Final

FOURTH GRADE FINAL
VALLEY v University of Queensland
21, 22 & 28, 29 March 2015, St Lucia

Valley Batting	First Innings	Runs	Second Innings	Runs
NJ Ryall	c. MS Cornelius b. J Grady	16		
BD McLachlan	c. MS Cornelius b. L Miles	14		
AW Thompson	c. L Border b. J Grady	20		
BR Donker	b. J Grady	1		
LJ Tindall	c. MS Cornelius b. CJ McNamara	8		
LC Bristow	c. MS Cornelius b. L Miles	4		
C Baker	b. L Miles	0		
MT Jones	c. MS Cornelius b. L Miles	40		
AC Lynch	c. CC Oliver b. L Miles	71		
TC Jones	not out	3		
MG Walter	c. L Border b. CJ McNamara	0		
NM Ephraims	dnb			
	Extras (nb 5, w 11, b 1, lb 5)	22		
	TOTAL	199		

University of QLD Bowling	First Innings	Runs	Wkts.	Second Innings	Runs	Wkts.
	Overs	Mdns.		Overs	Mdns.	Runs
CJ McNamara	24.0	8	54	2		
S Stirling	24.0	9	34	0		
J Grady	19.0	9	29	3		
L Miles	22.0	9	29	5		
M Watter	12.0	4	25	0		
S Gregory	6.0	1	9	0		
CJ Mack	2.0	0	13	0		

University of QLD Batting	First Innings	Runs	Second Innings	Runs
L Border	c. NJ Ryall b. MG Walter	3		
J Grady	c. MT Jones b. C Baker	1		
S Gregory	c. LJ Tindall b. MG Walter	4		
M Rosen	dnb			
M Watter	c. MT Jones b. MG Walter	3		
CC Oliver	b. NM Ephraims	10		
L Miles	c. BR Donker b. C Baker	32		
CJ Mack	c. MT Jones b. C Baker	7		
D Jones	lbw b. NM Ephraims	14		
MS Cornelius	st. MT Jones b. TC Jones	18		
CJ McNamara	not out	4		
S Stirling	lbw b. NM Ephraims	0		
ES Ryan	dnb			
	Extras (nb 0, w 13, b 10, lb 4)	27		
	TOTAL	123		

Valley Bowling	First Innings	Runs	Wkts.	Second Innings	Runs	Wkts.
	Overs	Mdns.		Overs	Mdns.	Runs
MG Walter	28.0	13	39	3		
C Baker	25.0	16	19	3		
NM Ephraims	15.3	7	18	3		
TC Jones	16.0	8	20	1		
LJ Tindall	3.0	1	10	0		
AW Thompson	6.0	4	3	0		

Match Result: Valley defeated University of Queensland
Toss Won by: University of Queensland (elected to bowl first)
Captains: MT Jones (V) & CC Oliver (U)
Valley Man of Match: AC Lynch
Umpires: J Griffith & M Branch
Valley Scorers Gillian Bristow & John Thompson

VALLEY DISTRICT CRICKET CLUB

AFFILIATED WITH THE QUEENSLAND CRICKET ASSOCIATION

ESTABLISHED 1897



BOB SPENCE SHIELD (FOURTH GRADE) PREMIERS 2014/2015

Back Row: Grant Mitchell (Secretary), Trent Jones, Alex Lynch, Corey Baker, Nick Ephraims, Brock MaLachlan, Peter Easton (President), Pat Culpan (Chairman).

Front Row: Alex Thompson, Nick Ryall, Bob Donker, Mark Jones (Capt), Matt Waller, Lachie Tindall, Laurie Bristow.

Chairman/Treasurer: Pat Culpan, Secretary: Grant Mitchell, Patron: Allan Border, President: Peter Easton, Vice Presidents: Geoff Trivett, Gill Chapman, Keith Dudgeon.

FIFTH GRADE – The Roy Tanner Shield

University of QLD	112.0
Valley	104.0
Northern Suburbs	74.0
Western Suburbs (2)	72.0
Redlands	72.0
Wynnum Manly	52.9
Sandgate - Redcliffe	46.5
Western Suburbs	43.9
Toombul	43.0
South Brisbane	25.9

Fifth Grade Captain's Report: Jim Whyte

The 2014/2015 season was a great season for Fifth Grade. It highlighted what can be achieved with the right blend of youth and maturity. It has also showcased what an incredible depth of young talent our club has. It is an embarrassment of riches that must be the envy of every other club. I do not envy the selectors in coming years when we have to select our grade teams.

We started the season all having to introduce ourselves and finished it all turning up and fighting for each other. Never did we cross the line in terms of playing in the right spirit, despite being baited on many occasions. We took it in our stride and let the results speak for themselves.

In our first match, a one dayer against Norths at Norths, we lost the toss and fielded. We toiled hard on a road with a very fast outfield and Norths posted an impressive 8/220. We started a little tentatively, however the middle order picked up the pace and Matt McFadden (61), Chris Robinson (47) and Danny Tarabray (33) got us close and the winning runs were hit in the dark with 8 down. A good chase to get us off the mark.

The second game saw us back at home against Sandgate. We won the toss and duly batted. Sandgate were never in the game after our top order posted an imposing score. Danny Tarabray (101*), Craig Pereira (85), Cameron Skinner (52), Kuyen Lewis (42), got us to 4/306. Sandgate were never really in the game and Don Whyte, Alex Lynch and Harry Beath each bagging three poles, to leave Sandgate all out for 208. A solid performance, with some of the young guard making telling contributions.

Game three saw Matt McFadden at the helm in a game against Souths at Souths. By all accounts the wicket left a bit to be desired and some interesting calls almost producing an outright win for us, but alas it was a first innings loss, to the eventual wooden spooners!! Souths Batted and posted a modest 162, with Kasper Rubin taking 3 and Harry Beath and Ashwin Raj getting two apiece. We were dismissed for 118, with Ashwin contributing a remarkable 75 of that paltry total. Once again the younger generation coming to the fore. Souths made just 94 in the second dig with Kasper and Jake Coolwell taking 3 apiece and Andrew Ball 2. Unfortunately we ran out of time and finished 5/65 in chasing the victory target of 138.

Game 4 saw us get our revenge with a bonus point win against Souths in a one dayer at home. Souths batted first and managed 153 all out. We passed them 4 down in the 30th over. Cam Skinner (36) and Matt McFadden (31) were the main contributors with the bat. Harry Beath took three wickets and the rest were shared around.

Game 5 was at 7th Brigade park vs Toombul. We did well to restrict them to 146 in the first innings, with Emmanuel Etheridge taking 4 wickets and Jim Whyte 3. We were bowled out for 203 with 20's and 30's through the card. We fell short of bowling them out again, having Toombul 7/96 in the second innings with Jim Whyte taking 3 and Don Whyte 2.

Game 6 was back at home for the return one day match against Norths. An excellent team bowling and fielding effort saw us restrict them to 110 runs. K. Rubin, J. Whyte and E. Etheridge with 2 wickets apiece. We passed the score with a double bonus point in the 20th over. Ashwin Raj (30), Kuyen Lewis (28 no) and Matt McFadden (26*) steering us home.

Game 7 was a top of the table clash with our eventual grand final opponents Uni. Unbeaten thus far, Uni won the toss and put us in at home. We proceeded to put on 241. Sam Cousar (86) and Cam Skinner (50) getting us off to a steady start before the hostile Uni attack ripped out the middle order for not many. The tail however waggled and Harry Beath, Don Whyte and Jim Whyte added 40 valuable runs to the total for the last two wickets. We bowled really well against the premier batting line up in the comp and dismissed them for 224, handing them their first defeat. Jake Coolwell had the ball on a string and collected 5 and Don Whyte took 3.

Game 8 was the point in our season where I believed we could go all the way. We played Wests (2) at home, another top 3 side with only a single loss. We batted first and managed to post 238. Our top order was very solid, the top 5 making 224 of the total with Oliver West (85*) and Fergus Rees (56) the top contributors. Wests then proceeded to blunt our attack and got to 0-156 at lunch. We were very disciplined with our bowling and eventually took a couple of wickets. The rest of the Wests order collapsed in the face of mounting pressure and we bowled them out for 212. It was a great fighting effort. Kasper the "cinnamon Danish" Rubin took 7 wickets in an excellent performance.

Game 9 was washed out.

Game 10 was against Wynnum and having bowled them out for 169 (Harry Willmington and Bill Kruij with 3 wickets each) were on target for another victory at 2/89. The rain came down the next weekend and the game was abandoned.

Game 11 was a trip to Redlands. We batted first on a sticky deck and were bundled out for 124. However the Diehard spirit shone through and with a monumental bowling effort we bowled them out for 116. Jake Coolwell 3 wickets and Kasper Rubin 2 wickets. The day belonged to the team though, with a great all round effort. In our second innings we reached 8/156 with Craig Pereira making 46 and Harry Beath stranded on 49 not out at close of play.

Game 12 was at Redlands again for a one day game and our second loss of the season. We had to rely on some reserves to play as the higher grades needed some of our players. This meant that the Whyte family had three members on the park, with Hayden making his grade debut. We managed a commendable 8/162 with Oliver West (26), Kuyen Lewis (36) and Matt McFadden (37) the top contributors. Redlands chased down the target 6 down in the 39th over.

The last round saw us take on Wests (1). We were fortunate to win the toss and put Wests in to bat on what looked like a minefield. As it turned out it was not a bad deck, however the Wests batsmen had it in their heads it was. We bowled them out for 135 with Jake Coolwell 4 wickets and Kasper Rubin 3 wickets respectively. We proceeded to make 7/209 with 20's and 30's through the order.

The first Semi-final saw us host Norths. Norths won the toss and batted on a good deck. They got off to a great start with the top three making 180, but again our dogged effort in the field restricted them to be all out for 206. Jake Coolwell took 4 wickets. Our chase was excellent, with our top order a study of concentration. We passed them 4 wickets down in a very well-paced innings. Craig Pereira (77*) was the mainstay of the innings. The rest of the order all chipped in with 30's and we were on our way to the Grand Final!

For the Grand final we travelled to University. We lost the toss on a very overcast and gloomy day with a sticky wicket and found ourselves batting. At 3/9 I had some doubts about our ability to pull this one off. Somehow we managed to make it to 6-98 before the heavens opened and the field turned into a duck pond. The rest of the weekend was rained off.

We turned up on a sunny day 3 and managed to eke out 140, with Cam Skinner (61) Oliver West (26) and Matt McFadden (24) grinding out a score for us. Don Whyte took the new ball and with a peach of a delivery, nicked up the Uni opener and Cam Skinner took a blinder at first Slip to have them 1 down after one ball. This set the tone and they were 3/20 in short order, Don with 2 wickets and a direct hit run out. We brought pressure to bear again with all the bowlers bowling brilliantly to bowl out University for 116. Harry Beath 3 wickets, Don Whyte and Jake Coolwell two each doing the damage.

We then batted for 103 overs, leaving Uni 310 to make in 26 overs. Cam Skinner (55) Jake Coolwell (52) were the highest scorers, but the whole team spent time at the crease and contributed with 30's and 20's. Uni conceded after being reduced to 7/90 and we were Premiers.

This was a great season to be a part of. A team of relative strangers of various ages, but mainly youngsters, gelled into a tight effective unit who really enjoyed playing cricket together in great spirit. We played it hard and we played it straight.

To all the young players in the side, I doubt we will all be together again next year, as you will inevitably move up the grades. Be patient, work hard, take your chances, but most importantly enjoy playing the game.

Thanks for a great season.

Jim Whyte



Fifth Grade after defeating University in the Grand Final

FIFTH GRADE PREMIERSHIP STATISTICS

Premiership:	Premiers
Matches played:	15: Won 1st innings 12, Drawn 1, Lost 1st innings 2
Records:	Nil

Fifth Grade Batting

Player	Matches	Innings	Not Outs	Best Score	100s	50s	Runs	Average	Catches/ Stumpings
CM Skinner	15	17	1	61	-	4	461	28.81	7/-
MG McFadden	14	14	3	61	-	1	282	25.64	6/-
HJ Beath	13	8	4	49*	-	-	133	33.25	2/-
JR Whyte	13	8	4	18*	-	-	61	15.25	5/-
CD Pereira	11	13	2	85	-	3	362	32.91	-/-
DJ Tarabay	11	13	3	101*	1	-	320	32.00	2/-
DM Whyte	10	7	2	18*	-	-	37	7.40	3/-
OG West	8	10	2	85*	-	1	268	33.50	6/1
SJ Cousar	8	12	1	86	-	1	211	19.18	5/-
JPH Coolwell	8	9	2	52	-	1	129	18.43	5/-
K Rubin	8	6	2	12*	-	-	40	10.00	4/-
KPV Lewis	7	8	1	53	-	1	228	32.57	4/-
JGF Horswill	7	5	-	29	-	-	37	7.40	8/3
AE Raj	6	7	-	75	-	1	190	27.14	2/-
CJ Robinson	5	4	2	47	-	-	74	37.00	2/-
EMT Etheridge	5	3	-	17	-	-	19	6.33	-/-
WJ Kruip	5	4	-	16	-	-	17	4.25	1/-
FL Rees	3	3	-	56	-	1	61	20.33	-/-
BA Pendergast	3	1	-	7	-	-	7	7.00	-/-
DG Mander	2	1	-	36	-	-	36	36.00	-/-
PB Lock	2	1	-	6	-	-	6	6.00	2/-
AC Lynch	2	1	-	4	-	-	4	4.00	-/-
BT Wilson	2	1	1	0*	-	-	-	-	-/-
AL Ball	2	2	1	0*	-	-	-	0.00	-/-
HP Willmington	2	-	-	0	-	-	-	-	2/-
DP Curran	1	1	-	34	-	-	34	34.00	-/-
SA Rees	1	1	-	18	-	-	18	18.00	-/-
ST Thwaites	1	1	-	11	-	-	11	11.00	-/-
OF Ritchie	1	1	-	0	-	-	-	0.00	-/-
AR Horgan	1	-	-	0	-	-	-	-	-/-
MJ Kennedy	1	-	-	0	-	-	-	-	2/-
TJ O'Rourke	1	-	-	0	-	-	-	-	-/-
PD Sherman	1	-	-	0	-	-	-	-	-/-
XL Thornton	1	-	-	0	-	-	-	-	2/-
HG Whyte	1	-	-	0	-	-	-	-	-/-

Fifth Grade Bowling

Player	Overs	Maidens	Runs	Wickets	Average	Best	5 Wkts.
JPH Coolwell	111.4	39	214	25	8.56	5-40	1
K Rubin	109.5	29	226	22	10.27	7-38	1
HJ Beath	130	28	359	18	19.94	3-20	-
JR Whyte	125.5	23	406	17	23.88	3-14	-
DM Whyte	86.3	17	315	16	19.69	3-35	-
EMT Etheridge	64	15	163	15	10.87	5-13	1
WJ Kruip	40	9	113	10	11.30	3-18	-
AE Raj	46.3	12	114	6	19.00	2-33	-
MG McFadden	40	1	183	3	61.00	1-13	-
AL Ball	27	6	76	3	25.33	2-16	-
AC Lynch	17	7	50	3	16.67	3-33	-
DP Curran	15	5	20	3	6.67	2-11	-
HP Willmington	7.4	-	34	3	11.33	3-34	-
TJ O'Rourke	10	2	21	2	10.50	2-21	-
BT Wilson	10	3	20	2	10.00	2-11	-
PB Lock	9	-	42	2	21.00	2-38	-
MJ Kennedy	8	1	27	2	13.50	2-27	-
KPV Lewis	12	-	59	1	59.00	1-9	-
CJ Robinson	12	-	59	1	59.00	1-28	-
CM Skinner	7	-	41	-	0.00	0-5	-
SJ Cousar	3	-	10	-	0.00	0-10	-
FL Rees	3	-	17	-	0.00	0-17	-
XL Thornton	2	-	24	-	0.00	0-24	-



Fifth Grade Batting Average Trophy recipient, Oliver West

FIFTH GRADE FINAL
VALLEY v University of Queensland
21, 22 & 28, 29 March 2015, St Lucia

Valley Batting	First Innings	Runs	Second Innings	Runs
SJ Cousar	c. DA Levan b. MJ Gallen	0	lbw b. MJ Gallen	0
CD Pereira	c. DA Levan b. MJ Gallen	1	c. D D'Rosa b. JR McTaggett	5
DJ Tarabay	lbw b. D D'Rosa	2	b. MJ Gallen	32
CM Skinner	c. DA Levan b. MJ Gallen	61	c. S Horn b. JR McTaggett	55
OG West	c. DA Levan b. JR McTaggett	26	c. JR McTaggett b. S Horn	34
JH Coolwell	c. M Marabini b. JR McTaggett	2	b. S Horn	52
MG McFadden	lbw b. MJ Gallen	24	c. DA Levan b. D D'Rosa	9
KP Lewis	c. L Cantwell b. D D'Rosa	1	c. S Horn b. JR McTaggett	33
HJ Beath	not out	11	b. JR McTaggett	26
DM Whyte	c. DA Levan b. D D'Rosa	1	not out	18
JR Whyte	c. DA Levan b. D D'Rosa	8	c. JR McTaggett b. D D'Rosa	10
AR Horgan	dnb		dnb	
	Extras (nb 0, w 2, b 1, lb 0)	3	Extras (nb 1, w 2, b 6, lb 3)	12
	TOTAL	140	TOTAL	286

University of QLD Bowling	First Innings				Second Innings			
	Overs	Mdns.	Runs	Wkts.	Overs	Mdns.	Runs	Wkts.
MJ Gallen	19	3	47	4	27.0	10	43	2
D D'Rosa	13	2	35	4	21.1	4	45	2
JR McTaggett	8	3	22	2	28.5	5	114	4
GM Walter	6	0	24	0	0.0	0	0	0
C Slaughter	4	0	11	0	11.0	3	20	0
C Biggs	0	0	0	0	4.0	0	11	0
S Horn	0	0	0	0	10.1	2	38	2
L Cantwell					11.0	0	6	0

University of QLD Batting	First Innings	Runs	Second Innings	Runs
M Marabini	c. JH Coolwell b. DM Whyte	6	c. MG.McFadden b. DM Whyte	0
C Biggs	c. CM Skinner b. DM Whyte	0	c. O West b. JR Whyte	60
DA Levan	run out	20	c. JR Whyte b. DM Whyte	0
L Cantwell	c. KP Lewis b. JH Coolwell	14	c. MG McFadden b. JH Coolwell	1
J Ormandy	c. & b. HJ Beath	0	c. MG McFadden b. DM Whyte	12
S Horn	b. JH Coolwell	2	dnb	0
S Beu	c. JH Coolwell b. HJ Beath	11	b. JR Whyte	1
CC Slaughter	b. KP Lewis	5	dnb	0
JR McTaggett	b. HJ Beath	20	c. DJ Tarabay b. JR Whyte	6
D D'Rosa	lbw b. JR Whyte	18	not out	5
MJ Gallen	not out	10	dnb	0
GM Walter	dnb		dnb	0
	Extras (nb 1, w 3, b 4, lb 2)	10	Extras (nb 0, w 0, b 0, lb 5)	5
	TOTAL	116	TOTAL	90

Valley Bowling	First Innings				Second Innings			
	Overs	Mdns.	Runs	Wkts.	Overs	Mdns.	Runs	Wkts.
DM Whyte	9.0	2	32	2	6.0	0	35	3
JR Whyte	7.0	0	27	1	6.0	0	45	3
JH Coolwell	12.0	7	9	2	1.1	0	2	1
HJ Beath	11.0	3	33	3	1.0	0	3	0
KP Lewis	3.0	0	9	1				

Match Result: Valley defeated University of Queensland
Toss Won by: Valley (elected to bat first)
Captains: JR Whyte (V) & MJ Gallen (U)
Valley Man of Match: CM SKinner
Umpires: D McAndrew & N Marjason



VALLEY DISTRICT CRICKET CLUB

AFFILIATED WITH THE QUEENSLAND CRICKET ASSOCIATION

ESTABLISHED 1897



ROY TANNER SHIELD (FIFTH GRADE) PREMIERS 2014/2015

Back Row: Grant Mitchell (Secretary), Kuyen Lewis, Donal Whyte, Jake Coolwell, Peter Easton (President), Pat Culpán (Chairman/Treasurer).

Front Row: Oliver West, Harry Beath, Jim Whyte (Capt), Bill Kruij, Sam Cousar, Cameron Skinner. Insets: Jacob Horswill, Matt McFadden, Craig Pereira.

Chairman/Treasurer: Pat Culpán, Secretary: Grant Mitchell, Patron: Allan Border, President: Peter Easton, Vice Presidents: Geoff Trivett, Gill Chapman, Keith Dudgeon.

SIXTH GRADE – The WEP Harris Shield

Valley	139.0
Redlands	96.0
Valley (2)	92.0
University of QLD	85.0
University of QLD (2)	69.0
Wynnum Manly	65.9
Sandgate-Redcliffe	65.0
Northern Suburbs	59.0
Toombul	480.0
Redlands (2)	42.0
Western Suburbs	38.9
South Brisbane	5.0

Sixth Grade (No. 1) Captain's Report: Clinton Kempnich

Each season as skipper, I never think we will end up going as well as I first imagined. Thirty five players took to the field for this side across the season. 17 of those were under 18 and most were under 17. This season the youngest pathway player we have introduced to senior grade was Xavier Thornton at 14. Each and every player contributed something to this side and made the season another enjoyable experience for me and all who played here. For the older blokes to see the youth cricketers grow and learn is always something special.

This year we had another good blend of young and old. Michael 'Prickle' Shinnick, as always my right hand man, provides great assistance and plenty of encouragement to the youngsters. Marty Blackman, besides being a great competitor is also a solid force with positive advice for the young players. The 'army' connections worked very well for the club this year and without their numbers we would have struggled to field sides, let alone be competitive in the later part of the season.

We hit the ground running this year and continued to get better and better with each game. The core players that also included Matt Friend Stu Rees and Blyton Pendergast, added to what was a well-balanced side. There were many highlights, with the ever improving Adam Ball generating some rapid spells of left arm bowling and the all-round ability of Xavo.

I am always delighted to see kids who have never got a "tracksuit" in age competitions excel and flourish in the senior grade format. Connor Maclean was one of these. His keeping continued to improve all year and his keeping up to the stumps reached a high standard (25 catches and 3 stumpings). Having the likes of Stu Rees giving many tips to Connor no doubt helped. His batting helped us out of trouble on a number of occasions too and he proved to be a vocal member of the side if the opposition fired him up.

The post-Christmas return of Donny Mander and Lachy Bartholomew added greatly to the side, both having outstanding seasons. We could always rely on few blokes having a good day out to keep us highly competitive each match. Marty with his diehard bowling and explosive batting, Donny making consistent breakthroughs, Xavo taking great catches, bowling his offies and being as solid as a rock with the bat gave us a great platform from week to week. Added to this we had Mark Brown and Kyle Coleman's solid batting efforts. There were players who came for a game or two and all gave something that shows the absolute depth of talent in this club.

This side was undefeated minor premiers. Only on the odd occasion did we have to come from behind or grind out tough games. Our main opposition came from the other Valley side. We always figured that they would be contenders and thought

they were the only side in the competition that could match us on their day. This proved to be an accurate forecast.

The Semi-Final against Uni, our perennial finals opponent, proved a great toss to win. The idea was not to bat on day 2 on our number three wicket. We won the toss, batted on a good deck with a fast outfield and piled on the runs, Lachy B scoring a brilliant ton. We batted Uni out of the game and they had little time to have a crack. They went down swinging, but well short of an improbable target. Donny cleaned up, earning a "Michelle" with another quick, accurate display.

The GF proved to be another derby game. Having played in many over the years I must admit I do not enjoy these games, as it does not seem right that teammates and friends have to play against each other. Possibly the only downside to having two sides in the one grade. However this match was played in fantastic style and marvellous spirit of cricket.

It seemed that our luck had run out before we even got to the final, with injuries and losing our new ball striker Donny and Kyle (our six hitter) to Military deployment. There were more changes to the side across four days than you could think of.

Both sides wanted to bowl on a very sporty wicket and overcast skies and alas, it all went downhill for us after losing the toss. The ball swung, popped and seamed and the umpires thought it was a good idea to stay on in the rain for 30 minutes, further deteriorating the batting conditions.

The rest is history. Jon Malone's side played solid cricket and kept the upper hand during the match. We had a glimpse of an unlikely win after taking some quick wickets in the last innings, as we defended a small target. However this was snuffed out by some impressive and fearless batting by Pat Chorley and Lachy Kirk. Both are impressive cricketers. We never recovered from our poor first innings and the time lost to rain meant we were always playing catch up. Our opponents played strongly throughout and deserved victory. Congrats to Jon and his team.

To my team, it was not the way we wanted to finish, but there were so many great days and memories which made it all worthwhile. The role of 6th Grade is to develop the next generation of cricketer, whether they are potential First Graders or club journeymen. We achieve this goal every year. Making a Grand Final is fantastic achievement, but is only icing. This grade allows the older brigade to enjoy their cricket and give something back in a friendly and supportive environment.

Congratulations to Jonesy's 4th Grade side and Jims 5th Grade side in grabbing their premierships.

Clinton "George" Kempnich

SIXTH GRADE (No. 1) PREMIERSHIP STATISTICS

Premiership:	Lost in Grand Final
Matches played:	15: Won outright 3, Won 1st innings 10. Drawn 1, Lost outright 1
Records:	Nil

Sixth Grade (No. 1) Batting

Player	Matches	Innings	Not Outs	Best Score	100s	50s	Runs	Average	Catches/Stumpings
MT Blackman	14	16	3	93	-	2	533	41.00	7/-
LJ Bartholomew	6	7	2	115	1	2	305	61.00	7/-
XL Thornton	11	9	2	59	-	1	240	34.29	6/-
ML Shinnick	15	12	1	84	-	2	235	21.36	7/-
MD Brown	6	8	2	61*	-	1	189	31.50	6/-
DP Curran	3	3	2	69	-	3	188	188.00	-/-
FL Rees	6	7	2	100*	1	-	169	33.80	4/-
MA Friend	9	11	-	48	-	-	169	15.36	5/-
CJ Maclean	14	11	2	50*	-	1	168	18.67	23/3
BA Pendergast	12	9	-	34	-	-	167	18.56	7/-
SA Rees	8	9	1	37*	-	-	141	17.62	6/-
DG Mander	8	6	2	55*	-	1	135	33.75	1/-
KJ Coleman	6	5	1	47	-	-	102	25.50	1/-
JK Lembryk	6	6	-	46	-	-	102	17.00	4/-
SJ Cousar	3	3	1	47*	-	-	95	47.50	1/-
LG Petersen	2	2	-	47	-	-	48	24.00	-/-
AL Ball	12	6	1	23	-	-	45	9.00	5/-
NS Loy	1	1	1	29*	-	-	29	-	-/-
AE Raj	1	1	-	29	-	-	29	29.00	-/-
MR Blinkhoff	1	1	-	16	-	-	16	16.00	1/-
JA Godkin	5	2	1	13	-	-	15	15.00	-/-
JR Black	1	1	-	13	-	-	13	13.00	-/-
BM Wright	1	1	-	13	-	-	13	13.00	-/-
CF Kempnich	14	6	4	3*	-	-	9	4.50	1/-
HJ Collier	2	1	1	7*	-	-	7	-	-/-
K Rubin	2	2	2	6*	-	-	6	-	2/-
JC Clancy	1	1	1	5*	-	-	5	-	-/-
WJ Kruip	2	1	-	4	-	-	4	4.00	-/-
ZT Pendergast	1	1	-	2	-	-	2	2.00	-/-
PJ Whelan	2	1	-	0	-	-	-	0.00	-/-
DJ Cook	1	-	-	0	-	-	-	-	1/-
JJ Hicks	1	-	-	0	-	-	-	-	-/-
ZL Kempnich	1	-	-	0	-	-	-	-	-/-
PB Lock	1	-	-	0	-	-	-	-	-/-
DJ Marks	1	-	-	0	-	-	-	-	-/-

Sixth Grade (No. 1) Bowling

Player	Overs	Maidens	Runs	Wickets	Average	Best	5 Wkts.
MT Blackman	195	61	432	36	12.00	4-28	-
CF Kempnich	106	39	251	30	8.37	4-17	-
DG Mander	66	19	158	24	6.58	5-38	1
XL Thornton	88.5	22	206	16	12.88	5-21	1
AL Ball	78	19	198	15	13.20	3-21	-
JK Lembryk	41	11	117	9	13.00	2-7	-
JA Godkin	43	4	184	7	26.29	3-26	-
DP Curran	25	7	89	6	14.83	3-28	-
LG Petersen	32.5	8	68	5	13.60	4-29	-
MA Friend	20	3	67	5	13.40	3-10	-
LJ Bartholomew	25	4	90	4	22.50	2-11	-
HJ Collier	20	5	36	3	12.00	2-26	-
AE Raj	18	6	45	3	15.00	2-28	-
JJ Hicks	3	-	6	3	2.00	3-6	-
K Rubin	15	3	54	2	27.00	1-17	-
KJ Coleman	3	1	12	2	6.00	2-12	-
WJ Kruip	20	5	24	1	24.00	1-7	-
FL Rees	14	1	63	1	63.00	1-29	-
PJ Whelan	14	3	59	1	59.00	1-21	-
MR Blinkhoff	10	3	18	1	18.00	1-18	-
ZL Kempnich	7	-	29	1	29.00	1-29	-
DJ Cook	6	-	12	1	12.00	1-12	-
JR Black	1	-	7	1	7.00	1-7	-
JC Clancy	6	2	6	-	0.00	0-6	-



Liam Petersen during the Sixth Grade final

SIXTH GRADE (No. 2)

Sixth Grade (No. 2) Captain's Report: Jon Malone

My first season captaining a cricket team for a very long time, a belter of a season for the VDCC young guns and a premiership as well – what a cracker. VDCC 6(2) finished the home and away season in 3rd place, with 11 wins, 2 losses and 2 draws.

It has been my absolute pleasure to captain such a great bunch of blokes – young and old – with 10 grade cricket debuts, including 4 from our junior ranks. Pat Chorley, Ben Shannon, Callum Zipf and Kaidyn Brown. All fine young men who will become the backbone of VDCC for years to come.

It would also be remiss of me not to mention our other pathway juniors, who continued their rise into higher grades. Jacob Horswill, Dan Schmidt, Jake Coolwell, Chris Robinson, Harry Willmington, Lachy Kirk, Adam Ball, Mitch Farley, Kuyen Lewis and Don Whyte – you have all proven yourselves more than worthy of donning the baggy blue.

And finally, a very big thanks to the old blokes – Gavin Brown, Jaydn Bowe, Brett Wilson and Jimmy O'Connor, and the not so old blokes Ryan Brown, Matt Taylor, and Jarvis Black – who supported me throughout the year and kept an eye on field placements while I staggered back to fine leg after another over of short wide ones!

Batting Highlights

Jaydn Bowe: 53 in round 1, 40 in game 2.

Brett Wilson: 55 in round 2 (maiden VDCC 50) off 60 balls. 5 x 4's and 3 x 6's.

Matt Taylor: 53 round 3 (The Derby Take 1).

Kuyen Lewis: 54 round 3 (The Derby Take 1).

Gavin Brown: 103 round 4.

Washed out round 7 left Gavin Brown stranded on 99* and Pat Chorley 39*.

Lachy Kirk: round 8, 48 off 25 balls – stumped swinging for the fence.

Jimmy O'Connor: chanceless and patient 36 on a typical Marchant shocker.

Round 13: Ryan Brown 50* and Brett Wilson 58*.

Bowling Highlights

Peter Lock: 5/25 off 13.

Gavin "every time I bowl I take 4 wickets" Brown: 4/9 off 9.

Chris Robinson: 6/38 off 16 on a road at Uni.

Game Highlights

Round 5 One-Dayer against Souths: Lachy Kirk taking 4/28 off 8 and 24 runs off 12 and Pat Chorley 38 off 50.

Let us never again discuss Chris Robinson AND Jarvis Black both being timed out against Uni – I am reliably informed by the worldwide scoring cartel that this is world first for grade cricket. Lucky we were only chasing 99!

Seriously sh*t chat from behind the stumps for most of the season – thanks Jaydn for lightening the mood and reminding us all that this should be fun. "Reel him in Jarvis" is the new catch cry for the U10's.

Semi Final

Against Redlands at Redlands. We struggled with the ball all day to have Redlands 6/235 at stumps on day 1.

Harry Willmington (slashed in for day 2) cleaned them up early, taking 3/1 off 10 balls (ably assisted by Kaidyn Brown at the other end).

Gavin Brown put his head down and scored a chanceless, classy, crampy 106, supported by Jimmy 39 and Jarvis 30. Lachy Kirk (chipping in with 34) strode out to the middle with the score at 4/172 (67 runs behind), and loudly declared to Legend Brown, the Redlands team and all supporters within earshot "We got this Browny". Redlands never stood a chance!

Grand Final

A very hard fought game against George's VDCC 6(1). Best of the bowling went to Brett Wilson with 8/77 and Jon Malone 4/33 for the match. Jimmy's best on ground 58 in the first innings, set us up for the first innings win and provided a good lead.

Very fitting end to the season and the premiership win, to have our young guns Lachy Kirk 18* and Pat Chorley 30* at the crease when we passed the total to give us the outright win. Well done boys!

Jon Malone



Sixth Grade (2) after defeating Sixth Grade (1) in the Grand Final

SIXTH GRADE (No. 2) PREMIERSHIP STATISTICS

Premiership:	Premiers
Matches Played:	15: Won outright 1, Won 1st innings 10, Drawn 2, Lost 1st innings 1, Lost Outright 1
Records:	Nil

Sixth Grade (No. 2) Batting

Player	Matches	Innings	Not Outs	Best Score	100s	50s	Runs	Average	Catches/Stumpings
GC Brown	15	19	1	106	2	1	36.78	662	9/-
ML Taylor	14	17	1	56	-	1	14.75	236	6/-
JK Bowe	14	14	3	53	-	1	19.00	209	28/1
KC Brown	14	11	1	24	-	-	6.10	61	4/-
J Malone	14	9	6	7*	-	-	4.67	14	7/-
BT Wilson	10	8	4	58*	-	2	38.50	154	4/-
RA Brown	10	9	3	50*	-	1	23.00	138	3/-
CJ Robinson	10	7	-	18	-	-	5.71	40	2/-
PJ Chorley	9	10	4	38*	-	-	24.67	148	7/-
LA Kirk	8	8	3	47	-	-	41.80	209	5/-
HP Willmington	8	9	2	34*	-	-	16.71	117	2/-
MJ Farley	8	9	2	37*	-	-	12.71	89	-/-
BP Shannon	8	5	1	12	-	-	5.25	21	3/-
JD O'Connor	7	9	-	58	-	1	32.22	290	7/-
JPH Coolwell	6	7	-	53	-	1	21.43	150	2/-
JR Black	6	6	-	35	-	-	23.67	142	3/-
AA Coolwell	4	3	-	11	-	-	5.67	17	2/-
JGF Horswill	2	1	-	14	-	-	14.00	14	1/-
PD Sherman	2	1	-	8	-	-	8.00	8	1/-
CG Zipf	2	-	-	0	-	-	-	-	-/-
KPV Lewis	1	2	-	54	-	1	39.00	78	-/-
DJ Cook	1	1	1	17*	-	-	-	17	1/-
GW Mitchell	1	1	-	6	-	-	6.00	6	-/1
DM Whyte	1	1	-	5	-	-	5.00	5	-/-
DM Schmidt	1	1	-	3	-	-	3.00	3	1/-
ML Dudgeon	1	1	-	1	-	-	1.00	1	-/-
MJ Kennedy	1	1	-	0	-	-	0.00	-	-/-
PB Lock	1	1	-	0	-	-	0.00	-	-/-
JP Alexander	1	-	-	0	-	-	-	-	-/-
RAJ Anderson	1	-	-	0	-	-	-	-	-/-
AL Ball	1	-	-	0	-	-	-	-	-/-
CJ Lanagan	1	-	-	0	-	-	-	-	1/-
DJ Mackie	1	-	-	0	-	-	-	-	-/-
K Rubin	1	-	-	0	-	-	-	-	1/-
DR Turner	1	-	-	0	-	-	-	-	-/-

Sixth Grade (No. 2) Bowling

Player	Overs	Maidens	Runs	Wickets	Average	Best	5 Wkts.
BT Wilson	95	19	277	23	12.04	4-17	-
J Malone	113.5	37	273	17	16.06	3-15	-
KC Brown	116.2	17	332	15	22.13	2-19	-
GC Brown	48	13	122	15	8.13	4-11	-
LA Kirk	59	8	224	14	16.00	4-28	-
CJ Robinson	85	16	232	13	17.85	6-38	1
HP Wilmington	70.4	16	209	12	17.42	3-1	-
JPH Coolwell	57	12	155	11	14.09	5-29	1
JR Black	73	26	125	9	13.89	3-17	-
PJ Chorley	25	7	61	6	10.17	3-14	-
RA Brown	25	2	83	5	16.60	2-12	-
PB Lock	13	6	25	5	5.00	5-25	1
BP Shannon	28	5	101	4	25.25	1-4	-
DJ Cook	12	4	19	3	6.33	3-19	-
PD Sherman	6	-	9	3	3.00	3-9	-
K Rubin	8	-	35	2	17.50	2-35	-
RAJ Anderson	5	1	18	2	9.00	2-18	-
KPV Lewis	5	1	18	2	9.00	2-18	-
DM Whyte	12	3	45	1	45.00	1-45	-
JP Alexander	8	1	17	1	17.00	1-17	-
DM Schmidt	6	4	11	1	11.00	1-11	-
CG Zipf	5.4	-	20	1	20.00	1-13	-
CJ Lanagan	5	3	9	1	9.00	1-9	-
DJ Mackie	10	4	12	-	0.00	0-12	-
MJ Kennedy	5	2	23	-	0.00	0-23	-
AL Ball	4	1	24	-	0.00	0-24	-



Pat Chorley on his way to a fine 30 not out in the second innings of the Grand Final

SIXTH GRADE FINAL
VALLEY (No. 1) v VALLEY (No. 2)
21, 22 & 28, 29 March 2015, Peter Easton Oval, Ashgrove

Valley (No. 1) Batting		First Innings	Runs	Second Innings	Runs
MA Friend	c. JR Black b. JN Malone		8	b. HP Wilmington	16
JK Lembryk	b. JR Black		17	c. JK Bowe b. BT Wilson	0
MT Blackman	c. JK Bowe b. JN Malone		4	c. LA Kirk b. KC Brown	41
BA Pendergast	c. & b. JR Black		1	c. PJ Chorley b. LA Kirk	20
ML Shinnick	c. JK Bowe b. JP Alexander		11	c. JD O'Connor b. JN Malone	10
LJ Bartholomew	c. JK Bowe b. BT Wilson		26	c. LA Kirk b. BT Wilson	14
DG Mander	retired not out		0	dnb	
LG Petersen	c. JN Malone b. BT Wilson		1	b. BT Wilson	47
MD Brown	c. ML Taylor b. BT Wilson		14	c. JK Bowe b. BT Wilson	3
XL Thornton	c. JK Bowe b. KC Brown		10	c. PJ Chorley b. JR Black	18
CJ Maclean	c. JK Bowe b. BT Wilson		7	not out	1
CF Kempnich	not out		3	dnb	
AL Ball				b. JN Malone	0
	Extras (nb 3, w 6, b 0, lb 2)		11	Extras (b 0, w 0, b 2 lb 0)	2
	TOTAL		113	TOTAL	172

Valley (No. 2) Bowling	First Innings				Second Innings			
	Overs	Mdns.	Runs	Wkts.	Overs	Mdns.	Runs	Wkts.
KC Brown	6.2	1	16	1	6.0	0	14	1
JN Malone	14.0	5	22	2	2.5	0	11	2
JP Alexander	8.0	1	17	1				
DJ Mackie	10.0	4	12	0				
JR Black	10.0	5	9	2	8.0	0	27	1
BT Wilson	8.0	1	17	4	15.0	2	59	4
HP Wilmington	5.0	1	18	0	8.0	0	30	1
LA Kirk					6.0	0	29	1

Valley (No. 2) Batting		First Innings	Runs	Second Innings	Runs
GC Brown	c. CJ Maclean b. MT Blackman		24	lbw b. AL Ball	1
JD O'Connor	b. MT Blackman		58	c. MA Friend b. MT Blackman	15
ML Taylor	c. MA Friend b. MT Blackman		4	dnb	
JR Black	c. MD Brown b. MT Blackman		10	c. AL Ball b. XL Thornton	35
RA Brown	c. MT Blackman b. LG Petersen		20	c. LJ Bartholomew b. MT Blackman	0
JK Bowe	c. ML Shinnick b. LG Petersen		2	dnb	
HP Wilmington	c. MT Blackman b. LG Petersen		9	dnb	
CJ Robinson	c. JK Lembryk b. CF Kempnich		3	dnb	
BT Wilson	c. XL Thornton b. JK Lembryk		1	dnb	
KC Brown	c. LJ Bartholomew b. LG Petersen		8	dnb	
JN Malone	not out		0	dnb	
LA Kirk	dnb			not out	18
PJ Chorley	dnb			not out	30
	Extras (nb 0, w 11, b 11, lb 11)		33	Extras (nb 0, w 3, b 4, lb 8)	15
	TOTAL		172	TOTAL	114

Valley (No. 1) Bowling	First Innings				Second Innings			
	Overs	Mdns.	Runs	Wkts.	Overs	Mdns.	Runs	Wkts.
MT Blackman	17.0	2	41	4	10.0	4	19	2
JK Lembryk	4.0	1	20	1	5.0	1	17	0
LJ Bartholomew	6.0	0	27	0	3.0	0	15	0
MA Friend	4.0	0	19	0				
LG Petersen	14.5	5	29	4	4.0	0	13	0
CF Kempnich	1.0	1	14	1				
XL Thornton	3.0	3	0	0	3.5	0	11	1
AL Ball					8.0	1	27	1

Match Result: Valley (2) defeated Valley (1)
Toss Won by: Valley (2) (elected to bowl first)
Captains: CF Kempnich (V 1) & JN Malone (V 2)
Valley Men of Match: MT Blackman (V 1) & JD O'Connor (V 2)
Umpires: P Boland & L Coleman
Valley Scorers: Greg Ball & Therese Thornton

VALLEY DISTRICT CRICKET CLUB

AFFILIATED WITH THE QUEENSLAND CRICKET ASSOCIATION

ESTABLISHED 1897



WEP HARRIS SHIELD (SIXTH GRADE) PREMIERS 2014/2015

Back Row: Brett Wilson, Jimmy O'Connor, Harry Willmington.

Middle Row: Grant Mitchell (Secretary), Pat Chorley, Callum Zipf, Ryan Brown, Kaidyn Brown, Lachie Kirk, Peter Easton (President), Pat Culpin (Chairman).

Front Row: Mitch Farley, Matt Taylor, Gavin Brown, Jon Malone (Capt), Jarvis Black, Jadyyn Bowe, Ben Shannon.

Chairman/Treasurer: Pat Culpin, Secretary: Grant Mitchell, Patron: Allan Border, President: Peter Easton, Vice Presidents: Geoff Trivett, Gill Chapman, Keith Dudgeon.

B3 SUB DISTRICTS COMPETITION

Wellington Point	106.71
Indooroopilly Districts	99.46
Brookfield United	84.64
Valley	84.50
Bracken Ridge	81.95
Brisbane Saints CC	75.34
Coorparoo	74.27
Kenmore	65.34

B3 Sub Districts Captain's Report: Clayton Marks

This season there were a lot of new faces along with a few familiar ones and we started out a bit slow.

The first game was against Coorparoo at Bottomley Park and we fell just 3 runs short in the run chase. The wicket was a bit average being the first one of the season, but we had our chances.

Round Two was against Indooroopilly at Mitchelton State High. Horse won the toss and sent Indro in to bat. They got away from us a bit and scored 8/221. We got off to a good start with Dylan Marks opening the batting with a strong 45. He was backed up down the order with Zeke Pendergast making 77 and David Jackson 42, but it was still not quite enough to get us over the line for our first win, falling 6 runs short this time.

Round Three was Kenmore at Gibson Park #2. Nathan Loy was the highlight of our first innings, making 89 and Mick Dudgeon backed him up with 31, leaving our total 10/210. We started well in the field and everyone backed up the bowlers by holding the chances that came their way. With the two older guys behind the stumps leading by example, Clayton Marks taking 3 of the 4 catches that went there, we managed to restrict their total to 118 and take first innings points. Dylan and Clayton Marks opened our second innings and Dylan chipped the first ball to square leg, so we were 1/0. Clayton kept nudging the ball around and Nathan was caught on 13, which brought Lachlan Kirk to the crease. Lachlan and Clayton knocked up a partnership of 106, Clayton 51 not out and Lachlan 64 not out before we declared and sent them back in. Our bowlers lost their way a bit and the Kenmore captain smashed a solid 91 before they ran out of overs. We just held on to avoid outright loss and our first win of the season.

Round Four was Brookfield at Brookfield, where they set us a target of 348 to win. Even though Clayton & Kirky backed up their last knock with another 40 each and Jonas Clancy also made 40, it was not enough for first innings and we were sent back in. Dylan Marks 55 was the highlight of our second innings, but even with James Hines' 32 it was still not enough to avoid outright defeat.

Round Five was against Bracken Ridge. We lost the toss, were sent out to bowl and knocked them over for 214. Not a huge target but we could only manage 144. In their second innings we rolled them for 73. Oliver West was the highlight of our second innings making a solid 83, but we still fell short.

Round Six saw a change at the helm, with Horse stepping aside for the rest of the season due to work commitments (he was greatly missed). We played Wellington Point and were beaten outright. Not a great game for us, but we were in with a chance after bowling them out for 220. Although 7/47 was not our best start, Ryan Brown was the stand out making 65 in our total of 10/125. Wellington Point made 2/75 in their second innings and we were all out for 112.

Round Seven we played Brisbane Saints. We made 9/199, thanks to Ryan Brown 62, Dylan Marks 30 and Simon Tolhurst 39. We let Saints get away from us and they chased down the total needing six runs off the last over, handing us our sixth loss of the season.

Round Eight we reset as a group and worked on a new game plan against Coorparoo. Clayton Marks took another three catches at first slip, helping the team roll Coorparoo for 125. Dylan Marks opened with his dad again, getting us off to a good start (Dylan 52) on our way to 10/136 for our second win. We got them 9/93 in their second innings, Ryan Brown taking 5/11 in an outstanding effort.

Round Nine was played at Col Westaway Oval against Kenmore in a one day game. The bowlers were the stand out of this game, with Jonas Clancy taking 3/6 off 6, Dylan Marks 3/28 off 7 and Zac Knight 3/23 off 4, dismissing them for 107. We reached 108 only 4 down.

Round Ten against Brookfield was another one dayer. Brookfield batted first and reached 7/184 with Lochlan Paige-Cananzi a stand out with the ball, taking 3/12 from 4. Dan Cook opened with a strong 49 and was unlucky not to make 50. Jarvis Black arrived and made the first 100 of our season, remaining unbeaten on 116 in our total of 4/190. A strong win against a positive Brookfield side.

Round Eleven was a total wash out.

Round Twelve we were up against Indooroopilly again. We bowled them out early for 118, with young Harry Willmington taking 6/13 from 11. Great stuff. Out turn to bat and it was a combined effort to get another win. Top score for us this game was Andrew Pine who was bowled on 48. If we can keep winning games we can start to talk finals.

Round Thirteen was against Wellington Point. We batted first and were bowled out for 134. Jonas Clancy made an unbeaten 48 and was the shining light of our innings. Wellington Point were of 2/124 (10 runs short) at the close of play on the first day. As luck would have it the second week was washed out, which helped keep us in the race for the finals.

Round Fourteen was Brisbane Saints at Ashgrove 3 and we needed an outright win to secure a spot in the finals. We lost the toss but to our good luck they wanted to bat first. As a group we thought it would be better to bowl first: so far so good. We took the field, everything went to plan and we rolled them for 86 in 22 overs (Simon Thwaites 5/10 of 7 overs). As our innings went on it was starting to look great. We declared at 4/198 after 31 overs with Andrew Pine making as fantastic 70, Peter Whelan a great 58 and Dylan Marks 36,

With around 40 minutes to go in the first day, we had them 4/67 after 13 overs. The next week we let them get away a bit and their total pushed out to 259 (Peter Whelan taking 4/50), leaving us chasing 148 to win. A solid knock of 38 by Peter Whelan and a captain's knock from Clayton Marks of 33 in the middle order, helped us reach the target for the outright win to make the final. We were on our way.

We lost the toss in the Semi Final against Wellington Point and were sent in to bat. Andrew Pine made 50 and was caught as we limped to 10/122. We were positive in the field but were no match for a very strong Wellington Point team.

We bowled them out for 274, leaving us chasing a large total to put any pressure on them. We came up short, only making 148 and Wellington Point did not have to bat again to put us out of the finals. Andrew Pine top scored in our second innings with 37 and Peter Whelan made 30.

As this was my first year at the club and as captain, I would like to thank all the players who played for Subbies B3. Everyone contributed, we had more highs than lows and we should be proud of our result. It was a great year and I look forward to next season.

Clayton Marks

B3 SUB DISTRICTS PREMIERSHIP STATISTICS

Premiership:	4 th on table. Lost in semi-final
Matches played:	15: Won outright 1, Won 1st innings 5, Drawn 2, Lost 1st innings 4, Lost outright 2
Records:	Nil

B3 Sub Districts Batting

Player	Matches	Innings	Not Outs	Best Score	100s	50s	Runs	Average	Catches/Stumpings
DJ Marks	12	18	-	55	-	2	345	19.17	5/-
AN Pine	4	6	1	70*	-	2	226	45.20	-/-
CJ Marks	11	17	1	51*	-	1	211	13.19	15/-
PJ Whelan	6	8	1	58	-	1	210	30.00	2/-
JC Clancy	11	11	5	55*	-	1	189	31.50	5/-
RA Brown	5	7	-	65	-	2	176	25.14	1/-
NS Loy	7	9	-	89	-	1	152	16.89	2/-
LA Kirk	2	3	1	64*	-	1	132	66.00	2/-
ZJ Knight	11	10	4	20*	-	-	120	20.00	5/-
JR Black	2	1	1	118*	1	-	118	-	1/-
DJ Jackson	9	10	-	42	-	-	114	11.40	4/2
SJ Tolhurst	4	5	1	39	-	-	89	22.25	1/-
OG West	1	1	-	83	-	1	83	83.00	2/-
ZT Pendergast	3	4	-	77	-	1	77	19.25	3/-
L Paige-Cananzi	8	8	2	20*	-	-	72	12.00	1/-
JS Hine	8	9	2	32	-	-	62	8.86	3/-
DJ Cook	2	2	-	49	-	-	52	26.00	-/-
GJ Rosbrook	4	5	1	25	-	-	52	13.00	-/-
ML Dudgeon	2	2	-	31	-	-	37	18.50	-/-
MG Horswill	7	8	1	13	-	-	33	4.71	6/-
JH O'Brien	4	3	1	19	-	-	32	16.00	-/-
PD Sherman	4	3	-	18	-	-	31	10.33	-/-
SA Metcalf	7	5	1	13*	-	-	26	6.50	5/-
LG Petersen	1	1	-	24	-	-	24	24.00	1/-
PJ Chorley	1	1	-	22	-	-	22	22.00	2/-
ST Thwaites	5	5	-	15	-	-	21	4.20	-/-
FE Rosbrook	6	7	1	6	-	-	20	3.33	2/-
MD Brown	1	1	-	17	-	-	17	17.00	-/-
BW Kerr	1	1	-	12	-	-	12	12.00	-/-
J Voll	1	2	-	11	-	-	11	5.50	1/-
KJ Coleman	3	2	1	6*	-	-	10	10.00	2/-
BP Shannon	1	1	1	9*	-	-	9	-	3/-
MA Gulliver	1	2	-	7	-	-	7	3.50	-/-
RH Jones	1	1	-	5	-	-	5	5.00	-/-
MM Hughes	1	2	-	3	-	-	5	2.50	-/-
MD Banvill	1	1	-	4	-	-	4	4.00	-/-
SJ Allan	2	2	1	0*	-	-	-	0.00	2/-
MR Blinkhoff	1	1	-	0	-	-	-	0.00	1/-
DW Moorhouse	1	1	-	0	-	-	-	0.00	-/-
SM O'Neill	1	1	-	0	-	-	-	0.00	-/-
CF Kempnich	1	-	-	0	-	-	-	-	1/-
J Muscat	1	-	-	0	-	-	-	-	-/-
DL Phillips	1	-	-	0	-	-	-	-	-/-
HP Willmington	1	-	-	0	-	-	-	-	-/-

B3 Sub Districts Bowling

Player	Overs	Maidens	Runs	Wickets	Average	Best	5 Wkts.
JC Clancy	129	16	543	24	22.62	3-6	-
ZJ Knight	50	5	259	15	17.27	3-23	-
JS Hine	107	18	347	14	24.79	3-54	-
DJ Marks	47.2	2	262	12	21.83	3-28	-
RA Brown	35.4	12	82	10	8.20	5-11	1
L Paige-Cananzi	52	7	158	9	17.56	4-28	-
GJ Rosbrook	48	11	143	9	15.89	4-22	-
FE Rosbrook	50.5	9	218	8	27.25	3-78	-
PJ Whelan	43	5	172	8	21.50	4-50	-
ST Thwaites	39	6	158	8	19.75	5-10	1
HP Willmington	11	2	13	6	2.17	6-13	1
AN Pine	29	3	105	4	26.25	3-72	-
DL Phillips	11.3	3	54	4	13.50	2-5	-
LA Kirk	22	1	118	3	39.33	1-8	-
PD Sherman	22	-	103	3	34.33	2-26	-
CF Kempnich	11	1	47	2	23.50	2-6	-
DJ Cook	7	1	31	2	15.50	1-7	-
MR Blinkhoff	4	1	9	2	4.50	2-9	-
KJ Coleman	13	3	27	1	27.00	1-15	-
SJ Allan	10	-	56	1	56.00	1-26	-
NS Loy	8	-	55	1	55.00	1-32	-
LG Petersen	8	1	14	1	14.00	1-14	-
JR Black	7	-	49	1	49.00	1-36	-
PJ Chorley	7	3	14	1	14.00	1-14	-
J Muscat	2	1	2	1	2	1-2	-
BP Shannon	6	1	24	-	-	0-24	-
J Voll	6	-	17	-	-	0-17	-
MM Hughes	4	-	26	-	-	0-26	-
CJ Marks	4	1	29	-	-	0-29	-
JH O'Brien	1	-	9	-	-	0-9	-

C1 SUB DISTRICTS COMPETITION

Valley	124.5
Springwood Suns	111.3
Taringa Rovers	108.64
Redland Sharks	94.62
Ashgrove	82.04
Southside Cobras	73.74
Wolston Park/Centenary	67.99
Park Ridge	54.51

C1 Sub Districts Captain's Report: Peter Lynch

What defines a winning or successful season? Is it winning outright 6 out of 9 two-day games? Is it being minor premiers or is it winning the grand final? Well we managed two out of three.

Subbies play a 2 day semi final and the following weekend a 2 day Grand Final, each day with 90 overs. As it turned out, the GF weekend just happened to be washed out so the higher sides going into the GF were crowned premiers. Winning the semi final would be crucial but unfortunately we had our worst 2 hours of cricket all season in that game (more of the semi later).

It all started back on 20 September where we had quite a few players away and struggled to field a side, yet we did so and all I can say is I'm glad it was a one dayer. Dave Mackie injured his shoulder, Jamie couldn't find the pitch (we lost count at about 12 balls in his first over) so the top two bowlers from Subbies in the previous season had a tough start.

We welcomed back some players in round 2 for another one-dayer, but Porp went under the knife to have a skin cancer removed from his calf (about the size and depth of your thumb to the first knuckle) which would keep him out for most of the season. None from 2 after 2 games but the opposition listed one of our bowlers as L Doors, I guess they meant Les "Parrot" Dawes our own rock star from the 80's.

Round 3 and the first 2 dayer. Dave's shoulder proved problematic and limited his capacity (yet took 3 in the 2nd innings). I have to say what a great team man: "Skip I will bowl as long as you need me to" as he was in pain and would struggle to lift his arm to catch the ball when getting back to his bowling mark. Jamie stepped up (and finally found the deck) taking 7 in the first innings and 10 for the match. Anthony Horgan, back from an offseason in Denmark, with 105*. He was annoyed the skipper declared when on his way to a double century. Our first win and an outright so we are finally on the board.

Round 4 vs Redlands (our eventual semi final opponents). We declare at 8-274 after some handy contributions including 85 from the skipper and 56 from Pat Horgan (apparently "younger" brother of Anthony). Dave takes 3, Anthony 2 and we get a first innings win.

Round 5 vs Springwood, who we beat in last years GF and they got their revenge winning outright. Pat backed up his last game 50 with another one and Anthony scored 47 in the first innings. The rest of our batting was poor.

Round 6 vs Wolston Park. Jamie was on fire with 8-27 in the first innings and Dave 5-24 in the second (still carrying a bung shoulder), setting us up for the outright win.

Round 7 vs Taringa saw another outright win on the back of our first innings 295. Some really good batting, Zeke 58, Pat 75 and Baldy 49. Anthony and Dave both took 4 to bowl them out for

67. Greg Carlson joined us and in his first real chance with the ball, showed his wares taking 6-9. For those who don't know Greg, it's his first season with Valleys, previously playing with Wynnum and then Wellington Point in Subbies taking hundreds of wickets with his deft left arm swingers.

Round 8 vs Ashgrove and an outright win, Jamie 6-19 in the first innings and Greg taking match figures of 10-27. Les, Anthony and Zeke were the backbone of our batting.

Round 9 vs Park Ridge was the first game in the new year and also a one dayer. We managed 137. Baldy top scored with 33, with some handy contributions from Les and Greg. Dave 5-20 and the skipper 2-6 saw us finally win a one dayer.

Round 10 vs Redlands at Charlie Buckler Oval at Redlands, was a long way to go to play on a terrible wicket. Another one dayer and a cliffhanger, Bobby top scored with 20, in the process hitting a 6 straight down the ground (some might say "over the keepers head", though it was a pull shot). It was such a great wicket we were confident of defending our imposing score of 58. We came close, Redlands finished at 9-59.

Round 11 vs Southside Cobras. A really good 102 from Anthony when wickets fell around him, then well supported by Greg 56 to get us to 232. Cobras made 100 and then 68 with Greg taking 7 wickets for the match and Dave 4.

Round 12 vs Wolston Park at Ashgrove 3. We managed 178 with Anthony top scoring 81 n.o. and on his way to another century when Porp decided to put the bowler back over his head and you guessed it, "stumps everywhere". Draw with week 2 washed out. Heading into the last fixture game of the season we are in first spot with only a few points splitting the 3 top teams and we are playing team 3.

Round 13 vs Taringa and we scored 201 thanks to Adrian Coolwell 50 and Baldy 40. Jamie 5 and Dave 4 restricted them to 88. Anthony and Les both take 3 in the second innings as we win outright and finish as minor premiers.

Semi Final at Windsor Park vs Redlands. On the Friday afternoon I dropped down to the field, checked the covers were on and spoke to the groundsman who says it is his best wicket all year. It's had its best watering all season, been roll and he has shaved it closely. We win the toss and have a bat, at 3-4 and 8-38 it's not going to plan and we scrape to 53. The wicket is playing some tricks. We had them 2-6 and should have been 3-8 to a catch behind, but only 2 people on the field didn't hear it, the Umpy and the bowler (Jamie). We get his wicket when they are 3-45 and bowl them out for 86, Greg taking 5-16 off 14 and Dave 3. In the 2nd innings, Les showed how to tough it out, top scoring with 30 before he was LBW to one that ran along the ground. Redlands got the runs 5 wickets down. Unfortunately in

the first innings we had our worst session all year but we fought hard until the last run and made them earn the win.

Had we won the semi we would have been premiers since the following weekend a washout. That my friends is cricket!

As for the season overall, our strength is in our bowling and we fielded really well (especially our catching) to support our bowlers well. The standout player of the season was Anthony Horgan who after an off-season playing in Denmark, clearly topped our batting with 509 runs at 36 including 2 centuries (plus 27 wickets). Anthony is so close to dominating the comp as a batsmen: he has so many shots as well as a touch of patience. I'd be disappointed if we don't see a 700 run season and average over 50 next year. A season to be proud of and he puts everything into each day's cricket.

Les finished third in the run scoring with 252 and 10 wickets. He showed everyone what tough finals cricket is about, putting a high price on his wicket. If a few more of us had done likewise, this report could have been a little different. A real ally to the skipper with his sage advice. Thanks Les.

I don't think he would mind me telling everyone that at 64, Bobby is the oldest regular full season club player. He top scored on the worst wicket all season and is always happy to open and do what is best for the team.

Zeke had a similar run scoring season to last year. Plenty of starts with some handy innings, though he never really capitalised. Likes a chat in the field and between him and the Horgan's there is never a dull moment.

Pat Horgan's first season. He likes to go hard after the ball, scoring 285 runs at 23 with 3 half centuries. Hasn't played for a few years, but Patty take his time to build an innings and will soon see some really big scores.

Baldy's batting, like the skippers, slipped a bit from last year. Still scored over 200 runs and has a lot more in him when he sets his mind to it. Fields at gully with a lot of talk to Kyle at keeper. Some would call it grooming, yet Baldy says he is just trying to

help bring Kyle out of his shell and grow as a person. Let's just say the jury is out!

Greg has a never-say-die attitude, yet dragged himself after 3 overs in his first return to the bowling crease. After that though, it was quality each time and he finished with 32 wickets at a miserly 4.6.

Davo. 44 wickets at 10 and a great team man. Would have had many more wickets, but with a busted shoulder could only bowl 1 spell for half the season. I suggested he has some time off to get his shoulder right, but he just wanted to contribute and bowled in pain for the team.

Jamie started the season slowly with 2-92 after first 2 games, but bounced back to finish with 46 wickets at 12. When Jamie gets a on a roll he can take some big hauls. I'd like to see Jamie work on his batting. Jamie's favourite topic is Jamie, but from a captains' perspective he is a good team man.

Kyle kept well, taking 21 catches even with Baldy always in his ear asking questions of questionable taste. Keeping continues to improve year on year. Bats 11 and puts a price on his wicket. A lot of not outs boosted his average until late in the season a few dismissals saw him finish with an average of 5.

Porp had a disrupted season but was a huge support off the field. Thanks mate, much appreciated. Still showing the scars of some fielding efforts from the few games played.

A great team spirit with a good mix of young and some not so young guys. Win, lose or draw after each day's play we enjoyed each other's company with a beer. I want to thank everyone in s season where we came so close....

See you all next season as I think we have some unfinished business.

Congratulations to 4ths, 5ths, 6ths and Legends who all won premierships, well done fellas.

Peter Lynch



Grant Mitchell (L) presenting Jamie Alexander with the Norm McMahon Trophy for Most Wickets in a Season

C1 SUB DISTRICTS PREMIERSHIP STATISTICS

Premiership:	Minor premiers, lost in semi final
Matches played:	15: Won outright 6, Won 1st innings 2, Drawn 2, Lost 1st innings 3, Lost outright 2
Records:	Nil

C1 Sub Districts Batting

Player	Matches	Innings	Not Outs	Best Score	100s	50s	Runs	Average	Catches/Stumpings
AR Horgan	13	16	2	105*	2	1	509	36.36	7/-
PM Horgan	12	13	1	75	-	3	285	23.75	3/-
LA Dawes	14	17	2	33	-	-	252	16.80	2/-
CS Baldwin	13	13	1	49	-	-	234	19.50	3/-
ZT Pendergast	9	12	-	58	-	1	213	17.75	6/-
PF Lynch	14	15	-	85	-	1	205	13.67	5/-
GC Carlson	9	8	1	56	-	1	125	17.86	4/-
RH Jones	11	11	-	35	-	-	114	10.36	2/-
DJ Mackie	14	13	2	39*	-	-	110	10.00	5/-
JP Alexander	14	14	5	23*	-	-	82	9.11	5/-
AA Coolwell	1	1	-	50	-	1	50	50.00	-/-
L Paige-Cananzi	3	4	1	36*	-	-	49	16.33	1/-
JH O'Brien	4	4	1	30*	-	-	37	12.33	5/-
SA Metcalf	2	3	-	31	-	-	36	12.00	1/-
SM O'Neill	1	2	-	28	-	-	30	15.00	-/-
KT Tuite	14	14	8	9	-	-	30	5.00	18/1
CIF Rees	1	2	-	17	-	-	28	14.00	-/-
MB Irwin	5	2	1	15*	-	-	16	16.00	2/-
LJ Horgan	4	3	-	4	-	-	8	2.67	1/-
ASM Tacey	1	1	-	5	-	-	5	5.00	-/-
SA Farraway	1	1	-	2	-	-	2	2.00	1/-
CJ McInnes	1	1	-	2	-	-	2	2.00	-/-
RB Irwin	2	2	-	0	-	-	-	0.00	-/-
DJ Jackson	1	1	-	0	-	-	-	0.00	1/-
D Spinoso	1	1	-	0	-	-	-	0.00	-/-
MJ Kennedy	1	-	-	0	-	-	-	-	-/-
ZJ Knight	1	-	-	0	-	-	-	-	1/-
KG Tuite	1	-	-	0	-	-	-	-	-/-

C1 Sub Districts Bowling

Player	Overs	Maidens	Runs	Wickets	Average	Best	5 Wkts.
JP Alexander	159.2	31	579	46	12.59	8-27	5
DJ Mackie	171.1	45	470	44	10.68	5-20	2
GC Carlson	79	35	148	32	4.62	6-9	3
AR Horgan	137	40	397	27	14.70	4-12	-
LA Dawes	46	3	257	10	25.70	4-53	-
L Paige-Cananzi	20	5	71	4	17.75	2-9	-
MJ Kennedy	13	3	68	4	17.00	4-68	-
PF Lynch	11	1	44	3	14.67	2-6	-
CJ McInnes	9	4	15	3	5.00	3-15	-
PM Horgan	12	-	79	1	79.00	1-51	-
RH Jones	5	-	25	1	25.00	1-25	-
CIF Rees	5	1	16	1	16.00	1-16	-
ZJ Knight	4	1	16	1	16.00	1-16	-
AA Coolwell	2	1	7	1	7.00	1-7	-
KG Tuite	2	-	16	-	0.00	0-16	-
LJ Horgan	1	-	7	-	0.00	0-7	-

C2 SUB DISTRICTS COMPETITION

Stafford District	105.16
West Brisbane	91.01
Bracken Ridge	90.61
Moggill	86.15
Valley	67.65
Wolston Park/Centenary	54.05

C2 Sub Districts Captain's Report: Ken McKay

This season started with a bang, taking 3 wins from the first four games. Worthy of special mention was the appearance of the Great Dane, Kasper who made 92 and chipped in with a handy bowling spell in the first game.

Then black November hit us. A loss on first innings to Bracken Ridge by two runs set a losing trend which we were unable to break until February where a total form reversal saw us (ironically) smash Bracken Ridge.

We struggled to get to 116 and another loss appeared certain, but Macca Hughes bowled the house down in his best bowling display for Valleys and we were able to roll them for 46.

The bowling of Macca prior to Christmas was the highlight in terms of most improved. The skipper was pleased to set an orthodox 6/3 offside field than the previous 3/6 legside field of past seasons. His 21 wickets were well deserved but not necessarily a true reflection of his quality of bowling, especially before Christmas.

Jason Dunlop Voll was the deadliest of our bowlers. With a strike rate of a wicket every 16.8 balls, it goes to show the value of the slow straight one in Subbies.

Dale Mascot Moorhouse was a solid performer, batting wherever needed in the order, whether it was opening or trying to put some mettle in the middle order. Dale's fielding was of his usual high standard, taking some memorable snares.

Conor Big Show Rees is a very elegant batsman, which resulted in the C1 guys giving him the nickname of "Big Show". Conor stepped up and shouldered the responsibility of being our anchor batsmen. A season aggregate of 322 including 2 50's along, with 21 wickets and 9 catches indicates he is starting to realise the promise he has shown in previous years.

Ken Slasher McKay. After rebalancing the side with 2 leg spinners, was able to make more of a contribution than last season. With 11 wickets and three catches, including a screamer against Bracken Ridge that left the batsman shaking his head (and 10 other Valleys guys not believing what had happened). Was required in the last game to depart the QANTAS lounge, as even with an injured knee he was more mobile than Dunlop and Prosta (supposed to be filling in), who were firmly strapped into their seats in the QANTAS lounge.

Jimmy Boyd put in great efforts with bat and ball. Bowled some great spells and was a surprise package opening in the right conditions.

Nick Jar Jar Binks Farmer had a solid season with the bat, but was particularly injury prone, busting a couple of ribs in a fielding collision with the Big Show. Also missed a game following a collision with a stationary vehicle.

Damon Damo Went provided some solid performances with both bat and ball. The team chip connoisseur, could give a run down on every line of chips, discontinued or otherwise. We think the ridged chips were the secret to being able to hit the ball a long way. Also had a huge arm that the skipper discovered after he turned his back on the return from fifty metres beyond the boundary, much to the amusement of the rest of the guys.

Scott Niven. Well they say there is a first time for everything and Scotty lost his cherry this season, run out for the first time ever (not even in juniors was he run out). Whether it was the unexpected call for a short single from the skipper or that he has lost a couple of yards of pace, Scotty found himself half a metre out. Scotty made up for his running between wickets by being our only centurion this season and was ever reliable behind the stumps.

Matt Proellocks joined the team after Christmas and showed a lot of promise, with two well earned 50s. He will probably go down in Valleys history for paying the highest price for a pair. After a big night out on the town and being deserted by his mates, he took a taxi out to Bracken Ridge forking out more than \$60 only to get a first baller and after Macca demolished them, went out for the second innings and got his second duck of the day. The boys were not backward in letting him know he had bought the most expensive pair of ducks in Valley's history.

The side had wonderful support from the school kids, Aaron Teo, Oscar Higgins and Stuart Allan. These guys showed their keenness every game. With Stuart's pace causing particular problems out at Moggill, we had to search our kit for spare stumps after he demolished several of them. This led the skip to suggest to the Moggill batsmen that if they had a forward defence we could stop searching the kits for new stumps.

Oscar showed good batting technique, putting 2 very useful 50's together and Aaron showed good promise with ball and bat, with a 50 and 13 handy wickets. Hopefully these three guys will be back next season, knocking on the door of grade selection.

It would be remiss not to thank their dads, Sam, Reuten and Ian for their support of the side, even putting their bodies on the line when required in the field. Having a couple of extra scorers certainly takes the pressure off and the guys were especially thankful of their assistance. I must also thank Conor's better half for her assistance during the season, often scoring for us as well.

As usual the season required the emergency fill in players such as Greg Yates, Jake Horsewill, Lachy and Brendan. Thanks guys.

All in all we had fun, which is what it is all about.

Ken McKay

C2 SUB DISTRICTS PREMIERSHIP STATISTICS

Premiership:	5th
Matches played:	Played 14, Won 1st innings 5, Drawn 1, Lost 1st innings 6, Lost outright 2
Records:	Nil

C2 Sub Districts Batting

Player	Matches	Innings	Not Outs	Best Score	100s	50s	Runs	Average	Catches/Stumpings
CIF Rees	13	19	2	74	-	2	322	18.94	9/-
SR Niven	12	15	1	101	1	-	259	18.50	12/2
N Farmer	11	13	-	97	-	1	257	19.77	4/-
DA Went	12	16	2	36*	-	-	231	16.50	5/-
JE Boyd	13	16	1	52	-	1	208	13.87	3/1
OS Higgins	7	10	-	57	-	2	197	19.70	1/-
M Proellocks	4	6	-	68	-	2	145	24.17	2/-
JGF Horswill	1	2	1	59*	-	2	118	118.00	-/1
AH Teo	6	7	1	50	-	1	117	19.50	3/-
DW Moorhouse	12	13	3	26	-	-	110	11.00	7/-
K Rubin	1	1	-	92	-	1	92	92.00	-/-
KIR McKay	13	12	4	14	-	-	43	5.38	3/-
BA Pendergast	1	1	1	42*	-	-	42	-	2/-
SV Higgins	2	1	1	40*	-	-	40	-	-/-
J Voll	6	7	1	23	-	-	39	6.50	2/-
SA Metcalf	3	1	1	30*	-	-	30	-	-/-
GJ Yates	4	4	-	14	-	-	28	7.00	2/-
MM Hughes	13	13	4	7	-	-	22	2.44	4/-
ST Thwaites	2	3	-	11	-	-	21	7.00	-/-
SJ Allan	8	9	1	4	-	-	10	1.25	2/-
B Badenhorst	2	1	-	9	-	-	9	9.00	-/-
TB Gibson	2	3	1	6*	-	-	7	3.50	1/-
RB Irwin	1	1	-	1	-	-	1	1.00	-/-
JAT Wheatley	2	2	-	1	-	-	1	0.50	-/-
LJ Bartholomew	1	1	-	0	-	-	-	0.00	-/-
ZJ Knight	1	1	-	0	-	-	-	0.00	-/-
LM Munro	1	1	1	0*	-	-	-	-	1/-
KG Tuite	1	-	-	0	-	-	-	-	-/-

C2 Sub Districts Bowling

Player	Overs	Maidens	Runs	Wickets	Average	Best	5 Wkts.
MM Hughes	138.1	23	488	21	23.24	3-15	-
CIF Rees	105	19	399	21	19.00	3-20	-
JE Boyd	59.3	13	212	15	14.13	4-20	-
DA Went	70.4	12	279	14	19.93	4-11	-
AH Teo	54	8	219	13	16.85	4-17	-
SJ Allan	89.5	9	365	11	33.18	2-24	-
KIR McKay	57.2	8	243	11	22.09	3-22	-
J Voll	28	5	100	10	10.00	6-27	1
ST Thwaites	21	2	63	2	31.50	1-12	-
TB Gibson	14	-	75	2	37.50	1-27	-
LJ Bartholomew	8	2	22	2	11.00	2-22	-
B Badenhorst	10	1	52	1	52.00	1-52	-
GJ Yates	8	-	33	1	33.00	1-17	-
K Rubin	7	2	28	1	28.00	1-28	-
LM Munro	5	1	22	1	22.00	1-22	-
M Proellocks	2	-	20	-	0.00	0-20	-
DW Moorhouse	1	-	11	-	0.00	0-11	-

UNDER 17 LORD'S TAVERNERS GRADE

North Zone	
Valley	52.00
Sunshine Coast	43.00
Northern Suburbs	31.00
University of QLD	24.00
Sandgate-Redcliffe	18.00
Toombul	0.00

South Zone	
Wynnum Manly	48.00
Gold Coast	43.00
Western Suburbs	35.25
South Brisbane	24.00
Redlands	12.00
Ipswich / Logan	0.00

Under 17 Grade Captain's Report: Josh Neill

The season started full of promise, with a strong group of players eligible for selection. It ended in controversy with a loss in the final, mainly because the wicket being used was not the same as the previous week (but more on that later).

The season was successful with victories in all games except the final, with the team finishing as minor premiers.

21 players were used during the season, which highlighted the depth of the Club. Many are eligible again next year, where the team will once again be very competitive.

There were many highlights, with centuries being scored by Owen Lynch and Liam Peterson. Liam's century was great to watch, as it was at better than a run a ball. Kuyen Lewis also contributed with the bat, scoring two half centuries. In the bowling department, our leg spinner Dylan Mullen was the leading wicket taker, which included a five wicket haul in the outright win against Toombul.

Our two opening bowlers in Donal Whyte and Harry Willmington also performed well, gaining early wickets in many matches. These three players, as well as Kuyen Lewis are only under 16 and will be eligible again next year.

The final against Wynnum was very controversial. On day one Wynnum won the toss and batted on a wicket which had been used the previous day and was good to bat on. We worked hard to contain Wynnum and bowled them out for 242.

We were confident our strong batting line up could chase down the target on day two.

We arrived at Brisbane Grammar School Grounds to find that a different strip had been prepared and that the wicket was wet, due to the covers being on for 2 days. It also hadn't been used on the Saturday. The umpires discussed the situation and decided that under the rules the game could be awarded to us. But after some calls to Queensland Cricket staff and in the interest of the game, we agreed to play.

After a late start we were going well at 1 for 75, only to lose a couple of vital wickets prior to the break. Following the break, Wynnum's spinner Pat Farrell went through us on a wicket that turned sharply and Wynnum were the victors.

During the year there were many positives and the competition provided many players with an opportunity to experience harder cricket. Kuyen Lewis also captained the team in my absence.

Thanks to all the players, as well as to coach Brett Neill and to both David Walker and Jim Whyte for all their support during the year.

Although we didn't win the competition, it was a very successful season.

Josh Neill



Slips cordon in the Grand Final (L to R): D.Mullen, D.Mclachlan, O.Lynch, K.Lewis

UNDER 17 LORD'S TAVERNERS STATISTICS

Premiership:	1st in group, lost Grand Final
Matches Played:	6: Won outright 1, Won 1st innings 3, Lost 1st innings 2
Records:	9th Wicket partnership of 103* runs between LG Petersen and HP Wilmington

Under 17 Lord's Taverners Grade Batting

Player	Matches	Innings	Not Outs	Best Score	100s	50s	Runs	Average	Catches/Stumpings
ON Lynch	4	4	1	121*	1	1	236	78.67	3/-
KPV Lewis	6	6	2	79	-	2	205	51.25	4/-
JS Neill	4	4	-	105	1	-	159	39.75	2/-
LG Petersen	4	3	1	103*	1	-	140	70.00	-/-
AE Raj	5	5	-	46	-	-	131	26.20	4/-
LJ Tindall	3	3	-	66	-	1	122	40.67	4/-
DJ Cook	4	3	-	63	-	1	83	27.67	2/-
PJ Chorley	3	3	-	44	-	-	48	16.00	-/-
DC Mullen	4	3	-	33	-	-	46	15.33	1/-
HP Wilmington	6	4	3	33*	-	-	40	40.00	1/-
DP McLachlan	4	3	-	26	-	-	34	11.33	7/2
JGF Horswill	3	2	1	18	-	-	32	32.00	6/-
HC McNeilly	3	2	-	6	-	-	11	5.50	-/-
XL Thornton	4	1	1	9*	-	-	9	-	-/-
MJ Farley	1	1	-	7	-	-	7	7.00	-/-
LA Kirk	6	3	1	2	-	-	2	1.00	4/-
DM Whyte	6	-	-	0	-	-	-	-	2/-
AL Ball	2	-	-	0	-	-	-	-	-/-
HJ Collier	2	-	-	0	-	-	-	-	1/-
JA Godkin	2	-	-	0	-	-	-	-	-/-
BD McLachlan	1	-	-	0	-	-	-	-	-/-

Under 17 Lord's Taverners Grade Bowling

Player	Overs	Maidens	Runs	Wickets	Average	Best	5 Wkts.
DC Mullen	73.1	25	142	14	10.14	5-34	1
DM Whyte	65.2	22	181	13	13.92	3-1	-
HP Wilmington	56	18	124	10	12.40	4-18	-
HC McNeilly	54.1	10	147	7	21.00	4-63	-
LA Kirk	28	8	89	5	17.80	2-10	-
LG Petersen	32	4	117	4	29.25	2-11	-
ON Lynch	30	10	61	3	20.33	2-42	-
HJ Collier	26	9	51	3	17.00	1-16	-
JA Godkin	19	5	63	3	21.00	2-12	-
AE Raj	18	5	59	3	19.67	2-7	-
XL Thornton	16	1	39	2	19.50	2-16	-
AL Ball	10	3	26	2	13.00	2-16	-
LJ Tindall	8	2	25	1	25.00	1-17	-
PJ Chorley	4	2	7	1	7.00	1-7	-
DJ Cook	4	-	11	1	11.00	1-8	-

OVER 40's GRADE ONE-DAY COMPETITION

Sandgate-Redcliffe	30
Ipswich / Logan	24
Redlands	12
Valley	12
South Brisbane	9
University of QLD	9
Wynnum Manly	9
Western Suburbs	9
Toombul	6
Sandgate-Redcliffe (2)	3
Ipswich / Logan (3)	3
Ipswich / Logan (2)	0

Over 40's Report: Jon Stoddart (Manager) & Peter Sherman (Captain)

Round 1 vs Sandgate-Redcliffe at home (by S.Godes)

Sandgate 156 off their allotted overs (DK 4/18). A gettable target.

A trouble free first 4 overs 0/15 and lads looked in control. Then 4fa35. Yikes. Openers out caught, Gullo smashed one onto his pad for an LB and our next game new ball bowler Matty Ryan skied one to inherit daddles. Welcome to 40's champ.

Throughout the carnage Kerr'ry stood resolute, teasing the fielders with well placed chips and the odd quick single... Tap on the shoulder.... Godes, I'll take over your better pad up.... This can't be good!

A great partnership then started to flourish. Marc Busted Fingers Banville and our man Kerr'ry (you try spelling it!) dug in and went to town post drinks getting us to 83. I came and went adding little before another partnership ensued, with our man BD whacking a quick fire 19 completing a great allround day, including saving a single off Shermo whilst standing in slips (had to be there).

Dasco gone and we are 7/132. Absolute knife edge and about now Jonesy is speaking in tongues. Harro strides out and looks a man out of knick but gets everything bar the kitchen sink behind. Kerr'ry goes for a brilliant 40 chasing quick runs leaving Rob Mc, Jonesy and Harro to get the job done.

Overs are flying by, the slow paced wicket and bowling and ring field creating ball by ball drama. Thinking of getting a young priest and an old priest for Jonesy as he patrols the sheds on his one good groin. Robby flays 2 quick boundaries. Harro scunges a couple of singles, then a McKenna 3 and we're almost there.

A text from Shermo "4th rum Qantas lounge". Yeah good onya skip.... Harro darts for a single... Out! Gone!! Bobby Jones frantically checks the rules for a runner. No luck sunshine... "you were made for this" I said... this can't be good I was thinking.

With his one good groin, trusty willow and fired with determination, Bobby hobbled his way to 4 not out, with Rob scoring a brilliant 15 not out to secure another famous victory for the Valley men.

Much man hugging ensued and fortunately the bar was still open for some story telling at the end of day.

Round 2 vs Ipswich/Logan away

A side of 10 rocked up over the fence from the Amberley airbase to take on the Ipswich/Logan Hornets, who also had 10 on the team list. Rob McKenna's 5yo offered to help out, but we thought he might put a few of us to shame in the field.

Deck looked a cracker, but the absolute carnage that followed (Diehards 104 def Hornets 99) showed that looks can be very, very deceiving. It must have been a minefield (or a basketball game). You might also expect that the bowling was top quality but, as S.Undries top scored for us, and would have for the Hornets if we hadn't dropped their opener 5 times, that theory also gets shot down. We were often surprised by a ball on the wicket.

Chappy, in his fitness test for the Over 90s national championships, failed the eye exam, shouldering arms to one that ducked back, LBW for 6. Shermo yorkeed himself for 6 also and Knuckles Banvill hit one straight up, caught out for 7. "Wayne" Kerr thought he'd test the leniency of the ump with LBWs (not very apparently), out "gunned" for 1. Gullo found the boundary with some top shots before holing out for 18 (2nd top score after S.Undries 25).

Our middle order then consolidated with some solid double figure scores, Dasco 13 and Plank Ryan 14 both losing their castles and Gilligan knocking the mid-off fieldsman's pinkie nail clean off (catch taken though, out for 11). Godes is hard to keep out of the game, but being skittled for 1 minimised his impact on this part. Harrow is growing into a full size cricketer, ignoring Plank's (the duck holder) calls of NO NO to confidently get off the dreaded daddles and be not out 2 at the end, robbed of higher honours by Godes.

104 didn't seem nearly enough, so it looked like we were in for an early day. Luckily the breeze had kicked in by the time we took the field.

Dasco sprayed a few early but straightened one up to have one opener LBW with the last ball of his first over, 1-12. Gullo called fair catch, ala NFL, to the first catch that went up, off Dasco and at point and into the sun. \$1 fine. Plank Ryan complained of a few being slogged of the stumps, then put his hand up to drop one hit back at him. \$1. Shermo also didn't get his hands up over his head in time to grass another C&B, \$1. Gullo tried an AFL approach to his next attempt at long on off Godes, but after great hang time spilled the chest mark, \$2. Plank then caught one (not literally) on his jaw after it forced itself through his hands, also at long on off Godes, \$2.

Godes as usual was quite relaxed by these unfortunate events, but at 1 for 64 off 10, things (other than the fines kitty) weren't looking good. Shermo then got a low full toss clipped to square leg where Gilligan took a fine low catch. (Practice with his 5yo son paying off). Godes then got Copeland, the top scoring (34) 5 times dropped opener, with a slider caught behind by Knuckles. Why do they keep playing for the spin? Two more furniture disturbing wickets, one each to Shermo and Godes, 3 straight maidens, some great fielding led by Harrow and the Hornets had the wobbles. The Diehards were back in it and Godes was pumped. His 3rd wicket, a duck LBW and it was 6 for 73.

A six off Shermo (someone finally hit with the breeze) and it's 6 for 89. Two more overs, 5 off each, 6 for 99. Defending 104. No pressure. Gullo takes over and dots up his first loosener, then Knuckles pulls off a great stumping to the 2nd ball as the unhappy batsman's foot had lifted. Out comes the guy missing a finger nail. No glove on his right hand. We realise that he is it. Their 10th didn't end up showing. Easy as, Gullo wobbles one that sneaks through to knock over the stumps. Gullo on a hattie next match and a great comeback victory to the Diehards.

A victory worth a beer and singing about, and in the clubhouse it was so. A few newbies hadn't sung it before. MoM to Gullo, On time, Top score, 2 poles in 2 balls and some NFL and AFL catching. No ducks so Plank retains possession of Daddles.

(NB. They use a golf cart for drinks out near the middle across their 5 fields. We should consider this innovation at Yoku Rd)

Round 3 vs Toombul

Toombul forfeited the weekend of the Phil Hughes memorials. Bobby McGhee didn't want to be knocking our heads off (Diehards don't turn their backs though. Too soon?).

Round 4 vs Wynnum at home.

We were all feeling confident after watching The Legends clean up Sandgate in the T20 curtain raiser. Also creating good vibes was the Cape Town pre-tour get together welcoming Stan, Jannine and Neville Harvey to the Tour party.

Shermo lost the toss and Wynnum elected to bat on a deck with a little in it according to Hooch. Disco beat the bat regularly with shape and cleaned up one opener. Plank Ryan from the other end bowled without luck, getting bottom, inside and outside edges with one hitting fingers at both 2nd and 1st slip for a couple of fines. Stan Harvey (down from Mackay and on Debut) then pulled one out of the air at cover to give Plank a deserved wicket. Gilligan then had two caught, one by a diving Godes at point (can't keep a good man out of the game) and one to Stodds off the back of the bat and then helmet.

The Wynnum run rate was ticking along close to 6po but Knuckles Banvill brought it back a touch, with 6 unlucky overs for 25. Stan then knocked one out of the air but recovered to get the guy run out instead. Gallo rocked up a little late (as we started early) and missed his hat-trick opportunity from the last game, but picked one up a few balls later. Great strike rate and 4 tidy overs before pulling his side and then throwing 2 grenades to Steely Dann, who smoked one over near the water tanks. 7 unlucky Godes overs (along with some shot putting from deep point) and great fielding from Harrow, who was chased by the ball all day and Wynnum finished with 6/197.

Stoddy and Kerr'ry opened up and Steely bowled with pace and movement similar to Bobby McGhee at Toombul last year. His first 5 overs included 3 maidens and 5 in total. Kerr'ry was claimed LBW and Knuckles skied one to the keeper after a few boundaries. Stoddy stroked a few to the fence and ran hard before trying a leg side ramp and was bowled for 25.

Shermo put a few fullies away before holing out for 48 and Stan impressed on debut, accumulating 18 for a partnership of 61. Plank, Gullo and Gilligan all got starts and the game was within reach. Steely came back for the last 2 overs to give us a few wides and probably caused some unusual dismissals at the other end thanks to the donkey drops. Harrow got off the dreaded 0 (Plank retains Daddles) but was run out coming back for 2, despite a great dive to get close.

Just 6 shy for our first loss of the season. Game played in great spirit and a few beers shared after the game.

Round 5 vs Redlands at Wellington Point. (Winter is Coming or A Game of Ducks)

Another loss to even up the season scorecard: 2 wins, a forfeit and 2 losses. Neville Harvey on debut prior to the SA tour impressing with bat and ball. Ben Armstrong and Paul Stenhouse smashed us around a bit. Foto and Godes picked up 2 each and the rest shared evenly. Stodds got a wicket but manages to let the other 11 legal balls go for 30, one well deep into the creek.

Never really in it with the bat, 20s to Shermo, Knuckles and Dasco and Nev 38 for a total of 131. If your maths is any good that doesn't leave too many more. Stodds with 9, Plank 6, Harrow 1 and short possession of Daddles to Foto, Gullo and Zoy. SJ Gode inheriting Daddles for the off-season. Lengthy presentation ceremony with the Redlands boys after the game.

Great season of camaraderie, sportsmanship and fun, reminding us all what cricket is all about.

Shermo

OVER 40's GRADE ONE DAY COMPETITION STATISTICS

Matches Played:	5: Won 2, Won on forfeit 1, Lost 2
Records:	Nil

Over 40's Grade Batting

Player	Matches	Innings	Not Outs	Best Score	100s	50s	Runs	Average	Catches/ Stumpings
PD Sherman	4	4	-	48	-	-	87.00	21.75	1/-
MD Banvill	4	4	-	23	-	-	61.00	15.25	3/1
BM Dascombe	4	3	1	22*	-	-	54.00	27	-/-
BW Kerr	3	3	-	40	-	-	52.00	17.33	-/-
RR McKenna	3	3	2	19*	-	-	45.00	45	1/-
MA Gulliver	4	4	-	18	-	-	41.00	10.25	-/-
NI Harvey	1	1	-	38	-	-	38.00	38	-/-
JM Stoddart	2	2	-	25	-	-	34.00	17	1/-
MJ Ryan	4	4	-	14	-	-	31.00	7.75	-/-
SB Harvey	1	1	-	18	-	-	18.00	18	1/-
SJ Gode	4	3	-	9	-	-	10.00	3.33	1/-
WG Chapman	1	1	-	6	-	-	6.00	6	-/-
MA Harris	4	4	1	2*	-	-	6.00	2	-/-
RH Jones	1	1	1	4*	-	-	4.00	-	-/-
DM Khan	1	1	-	4	-	-	4.00	4	-/-
Z Conoplia	1	1	-	0	-	-	-	0	-/-
MF Frame	1	1	-	0	-	-	-	0	-/-
MG Horswill	1	-	-	0	-	-	-	-	-/-

Over 40's Grade Bowling

Player	Overs	Maidens	Runs	Wickets	Average	Best
SJ Gode	25	-	123	6	20.50	3-29
PD Sherman	18	-	63	4	15.75	2-20
MA Gulliver	12	1	56	4	14.00	2-0
DM Khan	4	-	18	4	4.50	4-18
BM Dascombe	18	-	93	3	31.00	1-21
MJ Ryan	22	-	126	2	63.00	1-20
MF Frame	6	-	39	2	19.50	2-39
R McKenna	6	-	40	2	20.00	2-40
MD Banvill	8	-	33	1	33.00	1-8
RH Jones	3	-	5	1	5.00	1-5
NI Harvey	1.2	-	11	1	11.00	1-11
JM Stoddart	2	-	30	1	30.00	1-30
MA Harris	1	-	9	-	0.00	0-9



Over 40's for Round 4 vs Wynnum Manly at Peter Easton Oval

SUNDAY LEGENDS GRADE T20 COMPETITION

Team	Points	NRR
South Brisbane	16	1.5872
Valley	16	0.754
Sandgate - Redcliffe	10	-0.408
Toombul	6	-0.613
University of Qld	2	-2.414

Sunday Legends Captain's Report: Owen Gilchrist

This year was the fourth year there was a team representing Valley in the Legends competition. This year the Valley Legends bounced back from a bottom of the ladder performance in 2013/14, to an undefeated premiership win this season. The second premiership in three years.

The team was again made up of a familiar crew, with a total of 18 matches played over the 4 seasons by Valley, 17 have been contested by Gilly, Cotts and Lanners, 16 by GB, 15 by Bantam, 14 by Hoochie and Mitch, 13 by Ando and 12 by Chuck. This core of players was joined by other Legends Dudgo and Jarv this season and a couple of guest appearances by Spade, Smithy, Fox and our very own international, Gump.

We started the season off slowly by narrowly defeating Toombul, tying with Souths and another close match against Sandgate Redcliffe. It would be fair to say that we didn't play particularly good cricket throughout the early part of the season. Without the sensational form of Jarv, who incidentally scored two 50's this year when there has only been a total of five 50's in the history of the Valley Legends, we wouldn't have remained undefeated throughout the season and he duly received the MVP award this year.

We built solidly from those early matches. We played an excellent match against University, where Hoochie's shoulder recovered remarkably (once their key player Farrell was snicked off early by Ando) and we recorded a relatively straightforward victory.

We qualified for the Grand Final and thanks must go Queensland Cricket for making Allan Border Field available, providing excellent hospitality for the day, as well as the improved standard of umpiring allocated to all our matches this season.

To say we were on top after the first ball would be an understatement. The Souths opening and key batsman who had pummelled us to all corners in a previous year, attempted the

charge and slog off the very first ball from Hoochie and was duly caught. You can't do that to the big man and expect to get away with it!

From there, the bowling from Hoochie, Ando, Lanners, Cotts, Bantam and Dudgo was first class. It was like turning back the clock to see these Legends in full flight, with plenty of plays and misses on the flattest track you could ever ask for. This bowling effort was equally matched by the quality of our fielding and catching (except for first slip), which highlighted how switched on every member of the team was.

In the end, we bowled Souths out for just a touch over 80 and thanks to some aggressive batting from GB and Dudgo, managed to record an easy win only one down and with plenty of overs to spare.

Our bowlers really deserve the credit for our performances this and every year. With Hoochie averaging 11 in the four years of this competition, Ando 18, Lanners 21, Bantam 13 and Cotts 17, it's easy to see why we have enjoyed the success we do.

Thanks as always to Pat Culpan for scoring for us throughout the season, but choosing a First Grade semi over our GF meant a call up for Mrs Bantam. Thank you for coming down and scoring for us Alison.

Although the years have slowed us down a little, there is still a great competitive spirit within the team, but most importantly we have a great amount of fun and enjoy each other's company. Mind you, we are still waiting for the confirmation of dates for our end of season trip.

Thanks for letting a relative club new comer captain the team and hopefully we'll all pad up again next year in an attempt to go back to back.

Owen Gilchrist

SUNDAY LEGENDS GRADE T20 COMPETITION STATISTICS

Premiership:	Won Grand Final
Matches Played:	4: Won 3, Tied 1

Sunday Legends Grade Batting

Player	Matches	Innings	Not Outs	Best Score	100s	50s	Runs	Average	Catches/Stumpings
JA Maddox	5	4	3	52*	-	2	136	136.00	3/-
GC Brown	5	4	-	43	-	-	94	23.50	4/-
AK Dudgeon	4	4	1	29	-	-	60	20.00	2/-
OS Gilchrist	5	5	1	28*	-	-	40	10.00	2/5
TC Scott	1	1	-	39	-	-	39	39.00	1/-
DW Cottee	5	2	1	19*	-	-	35	35.00	1/-
AA Coolwell	1	1	-	24	-	-	24	24.00	1/-
DR Turner	5	2	-	10	-	-	19	9.50	1/-
CJ Lanagan	5	2	-	4	-	-	8	4.00	3/-
C Smith	1	1	1	7*	-	-	7	-	-/-
MPW Jeh	1	1	-	7	-	-	7	7.00	1/-
GW Mitchell	5	2	-	5	-	-	7	3.50	5/-
RAJ Anderson	4	1	1	1*	-	-	1	-	1/-
MD Norris	2	1	1	1*	-	-	1	-	-/-
AJ Brown	5	2	1	1*	-	-	1	1.00	2/-

Sunday Legends Grade Bowling

Player	Overs	Maidens	Runs	Wickets	Average	Best
AJ Brown	20	2	91	9	10.11	3-13
DW Cottee	16	2	81	7	11.57	4-14
DR Turner	16	3	57	7	8.14	3-25
RAJ Anderson	15	-	73	5	14.60	2-15
AK Dudgeon	4.2	-	26	3	8.67	3-13
MPW Jeh	3	-	18	3	6.00	3-18
CJ Lanagan	19	-	104	2	52.00	1-18
AA Coolwell	3	-	13	2	6.50	2-13
GC Brown	2	-	15	-	0	0-15
TC Scott	1	-	9	-	0	0-9



Sunday Legends T20 Premiers

VALLEY DISTRICT CRICKET CLUB

AFFILIATED WITH THE QUEENSLAND CRICKET ASSOCIATION

ESTABLISHED 1897



SUNDAY LEGENDS T20 CHAMPIONS 2014 - 2015

BACK ROW: Owen Gilchrist, Chris Lanagan, Richard Anderson, Darin Turner, Gavin Brown, Jason Maddox.
FRONT ROW: Mark Norris, Tony Norris, Grant Mitchell, David Cottee, Tony Dudgeon.

WOMEN'S SECOND GRADE – The Jodie Fields Shield

Team	Points
Gold Coast	73
Sandgate-Redcliffe	70
Valley	63
Sunshine Coast	34
University of QLD	22
Western Suburbs	13

Women's Second Grade Captain's Report: Cara Musk

The season began early with an entirely new group of girls finding their way to Valley's and we got straight into building a new team. We found ourselves amongst a group of girls who despite different ages and experience levels all came together and quickly formed a great bond.

With mentoring and coaching from Wayne Smith, Alex Lynch and Clinton Kempnich, along with some of our more experienced players (Christie Coulson, Amanda Whitehead and myself) we quickly had our new players performing both in the nets and on the field.

We began the season as unknowns to the competition, but after a few games we found our feet and began to gain a reputation as a team not to underestimate.

I'm sure all who were present will never forget the thrilling match against Gold Coast, where two of our most inexperienced players (Brittney and Jade) held fast with the bat and guided us to victory against the competition front-runners. We were all on the edge of our seats until the last ball of the game.

As the season progressed we became more & more confident. After a five game winning streak we began to set our eyes on the finals.

With some late arrivals in Danni McGuinness and Charlie Knott joining the team after the Christmas break, we increased our depth and continued to grow as a team. Both provided many stand out performances and will prove to be assets to Valleys in the years to come.

Unfortunately, losses of key games let us down in our bid for the finals. However they had no effect on the team's enjoyment of the game.

We all developed as cricketers throughout the season. As this my first time captaining a side, I never stopped learning both from the game and the girls I had the privilege to play with.

I look forward to getting stuck into the 15/16 season and hope to continue building on the tradition of Valley women's cricket.

Cara Musk



Selina Solman bowling at Peter Easton Oval vs Sandgate Redcliffe

WOMEN'S SECOND GRADE COMPETITION STATISTICS

Premiership:	15: Won 10, Drawn 1, Lost 4
Matches Played:	Nil

Women's Second Grade Batting

Player	Matches	Innings	Not Outs	Best Score	100s	50s	Runs	Average	Catches/Stumpings
CR Coulson	14	14	-	66	-	2	267	19.07	3/-
CA Musk	14	12	4	50*	-	1	224	28.00	5/-
CN Lewis	11	9	-	74	-	1	214	23.78	4/1
NE Lynch	11	10	3	39*	-	-	176	25.14	2/-
VL Mcneil	7	7	2	44	-	-	105	21.00	1/-
DP McGuinness	10	6	2	32	-	-	83	20.75	1/-
Z Conoplia	3	3	-	27	-	-	57	19.00	3/-
DA Carver	7	5	-	17	-	-	49	9.80	3/-
CR Knott	4	4	-	27	-	-	48	12.00	-/-
S Solman	9	6	3	19	-	-	42	14.00	1/-
AL Whitehead	14	10	4	9	-	-	38	6.33	4/1
NJ Wills	11	5	2	10*	-	-	14	4.67	2/-
KM Livermore	6	2	1	10*	-	-	13	13.00	1/-
JL Wardle	7	1	1	2*	-	-	2	-	-/-
BL Robson	3	2	1	1*	-	-	2	2.00	-/-
SD Shaw	1	1	-	1	-	-	1	1.00	-/-
EJ Taudevin	3	2	-	1	-	-	1	0.50	-/-
BL Rosenthal	5	2	1	0*	-	-	-	0.00	-/-
MB Ryan	1	1	-	0	-	-	-	0.00	-/-
DI Williamson	1	1	-	0	-	-	-	0.00	-/-
LK Lynch	1	1	1	0*	-	-	-	-	-/-
JA Savage	1	1	1	0*	-	-	-	-	-/-
G Chandler	4	-	-	0	-	-	-	-	1/-
MN Chandler	3	-	-	0	-	-	-	-	1/-

Women's Second Grade Bowling

Player	Overs	Maidens	Runs	Wickets	Average	Best	5 Wkts.
CR Coulson	73	17	197	27	7.30	5-11	1
CA Musk	60	3	272	10	27.20	3-16	-
AL Whitehead	36.5	-	189	10	18.90	4-25	-
S Solman	41.2	6	160	9	17.78	4-14	-
NE Lynch	38.2	1	177	7	25.29	3-8	-
CR Knott	13	-	68	5	13.60	3-41	-
CN Lewis	16	-	99	4	24.75	2-12	-
DA Carver	10	1	37	3	12.33	2-8	-
NJ Wills	9	-	41	2	20.50	1-10	-
DP McGuinness	4	-	24	2	12.00	2-9	-
JL Wardle	7	-	41	1	41.00	1-15	-
KM Livermore	6	-	48	-	0.00	0-10	-
MB Ryan	2	-	10	-	0.00	0-10	-
EJ Taudevin	2	-	15	-	0.00	0-15	-
BL Rosenthal	1	-	7	-	0.00	0-7	-
DI Williamson	1	-	13	-	0.00	0-13	-

TEAM AND INDIVIDUAL ALL-TIME RECORDS

IMPORTANT NOTES & GRADES HISTORY

IMPORTANT NOTES	<p>(i) Annual Reports from 1898-99 to 1921-22 are reported to have been lost in a flood. If anyone has, or knows of the whereabouts of any of these reports, it would be appreciated if you would contact the Club Secretary or any Club official.</p> <p>(ii) N/R — means 'Not Recorded' or 'Not Recorded Fully'</p> <p>(iii) The Top 20 All-Time Tables exclude:</p> <ul style="list-style-type: none"> • First Grade One-Day competitions; • Open Age competition; • Under 19 competitions; • Over 40's competitions; • Sunday Legends T20 competities; • Women's teams; • Zone 2 Valleys/Norths/BNJCA Junior teams. <p>(iv) Premiership wins are from 1897-98 to present.</p>	
GRADE	NOTES	RECORD DATES
First – Premiership	Previously 'A' Grade One-Day Competitions are NOT included.	1897-98 – 1910-11 1922-23 – present
First – One Day Competitions	No records for 1984-85 & 1990-91 as scorebooks unavailable. 1982-83 includes only Rounds one & two. Records for 1996-97 to 1999-00 taken from Annual Reports but as no scorebooks available, partnerships and some individual records unknown. In some cases statistics have been obtained from various Annual Reports. Eg: Centuries, competition wins.	Since 1982-83
First – T20 Competitions		Since 2005-06
Second – Premiership	Previously 'Reserve' Grade 'B' Grade was recorded as Second Grade from 1922-23 to 1933-34 as it was the Club's second highest Grade prior to the introduction of 'Reserve' Grade in 1934-35.	1897-98 – 1910-11 1922-23 – present
Second – One Day Competition		Since 2010-11
Second – T20 Competition		Since 2010-11
Third	Previously 'B' Grade 'C' Grade was recorded as Third Grade from 1922-23 to 1933-34 as it was the Club's third highest Grade prior to the introduction of 'Reserve' Grade in 1934-35.	Since 1922-23
Fourth	Previously 'C' Grade Prior to the introduction of 'Reserve' Grade in 1934-35, 'C' Grade was recorded as 'Third' or 'B' Grade, as it was the Club's third highest Grade (until 1934-35).	Since 1934-35
Fifth		Since 1979-80
Sixth		Since 1992-93 Discontinued 1997-98 Resumed 2007-08
Under 18	Previously 'Intermediate'. Also known as Under 17 from 1986 to 1988.	Since 1948-49 Discontinued 1991-92 Resumed 1997-98 Discontinued 2007-08
Under 19	There was no Under 19 competition from 1974-75 to 1980-81 and from 1997-98 to 2003-04. Resumed 2004-05 but discontinued 2010-11.	Since 1969-70
Open Age	Replaced the Under 19 competition with its goal to provide 1-Day cricket for lower Grade players. No records in report.	1997-98 only
Under 16/17/18 Lord's Taverners Competitions	Lord's Taverners Competition Under 16 from 1991-92 to 2006-07 inclusive and 2012-13 to 2013-14. Under 17 in 2007-08 to 2009-10 inclusive and 2014-15. Under 18 in 2010-11 & 2011-12.	Since 1991-92
Schoolboy	Under 15 Competition	Since 1957-58 Discontinued 1975-76
Sub Districts/Warehouse	All Sub Districts and Warehouse Grades have been combined under this heading. There were no Valley Sub District/Warehouse teams from 1979-80 to 1988-89 inclusive.	Since 1977-78
Over 40's	Limited Overs One Day Competition	Since 2001-02
Sunday Legends T20 Competition	Limited Overs Twenty 20 Competition	Since 2011-12
Women's	There were no Valley women's teams from 1989/90 to 1992-93 inclusive, & from 2003-04 onwards.	1979-80 to 2002/03
Juniors (Zone 2)	Valley/Norths Zone.	1972-73, 1975-76 to 1985-86
BNJCA	Please refer to the Junior Teams Section of this report. Brisbane North Junior Cricket Association (BNJCA)	Since 1993-94 Since 1997-98

REPRESENTATIVES IN INTERNATIONAL & INTERSTATE MATCHES

AUSTRALIAN PLAYERS (12) (Era whilst at VDCC)

1911-12	JW McLaren
1924-25	LPD O'Connor
1926-27	LPD O'Connor; ADA Mayes
1928-29	OE Nothling
1929-30	A Hurwood
1930-31	A Hurwood
1946-47	D Tallon
1980-81	AR Border
1981-82	AR Border
1982-83	AR Border; KC Wessels
1983-84	AR Border; KC Wessels
1984-85	AR Border (Captain); KC Wessels; GM Ritchie
1985-86	AR Border (Captain); KC Wessels; GM Ritchie
1986-87	AR Border (Captain); GM Ritchie
1987-88	AR Border (Captain)
1988-89	AR Border (Captain)
1989-90	AR Border (Captain)
1990-91	AR Border (Captain)
1991-92	AR Border (Captain)
1992-93	AR Border (Captain); ML Hayden
1993-94	AR Border (Captain); ML Hayden
1994-95	SG Law (One-Day Team)
1995-96	SG Law
1996-97	ML Hayden; SG Law (One-Day Team)
1997-98	ML Hayden (One-Day Team)
1999-00	ML Hayden (Test & One Day Team)
2000-01	ML Hayden (Test & One Day Team)
2001-02	ML Hayden (Test & One Day Team)
2002-03	ML Hayden (Test & One Day Team)
2003-04	ML Hayden (Test & One Day Team)
2004-05	ML Hayden (Test & One Day Team)
2005-06	ML Hayden (Test & Twenty20 Team)
2006-07	ML Hayden (Test, One Day & Twenty20 Team)
2007-08	ML Hayden (Test, One Day & Twenty20 Team)
2008-09	ML Hayden (Test)
2012-13	UT Khawaja (One Day Team)
2013-14	UT Khawaja (Test)

QUEENSLAND PLAYERS (65)

Player	Era (whilst at Valley)
SP Jones	1899/00
CF Morgan	1899/00 – 05/06
R Macdonald	1899/00, 02/03 – 03/04
CY Adamson	1899/00
HW Chapman	1901/02
AA Atkins	1902/03 – 05/06
RD Pyke	1904/05
T Byrne	1901/02 - 05/06
CW Patrick	1905/06
MF McCaffrey	1908/09
JW McLaren	1906/07 – 14/15
SJ Redgrave	1908/09
SJ Fennelly	1909/10 - 1910/11, 1920/21
AE Sims	1910/11
LPD O'Connor	1912/13 – 13/14, 20/21 – 29/30
SW Ayres	1913/14 – 14/15, 19/20 – 24/25
RJ Willcocks	1913/14
LE Oxenham	1919/20
WM Kay	1920/21
CBP McFarlane	1924/25, 30/31
CW Sim	1925/26
EH Hutcheon	1925/26
ADA Mayes	1925/26 – 26/27
A Hurwood	1925/26, 27/28, 29/30 – 31/32
OE Nothling	1927/28 – 28/29
RM Levy	1928/29 – 29/30, 32/33 – 35/36

VHV Goodwin	1929/30 – 30/31
KLM Mossop	1929/30 – 32/33
W Duncan	1930/31
JEHP Hogg	1931/32
BRD O'Connor	1934/35 – 35/36
WC Andrews	1936/37
BL Webb	1937/38
D Tallon	1946/47
FE Nolan	1948/49 – 49/50
JT Harten	1948/49 – 49/50
CE Harvey	1949/50
RP Easton	1959/60
GM Egan	1963/64 – 64/65
J Brown	1965/66
GT Gray	1968/69
KE Dudgeon	1969/70 – 74/75
FM Francke	1971/72 – 79/80
PA Ryan	1971/72
WJ Neville	1971/72
CJ Cooke	1976/77
GJ Madders	1979/80
AR Border	1980/81 – 95/96
KC Wessels	1980/81 – 85/86
AB Henschell	1981/82 – 90/91
AN Brown	1983/84, 85/86
GM Ritchie	1984/85 – 86/87
PW Anderson	1986/87 – 87/88
PJ Carew	1986/87 – 87/88, 89/90
SG Law	1987/88 – 90/91, 92/93 – 96/97
JM Walker	1988/89
PJ Drinnen	1989/90
GI Foley	1989/90
ML Hayden	1990/91 – 2008/09
JH Dawes	1997/98 – 2005/06
LA Carseldine	1998/99 – 2003/04, 2007/08
NJ Kruger	2002/03, 2007/08, 2009/10
MC Bragg	2007/08
LW Feldman	2009/10 – 2014/15
UT Kwawaja	2012/13 – 2014/15
JD Wildermuth	2014/15

AUSTRALIAN WOMEN PLAYERS (2)

Player	Era (whilst at Valley)
SL (Sharyn) Bow	1993/94
KL (Kellie) Rich	1995/96

QUEENSLAND WOMEN PLAYERS (9)

Player	Era (whilst at Valley)
SL (Sharyn) Bow	1993/94 – 95/96
KL (Kellie) Rich	1995/96 – 96/97
VL (Vanessa) Pickering	1993/94 – 01/02
LA (Linda) Scott	1993/94 – 94/95
MM (Maryanne) Brandon	1995/96 – 96/97, 99/00 – 01/02
K (Kym) Fazackerly	1996/97
TE (Tricia) Brown	1998/99 – 2002/03
CG (Cindy) Kross	1998/99 – 2002/03
R (Reanna) Browne	2002/03

VDCC PREMIERSHIPS & CHAMPIONSHIPS (96)

FIRST GRADE	11	1901-02 1914-15 1918-19 1919-20 1928-29 1930-31 1974-75 1984-85 1994-95 1996-97 2013-14
FIRST GRADE ONE DAY Limited Overs	8	1972-73 1973-74 1983-84 1986-87 1992-93 1995-96 1996-97 2000-01
FIRST GRADE T20 Limited Overs	2	2012-13 2013-14
SECOND GRADE	12	1898-99 1901-02 1904-05 1919-20 1920-21 1937-38 1949-50 1956-57 1961-62 1973-74 1978-79 2003-04
THIRD GRADE	9	1953-54 1975-76 1978-79 1980-81 1981-82 2001-02 2003-04 2005-06 2007-08
FOURTH GRADE	13	1934-35 1978-79 1982-83 1990-91 1991-92 1998-99 2000-01 2001-02 2003-04 2004-05 2005-06 2006-07 2014-15
FIFTH GRADE	9	1979-80 1988-89 1990-91 1991-92 1993-94 1995-96 2003-04 2009-10 2014-15
SIXTH GRADE	4	1992-93 2012-13 2013-14 2014-15
SUB DISTRICTS	6	1997-98 (C1) 2001-02 (B2) 2003-04 (B1) 2012-13 (C1) 2012-13 (C3) 2013-14 (C2)
UNDER 18 GRADE	5	1955-56 1973-74 1981-82 1991-92 1999-00
UNDER 19 GRADE Limited Overs	5	1971-72 1981-82 1985-86 1988-89 1991-92
SUNDAY LEGENDS T20 Limited Overs	2	2012-13 2014-15
OPEN AGE GRADE Limited Overs	1	1997-98
U16/17 LORD'S TAVERNERS	2	1995-96 2000-01
"SCHOOLBOY" GRADE	2	1958-59 1961-62
WOMEN'S 1ST GRADE	3	1994-95 1995-96 1996-97
WOMEN'S 2ND GRADE	2	1983-84 1985-86

VDCC CLUB CHAMPIONSHIPS (11)

Year	First Grade Captain	Club Coaches
1974-75	Keith Dudgeon	Geoff Trivett
1978-79	Keith Dudgeon	Keith Dudgeon
1982-83	Gary Madders / Kepler Wessels	Gill Chapman, Tom Viewers
1988-89	Brett Henschell	Grant Law
1990-91	Brett Henschell	Jim Taylor
1991-92	Geoff Foley	Jim Taylor
1992-93	Michael Ephraims	Michael Ephraims (1sts Squad), Jim Taylor (Club)
1996-97	Michael Ephraims	Peter Drinnen (1sts Squad), Clinton Kempnich (Club)
2000-01	Lee Carseldine	Michael Ephraims (1sts Squad), Clinton Kempnich (Club)
2001-02	Lee Carseldine	Michael Ephraims (1sts Squad), Clinton Kempnich (Club)
2002-03	Joe Dawes	Michael Ephraims (1sts Squad), Clinton Kempnich (Club)

PREMIERSHIP TEAM PLAYER LISTS

2-day Premiership Match Competitions	Final Teams and players who played 5 games or more.
Limited Overs Championship Competitions	Final Teams and players who played multiple games.

FIRST GRADE PREMIERSHIPS

1901-02	CF (Charlie) Morgan (C), WA (William) Blackstock, T (Thomas) Byrne, HW (Henry) Chapman, JT (John) Corrigan, AE (Alfred) Down, PEJ (Patrick) Fagan, RC (Robert) Hancock, WF (William) Kenny, R (Robbie) Macdonald, V (Valentine) Macdonald, PJ (Patrick) Maher, PC (Percy) Sapsford, JP (John) Smith.
1914-15	JW (John) McLaren (C), SW (Syd) Ayres, L (Leslie) Blundell, AN (Albert) Bolton, D (Douglas) Davenport, OA (Oscar) Davenport, G (George) Down Jnr, VRH (Victor) Down, SC (Samuel) Eggleston, WA (William) Fraser, RS (Ronald) Irvine, F (Frederick) Noyes, R Parker, RW (Robert) Rice, FA (Frederick) Short, H Walker.
1918-19	JW (John) McLaren (C), SW (Syd) Ayres, BB (Bruce) Barrack, HT (Herbert) Beasley, L (Leslie) Blundell, AN (Albert) Bolton, VR (Vivian) Gray, RS (Ronald) Irvine, EG (Ernest) Langford, GE (George) Lax, CL (Len) Mossop, LPD (Leo) O'Connor, LE (Lionel) Oxenham, R (Robert) Wiltshire.
1919-20	JW (John) McLaren (C), SW (Syd) Ayres, AN (Albert) Bolton, H (Henry) Fewin, ? Fitzgerald, LPD (Leo) O'Connor, LE (Lionel) Oxenham, R Parker, FA (Frederick) Short, DF (Duncan) Thompson.
1928-29	LPD (Leo) O'Connor (C), BB (Bruce) Barrack, JS (James) Bogle, JT (James) Broadfoot, AP (Alan) Chittleborough, VHV (Victor) Goodwin, DC (Douglas) Green, A (Alex) Hurwood, RM (Roy) Levy, CBP (Clement) McFarlane, OE (Otto) Nothling, AL (Albert) Peck, FA (Frederick) Short, GM (George) Ward. Scorer: JG (John) Bell. (KLM Mossop played for QCA Colts this
1930-31	LPD (Leo) O'Connor (C), HW (Harrie) Alderton, BB (Bruce) Barrack, JT (James) Broadfoot, WS (Stanley) Coltman, W (William) Duncan, VHV (Victor) Goodwin, JEHP (James) Hogg, A (Alex) Hurwood, RM (Roy) Levy, CBP (Clement) McFarlane, AB (Alan) Mossop, BRD (Brian) O'Connor, C (Clarence) Robinson. (KLM Mossop played for QCA Colts this season)
1974-75	Keith Dudgeon (C), Lindsay Bell, John Bourke, Col Cooke, Peter Easton, Geoff Gray, Terry Khan, John Maley, Peter Muspratt, Peter Nicholson, Geoff Trivett, Ross Wallace, Keith Ziebell. (State player Malcolm Francke played 5 games but was unavailable for the Final) Coach: Geoff Trivett, Scorer: Bert McKinley.
1984-85	Terry Khan (C), Peter Anderson, Tony N. Brown, Hilton Chilcott, Geoff Foley, Errol Harris, Brett Henschell, Stuart Law, Paul Lewis, Peter McPhee, Garry Moore, John Nothdurft, Barry Quinn, Greg Ritchie, John Welsh. (Rep. players Allan Border and Kepler Wessels played 1 and 2 games respectively and were unavailable for the Final) Coach: Terry Khan, Scorer: Denis Connell.
1994-95	Brett Henschell (C), Richard Anderson, Allan Border, Lee Carseldine, Michael Ephraims, Michael Jeh, Kane Kersnovske, Chris Lanagan, Heath Pedrola, Dean Reeves, Brendan Shinnick, Jamie Timmins, Paul Whybird. (Rep. players Matthew Hayden and Stuart Law played 5 and 6 games respectively but were unavailable for the Final) Coach: Geoff Trivett, Manager: Ian Reeves, Scorer: Susan Hunt.
1996-97	Michael Ephraims (C), Andrew Bailey, Lee Carseldine, Joe Dawes, Ian Hansen, Brett Henschell, Trevor Irvine, Kane Kersnovske, Chris Lanagan, Heath Pedrola, Brendan Shinnick, Darin Turner. (Rep. players Matthew Hayden and Stuart Law played 4 matches but were unavailable for the Final) Coach: Peter Drinnen, Manager: Jim Shinnick, Scorer: Susan Hunt.
2013-14	Andrew Gode (C), Josh Dascombe, Luke Feldman, Shane Kabel, Usman Khawaja, Adam Lockhart-Krause, Matthew Petrie, Lachlan Pfeffer, Ben Schuhmacher, James Spargo, Jack Wildermuth. Also played multiple games: Jacques Badenhorst, Kyle Scrimgeour, Sam Tomlinson Coach: Ben Schuhmacher, Manager: Jim Shinnick, Scorer: Pat Culpan.

FIRST GRADE ONE DAY LIMITED OVERS CHAMPIONSHIPS

1972-73	Channel 0 Cup Final Team: Keith Dudgeon (C), Richie Benaud, Col Cooke, Alan Davidson, Peter Easton, Malcolm Francke, Geoff Gray, Noel King, Gary Madders, Warwick Neville, Geoff Waters.
1973-74	Channel 0 Cup Final Team: Peter Muspratt (C), Richie Benaud, Col Cooke, Alan Davidson, Keith Dudgeon, Malcolm Francke, Geoff Gray, Terry Khan, Gary Madders, Geoff Trivett, Geoff Waters.
1983-84	Team Not Available.
1986-87	Gabba Sporting Products Final Team: Terry Khan (C), Gavin Brown, Paul Carew, David Cottee, Michael Ephraims, Geoff Foley, Peter McPhee, Garry Moore, Barry Quinn, Ross Perrett (12 th man), Jeff Walker, Bruce Ward. Also played multiple games: Peter Anderson, Brett Henschell. Scorer: Denis Connell.
1992-93	Team Not Available.
1995-96	Metway Cup Final Team: Brett Henschell (C), Allan Border, Lee Carseldine, Michael Ephraims, Mark Glenn, Ian Hansen, Matthew Hayden, Kane Kersnovske, Chris Lanagan, Stuart Law, Brendan Shinnick. Also played multiple games: Richard Anderson (4), Heath Pedrola (6), Paul Whybird (4). One Day Competitions: Metway Cup - 6 games, Coca Cola Cup - 2 games. Coach: Geoff Trivett, Manager: Ian Reeves, Scorer: Susan Hunt.
1996-97	Coca Cola Cup Final Team: Michael Ephraims (C), Andrew Bailey, Lee Carseldine, Joe Dawes, Ian Hansen, Trevor Irvine, Kane Kersnovske, Chris Lanagan, Heath Pedrola, Brendan Shinnick, Darin Turner. Also played multiple games: Richard Anderson (2), Matthew Hayden (5), Brett Henschell (3), Paul Whybird (4). One Day Competitions: Metway Cup - 5 games, Coca Cola Cup - 4 games. Coach: Peter Drinnen, Manager: Jim Shinnick, Scorer: Susan Hunt.
2000-01	K & R Plumbing One Day Competition Final Team: Lee Carseldine (C), Mitchell Chapman, Richard Clinton, Joe Dawes, John Dellit, Matthew Hayden, Trevor Irvine, Michael Jeh, Chris Lanagan, Brendan Shinnick, Darin Turner, Troy Webster. Also played multiple games: Gavin Brown (3), Lee Dalton (6), Nick Kruger (5), Dean Reeves (3). There were a total of 8 games played. Coach: Michael Ephraims, Manager: Jim Shinnick, Scorer: Pat Culpan.

FIRST GRADE TWENTY 20 LIMITED OVERS CHAMPIONSHIPS

2012-13	Tom Viewers Cup T20 Final Team: Andrew Gode (C), Lee Carseldine, Leigh Drennan, Luke Feldman, Jack Leach, Usman Khawaja, Adam Lockhart-Krause, Brent Morgan, Matthew Petrie, James Spargo, Jack Wildermuth. Also played multiple games: Shane Kabel (5), Paul West (3) Coach: Heath Pedrola, Manager: Jim Shinnick, Scorer: Pat Culpan.
2012-14	Tom Viewers Cup T20 Final Team: Andrew Gode (C), Lee Carseldine, Josh Dascombe, Luke Feldman, Shane Kabel, Adam Lockhart-Krause, Matthew Petrie, Lachlan Pfeffer, James Spargo, Michael Spargo, Jack Wildermuth. Coach: Ben Schuhmacher, Manager: Jim Shinnick, Scorer: Pat Culpan.

SECOND GRADE PREMIERSHIPS

1898-99	A Brown, WH (William) Carvosso, LJ (Lachlan) Caskie, WG (Walter) Down, W (William) Exton, JA (Joseph) Flatman, DMT (Derwent) Forster, AH Hatton, H (Hugh) Jones, W (William) McAllister, JP (John) McMurray, IT (Isaac) Newell, A (Alexander) Smith.
1901-02	HG (Harry) Beardmore, L Clarke, WG (Walter) Down, WJ (William) Down, G (George) Elms, PEJ (Patrick) Fagen, RC (Robert) Hancock, WB (Wellesley) Hill, S Johns, H (Hugh) Jones, M Martin, J (John) Newell, AJ (Albert) Whyte.
1904-05	D Andrews, JT (John) Corrigan, JP (John) Crowe, W (William) Exton, A (Arthur) Hendy, WB (Wellesley) Hill, EG (Eric) Manson, CL (Len) Mossop, TG (Gordon) Ross, A (Alexander) Smith, ETL (Edward) Stanton.
1919-20	Team Not Available.
1920-21	Team Not Available.
1937-38	Bert Yeates (C), Ted Clegg, Jim Ferguson, Vince Hodge, J Hodgson, Ern Oliver, Harry Mossop, Laurie Mossop, Dave Picking, James Podgornoff, Jack Smith, W Walker.
1949-50	Col Hoy (C), Frank Carmody, Pat Collins, Col Cuthbertson, Crawford Duncan, Bert Haskings, Les Laracy, Bill Nolan, John Pike, Roy Richards, Bert Salisbury, Doug Thorne, Theo Sherwood.
1956-57	Norm McMahon (C), Ian Campbell, Jim Collings, Des Connor, Percy Cramb, Alan Foote, Don Graham, Alan Haupt, Tom Nash, Peter Nilon, Bill Nolan, Frank Vidler, Dave Waddell.
1961-62	John Troy (C), John Beard, Jim Collings, Ross Ferguson, Bill Greinke, Alan Haupt, Noel King, Kev Logan, John Taylor, Jim Punchard, Frank Vidler, Dave Waddell.
1973-74	Gill Chapman (C), Trevor Baines, Lindsay Bell, Peter Easton, John Gamble, Bob Hunter, Noel King, Ray Kohn, Chris Lane, Kev Logan, David McKellar, Garry Moore, John Petrie, Terry Simms.
1978-79	Lindsay Bell (C), Merv Brauer, Tony N. Brown, Peter Dempsey, Greg Egan, Geoff Harvey, Bruce Jennings, Gerard Keating, Brendan Marrinan, Noel McAuliffe, Garry Moore, Damien O'Rourke, Chris Pailthorpe, Greg Power, Jim Vanderham, Maurice Wise.
2003-04	Richard Anderson (C), Gavin Brown, Tony J. Brown, Tony Dudgeon, Ben Evans, Andrew Forbes, Kiel Harvey, Michael Jeh, Michael Kling, Scott Martin, Tom Mitchell, Chris Raimondi. Scorer: Noel Bolton

THIRD GRADE PREMIERSHIPS

1953-54	Roy Richards (C), Jim Barram, Des Connor, Ray Cooper, Percy Cramb, Ron Dean, Don Grimwade, Keith Jones, Len Jones, Don Lakeland, Ian Noon, Neil Scott, Don Sharpe, CH Whittred.
1975-76	Col Leggat (C), Graham Baldwin, Chris Barnard, Ivan Board, Paul Bolton, Peter Halpin, Jim Harten (Junior), Don Langdon, Bill Markwell, John Meldrum, Kaval Sajdeh, Dal Skirving, Geoff Waters.
1978-79	Gill Chapman (C), Trevor Baines, Peter Carpenter, Peter Dempsey, Don Langdon, Steve Lawler, Geoff Manthorpe, Tony Marrinan, Chris Pailthorpe, Frank Poulton, Barry Quinn, Dal Skirving, Jim Vanderham, Geoff Waters.
1980-81	Gill Chapman & Doug Johnson (shared Captaincy), Mark Behrendorf, Peter Chatman, Bruce Clark, Greg Egan, Bob Gamble, Tony Gill, Steve Janes, Richard Johnston, Steve Lawler, Peter McPhee, Greg Power, Bill Souter, Daryl Toye, Mike Weir.
1981-82	Gill Chapman (C), Ross Adams, Jeremy Claessen, Ken Edwards, Bruce Jennings, Richard Johnston, Steve Lawler, Scott Meredith, Damian O'Rourke, Steve Perkins, Greg Power, Daryl Toye, Mike Weir.
2001-02	David Khan (C), Tim Bant, Wes Bramley, Tony J. Brown, Ben Evans, Chris Hutton, Nigel Hutton, Andrew Imrie, David Marriott, Tom Mitchell, Luke Nikolovski, Trent Scott, Justin Street, Paul Towner. Scorer: Ross Towner.
2003-04	David Khan (C), Tim Bant, Chris Fitzgerald, Malcolm Francke, Andrew Greig, Chris Hutton, Nigel Hutton, Andrew Imrie, Daryl Keast, Scott Martin, Grant Mitchell, Cameron Proudlove, Justin Street, Scott Wood.
2005-06	Gavin Brown (C), Richard Anderson, Joe Dawes, Jacob Hughes, Chris Hutton, Michael Jeh, Shane Kabel, David Khan, Adam Lockhart-Krause, Cameron Proudlove, Ross Shaw.
2007-08	Gavin Brown (C), Richard Anderson, Jacques Badenhorst, Michael Christensen, Stephen Grummitt, Chris Hutton, Michael Jeh, Mark Jones, Darryl Keast, Grant Mitchell, Brent Morgan, Brendan Prossliner, Elliot Ryan, Sean Weeraratna.

FOURTH GRADE PREMIERSHIPS

1934-35	FA (Frederick) Short (C), T Adams, WR (Walter) Barry, JL (Jack) Bretherton, EW (Eric) Baxter, D Foster, GA (George) Gooma, MH (Harry) Mossop, RA (Roy) Potter, CC (Clarrie) Robinson, B (Bruce) Thomas, A (Alan) Weller.
1978-79	Ivan Board (C), George Blazak, Merv Brauer, Adrian Coolwell, Roland Cowles, Peter Fryer, Peter Halpin, Ken Hegerty, Steve Janes, Clinton Kempnich, Peter Massie, M Robb, Dal Skirving, Daryl Toye, Mark Warmington, Ron Wright.
1982-83	Daryl Toye (C, No. 1 team), Gavin Brown, Rob Crawford, Darryl Cross, Bob Greenaway, Peter Halpin, Randy Kay, Andrew Knox, Paul Lewis, Steve Machin, Kel Rogers, Dal Skirving, Tony Simcox, Jon Stoddart, Ashley Tacey, Grant Tanner.
1990-91	Clinton Kempnich (C), Paul Amos, Gill Chapman, Les Dawes, Tony Dudgeon, Lindsay Hutley, Steve Lawler, Mark Mills, Col Murphy, Ross Perrett, Peter Sherman, Jon Stoddart, Shane Toon, Ken Williams.
1991-92	Clinton Kempnich (C), Lee Carseldine, Gill Chapman, Roland Cowles, Les Dawes, Matthew Hill, Lindsay Hutley, Paul Lewis, Gary Martin, Ross Perrett, Rohan Rainbow, Adrian Raven, Jon Stoddart, Shane Toon.

1998-99	Jon Stoddart (C, No. 1 team), Geoff Acton (V/C), Rob Boiston, Phil Crouch, Sean Hunter, Theon Kimball, Matthew Law, Grant Mitchell, Aaron Moore, Luke Nikolovski, Martin Silec, Shane Toon, Jason Watts, Craig Weatherley. Scorer: Noel Bolton.
2000-01	Jon Stoddart (C, No. 1 team), Geoff Acton (V/C), Rob Boiston, Brent Crooks, Phil Crouch, Bruce Dewar, Doug Fitzgerald, Sean Hunter, Jay Jeha, Matthew Law, Bernie Sheehan, Matthew Tucker, Craig Weatherley. Scorer: Noel Bolton.
2001-02	Clinton Kempnich (C, No. 1 team), Stewart Barlow, Niven Bawden, Brendon Boyd, Michael Dudgeon (V/C), Doug Fitzgerald, Matthew Francis, Michael Johnson, Nathan Lloyd, David Marriott, Scott Martin, Clint Matthews, Dean Reeves, Trent Scott, Michael Shinnick, Alex Short.
2003-04	Clinton Kempnich (C, No. 1 team), Corey Baker, Brendon Boyd, Michael Dudgeon (V/C), Malcolm Francke, Luke Holmes, Jacob Hughes, Troy Green, Daryl Keast, Clint Matthews, Luke Nikolovski, Dean Reeves, Michael Shinnick, Scott Wood.
2004-05	Michael Dudgeon (C, No. 1 team), Brendon Boyd, Malcolm Francke, Justin Garrett, Stephen Grummitt, Bennett Hodges, Clinton Kempnich, Rod Lennon, Brett Neill, Luke Nikolovski, Dean Reeves, Michael Shinnick.
2005-06	Matthew Tucker (C, No. 1 team), Nick Condon, Mitchell Elmes, Brendan Foote, Adam Gray, Jay Jeha, Tony Johnson, Theon Kimball, Peter King, Matthew Law, Charlie Moncada, Justin Street.
2006-07	Michael Dudgeon (C, No.2 team), Martin Blackman, Brendon Boyd, Daniel Burgess, Jason Burke, Bob Donker, Justin Garrett, Mark Jones, Clinton Kempnich, Nathan Millard, Dean Reeves, Phil Saxby, Michael Shinnick.
2014-15	Mark Jones (C), Corey Baker, Laurie Bristow, Bob Donker, Nicholas Ephraims, Trent Jones, Alex Lynch, Brock McLachlan, Nick Ryall, Alex Thompson, Lachlan Tindall, Matthew Walter.

FIFTH GRADE PREMIERSHIPS

1979-80	5 th (2) Team: Geoff Fitzpatrick (C), Chris Battersby, Doug Campbell, Dave Carter, Roland Cowles, Ross Eagles, Mark Irwin, Richard Johnston, Peter Langley, George Leigh, Steve Machin, Tony Marrinan, Kel Rogers, Tony Simcox, Mark Stegman, Kevin Tuite.
1988-89	Kevin Tuite (C), Dan Bolton, Bruce Carroll, Wayne Hamburger, Andrew Hamilton, Terry Hicks, Tony Hughes, Andrew James, Randy Kay, Peter Kent, Robert Mills, Jason Shears, Shane Toon, Rod Venn, Paul Whybird.
1990-91	Kel Rogers (C), Bruce Carroll, Rob Crawford, Wayne Hamburger, Brett Irwin, Mark Irwin, Andrew James, Peter Kent, Col Murphy, Andrew Puller, Peter Sherman, Adrian Raven, Shane Toon.
1991-92	Mark Irwin (C), Scott Adlington, Bruce Carroll, Martin Chulov, Rob Crawford, Wayne Hamburger, Brett Irwin, Peter Kent, Paul Owen, Rohan Rainbow, Adrian Raven, Russell Reinikka, Kel Rogers, Shane Toon, Lindsay Trigar, Jason Voll, Ken Williams.
1993-94	Brett Irwin (C), Brendan Boyd, Bruce Carroll, Adrian Coolwell, Michael Dudgeon, Brook Fairbairn, Damian Hickey, Gary Martin, John McBrien, Tony Micallef, Aaron Raadschelders, Steven Rankine, Michael Shinnick, Jason Voll.
1995-96	Damian Hickey (C), Phil Crouch, Les Dawes, Bruce Dewar, Michael Francis, Sean Hunter, Brett Irwin, Tony Micallef, Peter Nicholson, Joe Petrie, Steven Rankine, Michael Richardson, Kel Rogers, Murray Smith, Shane Toon, Jason Voll.
2003-04	Matthew McFadden (C), Leigh Birrell, Jason Burke, Brad Griggs, Leigh Hillier, Paul Kennedy, Michael Macionis, Derek Meggitt, Nathan Millard, Brett Price, Jared Robinson, Shane Toon, Jason Voll.
2009-10	James O'Connor (C), Martin Blackman, Michael Blinkhoff, Sam Byrne, Tom Cramb, Patrick Hanrahan, Steve Hayes, Grant Jennings, Shane Kelly, Matthew McFadden, Tim O'Rourke, Cameron Skinner, Alex Thompson.
2014-15	Jim Whyte (C), Harrison Beath, Jake Coolwell, Sam Cousar, Emmanuel Etheridge, Jacob Horswill, William Kruip, Kuyen Lewis, Matthew McFadden, Craig Pereira, Ashwin Raj, Chris Robinson, Kasper Rubin, Cameron Skinner, Danny Tarabay, Oliver West, Donal Whyte.

SIXTH GRADE PREMIERSHIPS

1992-93	Mark Irwin (C), Brendan Boyd, Bruce Carroll, Michael Holmberg, Steve Janes, Clinton Kempnich, Peter Kent, Tony Micallef, Greg Minns, Matthew Ogilvie, Paul Owen, Adrian Raven, Jason Voll.
2012-13	6 th (1) Team: John Thompson (C), Brendan Badendorst, Michael Blinkhoff, Sam Byrne, Mitchell Elmes, Matthew Friend, Lachlan Mitchell, Haydon Thompson, James Tippelt, Ian Vallely, Sam Wildermuth, Brett Wilson.
2013-14	6 th (1) Team: Clinton Kempnich (C), Adam Ball, Jackson Beath, Martin Blackman, Laurie Bristow, Sam Cousar, Jai Lembryk, Matthew McFadden, Don Mander, Jake Menot, Blyton Pendergast, Michael Shinnick, Lachlan Tindall, Brett Wilson.
2014-15	6 th (2) Team: Jon Malone (C), James Alexander, Jarvis Black, Jady Bowe, Gavin Brown, Kaidyn Brown, Ryan Brown, Patrick Chorley, Jake Coolwell, Mitchell Farley, Lachlan Kirk, David Mackie, James O'Connor, Chris Robinson, BP Shannon, Matthew Taylor, Harry Wilmington, Brett Wilson.

SUB DISTRICTS / WAREHOUSE GRADES PREMIERSHIPS

1997-98	C1 Sub Districts Grade: Mark Irwin (C), Kevin Tuite (V/C), Graeme Currie, Shayne French, Wayne Hamburger, Matt Hobson, Peter Kent, Peter Lynch, Ken McKay, Ewan Macpherson, Mark Ryan, Paul Stout, Tony Moore (Scorer).
2001-02	B2 Sub Districts Grade: Mark Irwin (C), Graeme Currie, Bruce Dewar, Steve Farley, Wayne Hamburger, Mark Harvey, Bob Jones, Peter Kent, Peter Lynch, Ken McKay, Dale Moorhouse, Murray Smith, Kevin Tuite.
2003-04	B1 Sub Districts Grade: Mark Irwin (C), Rob Bailey, Graeme Currie, Bruce Dewar, Steve Farley, Wayne Hamburger, Mike Holmberg, Peter Kent, Peter Lynch, Dave Mackie, Ken McKay, Dale Moorhouse, Kevin Tuite.
2012-13	C1 Sub Districts Grade: David Phillips (C), Craig Baldwin, Harrison Beath, Jaydn Bowe, James Boyd, Scott Farraway, Tom Gibson, Mark Horswill, Ross Maslin, Jon Malone, Aaron Randall, Peter Randall, Chris Sheehan, Peter Sherman.
2012-13	C3 Sub Districts Grade: Mark Irwin (C), Jamie Alexander, Les Dawes, Bruce Dewar, James Hine, Ross Irwin, Bob Jones, Peter Lynch, Dave Mackie, Jack O'Brien, Kevin Tuite, Kyle Tuite, Harry Watson.
2013-14	C3 Sub Districts Grade: Mark Irwin (C), Jamie Alexander, Craig Baldwin, James Hine, Anthony Horgan, Stephen Hurn, Ross Irwin, Peter Lynch, David Mackie, Zeke Pendergast, Kyle Tuite.

UNDER 18 GRADE PREMIERSHIPS

1955-56	Nev Barber (C), Don Barber, T. Dawson, Ron Dempster, Roy Hemsley, Peter Kerr, Dennis Loel, Geoff Mackenzie, Greg Petrie, Jim Punchard, B Thompson, Brian Warlow.
1973-74	Noel Bolton (C), Paul Bolton, Peter Chatman, Robert Forster, Jamie Herbert, David Hislop, Steve McEwan, Ross Perrett, Graham Power, Greg Power, Graham Taggart, Mike Weir, Greg Ball (12 th man). Coach: Noel Bolton.
1981-82	Steve Barnard & Alan Hooper (shared Captaincy), David Cottee, Craig Engstrom, Steve Forsyth, Jim Flynn, Mike Holmberg, Brett Irwin, Wayne Iszlaub, Michael Johnson, Cameron Leggat, Paul Lewis, Jim Moore, Mark Moschella, Jon Stoddart. Coach: Col Leggat.
1991-92	Dylan Dearing, Kane Kersnovske & Dean Reeves (shared Captaincy), Lee Carseldine, Nathan Davidson, Michael Dudgeon, Scott Edge, Brett Lewis, Wayne McDougall, Peter Nicholson, Scott Read, Matthew Robertson, Danny Russell. Coach: David Walker.
1999-00	Brent Crooks (C), Corey Baker, Nathan Burrige, Dean Butt, Chris Fitzgerald, Skie Hanifan, Kiel Harvey, David Hooper, Andrew Imrie, Michael Kling, Michael Macionis, Andrew Marriott, Adin Townsley. Coach: David Walker.

UNDER 19 GRADE CHAMPIONSHIPS

1971-72	Keith Bedford, Lindsay Bell, John Bourke, Greg Cooper, John Gamble, Peter Halpin, Gary Kruger, R. Mackie, Phil McMurdo, John Meldrum, John Petrie, Russell Squires, Bob Toovey.
1981-82	Bruce Clarke (C), Steve Barnard, Errol Harris, Mike Holmberg, Alan Hooper, Andrew Kerr, Peter McPhee, Scott Meredith, Jim Moore, Steve Perkins, Jon Stoddart, Richard Williamson.
1985-86	Geoff Foley (C), Paul Carew, Martin Denholm, Paul Graham, Rick Heilbronn, David Khan, Stuart Law, Martin Leggat, Nick Pearce, Gavin Robins, John Waldron, David Walker, Ian Williamson.
1988-89	Gavin Robins (C), Geoff Acton, Richard Anderson, Paul Davis, Simon Dent, Brent Durham, Nathan Eiby, Scott Hancock, Matthew Hayden, R. McClellan, Mark Norris, Chris Readdy.
1991-92	Dean Rauchle (C), Paul Amos, Lee Carseldine, Damien Cuddihy, Tony Dudgeon, Michael Dudgeon, Scott Edge, Kane Kersnovske, Brett Lewis, Wayne McDougall, Peter Nicholson, Dean Reeves, Brendan Shinnick, Ken Williams.

LEGENDS T20 CHAMPIONSHIPS

2012-13	Gavin Brown (C), Murray Bragg, Tony Brown, Adrian Coolwell, David Cottee, Owen Gilchrist, Chris Lanagan, Grant Mitchell, Mark Norris, Heath Pedrola, Darin Turner. Scorer: Pat Culpán
2014-15	Owen Gilchrist (C), Richard Anderson, Gavin Brown, Tony Brown, David Cottee, Tony Dudgeon, Chris Lanagan, Jason Maddox, Grant Mitchell, Mark Norris, Darin Turner. Scorer: Alison Brown

OPEN AGE GRADE – ZONE WINNER

1997-98	Michael Jeh (C) (5), Richard Anderson (2), Tony Brown (6), Bruce Dewar (2), Tony Dudgeon (4), John Dieckman (3), Andrew Forbes (2), Steven Fryer (2), David Khan (2), Matthew Law (6), Trent Scott (6), Ross Shaw (2), Tim Stokes (2), Andrew Watson (5), Craig Weatherley (2).
---------	---

Note – This competition was run in 1997/98 only, as a replacement of the Under 19 competition with its goal to provide one day cricket for lower Grade players. Valley won 4 of the 6 matches played. The players listed above participated in 2 or more matches.

UNDER 16/17 LORD’S TAVERNERS GRADE – NORTH ZONE WINNER

1995-96	Matthew Smith (C), Andrew Barlow, Daniel Beer, Matthew Law, Anthony Mathison, Joel Popplewell, Cameron Proudlove, Martin Raadschelders, Jared Robinson, Martin Silec, Michael Vincenzi, Drew Viney. Coach: Roger Fryer.
2000-01	Robert Mackay (C), Mitchell Barnaba, Sam Cooper, Adam Dimarco, Chris Fitzgerald, Brendan Garlick, Andrew Greig, Jacob Hughes, Sean Purvis, Chris Raimondi, Michael Robinson, Ashley Street, Scott Wood, Lachlan Zangari. Coach: David Walker, Assistant Coaches: Ian Reeves & Peter Drinnen.

“SCHOOLBOY GRADE”

1958-59	Ron Barber, R Brown, Ronald Clark, Ian Dempster, Alan Green, C Green, Robert Green, Kerry Marr, Peter Morish, K Oliver, Ken Schmidt, G Ure, R Ure.
1961-62	Greg Graham (C), Neil Campbell, W Dickenson, Lloyd Graham, Alan Green, Bill Markwell, Jeff Oliphant, Don Peele, G Slater, Ross Straughan, J Whitlock.

WOMEN’S FIRST GRADE PREMIERSHIPS

1994-95	Vanessa Pickering (C), Sharyn Bow, Maryanne Brandon, Rae Dower, Liz Hutchinson, Ralee Inglis, Renee Lee, Louise O’Moore, Kellie Rich, Linda Scott, Karen Shaw, Sue Woolway.
1995-96	Vanessa Pickering (C), Sharyn Bow, Maryanne Brandon, Monica Brogan, Rae Dower, Renee House, Janine McPhee, Louise O’Moore, Kellie Rich, Linda Scott, Karen Shaw, Lisa Weller, Sue Woolway.
1996-97	Vanessa Pickering (C), Maryanne Brandon, Suzanne Cramp, Rae Dower, Kim Fazackerley, Glenda Hall, Kellie Rich, Linda Scott, Lisa Weller, Sue Woolway.

WOMEN’S SECOND GRADE PREMIERSHIPS

1983-84	Nicole Irwin (C), Trudy Campbell, Jane Ellis, Beryl Fisher, Susan Hislop, Dianne Huckstadt, Jodie Irwin, Bernadine Melbourne, Gerardine Moloney, Julie O’Brien, Jenny Perrett, Janet Pickstone, Fran Tiel.
1985-86	Diane Huckstadt (C), Mary Ann Connell, Beryl Fisher, Karen Griffin, Vicki Josephs, Trish Kavanagh, Sharon Mills, Julie O’Brien, Maree Stephenson, Fran Tiel, Angie Van Eyk.

TOP 20 ALL TIME RUN SCORERS

	Player	Era	Matches	Innings	Not Outs	100s	Best Score	Runs	Average
1	GC Brown	1982-15	379	450	25	18	164	13039	30.68
2	WG Chapman	1963-09	390	450	66	10	207*	10301	26.83
3	RP Easton	1950-88	373	458	47	4	195	10147	24.69
4	JT Harten	1939-68	280	366	45	15	204*	9221	28.73
5	LA Dawes	1979-15	297	346	43	9	146*	8758	28.90
6	ML Dudgeon	1990-15	284	347	23	3	168	8537	26.35
7	AB Henschell	1979-01	213	225	40	11	218	7759	41.94
8	AK Dudgeon	1989-13	239	281	28	13	196	7611	30.08
9	DM Khan	1984-14	309	326	38	7	142	7420	25.76
10	BJ Irwin	1979-98	234	300	15	8	178	7200	25.26
11	LA Carseldine	1990-13	172	189	28	17	162*	6814	42.32
12	AJ Brown	1986-07	242	288	22	1	132	6683	25.12
13	MB Irwin	1974-15	484	483	87	3	127	6652	16.80
14	TG Irvine	1992-08	175	206	28	12	210	6564	36.88
15	JM Stoddart	1980-12	263	319	40	2	127	6519	23.37
16	LPD O'Connor	1914-36	-	167	27	16	189	6073	43.38
17	WR Hamburger	1985-10	188	227	39	7	151	5891	31.34
18	RD Haupt	1937-64	232	322	40	1	151	5851	20.75
19	AA Coolwell	1975-15	215	258	22	3	111*	5751	24.37
20	BR Jennings	1964-87	209	261	40	7	151*	5654	25.58

TOP 20 ALL TIME WICKET TAKERS

	Player	Era	Matches	Overs	Mdns.	Runs	Wkts.	Average
1	CF Kempnich	1978-15	363	4285	1159	11081	755	14.68
2	MB Irwin	1974-15	484	4037	1004	10876	649	16.76
3	RG Perrett	1972-06	283	4415	1149	11835	635	18.64
4	RAJ Anderson	1984-15	249	4292	1154	11569	567	20.40
5	FM Francke	1969-09	214	3765	766	11139	558	19.96
6	MPW Jeh	1986-14	279	4422	1250	11391	516	22.08
7	ST Janes	1971-93	177	3083	797	8482	514	16.50
8	GK Moore	1972-12	247	3824	808	11548	506	22.82
9	WE Nolan	1938-67	250	2332	289	8740	505	17.31
10	FA Vidler	1948-68	225	2273	326	8177	486	16.83
11	JW McLaren	1905-20	NR			4274	483	8.85
12	CR Leggat	1956-87	259	2691	445	9470	479	19.77
13	DW Langdon	1962-83	165	2032	348	7033	450	15.63
14	J Voll	1988-15	257	2375	562	6549	445	14.72
15	DK Hickey	1982-04	214	2801	932	6340	444	14.28
16	DJ Mackie	2003-15	135	1844	466	4676	437	10.70
17	LS Jones	1949-66	197	1518	133	5941	418	14.21
18	SW Ayres	1911-25	NR			5304	404	13.13
19	KR Rogers	1975-99	254	2512	521	7310	402	18.18
20	DR Turner	1992-15	157	2698	668	8058	388	20.77

TOP 20 ALL TIME CATCHES

	Player	Era	Matches	Catches
1	WG Chapman	1963-09	390	346
2	ML Shinnick	1991-15	265	294
3	BM Shinnick	1988-10	150	257
4	RA Cowles	1976-08	219	246
5	TR Mitchell	1997-13	149	229
6	GC Brown	1982-15	379	221
7	ML Dudgeon	1990-15	284	206
8	MB Irwin	1974-15	484	197
	MT Jones	2003-15	168	197
10	KR Rogers	1975-99	254	195
11	DM Khan	1984-14	310	180
12	LA Dawes	1979-15	297	179
13	PN Crouch	1991-03	111	178
14	KG Tuite	1977-15	329	177
15	IC Valley	2001-14	125	166
16	GJ Madders	1972-84	118	165
	BC Marrinan	1972-91	181	165
18	WR Hamburger	1985-10	188	164
19	AA Lockhart-Krause	2001-15	137	156
20	RP Easton	1950-88	373	153

TOP 20 ALL TIME STUMPINGS

	Player	Era	Matches	Stumpings
1	LPD O'Connor	1914-36	NR	55
2	ML Shinnick	1991-15	265	52
3	RA Cowles	1976-08	219	50
4	RF Whiting	1947-65	115	44
5	GJ Madders	1972-84	118	43
6	TR Mitchell	1997-13	149	41
7	RC Dempster	1955-62	74	38
8	PD Kent	1985-07	176	36
9	MT Jones	2003-15	168	33
10	WG Chapman	1963-09	390	30
11	AN Bolton	1911-21	50	29
12	PC Owen	1990-95	58	28
13	IHW Schwenke	1931-35	0	27
	W Duncan	1929-32	1	27
15	G Graham	1960-65	68	26
	K Marr	1957-61	14	26
17	DR Waddell	1955-71	125	24
	J Snape	1962-70	70	24
19	PW Nilon	1952-57	24	23
20	IC Valley	2001-14	125	22
	RP Kay	1980-94	128	22

TOP 20 ALL TIME CENTURIES

	Player	Era	Matches	100s	Runs
1	GC Brown	1982-15	379	18	13039
2	LA Carseldine	1990-13	172	17	6814
3	LPD O'Connor	1914-36	-	16	6040
4	RM Levy	1928-48	-	15	4580
	JT Harten	1939-68	280	15	9221
6	ML Hayden	1987-07	89	14	4580
7	AK Dudgeon	1989-13	239	13	7611
8	TG Irvine	1992-07	175	12	6564
9	AB Henschell	1979-01	213	11	7759
	NJ Kruger	1997-14	131	11	5298
11	WG Chapman	1963-09	390	10	10301
12	KE Dudgeon	1969-83	146	9	4933
	LA Dawes	1979-15	297	9	8758
	KC Wessels	1980-86	32	9	2100
15	BJ Irwin	1979-98	234	8	7200
	CM Ephraims	1986-99	101	8	3974
	GD Jennings	1997-15	104	8	3693
	JB Neill	1999-15	94	8	2511
19	AB Mossop	1929-47	-	7	4391
	BR Jennings	1964-87	219	7	5654
	D Toye	1976-85	112	7	3329
	DM Khan	1984-14	310	7	7420
	WR Hamburger	1985-10	188	7	5884
	PD Sherman	1988-15	153	7	3972

TOP 20 ALL TIME MATCHES

	Player	Ear	Matches
1	MB Irwin	1974-15	484
2	WG Chapman	1963-09	390
3	GC Brown	1982-15	379
4	RP Easton	1950-88	373
5	CF Kempnich	1978-15	363
6	KG Tuite	1977-15	329
7	DM Khan	1984-14	310
8	LA Dawes	1979-15	297
9	ML Dudgeon	1990-15	284
10	RG Perrett	1972-06	283
11	JT Harten	1939-68	280
12	MPW Jeh	1986-14	279
13	C Hoy	1939-87	267
14	ML Shinnick	1991-15	265
15	JM Stoddart	1980-12	263
16	CR Leggat	1956-87	259
17	J Voll	1988-15	257
18	KR Rogers	1975-99	254
19	WE Nolan	1938-67	250
20	RAJ Anderson	1984-15	249

MOST MATCHES IN EACH GRADE

Grade	Player	Matches	Era
First Grade	JT (Jim) Harten	234	1941-68
First Grade One Day	LA (Lee) Carseldine	71	1992-15
First Grade T20	AJ (Andrew) Gode	34	2007-115
Second Grade	RAJ (Richard) Anderson	142	1984-07
Second Grade One Day	J (Jacques) Badenhorst	17	2009-15
Second Grade T20	J (Jacques) Badenhorst	19	2010-15
Third Grade	DM (David) Khan	174	1985-12
Fourth Grade	JM (Jon) Stoddart	151	1980-04
Fifth Grade	BJ (Brett) Irwin	115	1979-98
Sixth Grade	CF (Clinton) Kempnich	128	1992-15
Sub Districts/Warehouse	KIR (Ken) McKay	258	1993-15
Over 40 Grade	JM (Jon) Stoddart	50	2001-15
Under 19 Grade	JE (John) Bourke	26	1969-73
Under 18 Grade	DE (Don) Barber	43	1953-57
Under 16/17 Grade	CE (Chris) Fitzgerald	23	1998-01
"Schoolboy" Grade	GR (Gary) Kruger	30	1966-70
Women's Teams	VL (Vanessa) Pickering	90	1993-03

TABLE QUALIFICATIONS

The following Grade by Grade tables detail the achievements of players during their careers. The following minimums have been established as prerequisites for inclusion in these tables. These minimums have been set taking into account: the type of competition, number of games per season, and playing conditions.

Grade	Minimums
First – Premiership	1000 runs / 100 wickets
First – One Day Competitions	1000 runs / 40 wickets
Second – Premiership	1000 runs / 100 wickets
Third – Premiership	1000 runs / 100 wickets
Fourth – Premiership	1000 runs / 100 wickets
Fifth – Premiership	1000 runs / 100 wickets
Sixth – Premiership	600 runs / 50 wickets
Sub Districts / Warehouse – Premiership	1000 runs / 100 wickets
Over 40's - One Day Competition	300 runs / 15 wickets
Under 19 – Premiership	500 runs / 25 wickets
Under 18 – Premiership	750 runs / 75 wickets
Under 16/17 Lord's Taverners Competition	500 runs / 30 wickets
Schoolboys (Under 15)	500 runs / 50 wickets
Womens – Premiership	1000 runs / 75 wickets

FIRST GRADE BATTING - 1000 RUNS

	Player	Era	Matches	Innings	Not Outs	100s	Best Score	Runs	Average
1	AB Henschell	1979-01	213	225	40	11	218	7759	41.94
2	JT Harten	1941-68	234	308	34	11	140	7452	27.20
3	LPD O'Connor	1914-36	-	167	27	16	189	6073	43.38
4	GT Gray	1965-79	171	212	29	6	128	5591	30.55
5	LA Carseldine	1994-13	130	145	23	16	162*	5405	44.30
6	KE Dudgeon	1969-83	146	177	30	9	128*	4933	33.56
7	RM Levy	1928-48	-	117	11	15	243	4580	43.21
8	RP Easton	1951-78	194	242	31	-	94	4568	21.65
9	AB Mossop	1929-47	-	184	18	7	153	4391	26.45
10	RD Haupt	1940-62	167	222	28	1	135	3963	20.43
11	NJ Kruger	1999-10	85	103	8	9	206	3840	40.42
12	TG Irvine	1996-08	114	136	18	3	170*	3686	31.24
13	ML Hayden	1989-07	71	79	11	11	187	3685	54.19
14	KLM Mossop	1925-52	-	213	37	1	113*	3601	20.46
15	CM Ephraims	1986-99	96	110	8	6	145	3561	34.91
16	GM Egan	1959-67	103	131	20	4	161*	3395	30.59
17	HT Pedrola	1992-12	107	129	10	2	138	3040	25.55
18	BM Shinnick	1993-04	105	122	10	5	202	2828	25.25
19	NJ King	1961-74	95	114	10	1	105	2783	26.76
20	JM Walker	1985-91	74	89	14	6	177	2745	36.60
21	JW McLaren	1905-20	118	155	16	1	109*	2691	19.36
22	CF Morgan	1897-05	74	104	7	3	258*	2674	27.57
23	WA Blackstock	1898-10	97	137	13	1	101	2568	20.71
24	PW Muspratt	1966-75	113	125	18	1	113	2554	23.87
25	ML Robins	1953-58	62	86	5	1	127*	2469	30.48
26	DF Simpson	1941-55	117	143	18	-	98	2454	19.63
27	GI Foley	1984-92	76	89	9	5	146	2422	30.27
28	SW Ayres	1911-25	102	121	6	-	81	2421	21.05
29	R Macdonald	1897-05	46	57	18	6	200	2323	59.56
30	CBP McFarlane	1921-36	-	112	22	-	98*	2302	25.58
31	AJ Gode	2007-15	77	94	11	5	140	2300	27.71
32	SJ Fennelly	1909-24	51	67	4	5	163	2157	34.24
33	SG Law	1984-97	58	60	10	5	234*	2136	42.72
34	GJ Madders	1972-83	117	115	18	-	94	2114	21.79
35	KC Wessels	1980-86	32	31	7	9	192*	2100	87.50
36	AN Brown	1978-86	54	58	3	4	169	2019	36.71
37	DW Cottee	1983-99	83	91	21	2	134*	1890	27.00
38	TM Khan	1973-88	105	99	28	1	110*	1810	25.49
39	WB Bruce	1905-11	68	104	8	2	104	1803	18.78
40	MC Bragg	2003-10	67	79	11	1	100	1707	25.10
41	HJ Haskings	1938-48	-	97	9	2	120*	1695	19.26
42	AA Atkins	1902-08	51	68	4	2	144	1640	25.62
43	BN Quinn	1979-88	67	72	6	3	121	1581	23.95
44	BRD O'Connor	1929-39	-	112	10	1	105	1565	15.34
45	RW Eve	1904-11	61	94	3	1	111	1557	17.11
46	HL Fossey	1933-46	-	96	21	1	107	1526	20.35
47	KG Kersnovske	1992-03	87	100	23	-	74*	1513	19.65
48	PW Anderson	1983-88	47	49	5	1	112	1473	33.48
49	JF Welsh	1978-86	63	71	6	1	101	1469	22.60

50	AK Dudgeon	1994-07	66	73	7	-	86	1414	21.42
51	AR Border	1980-95	31	26	3	3	150	1351	58.74
52	JG Collings	1955-66	84	95	15	-	89	1300	16.25
53	AA Lockhart-Krause	2007-15	59	71	9	-	93	1272	20.52
54	FM Francke	1969-89	150	120	28	-	66*	1255	13.64
55	BL Webb	1936-46	-	32	9	2	150	1251	54.39
56	BR Jennings	1969-80	72	83	12	-	72	1248	17.58
57	BD Evans	2002-10	47	55	6	1	125*	1231	25.12
58	A Hurwood	1920-32	-	94	17	1	109	1230	15.97
59	DR Turner	1992-09	137	120	24	-	56*	1228	12.79
60	CW Vizer	1953-58	57	75	5	-	59	1213	17.33
61	NJ Wyeth	1934-47	-	84	17	1	100*	1174	17.52
62	JD Wildermuth	2010-15	42	45	6	1	153*	1164	29.85
63	LD Pfeffer	2009-15	41	55	3	2	108	1160	22.31
64	AJ Brown	1988-04	50	60	6	1	119	1142	21.15
	CS Lane	1966-74	85	91	17	-	60	1142	15.43
66	RF Whiting	1947-53	62	64	10	-	93	1141	21.13
67	GK Moore	1972-95	158	123	53	-	78	1132	16.17
68	JT Spargo	2010-15	43	51	7	3	108*	1099	24.98
69	WF Kenny	1897-06	66	78	12	1	0	1052	15.94
70	DW Reeves	1992-01	47	51	6	1	105*	1032	22.93
71	AN Bolton	1911-21	50	66	1	-	0	1015	15.62
72	W Exton	1904-13	65	108	8	-	77	1005	10.05
73	GJ Power	1975-81	54	61	4	1	127	1002	17.58

FIRST GRADE BOWLING - 100 WICKETS

	Player	Era	Matches	Overs	Maidens	Runs	Wickets	Average
1	JW McLaren	1905-20	118	-	-	4098	469	8.74
2	SW Ayres	1911-25	102	-	-	5304	404	13.13
3	FM Francke	1969-89	150	2471	441	7910	388	20.39
4	AB Henschell	1979-01	213	3348	898	9479	357	26.55
5	DR Turner	1992-09	137	2488	628	7285	355	20.52
6	A Hurwood	1920-32	-	1403	195	4625	329	14.06
7	CJ Cooke	1971-83	145	2054	384	6748	328	20.57
8	T Byrne	1901-09	62	-	-	3699	283	13.07
9	GK Moore	1972-95	158	2619	592	7769	276	28.15
10	FA Vidler	1950-65	123	1358	190	5028	273	18.42
11	JH Dawes	1996-06	76	1491	378	3921	257	15.26
12	BRD O'Connor	1929-39	-	1399	145	4882	250	19.53
13	KLM Mossop	1925-52	-	1349	117	5461	241	22.66
14	GD Trivett	1972-82	107	1284	168	4673	232	20.14
15	OA Davenport	1908-15	64	-	-	2358	189	12.48
16	CW Sim	1920-27	-	-	-	2360	187	12.62
17	IJ Hansen	1990-00	85	1467	350	4535	186	24.38
18	PW Muspratt	1966-75	113	947	147	3373	166	20.32
19	GM Egan	1959-67	103	748	117	2955	160	18.47
20	LPD O'Connor	1914-36	-	672	80	2583	155	16.66
	MJ Petrie	2007-15	65	1190	300	3087	155	19.92
22	NJ Wyeth	1934-47	-	1026	88	3613	147	24.58
23	RD Haupt	1940-62	167	753	48	3635	146	24.90
24	WF Kenny	1897-06	66	514	19	2869	145	19.79
25	JG Collings	1955-66	84	606	37	3045	141	21.60
26	CJ Lanagan	1994-07	78	1241	294	3748	138	27.16
27	AJ Gode	2007-15	77	1017	247	3354	133	25.22
28	WB Bruce	1905-11	68	461	26	2093	132	15.86
	PT McPhee	1981-94	51	1112	240	3661	132	27.73
30	DW Cottee	1983-99	83	1277	346	3633	129	28.16
31	DJ Marriott	2002-11	69	1069	277	3410	128	26.64
32	LN Quelch	1947-61	47	499	51	2337	119	19.64
	NT McMahon	1947-55	70	727	97	2485	119	20.88
34	KE Dudgeon	1969-83	146	779	151	2425	118	20.55
35	G Cuffe	1898-12	46	-	-	1457	115	12.67
36	SD Powell	2006-12	60	1124	274	3455	114	30.31
37	JT Harten	1941-68	234	612	113	2044	112	18.25
38	CS Lane	1966-74	85	655	115	2193	110	19.94
39	LA Carseldine	1994-13	130	934	266	2380	107	22.24
40	V Macdonald	1898-06	51	-	-	1685	106	15.90
	FF Manson	1953-59	56	530	75	1989	106	18.76
42	DF Simpson	1941-55	117	411	10	2606	102	25.55
43	PJ Carew	1984-92	43	919	197	2808	101	27.80
44	CR Leggat	1961-69	63	649	100	2661	100	26.61

FIRST GRADE FIELDING – 50 DISMISSALS

	Player	Era	Matches	Catches	Stumpings	Total
1	BM Shinnick	1993-04	105	198	13	211
2	GJ Madders	1972-83	117	165	43	208
3	LPD O'Connor	1914-36	71	142	55	197
4	AB Henschell	1979-01	213	146		146
5	MC Bragg	2003-10	67	113	7	120
6	KE Dudgeon	1969-83	146	112		112
7	JT Harten	1941-68	234	108	1	109
8	WG Chapman	1966-83	56	90	12	102
9	RF Whiting	1947-53	62	59	38	97
10	PW Anderson	1983-88	47	76	6	82
	PJ Drinnen	1989-99	41	70	12	82
	LA Carseldine	1994-13	130	82		82
13	KLM Mossop	1925-52	72	81		81
	RP Easton	1951-78	194	81		81
15	TG Irvine	1996-08	114	80		80
16	DR Waddell	1962-70	55	60	15	75
	HT Pedrola	1992-12	107	75		75
18	RD Haupt	1940-62	167	72		72
19	CM Ephraims	1986-99	96	70		70
20	IHW Schwenke	1931-35	0	41	27	68
21	RM Levy	1928-48	49	58	5	63
22	GK Moore	1972-95	158	62		62
23	AJ Gode	2007-15	77	61		61
24	LJ Drennan	2010-13	30	57	2	59
25	LD Pfeffer	2009-15	41	55	3	58
26	AN Bolton	1911-21	50	28	29	57
27	SW Ayres	1911-25	102	55		55
	GT Gray	1965-79	171	55		55
	TM Khan	1973-88	105	55		55
30	AA Lockhart-Krause	2007-15	59	53	1	54
31	A Hurwood	1920-32	58	53		53
	NJ King	1961-74	95	53		53
33	JW McLaren	1905-20	118	52		52
	AB Mossop	1929-47	8	52		52
	PJ Nicholson	1974-76	27	49	3	52
	KG Kersnovske	1992-03	87	52		52
37	PW Muspratt	1966-75	113	51		51



Jack Wildermuth in full flight at Peter Easton Oval

FIRST GRADE CAPTAINS (Premiership Matches)

Captain	Seasons
JM Blackstock	1897-98
R Macdonald	1898-99 to ?
CF Morgan	1901-02 to 1903-04
AA Atkins	1905-06, 1907-08 (Shared)
WB Bruce	1906-07, 1907-08(Shared)
T Byrne	1909-10
JW McLaren	1912-13 to 1919-20
SW Ayers	1921-22 to 1923-24
LPD O'Connor	1924-25 to 1934-35
KLM Mossop	1935-36 to 1941-42; 1945-46 (Shared 3); 1946-47 to 1948-49; 1949-50 (Shared); 1951-52
VF Thomas	1942-43
R Roberts	1943-44 (Shared)
HJ Haskings	1943-44 (Shared); 1944-45; 1945-46 (Shared)
HL Mossop	1945-46 (Shared)
JT Harten	1949-50 (Shared); 1950-51; 1955-56 (Shared); 1958-59 to 1962-63
RD Haupt	1952-53 to 1954-55
ML Robins	1955-56 (Shared) 1956-57; 1957-58
RP Easton	1963-64 to 1966-67
NJ King	1967-68 to 1969-70
PW Muspratt	1970-71 to 1973-74
KE Dudgeon	1974-75 (Shared); 1975-76 to 1980-81
GD Trivett	1974-75 (Shared)
GJ Madders	1981-82; 1982-83 (Shared 6)
KC Wessels	1982-83 (Shared 7)
WG Chapman	1982-83 (Shared 1)
AR Border	1983-84 (Shared 3)
TM Khan	1983-84 (Shared 9); 1984-85 to 1986-87
AB Henschell	1987-88 (Shared); 1988-89 to 1990-91 1991-92 (Shared 2); 1994-95 to 1995-96
JM Walker	1990-91 (Shared 2)
GI Foley	1991-92
CM Ephraims	1987-88 (Shared); 1992-93 to 1993-94; 1996-97 to 1997-98
SG Law	1994-95 (Shared 3)
LA Carseldine	1996-97 (Shared 1); 1998-99 (Shared 2), 2000-01 to 2001-02
KG Kersnovske	1998-99 (Shared 2); 1999-00
IJ Hansen	1998-99 (Shared 7)
BM Shinnick	2000-01 (Shared 2); 2002-03 (Shared 3)
JH Dawes	2000-01 (Shared 1); 2002-03
GC Brown	2001-02 (Shared 1)
NJ Kruger	2002-03 (Shared 1); 2005-06 (Shared 1); 2006-07 (Shared 1); 2007-08; 2008-09 (Shared)
JB Neill	2003-04
HTPedrola	2004-05 to 2006-07; 2011-12 (Shared 7)
SD Powell	2008-09 (Shared)
MC Bragg	2008-09 (Shared); 2009-10 (Shared)
AJ Gode	2009-10 (Shared); 2012-13 to 2014-15
MJ Petrie	2010-11 (BD Schuhmacher: 2 matches)
JW Rogers	2011-12 (Shared 4)
AA Lockhart-Krause	2014-15 (Shared 3)



A few Valley Legends at the Sportsman's Dinner

FIRST GRADE CENTURY SCORERS (Premiership Matches only)

Name	Score	Season	Opposition
Adamson CY	100	1899/00	Toombul
Anderson PW	112	1983/84	University of Queensland
Andrews WC	131	1935/36	Northern Suburbs
Atkins AA	144	1905/06	Toowong
	106	1905/06	Oxley
Attwooll EW	108	1969/70	
Blackstock WA	101*	1905/06	Toombul
Blundell L	113	1924/25	Western Suburbs
Bogle J	138	1928/29	University of Queensland
Border AR	148	1980/81	Northern Suburbs
	125	1982/83	Northern Suburbs
	150	1983/84	Western Suburbs
Bragg MC	100	2005/06	Beenleigh/Logan
Brown AJ	119	1991/92	Sandgate-Redcliffe
Brown AN	169	1982/83	Toombul
	160	1983/84	Wynnum-Manly
	114	1983/84	Sandgate-Redcliffe
	110	1984/85	Eastern Suburbs
Bruce WB	104	1906/07	South Brisbane
	102*	1910/11	Oxley
Carseldine LA	162*	1994/95	University of Queensland
	138*	1995/96	Western Suburbs
	123	1996/97	South Brisbane
	112*	1998/99	Sandgate-Redcliffe
	111*	1998/99	Western Suburbs
	110	1999/00	Western Suburbs
	124	2000/01	Sunshine Coast
	162*	2002/03	South Brisbane
	108	2002/03	Wynnum-Manly
	106	2003/04	Sunshine Coast
	137	2006/07	Wynnum-Manly
	148*	2007/08	South Brisbane
	156	2007/08	Toombul
	126	2007/08	Sandgate-Redcliffe
	106	2007/08	Beenleigh/Logan
	129*	2011/12	Northern Suburbs
Chapman HW	102	1907/08	Toombul
Cottee DW	101*	1988/89	University of Queensland
	134*	1992/93	Wynnum-Manly
	141*	1900/01	Toombul
Dascombe JM	122*	2014/15	Sandgate-Redcliffe
Dudgeon KE	122	1970/71	Northern Suburbs
	128*	1971/72	Northern Suburbs
	121	1971/72	
	119*	1972/73	
	104*	1976/77	QCA Colts
	108	1976/77	Eastern Suburbs
	104	1977/78	Eastern Suburbs
	102	1978/79	University of Queensland
	102*	1980/81	University of Queensland
Egan GM	101*	1960/61	
	110	1960/61	
	161*	1965/66	
	100*	1965/66	
Ephraims CM	113	1986/87	QCA Colts
	111	1986/87	Northern Suburbs
	129	1987/88	Western Suburbs
	120	1987/88	Eastern Suburbs
	100	1992/93	Gold Coast
	145	1993/94	Northern Suburbs
Evans BD	125*	2006/07	South Brisbane
Eve RW	111*	1904/05	Oxley
Fennelly SJ	163	1909/10	Woolloongabba
	124*	1910/11	Woolloongabba
	113*	1910/11	Toombul
	154	1910/11	Toowong
	132*	1920/21	Toowong
	100*	1920/21	Toowong
Fewin H	105	1922/23	University of Queensland
	121	1924/25	University of Queensland
Foley GI	102	1988/89	Sandgate-Redcliffe
	119	1989/90	Wynnum-Manly
	111*	1990/91	South Brisbane
	103*	1990/91	Sandgate-Redcliffe
	146	1991/92	University of Queensland

Fossey HL	107	1944/45	
Francis CA	129	2014/15	Ipswich/Logan
Gilchrist OS	116*	2002/03	Gold Coast
Gilmour GR	114	1943/44	
Gode AJ	105*	2008/09	Beenleigh/Logan
Gode AJ	114	2010/11	Wynnum-Manly
	116	2011/12	South Brisbane
	140	2012/13	Wynnum-Manly
	139	2013-14	Western Suburbs
Goodwin VHV	103	1928/29	South Brisbane
	100	1928/29	Eastern Suburbs
	109	1931/32	QCA Colts
Gray GT	128	1965/66	
	108	1965/66	
	101*	1968/69	
	103	1968/69	Balmoral-Wynnum
	110	1974/75	South Brisbane
	112*	1977/78	QCA Colts
Greinke WJ	100	1963/64	
	100	1964/65	
Harris EJ	101	1983/84	Northern Suburbs
Harten JT	109	1942/43	
	140	1947/48	
	123*	1950/51	
	103	1953/54	
	108	1956/57	
	110	1958/59	
	108*	1960/61	
	119	1960/61	
	101	1960/61	
	117	1961/62	
	133*	1966/67	Sandgate-Redcliffe
Harvey GD	107	1979/80	South Brisbane
Harvey KLM	100*	2004/05	Sandgate-Redcliffe
Haskings HJ	120*	1940/41	
	112	1941/42	
Haupt RD	135	1950/51	
Hayden ML	187	1990/91	Eastern Suburbs
	108	1990/91	South Brisbane
	162	1991/92	Sandgate-Redcliffe
	175	1992/93	Toombul
	158	1994/95	University of Queensland
	135	1994/95	Northern Suburbs
	159	1995/96	Sunshine Coast
	161*	1996/97	South Brisbane
	107	1996/97	Sunshine Coast
	144*	1997/98	East-Redlands
	120	2000/01	University of Queensland
Henschell AB	101	1983/84	Western Suburbs
	119	1984/85	QCA Colts
	218	1985/86	Sandgate-Redcliffe
	113	1987/88	Eastern Suburbs
	181	1989/90	Western Suburbs
	137	1991/92	Gold Coast
	128	1992/93	Toombul
	102*	1993/94	University of Queensland
	109	1994/95	South Brisbane
	120	1997/98	Sandgate-Redcliffe
	117	2000/01	University of Queensland
Hurwood A	109	1926/27	Eastern Suburbs
Hutcheon EH	148	1925/26	South Brisbane
	117	1925/26	University of Queensland
Irvine TG	170*	2004/05	Gold Coast
	131	2004/05	Beenleigh/Logan
	133*	2006/07	Redlands
Jacoby JR	102	1992/93	Western Suburbs
Johnston KF	103	1948/49	
Johnston J	122	1932/33	Toombul
Kenny WF	119	1903/04	South Brisbane
Khan TM	110*	1982/83	Eastern Suburbs
Khawaja UT	124	2013/14	University of Queensland
King NJ	105	1968/69	
Kruger NJ	139	2001/02	South Brisbane
	177*	2002/03	East-Redlands
	206	2005/06	Toombul
	192	2005/06	Sandgate-Redcliffe

Kruger NJ	190 110* 105 180 100	2005/06 2006/07 2006/07 2007/08 2007/08	Redlands Wynnum-Manly University of Queensland Toombul South Brisbane
Laurie EAH	121* 118	1938/39 1938/39	
Law SG	135 134 129 143 234*	1986/87 1990/91 1990/91 1992/93 1994/95	Western Suburbs Northern Suburbs Eastern Suburbs Northern Suburbs University of Queensland
Levy RM	125 157* 243 115 122* 149 136 205* 113* 112* 103 242 122 190 151*	1928/29 1931/32 1931/32 1931/32 1932/33 1932/33 1932/33 1933/34 1933/34 1933/34 1933/34 1934/35 1934/35 1935/36 1946/47	Northern Suburbs QCA Colts Eastern Suburbs Western Suburbs Northern Suburbs University of Queensland Northern Suburbs South Brisbane Northern Suburbs QCA Colts University of Queensland University of Queensland Eastern Suburbs
Macdonald R	200* 147* 141* 104* 111* 102*	1898/99 1898/99 1898/99 1901/02 1903/04 1903/04	Toowong Toombul Toombul Toombul Woolloongabba Toowong
Macdonald V	149	1898/99	Toowong
Maher PJ	106	1901/02	North Brisbane
McLaren JW	100*	1918/19	Toowong
Morgan CF	100 141 258*	1899/00 1902/03 1904/05	Toowong South Brisbane Oxley
Mossop AB	153 108 112 103 113* 124 107	1930/31 1932/33 1933/34 1933/34 1942/43 1943/44 1943/44	QCA Colts Western Suburbs Eastern Suburbs University of Queensland
Mossop KLM	113*	1932/33	Western Suburbs
Murray HP	103*	2009/10	South Brisbane
Muspratt PW	113	1971/72	
Nothing OE	124	1927/28	QCA Colts
O'Connor BRD	105 100 122* 115 113 113 125 108 137 114 189 106 100 173 118* 127 102*	1932/33 1919/20 1922/23 1922/23 1923/24 1924/25 1925/26 1925/26 1926/27 1926/27 1927/28 1928/29 1928/29 1930/31 1931/32 1931/32 1932/33	Eastern Suburbs Goodna Woolloongabba Western Suburbs Western Suburbs Western Suburbs Western Suburbs Toombul Western Suburbs Toombul Eastern Suburbs Western Suburbs Toombul QCA Colts QCA Colts University of Queensland University of Queensland
Oxenham LE	151*	1919/20	Goodna
Patrick CW	113	1903/04	Toowong
Pedrola HT	100 138	1993/94 1994/95	University of Queensland University of Queensland
Penny RC	117	1947/48	
Pfeffer LD	108 106	2013/14 2013/14	Redlands Northern Suburbs
Potts AJJ	113*	2001/02	Sunshine Coast
Power GJ	127*	1977/78	Western Suburbs
Quinn BN	121 110 101*	1982/83 1984/85 1986/87	Northern Suburbs Wynnum-Manly

Redgrave SJ	204	1908/09	Toowong
Reeves DW	105*	1994/95	Western Suburbs
Ritchie GM	107	1985/86	Sandgate-Redcliffe
Robins ML	127*	1957/58	
Schweitzer RG	102*	1971/72	
Scuderi SJ	102	1988/89	Sandgate-Redcliffe
Shinnick BM	101* 120* 154 134 202	1994/95 1995/96 1999/00 1999/00 2002/03	Toombul Western Suburbs Toombul Sandgate-Redcliffe Gold Coast
Spargo JT	107* 100* 108*	2010/11 2011/12 2012/13	Redlands Sandgate-Redcliffe Western Suburbs
Stafford J	100	1926/27	QCA Colts
Walker JM	154	1985/86	Northern Suburbs
Walker JM	177 121 146* 172* 107	1986/87 1986/87 1987/88 1988/89 1989/90	University of Queensland Wynnum-Manly Northern Suburbs Wynnum-Manly QCA Colts
Webb BL	111 150	1936/37 1937/38	Eastern Suburbs
Welsh JF	101	1984/85	QCA Colts
Wessels KC	100* 111 160 192* 118 116 144 134 124	1980/81 1980/81 1981/82 1982/83 1982/83 1982/83 1984/85 1985/86 1985/86	Wynnum-Manly University of Queensland Eastern Suburbs Western Suburbs Northern Suburbs University of Queensland QCA Colts Sandgate-Redcliffe
Wildermuth JD	153*	2013/14	Toombul
Wise DE	115	1947/48	
Wyeth NJ	100*	1939/40	QCA Colts

FIRST GRADE ONE DAY GAME RECORDS

1000 RUNS

	Player	Era	Matches	Innings	Not Outs	100s	Best Score	Runs	Average	Catches
1	LA Carseldine	1992-15	71	68	7	3	130	2311	37.89	35
2	ML Hayden	1989-06	41	41	4	4	167	1899	51.32	14
3	AB Henschell	1983-98	58	48	12	3	113	1524	42.33	39
4	CM Ephraims	1986-98	58	54	8	1	128	1473	32.02	35
5	TG Irvine	1996-08	56	53	9	2	114	1253	28.48	20
6	HT Pedrola	1992-12	51	50	4		80	1263	27.46	19
7	NJ Kruger	1998-10	38	39	0		96	1116	28.62	20
8	SG Law	1985-97	37	36	4		93	1108	34.63	13
9	GC Brown	1985-04	48	46	1	2	120	1030	22.89	16

40 WICKETS

	Player	Era	Matches	Overs	Maidens	Runs	Wickets	Average	Catches
1	DR Turner	1992-07	61	510	83	1801	100	18.01	15
2	CJ Lanagan	1994-02	43	384	62	1343	72	18.65	12
3	JH Dawes	1996-06	39	336	68	904	68	13.29	7
4	MPW Jeh	1988-03	46	354	50	1253	53	23.64	12
5	LA Carseldine	1992-14	71	268	30	1022	47	21.75	36
6	DW Cottee	1985-94	38	300	38	1118	46	24.30	12
7	PT McPhee	1985-94	23	203	11	805	45	17.89	3
8	JG Dellit	1998-09	40	244	14	1099	44	24.98	11
9	AB Henschell	1983-98	58	354	54	1287	43	29.93	39
	MJ Petrie	2007-15	24	199	25	727	43	16.91	2
11	HT Pedrola	1992-12	51	261	22	1048	41	25.56	19

30 DISMISSALS (WICKET-KEEPERS)

	Player	Era	Matches	Catches	Stumpings	Total	Runs Scored
1	BM Shinnick	1993-03	57	82	10	92	966
2	PJ Drinnen	1989-99	18	33	6	39	289

CENTURIES

Player	Score	Season	Opposition
Border AR	107	1983/84	Sandgate-Redcliffe
	116	1992/93	Eastern Suburbs
Brown GC	118	1987/88	Toombul
	120	1993/94	Northern Suburbs
Carseldine LA	116	2001/02	Toombul
	130	2002/03	Beenleigh/Logan
	111	2003/04	
Dalton LR	147	2000/01	Beenleigh/Logan
Gode AJ	101	2012/13	Redlands
	111	2014/15	Western Suburbs
Ephraims CM	128*	1987/88	
Hayden ML	113	1989/90	University of Queensland
	100	1989/90	
	137	1996/97	University of Queensland
	167	2003/04	Toombul
Henschell AB	106*	1983/84	Toombul
	112*	1992/93	
	113*	1993/94	University of Queensland
Irvine TG	101*	1997/98	Western Suburbs
	114*	2001/02	Toombul
Schuhmacher BD	111*	2010/11	Redlands
Spargo JT	110	2010/11	Wynnum-Manly
Walker JM	101	2011/12	Beenleigh/Logan
	109	1987/88	University of Queensland
Wessels KC	137	1983/84	Toombul

5 WICKETS IN AN INNINGS

	Player	Figures	Season	Opposition
1	MJ Petrie	6/8	2011/12	Sandgate-Redcliffe
2	DR Turner	5/9	1997-98	N/R
3	DW Cottee	5/14	1992-93	Sandgate-Redcliffe
4	IC Thompson	5/17	2002-03	Gold Coast
5	CJ Lanagan	5/21	1996/97	N/R
6	CJ Lanagan	5/28	1998/99	N/R
7	DW Cottee	5/32	1989-90	Easts
8	AJ Gode	5/35	2013-14	
9	PT McPhee	5/40	1987/88	Easts
10	D Hines	5/47	1992/93	Sandgate-Redcliffe
11	SD Powell	5/59	2008/09	Sunshine Coast

FIRST GRADE TWENTY 20 GAME RECORDS

200 RUNS

	Player	Era	Matches	Innings	Not Outs	100s	Best Score	Runs	Average
1	AJ Gode	2007-15	34	33	3		65	602	20.07
2	JT Spargo	2010-15	26	25	1		66	576	24.00
3	LA Carseldine	2006-15	17	17	4		86	498	38.31
4	JD Wildermuth	2011-15	16	15	2		64	267	20.54
5	LD Pfeffer	2009-15	12	12	2		56	252	25.20
6	AA Lockhart-Krause	2007-15	25	24	6		35*	247	13.72
7	SS Kabel	2008-15	20	17	4		31	227	17.46

15 WICKETS

	Player	Era	Matches	Overs	Maidens	Runs	Wickets	Average
1	MJ Petrie	2007-15	26	91		579	25	23.16
2	AJ Gode	2007-15	34	110	1	749	23	32.57
3	SD Powell	2006-12	18	56		485	20	24.25
4	LA Carseldine	2009-15	17	51		340	17	20.00
5	LW Feldman	2006-14	15	53	1	262	16	16.38

DISMISSALS

	Player	Era	Matches	Catches	Stumpings	Total
1	LJ Drennan	2010-14	18	13	3	16
2	AJ Gode	2007-15	34	12		12
3	MC Bragg	2006-10	10	9	2	11
4	SS Kabel	2008-15	20	9		9
	AA Lockhart-Krause	2007-15	21	7	2	9
6	LA Carseldine	2006-15	15	8		8
	JT Spargo	2010-15	26	8		8



First Grade One Day game vs Ipswich Logan at Peter Easton Oval

SECOND GRADE BATTING - 1000 RUNS

	Player	Era	Matches	Innings	Not Outs	100s	Best Score	Runs	Average
1	GC Brown	1983-10	141	180	7	6	145	5090	29.42
2	AK Dudgeon	1991-10	119	149	14	6	182	3781	28.01
3	AJ Brown	1986-04	123	149	10	-	132	3600	25.90
4	RP Easton	1952-82	104	117	11	3	195	3083	29.08
5	AR Forbes	1990-04	126	142	15	-	118*	2897	22.81
6	BC Marrinan	1976-91	117	127	16	-	121*	2804	25.26
7	MPW Jeh	1986-06	123	135	25	2	130	2527	22.97
8	FA Short	1922-34	-	103	6	-	148	2249	23.19
9	DW Picking	1933-47	-	93	8	-	92*	2146	25.25
10	WC Iszlaub	1982-90	73	77	12	-	101	2120	32.62
11	OS Gilchrist	2001-09	43	62	5	4	176	2042	35.82
12	JG Dellit	1998-10	57	75	6	3	129	2006	29.07
13	WG Chapman	1965-83	93	103	12	1	120*	1983	21.79
14	WE Nolan	1940-63	118	148	23	-	92	1953	15.62
15	AG Haupt	1940-64	100	138	12	-	80	1819	14.44
16	JD Nothdurft	1982-92	64	77	11	-	141	1808	27.39
17	JF Welsh	1979-89	40	50	7	-	109	1729	40.21
18	NJ King	1960-75	57	71	12	-	104*	1685	28.56
19	JT Harten	1940-67	40	48	8	-	204*	1651	41.28
20	GB Acton	1989-97	58	69	9	-	169*	1643	27.38
21	TGM Baines	1971-79	70	84	9	-	140	1641	21.88
22	C Hoy	1940-68	85	112	11	-	68	1599	15.83
23	KJ Logan	1961-75	100	99	14	-	113	1583	18.62
24	BR Jennings	1968-86	57	72	10	1	100	1531	24.69
25	CF Moncada	2006-12	46	60	10	1	105	1524	30.48
26	GD Harvey	1976-89	54	58	6	-	104	1519	29.21
27	PD Whybird	1990-97	41	53	9	-	137	1479	33.61
28	LT Bell	1971-85	72	82	11	-	74	1454	20.48
29	RG Perrett	1974-90	105	91	26	-	94	1439	22.14
30	CR Richards	1935-56	103	127	15	-	55	1403	12.53
31	RD Haupt	1937-64	-	72	8	-	151	1402	21.91
32	BJ Adams	1979-86	52	61	9	-	141	1395	26.83
33	BD Evans	2002-10	33	42	3	2	105	1362	34.92
	DJ Graham	1950-63	71	100	4	-	57	1362	14.19
35	MA Wise	1974-80	44	51	3	-	120	1358	28.29
36	JS Scott	1932-47	-	96	9	-	134	1350	15.52
37	KL Biggs	1963-68	45	56	6	-	83*	1334	26.68
38	J Badenhorst	2008-15	60	64	13	3	146	1323	25.94
39	FA Vidler	1948-68	82	98	17	-	74	1316	16.25
40	VR Gray	1922-36	-	161	29	-	39	1310	9.92
41	DM Khan	1986-06	73	80	9	1	107	1306	18.39
42	D Magee	1967-71	31	39	6	-	142*	1274	38.61
43	PD West	2009-14	37	49	9	1	100	1261	31.52
44	MP Kling	2002-08	52	68	7	-	80	1243	20.38
45	AA Lockhart-Krause	2004-12	38	52	5	-	93	1231	26.19
46	RF Shaw	1994-06	42	46	1	2	113*	1195	26.56
47	VR Hodge	1924-41	-	60	7	-	109*	1162	21.92
48	PL Cramb	1954-62	42	65	6	-	77	1153	19.54
49	TH Nash	1947-58	103	109	17	-	79*	1149	12.49
50	GW Toshack	1980-85	24	31	1	-	139	1143	38.10
51	MJ Nicol	2006-10	30	41	3	3	128*	1122	29.53
52	AJ Lynch	1924-35	-	107	6	-	55	1115	11.04
53	GN Robins	1986-92	42	46	6	-	131*	1097	27.42
54	DR Waddell	1956-71	56	69	5	-	95	1075	16.80
55	KLM Harvey	2002-11	23	30	3	1	124	1041	38.56
56	CS Lane	1965-75	34	38	6	-	122	1028	32.12
57	TC Scott	1998-05	36	50	1	-	109	1015	20.71
58	BA Morgan	2007-14	29	36	1	2	166	1012	28.91
59	EJ Clegg	1928-41	-	73	4	-	134*	1007	14.59
60	C Vinson	1936-40	-	26	2	-	130	1000	41.67

SECOND GRADE BOWLING - 100 WICKETS

	Player	Era	Matches	Overs	Maidens	Runs	Wickets	Average
1	RAJ Anderson	1989-07	142	2630	708	6927	346	20.02
2	TH Nash	1947-58	103	1372	245	3950	271	14.58
3	RG Perrett	1974-90	105	1839	460	5103	257	19.86
4	MPW Jeh	1986-06	123	2051	584	5262	235	22.39
5	VR Gray	1922-36	-	1119	160	3733	233	16.02
6	WE Nolan	1940-63	118	1008	130	3553	205	17.33
7	GK Moore	1972-95	77	1082	190	3415	203	16.82
8	JT Corrigan	1897-10	-	639	-	1831	200	9.16
9	FA Short	1922-34	-	638	70	2608	170	15.34
	WB Hill	1901-10	-	739	-	1893	170	11.14
11	AR Forbes	1990-04	126	1382	263	4681	168	27.86
12	EJ Clegg	1928-41	-	540	56	2122	159	13.35
13	WC Iszlaub	1982-90	73	1395	270	4462	158	28.24
14	FA Vidler	1948-68	82	677	95	2444	157	15.57
15	CR Leggat	1959-74	78	997	154	3540	152	23.29
16	J Badenhorst	2008-15	60	899	195	2632	140	18.80
17	C Hoy	1940-68	85	536	75	1885	132	14.28
18	NT McMahon	1948-61	47	486	62	1693	126	13.44
19	KJ Logan	1961-75	100	720	120	2359	124	19.02
20	CS Lane	1965-75	34	530	125	1460	119	12.27
21	ST Janes	1978-87	49	950	223	2831	116	24.41
	RV Towner	1964-75	40	588	83	2083	116	17.96
23	CJ Lanagan	1994-06	31	707	177	1839	108	17.03
24	JG Dellit	1998-10	57	890	263	2417	107	22.59
25	A Hendy	1902-06	-	391	-	1135	101	11.24

SECOND GRADE FIELDING - 50 DISMISSALS

	Player	Era	Matches	Catches	Stumpings	Total
1	BC Marrinan	1976-91	117	91	6	97
2	WG Chapman	1965-83	93	86	10	96
	TGM Baines	1971-79	70	90	6	96
4	PJ Irving	1989-93	34	84	10	94
5	AA Lockhart-Krause	2004-12	38	72	9	81
6	DR Waddell	1956-71	56	65	9	74
7	GC Brown	1983-10	141	71	1	72
8	TR Mitchell	2002-07	38	60	10	70
9	AK Dudgeon	1991-10	119	69		69
10	AD Moore	1999-02	33	67	2	69
11	MPW Jeh	1986-06	123	63		63
12	AR Forbes	1990-04	126	55		55
13	GN Power	1978-81	28	49	3	52
	RAJ Anderson	1989-07	142	52		52
15	UD Thorne	1948-50	21	42	9	51
16	AJ Brown	1986-04	123	50		50

THIRD GRADE FIELDING - 50 DISMISSALS

	Player	Era	Matches	Catches	Stumpings	Total
1	TR Mitchell	2000-10	69	96	16	112
2	RA Cowles	1980-92	86	102	8	110
3	DM Khan	1985-12	175	101		101
4	JL Harten	1966-78	87	89	3	92
5	SL Manteit	1992-99	56	83	8	91
6	GC Brown	1983-14	133	86		86
7	WG Chapman	1969-90	113	82	3	85
8	GW Mitchell	1989-15	121	81	1	82
9	A Marrinan	1977-86	32	63	8	71
10	LS Jones	1949-66	170	57	3	60
11	AJ Imrie	2000-06	43	55	4	59
12	MB Lees	2009-14	32	47	9	56
14	SR Lawler	1974-91	119	54		54
	RF Shaw	1994-08	51	53	1	54
16	JL Hughes	2003-07	22	47	3	50

THIRD GRADE BATTING – 1000 RUNS

	Player	Era	Matches	Innings	Not Outs	100s	Best Score	Runs	Average
1	GC Brown	1983-14	133	151	8	8	164	5138	35.93
2	DM Khan	1985-12	174	180	22	5	142	4625	29.27
3	WG Chapman	1969-90	113	135	17	5	207*	3962	33.58
4	LS Jones	1949-66	170	266	11	-	73*	3842	15.07
5	GW Mitchell	1989-15	121	138	13	1	113*	2608	20.86
6	BR Jennings	1968-87	76	86	13	4	151*	2384	32.66
7	MJ Weir	1974-85	69	94	11	-	112*	2052	24.72
8	VF Thomas	1934-40	-	92	5	-	116*	2025	23.28
9	AJ Brown	1986-07	68	78	6	-	122	1926	26.75
10	JL Harten	1966-78	87	119	7	-	90	1908	17.04
11	RF Shaw	1994-08	50	61	6	2	180	1837	33.40
12	SA Martin	2001-05	31	38	5	2	133	1592	48.24
13	DK Hickey	1984-93	78	82	15	-	100	1550	23.13
14	IA Noon	1948-59	78	108	12	-	73	1546	16.10
15	MPW Jeh	1986-10	89	92	19	1	100	1494	20.47
16	WE Nolan	1940-67	69	96	11	-	92	1467	17.26
17	C Hoy	1939-68	74	101	24	-	69	1440	18.70
18	SR Lawler	1974-91	119	107	27	-	79	1359	16.99
19	JM Stoddart	1983-92	62	78	11	-	68	1336	19.94
20	TR Mitchell	2000-10	68	78	10	-	75	1333	19.60
21	JR Jeha	2000-12	55	54	8	1	103*	1320	28.70
22	AK Dudgeon	1991-12	32	34	3	4	136	1315	42.42
23	LA Dawes	1982-94	53	56	6	2	119	1286	25.72
24	TC Scott	1996-03	42	50	4	-	99	1250	27.17
25	ASM Tacey	1981-92	38	46	4	-	126*	1226	29.19
26	MJ Law	1996-09	54	69	6	1	103	1225	19.44
27	KJ Easton	1959-73	70	84	17	-	58	1203	17.96
28	MKW Holmberg	1983-07	46	47	3	1	109	1128	25.64
29	CA Proudlove	1997-12	63	59	7	-	87	1127	21.67
	BC Marrinan	1976-91	28	37	4	-	112	1127	34.15
31	DJ Graham	1948-67	51	69	8	-	79*	1099	18.02
32	S Meredith	1981-84	28	35	5	-	133	1076	35.87
33	SD Grummitt	2005-15	30	30	2	4	147	1070	38.21
34	SR Muspratt	1967-72	41	52	12	-	81*	1069	26.73
35	AV Landry	1936-40	-	38	4	-	113	1068	31.41
36	GF Martin	1987-92	41	55	4	-	67*	1067	20.92
37	BR Donker	2006-14	52	61	4	1	102	1058	18.56
38	WJ Bramley	1995-03	40	48	7	-	116	1057	25.78
39	TR Bant	2001-05	28	37	4	-	104*	1033	31.30
40	DGM Murphy	1959-66	40	59	2	-	85	1026	18.00
41	CR Leggat	1956-76	59	70	8	-	103*	1020	16.45
42	G Waters	1971-79	31	40	2	-	126	1009	26.55
43	TL Dodson	1994-98	31	33	7	-	179*	1005	38.65

THIRD GRADE BOWLING - 100 WICKETS

	Player	Era	Matches	Overs	Maidens	Runs	Wickets	Average
1	LS Jones	1949-66	170	1336	120	5210	369	14.12
2	DW Langdon	1965-79	66	971	181	3020	228	13.25
3	SR Lawler	1974-91	119	1400	242	4596	176	26.11
4	MPW Jeh	1986-10	74	1360	404	3433	172	19.96
5	GE Baldwin	1969-79	78	575	37	2436	161	15.13
6	WE Nolan	1940-67	69	666	86	2537	149	17.03
7	ST Barnard	1982-94	54	1030	196	3223	143	22.54
8	G Blazak	1968-79	49	619	116	1940	140	13.86
9	CP Hutton	2001-08	51	760	183	2086	131	15.92
10	DK Hickey	1984-93	78	923	272	2345	127	18.46
11	VF Thomas	1934-40	-	423	40	1807	121	14.93
12	ST Janes	1978-86	45	893	287	2178	115	18.94
13	CR Leggat	1956-76	59	478	78	1588	111	14.31
	CA Proudlove	1997-12	63	704	150	2026	111	18.25
15	TM Cramb	2007-15	60	555	35	2448	104	23.54
16	AC Petrie	1955-64	37	434	62	1583	100	15.83

FOURTH GRADE BATTING - 1000 RUNS

	Player	Era	Matches	Innings	Not Outs	100s	Best Score	Runs	Average
1	ML Dudgeon	1991-14	134	171	11	-	93	4287	26.79
2	JM Stoddart	1982-04	151	176	24	1	108*	4035	26.55
3	LA Dawes	1981-95	81	91	12	4	146*	3105	39.30
4	BJ Boyd	1993-13	69	82	12	5	142	2595	37.07
5	IM Board	1973-83	86	117	15	-	89	2083	20.42
6	PG Halpin	1970-83	76	100	8	-	130	2072	22.52
7	TA Kimball	1997-07	82	105	7	-	82*	2027	20.68
	BJ Irwin	1982-98	77	88	2	-	102*	2007	23.34
9	MT Blackman	2004-13	67	75	11	1	101	1982	30.97
10	JS Scott	1937-57	81	125	14	-	83	1918	17.28
11	MJ Law	1998-09	77	109	10	-	95	1896	19.15
12	MT Jones	2006-15	108	104	25	-	94	1836	23.24
13	D Toye	1976-85	53	70	7	6	160*	1832	29.08
14	K Hegerty	1969-82	90	117	18	-	95	1785	18.03
15	PD Sherman	1988-00	62	76	8	-	150	1646	24.21
16	DW Reeves	1991-08	55	63	11	1	135	1597	30.71
17	WG Chapman	1964-92	56	60	13	1	106	1563	33.26
18	LB Hutley	1983-95	77	83	17	-	98	1525	23.11
19	AR Anderson	1973-87	42	57	6	-	111	1452	28.47
20	JR Jeha	1998-15	56	66	11	1	140*	1426	25.93
21	GD Jennings	1997-12	44	56	8	2	156	1362	28.38
22	SA Toon	1988-06	59	69	8	-	86	1328	21.77
23	C Hoy	1939-86	86	99	18	-	71	1310	16.17
24	PJE Nicholson	1996-05	35	39	3	-	129*	1176	32.67
25	BR Donker	2006-15	53	54	7	2	138	1155	24.57
26	DS Skirving	1976-87	60	64	11	-	111	1124	21.21
27	GE Baldwin	1966-74	48	77	2	-	53	1110	14.80
28	CR Leggat	1956-87	56	65	6	-	87	1080	18.31
29	ML Shinnick	1992-08	56	67	5	-	99	1077	17.37
30	DM Khan	1984-13	42	43	3	1	126	1061	26.52
31	MKW Holmberg	1980-07	25	34	4	3	158	1052	35.07
32	M Gavril	1983-87	28	42	6	1	0	1050	29.17
33	L Nikolovski	1998-07	37	47	4	-	93	1044	24.28
34	CF Kempnich	1978-07	146	132	41	-	56*	1043	11.46
35	JL Harten	1971-79	39	58	4	-	82	1009	18.69

FOURTH GRADE BOWLING - 100 WICKETS

	Player	Era	Matches	Overs	Maidens	Runs	Wickets	Average
1	CF Kempnich	1978-07	146	1808	487	4651	277	16.79
2	EL Hoare	1947-53	57	842	143	2720	223	12.2
3	MJ Tucker	1994-07	81	1163	302	2906	216	13.45
4	K Hegerty	1969-82	90	715	121	2598	161	16.14
5	SC Barlow	1996-05	36	783	199	2038	138	14.77
6	BJ Boyd	1993-13	69	688	159	1791	136	13.17
7	KR Rogers	1978-97	69	818	153	2302	124	18.56
	MB Irwin	1979-91	68	839	202	2226	124	17.95
9	RG Perrett	1974-98	45	796	207	2033	115	17.68
10	CR Leggat	1956-87	56	536	103	1603	114	14.06
11	AL Duncan	1938-61	25	332	75	927	107	8.66
	WE Nolan	1954-57	42	450	51	1734	107	16.21
	GN Fitzpatrick	1972-79	66	429	71	1381	107	12.91
14	D Skirving	1976-87	60	635	137	1786	105	17.01
	FM Francke	1998-08	33	656	158	1631	105	15.53
16	GE Baldwin	1966-74	48	339	24	1598	104	15.37
17	FJ Oberthur	1949-57	47	336	24	1462	103	14.19
18	R Squire	1956-58	32	401	84	1160	102	11.37
	AC Petrie	1969-76	19	296	37	1144	102	11.22
20	G Crispe	1964-65	14	204	49	888	100	8.88

FOURTH GRADE FIELDING - 50 DISMISSALS

	Player	Era	Matches	Catches	Stumpings	Total
1	MT Jones	2006-15	109	150	26	176
2	ML Dudgeon	1991-14	134	119		119
3	RA Cowles	1978-93	65	80	29	109
4	PN Crouch	1995-03	56	88	5	93
5	ML Shinnick	1992-08	59	72	5	77
6	JM Stoddart	1982-04	151	73		73
7	IC Valley	2001-07	38	63	8	71
8	K Hegerty	1969-82	90	57		57
	KR Rogers	1978-97	69	57		57
	LA Dawes	1981-95	81	57		57
11	JS Scott	1937-57	81	41	11	52
12	CF Kempnich	1978-07	146	51		51

FIFTH GRADE BATTING - 1000 RUNS

	Player	Era	Matches	Innings	Not Outs	100s	Best Score	Runs	Average
1	BJ Irwin	1979-98	115	155	9	-	178	4555	31.20
2	RP Kay	1980-90	83	96	4	-	126	2704	29.39
3	KR Rogers	1979-99	98	107	22	-	139	2613	30.74
4	MG McFadden	1999-15	115	128	17	3	155	2572	23.17
5	SA Toon	1988-06	71	82	8	2	129	2261	30.55
6	WR Hamburger	1986-05	57	67	13	4	138*	1958	36.26
7	MB Irwin	1979-94	74	76	8	3	127	1921	28.25
8	GF Martin	1981-97	70	87	11	-	116	1640	21.58
9	BJ Carroll	1983-00	104	95	27	-	96	1466	21.56
10	J Voll	1988-09	108	103	19	1	146	1460	17.38
11	MT Blackman	2002-14	43	46	8	3	141*	1398	36.79
12	LA Dawes	1979-96	35	42	7	2	123	1378	39.37
13	GD Jennings	1997-11	33	41	6	4	228*	1362	38.91
14	SE Rankine	1993-01	51	60	9	-	112	1271	24.92
15	JD O'Connor	2006-13	43	50	3	1	100	1161	24.70
16	CF Kempnich	1979-09	76	87	13	-	89	1146	15.49
17	NJ Millard	2001-12	43	48	12	1	132*	1123	31.19
18	CM Skinner	2009-15	47	51	1	1	113	1117	22.34
19	PD Sherman	1990-15	34	40	9	-	113	1096	35.35
20	JE Robinson	2000-09	53	61	2	1	120	1015	17.20

FIFTH GRADE BOWLING - 100 WICKETS

	Player	Era	Matches	Overs	Maidens	Runs	Wickets	Average
1	BJ Carroll	1983-00	104	1457	301	4467	220	20.3
2	J Voll	1988-09	108	1138	254	3028	200	15.14
3	CF Kempnich	1979-00	76	1020	263	2741	185	14.82
	KR Rogers	1979-99	98	1035	242	2723	185	14.72
5	MB Irwin	1979-94	74	1135	345	2560	161	15.9
6	LR Warner	1993-07	63	734	125	2502	114	21.95
7	GF Martin	1981-97	70	694	148	2031	113	17.97

FIFTH GRADE FIELDING - 50 DISMISSALS

	Player	Era	Matches	Catches	Stumpings	Total
1	RP Kay	1980-90	83	82	20	102
2	ML Shinnick	1993-09	56	83	5	88
3	KR Rogers	1979-99	98	84		84
4	MG McFadden	1999-13	115	62		62
	PJ Hanrahan	2005-12	43	56	6	62
6	IC Valley	2001-12	49	54	6	60
7	BJ Irwin	1979-98	115	57		57
8	KG Tuite	1979-04	101	54		54
9	BJ Carroll	1983-00	104	53		53
10	PN Crouch	1993-01	20	47	4	51

SIXTH GRADE BATTING - 1000 RUNS

	Player	Era	Matches	Innings	Not Outs	100s	Best Score	Runs	Average
1	ML Dudgeon	1992-15	73	83	5	2	168	2300	29.49
2	ML Shinnick	1993-15	108	100	14	1	100*	2228	25.91
3	AJ Watkinson	2008-12	43	46	3	2	153	1126	26.19
4	MG McFadden	2007-14	54	55	7	1	108	1078	22.46

SIXTH GRADE BOWLING - 100 WICKETS

	Player	Era	Matches	Overs	Maidens	Runs	Wickets	Average
1	CF Kempnich	1992-15	128	1354	385	3341	274	12.19
2	BT Wilson	2008-15	66	764	162	2203	171	12.88
3	MB Irwin	1992-97	53	698	187	1732	114	15.19
4	BJ Stinson	2009-12	42	547	162	1407	106	13.27

SIXTH GRADE FIELDING - 30 DISMISSALS

	Player	Era	Matches	Catches	Stumpings	Total
1	ML Shinnick	1993-15	108	106	23	129
2	AJ Watkinson	2008-12	44	46	7	53
3	IC Valley	2008-13	30	41	6	47
	CF Kempnich	1992-15	128	47		47
5	BA Pendergast	2010-15	54	41		41
6	ML Dudgeon	1992-15	73	39		39
7	JK Bowe	2008-15	36	36	1	37

SUB DISTRICTS / WAREHOUSE BATTING - 1000 RUNS

	Player	Era	Matches	Innings	Not Outs	100s	Best Score	Runs	Average
1	PF Lynch	1990-15	215	262	27	-	92	4688	19.95
2	IB Dewar	2001-13	97	122	20	2	128*	3654	35.82
3	WR Hamburger	1991-10	86	110	17	3	151	2906	31.25
4	MB Irwin	1977-15	223	217	41	-	72*	2669	15.16
5	LA Dawes	1995-15	109	141	17	1	101*	2518	20.31
6	SD Farley	1998-13	110	127	16	1	128	2453	22.10
7	PD Kent	1989-07	119	160	23	2	126*	2324	16.96
8	CJ Sheehan	2005-13	85	119	18	1	145	2223	22.01
9	AA Coolwell	1978-15	71	94	9	3	111*	2155	25.35
10	JK Bowe	2008-14	51	68	7	1	182*	1823	29.89
11	CS Baldwin	2006-15	66	76	12	-	99	1679	26.23
12	DW Moorhouse	1990-15	164	193	26	-	77	1454	8.71
13	KG Tuite	1978-15	205	201	45	-	50	1402	8.99
14	GM Currie	1991-08	90	116	13	-	77*	1369	13.29
15	R Musumeci	1993-07	75	100	10	-	81	1334	14.82
16	J Voll	1996-10	95	102	14	-	67*	1148	13.05
17	BW Rainbow	1989-15	59	80	5	-	77	1144	15.25
18	RH Jones	1997-15	144	152	16	-	55	1131	8.32
19	DJ Mackie	2003-15	132	122	26	-	62*	1130	11.77
20	SJ French	1991-03	103	112	24	-	54*	1101	12.51
21	ML Harvey	1978-03	48	60	3	-	150*	1020	17.89

SUB DISTRICTS / WAREHOUSE BOWLING - 100 WICKETS

	Player	Era	Matches	Overs	Maidens	Runs	Wickets	Average
1	DJ Mackie	2003-15	132	1789	451	4549	434	10.48
2	KIR McKay	1993-15	258	1511	144	7209	336	21.46
3	SD Farley	1998-13	110	1341	355	3777	280	13.49
4	KG Tuite	1978-15	205	1072	250	3250	240	13.54
5	IB Dewar	2001-13	97	1203	342	2793	238	11.74
6	JP Alexander	2008-15	69	767	146	2401	196	12.25
7	MB Irwin	1977-15	223	863	164	2709	185	14.64
8	J Voll	1989-15	95	745	172	2171	167	13.00
9	RH Jones	1997-15	144	625	117	2001	127	15.76
10	DK Hickey	1993-04	29	423	170	792	103	7.69
11	PD Stout	1994-07	42	410	75	1267	100	12.67

SUB DISTRICTS / WAREHOUSE FIELDING - 50 DISMISSALS

	Player	Era	Matches	Catches	Stumpings	Total
1	PD Kent	1989-07	119	106	36	142
2	KG Tuite	1978-15	206	116		116
3	PF Lynch	1990-15	216	111		111
4	MB Irwin	1977-15	223	108		108
5	WR Hamburger	1991-10	86	90	6	96
6	KT Tuite	2008-15	78	71	16	87
7	BW Rainbow	1996-10	60	56	19	75
8	DW Moorhouse	1990-15	164	65		65
9	RB Graham	2006-11	44	53	11	64
10	KIR McKay	1993-15	258	61		61
	CJ Sheehan	2005-13	85	60	1	61
12	DJ Mackie	2003-15	132	60		60
13	IB Dewar	2001-13	97	57		57
14	LA Dawes	1995-15	109	55		55
15	SD Farley	1998-13	110	51		51

OVER 40's GRADE BATTING - 300 RUNS

	Player	Era	Matches	Innings	Not Outs	100s	Best Score	Runs	Average
1	JM Stoddart	2002-15	50	49	5		96	1131	25.70
2	PD Sherman	2005-15	34	34	3		74	728	23.48
3	LA Dawes	2001-14	20	20	1		74	537	28.26
4	WG Chapman	2003-15	31	30	6		68	496	20.67
5	BC Marrinan	2001-06	19	18	2		93	423	26.44
6	AA Coolwell	2002-13	17	15	4		47	366	33.27
7	SD Farley	2003-11	26	22	3		60	345	18.16
8	ST Janes	2001-14	38	31	10		73*	340	16.19
	GC Brown	2005-11	8	8	0		95	340	42.50
10	RJM Crawford	2001-13	27	23	2		37	305	14.52

OVER 40's GRADE BOWLING - 20 WICKETS

	Player	Era	Matches	Overs	Maidens	Runs	Wickets	Average
1	ST Janes	2001-14	38	180	23	817	44	18.57
2	RJM Crawford	2001-13	27	117	5	664	34	19.53
3	MF Frame	2005-15	29	157	13	748	33	22.87
4	SD Farley	2003-11	26	139	21	501	30	16.70
5	AA Coolwell	2002-13	17	103	9	432	20	21.60
	RV Towner	2001-14	22	130	23	538	20	26.90

OVER 40's GRADE FIELDING - 10 DISMISSALS

	Player	Era	Matches	Catches	Stumpings	Total
1	P Spence	2001-14	49	27	4	31
2	JM Stoddart	2002-15	50	15		15
3	RA Cowles	2001-08	30	9	5	14
4	ST Janes	2001-14	38	12		12
5	AA Coolwell	2002-13	17	11		11
	WG Chapman	2003-15	31	10	1	11

UNDER 19 GRADE BATTING - 500 RUNS

	Player	Era	Matches	Innings	Not Outs	100s	Best Score	Runs	Average	Cat/St
1	SG Law	1984-88	15	17	5	4	202	1129	94.08	10
2	GI Foley	1983-87	21	23	5	2	156	909	50.50	7
3	ML Hayden	1988-91	14	14	2	4	130	736	61.33	14
4	DW Reeves	1990-93	11	11	2	1	119	631	70.11	4
5	MJ Nicol	2004-08	10	10	2	3	115*	614	76.75	4
6	GC Brown	1982-85	18	18	0	1	153	580	32.22	12/1

UNDER 19 GRADE BOWLING - 25 WICKETS

	Player	Era	Matches	Overs	Maidens	Runs	Wickets	Average	Cat/St
1	JE Bourke	1969-73	26	299	58	872	101	8.63	9
2	J Waldron	1983-87	17	278	70	774	36	21.50	4
3	ID Williamson	1984-88	15	269	59	856	33	25.94	8
4	DW Cottee	1981-85	23	186	45	524	29	18.07	9
5	GI Foley	1983-87	21	185	40	567	25	22.68	7
6	J Badenhorst	2006-09	12	84	13	329	25	13.16	6

UNDER 18 GRADE BATTING - 750 RUNS

	Player	Era	Matches	Innings	Not Outs	100s	Best Score	Runs	Average
1	WG Chapman	1963-65	32	46	3	2	136	1078	25.07
2	DE Barber	1953-57	43	60	12		91*	1063	22.15
3	MKW Holmberg	1978-83	41	52	3		82	1001	20.43
4	RD Heilbronn	1982-84	18	21	3	3	169	991	55.06
5	GJ Power	1970-74	33	42	4	2	157	963	25.34
6	PA Davis	1986-89	28	34	5		94	962	33.17
7	DW Cottee	1981-84	32	36	4	1	129	959	29.97
8	P Gibson	1966-69	33	45	3	1	102	959	22.83
9	NJ King	1957-60	32	34	10		91	893	37.21
10	DJ Greaves	1948-51	27	34	4	1	115*	830	27.67
11	BS Warlow	1954-58	34	47	6		74	824	20.1
12	A Hooper	1980-83	23	31	3	1	108	797	28.46
13	PC Chatman	1969-74	28	34	2	1	105*	787	24.59
	RP Easton	1950-53	20	30	2	1	114	787	28.11
15	T Long	1956-60	39	54	11		69*	764	17.77

UNDER 18 GRADE BOWLING - 75 WICKETS

	Player	Era	Matches	Overs	Maidens	Runs	Wickets	Average
1	ST Janes	1974-78	34	555	115	1663	156	10.66
2	BS Warlow	1954-58	34	309	45	1168	115	10.16
3	A Schmidt	1961-63	25	321	66	867	96	9.03
4	DW Langdon	1962-65	38	372	61	1326	95	13.96
5	DE Barber	1953-57	43	254	27	1095	91	12.03
6	NJ Barber	1953-56	28	257	23	868	90	9.64
7	J Herbert	1972-76	30	427	97	1260	90	14.00

UNDER 18 GRADE FIELDING - 30 DISMISSALS

	Player	Era	Matches	Catches	Stumpings	Total
1	RC Dempster	1955-58	34	18	30	48
2	S Forsyth	1981-84	32	41	4	45
3	BC Marrinan	1973-76	18	30	10	40
	SA Lakeland	1997-99	14	38	2	40
5	WG Chapman	1963-65	32	29	3	32
	R Mantell	1964-67	23	22	10	32
	GN Power	1970-74	21	29	3	32
	C Atkinson	1984-86	15	27	5	32
9	DE Barber	1953-57	43	30	1	31
	D Toye	1976-78	16	30	1	31
11	LMD Hill	1998-99	12	29	1	30

UNDER 16/17/18 LORD'S TAVERNERS GRADE BATTING - 500 RUNS

	Player	Era	Matches	Innings	Not Outs	100s	Best Score	Runs	Average
1	TG Irvine	1992-94	18	21	4	7	210	1529	89.94
2	GT Chapman	1991-94	20	24	4	-	128	1015	50.75
3	CE Fitzgerald	1998-01	23	20	2	1	113	788	43.78
4	ON Lynch	2012-14	15	14	3	2	126*	639	58.09
5	SA Somerville	2005-08	17	21	3	1	172	604	33.56
6	JS Neill	2012-14	14	13	2	2	105	514	46.73
7	SW Purvis	2000-02	16	18	2	-	71	502	31.38

UNDER 16/17/18 LORD'S TAVERNERS GRADE BOWLING - 30 WICKETS

	Player	Era	Matches	Overs	Maidens	Runs	Wickets	Average
1	CD Raimondi	2000-02	17	287	72	750	49	15.31
2	AH Barlow	1994-96	15	265	66	688	40	17.20
3	JG Dellit	1996-98	18	184	42	492	34	14.47
4	ST Wade	1992-94	19	320	60	1014	32	31.69

UNDER 16/17/18 GRADE FIELDING - 20 DISMISSALS

	Player	Era	Matches	Catches	Stumpings	Total
1	JD Street	1997-99	17	29	2	31
2	LMD Hill	1996-98	18	19	4	23
	DB Viney	1993-96	14	23		23
4	ML Shinnick	1991-93	16	9	12	21
	TJ Douglass	2006-08	11	15	6	21

SCHOOLBOY (UNDER 15) GRADE BATTING

	Player	Era	Matches	Innings	Not Outs	Best Score	Runs	Average	Cat/St
1	G McEwan	1971-74	24	25	4	122	980	46.67	12
2	GN Power	1970-73	26	23	2	129	847	40.33	7
3	LT Bell	1964-68	16	23	5	113*	846	47.00	6
4	GR Kruger	1966-70	30	35	9	104	647	24.88	5
5	N Anderson	1957-59	21	30	2	78	588	21.00	7

SCHOOLBOY (UNDER 15) GRADE BOWLING

	Player	Era	Matches	Overs	Maidens	Runs	Wickets	Average	Cat/St
1	GR Kruger	1966-70	30	219	25	786	70	11.23	5
2	R Barber	1957-59	14	138	10	456	56	8.14	5

WOMEN'S BATTING

	Player	Era	Matches	Innings	Not Outs	Best Score	Runs	Average	Cat/St
1	VL Pickering	1993-03	90	94	23	114*	2676	37.69	21/2
2	MM Brandon	1993-03	86	89	11	156	2190	28.08	59/33
3	TE Brown	1998-03	46	51	6	143*	1969	43.76	16
4	KL Rich	1993-02	46	39	6	104*	1371	41.55	17
5	M Stephenson	1984-89	50	51	8	108	1213	28.20	16
6	J O'Brien	1983-89	50	55	15	98*	1113	27.83	13
7	SL Bow	1993-00	44	49	8	84	1099	26.80	22
8	CG Cross	1998-03	45	46	5	126*	1030	25.12	12/2

WOMEN'S BOWLING

	Player	Era	Matches	Overs	Maidens	Runs	Wickets	Average	Cat/St
1	D Huckstadt	1981-89	72	1133	433	1845	180	10.25	23
2	SL Bow	1993-00	44	642	145	1268	131	9.68	22
3	SE Woolway	1993-02	80	751	172	1910	108	17.69	27
5	VL Pickering	1993-03	90	479	104	1325	98	13.52	21/2
4	TE Brown	1998-03	46	467	89	1351	104	12.99	16
6	L Weller	1994-03	76	522	89	1706	92	18.54	23

BEST INDIVIDUAL PERFORMANCES

HIGHEST SCORE

First Grade	CF Morgan	258*	1904-05
First Grade – One Day Games	ML Hayden	167	2003-04
First Grade – Twenty 20 Games	LA Carseldine	86	2012-13
Second Grade	JT Harten	204*	1965-66
	MP DuPayne	204	1991-92
Third Grade	S Perkins	211	1982-83
Fourth Grade	MH Mossop	199	1936-37
Fifth Grade	DS Skirving	233*	1979-80
Sixth Grade:	JE Robinson	204*	2007-08
Sub Districts/Warehouse	JK Bowe	182*	2011-12
Over 40's Grade	CS Baldwin	98*	2008-09
Under 19 Grade	SG Law	202*	1986-87
Under 18 Grade	RD Heilbronn	169	1983-84
Under 16/17 L/T Grade	TG Irvine	210	1993-94
"Schoolboy" Grade	GN Power	129	1972-73
Women's Grades	MM Brandon	156	2000-01

HIGHEST AGGREGATE RUNS

First Grade	NJ Kruger	903	2005-06
First Grade - One Day Games	ML Hayden	409	1989-90
Second Grade	GC Brown	743	1989-90
Third Grade	WG Chapman	905	1977-78
Fourth Grade	D Toye	746	1982-83
Fifth Grade	BJ Irwin	610	1993-94
Sixth Grade	ML Dudgeon	824	2011-12
Sub Districts/Warehouse	IB Dewar	759	2012-13
Over 40's Grade	JM Stoddart	188	2007-08
Under 19 Grade	SG Law	444	1986-87
Under 18 Grade	GJ Power	656	1973-74
Under 16/17 L/T Grade	TG Irvine	1,054	1993-94
"Schoolboy" Grade	GN Power	536	1972-73
Women's Grades	TE Brown	656	1998-99

BEST BATTING AVERAGE

First Grade	R MacDonald	203.00	1898-99
First Grade - One Day Games	GI Foley	102.67	1989-90
Second Grade	TM Khan	85.75	1988-89
Third Grade	SA Martin	84.50	2003-04
Fourth Grade	M Gavril	80.50	1985-86
Fifth Grade	NJ Millard	81.00	2003-04
Sixth Grade	SA Edge	61.75	1994-95
Sub Districts/Warehouse	DJ Doak	57.67	1992-93
Over 40's Grade	JM Stoddart	71.00	2002-03
Under 19 Grade	SG Law	222.00	1986-87
Under 18 Grade	RD Heilbronn	61.63	1983-84
Under 16/17 L/T Grade	TG Irvine	131.75	1993-94
"Schoolboy" Grade	GR Kruger	62.16	1969-70
Women's Grades	VL Pickering	78.17	1994-95

HIGHEST AGGREGATE WICKETS

First Grade	JW McLaren	73	1910-11
First Grade - One Day Games	CJ Lanagan	19	1996-97
	DR Turner	19	1997-98
Second Grade	A Hendy	62	1904-05
Third Grade	LS Jones	65	1955-56
Fourth Grade	G Crispe	100	1964-65
Fifth Grade	KR Rogers	51	1985-86
Sixth Grade	BJ Stinson	49	2011-12
Sub Districts/Warehouse	JP Alexander	62	2013-14
Over 40's Grade	SD Farley	9	2004-05
Under 19 Grade	JE Bourke	42	1971-72
Under 18 Grade	ST Janes	68	1976-77
Under 16/17 L/T Grade	CD Raimondi	36	2001-02
"Schoolboy" Grade	R Barber	38	1958-59
Women's Grades	D Huckstadt	51	1983-84

BEST BOWLING AVERAGE

First Grade	JW McLaren	4.50	1912-13
First Grade - One Day Games	DR Turner	7.94	1997-98
Second Grade	VM Mylne	6.67	1932-33
Third Grade	SJ Ferguson	6.04	1946-47
Fourth Grade	DG Kirkman	5.48	1959-60
Fifth Grade	BJ Boyd	6.51	1999-00
Sixth Grade	DK Hickey	7.00	1993-94
Sub Districts/Warehouse	PR Fryer	5.71	1977-78
Over 40's Grade	RG Perrett	10.14	2001-02
Under 19 Grade	JE Bourke	5.78	1971-72
Under 18 Grade	GK McKenzie	7.18	1956-57
Under 16/17 L/T Grade	MKS Smith	10.05	1995-96
"Schoolboy" Grade	A Green	5.23	1961-62
Women's Grades	D Huckstadt	3.33	1985-86

MOST CATCHES

First Grade	BM Shinnick	39	1996-97
First Grade - One Day Games	PJ Drinnen	13	1989-90
Second Grade	PJ Irving	31	1989-90
Third Grade	MJ Collins	30	1974-75
Fourth Grade	LK Trotter	33	1964-65
Fifth Grade	PN Crouch	35	1994-95
Sixth Grade	RB Graham	20	2008-09
Sub Districts/Warehouse	WR Hamburger	31	1997-98
Over 40's Grade	P Spence	6	2001-02
Under 19 Grade	BM Shinnick	11	1991-92
Under 18 Grade	SA Lakeland	34	1997-98
Under 16/17 L/T Grade	JD Street	27	1998-99
"Schoolboy" Grade	P Dunlop	10	1973-74
Women's Grades	T Kavanagh	13	1985-86

MOST STUMPINGS

First Grade	RD Pyke	13	1904-05
First Grade - One Day Games	PW Anderson	4	1984-85
	PJ Drinnen	4	1991-92
Second Grade	W Duncan	14	1931-32
Third Grade	PW Nilon	14	1954-55
Fourth Grade	RA Potter	9	1934-35
	RA Cowles	9	1983-84
	E Lamke	9	1985-86
Fifth Grade	M Denholm	16	1982-83
Sixth Grade	PC Owen	7	1992-93
Sub Districts/Warehouse	PD Kent	9	1999-00, 02-03, 04-05
Over 40's Grade	RA Cowles	2	2002-03
	P Spence	2	2005-06
Under 19 Grade	MJ Collins	2	1973-74
	MD Norris	2	1988-89
	GW Mitchell	2	1990-91
	AJ Watkinson	2	1996-97
Under 18 Grade	RC Dempster	14	1955-56
Under 16/17 L/T Grade	ML Shinnick	7	1992-93
"Schoolboy" Grade	K Marr	15	1958-59
Women's Grades	MM Brandon	6	1998-99

HIGHEST TEAM SCORES

First Grade	9/490	1994-95
First Grade – One Day Games	5/367	2002-03
First Grade – Twenty 20 Games	5/184	2013-14
Second Grade	460	1990-91
Third Grade	443	1986-87
Fourth Grade	551	2006-07
Fifth Grade	9/574	1991-92
Sixth Grade	6/508	1992-93
Sub Districts/Warehouse	8/442	2002-03
Over 40's Grade	3/266	2013-14
Under 19 Grade	6/542	1984-85
Under 18 Grade	427	1989-90
Under 16/17 L/T Grade	4/526	1993-94
"Schoolboy" Grade	249	1972-73
Women's Grades	9/404	1994-95

HIGHEST PARTNERSHIPS

(Partnerships of over 50 only in Premiership & Championship Matches unless noted otherwise*)

FIRST GRADE

1st Wicket	RM Levy & LPD O'Connor	282*	1931-32
2nd Wicket	ML Hayden & AJ Brown	272	1991-92
3rd Wicket	ML Hayden & AB Henschell	249	1992-93
4th Wicket	ML Hayden & LA Carseldine	314	1994-95
5th Wicket	AB Mossop & LPD O'Connor	284	1930-31
6th Wicket	JT Harten & DE Wise	174	1947-48
7th Wicket	CF Morgan & RW Eve	278*	1904-05
8th Wicket	RF Whiting & NT McMahon	109	1948-49
9th Wicket	LA Carseldine & MJ Petrie	134	2011-12
10th Wicket	JD Wildermuth & MJ Petrie	97	2012-13

FIRST GRADE ONE DAY COMPETITION MATCHES*

1st Wicket	TG Irvine & NJ Kruger	181	2006-07
2nd Wicket	ML Hayden & LA Carseldine	198	2003-04
3rd Wicket	KC Wessells & AB Henschell	200	1983-84
4th Wicket	SG Law & MC Ephraims	154	1987-88
5th Wicket	AN Brown & PW Anderson	131*	1985-86
6th Wicket	BD Schuhmacher & LJ Drennan	99	2011-12
7th Wicket	TG Irvine & LA Carseldine	167	2001-02
8th Wicket	AK Dudgeon & MC Bragg	103	2004-05
9th Wicket	JM Walker & PT McPhee	61	1987-88
10th Wicket	DR Turner & JH Dawes	54	2002-03

FIRST GRADE TWENTY 20 COMPETITION MATCHES*

1st Wicket	AJ Gode & JT Spargo	101	2011-12
2nd Wicket	NJ Kruger & GC Brown	85	2007-08
3rd Wicket	AJ Gode & JD Wildermuth	73	2013-14
4th Wicket	LA Carseldine & JD Wildermuth	93	2013-14
5th Wicket	AJ Gode & AA Lockhart-Krause	70	2014-15
6th Wicket	AA Lockhart-Krause & SS Kabel	46*	2013-14
7th Wicket	BD Evans & SG Wood	24	2005-06
8th Wicket	JG Dellit & AJ Gode	36*	2007-08
9th Wicket	LW Feldman & J Badenhorst	24	2009-10
10th Wicket	LJ Bartholomew & LW Feldman	35*	2009-10

SECOND GRADE

1st Wicket	AJ Brown & PJ Irving	198	1991-92
2nd Wicket	AK Dudgeon & JD Timmins	213	1994-95
3rd Wicket	LN Hegvold & KL Biggs	212	1964-65
4th Wicket	RP Easton & D Magee	325	1969-70
5th Wicket	JG Dellit & AR Forbes	177	2002-03
6th Wicket	S Hancock & MPW Jeh	176	1988-89
7th Wicket	WJ Grienke & DR Waddell	152	1961-62
8th Wicket	JT Harten & WG Chapman	148	1965-66
9th Wicket	MP DuPayne & PL Symonds	216	1991-92
10th Wicket	AJ Gode & CA Proudlove	197	2007-08

THIRD GRADE

1st Wicket	GT Chapman & C Simpson	246	1994-95
2nd Wicket	AJ Brown & RF Shaw	216	2004-05
3rd Wicket	WG Chapman & N McAuliffe	266	1977-78
4th Wicket	OS Gilchrist & GO Jones	247	2001-02
5th Wicket	PD Sherman & GW Mitchell	200	1991-92
6th Wicket	DM Khan & JD Street	174*	2000-01
7th Wicket	S Aitken & M Gordon	152	1986-87
8th Wicket	CR Leggat & T Drummond	145	1973-74
9th Wicket	BM Shinnick & PE Lewis	93	1991-92
10th Wicket	R Hough & RV Salmon	97	1936-37

FOURTH GRADE

1st Wicket	D Sinnamon & R Logan	256	1963-64
2nd Wicket	MJ Nicol & SD Grummitt	202	2005-06
3rd Wicket	WJ Bramley & RL McKenna	209	1995-96
4th Wicket	BN Quinn & PG Halpin	168	1978-79
5th Wicket	MA Wise & J Meldrum	177	1972-73
6th Wicket	AR Anderson & J Stevenson	169	1974-75
7th Wicket	JM Stoddart & IB Dewar	121	1995-96
8th Wicket	MT Jones & AC Lynch	113	2014-15
9th Wicket	K Hockley & B Austin	128	1989-90
10th Wicket	PD Sherman & PM Amos	96	1990-91

FIFTH GRADE

1st Wicket	TJ Tummon & JB Neill	222	1999-00
2nd Wicket	SA Edge & LA Dawes	216	1992-93
3rd Wicket	JS Neill & BR Donker	217	2013-14
4th Wicket	MJ Dearness & DS McMillan	223	2010-11
5th Wicket	NM Francis & JM Francis	226	2013-14
6th Wicket	T Hicks & T Brown	213	1987-88
7th Wicket	DJ Cross & D Lumb	133	1981-82
8th Wicket	KR Rogers & J Voll	197	1991-92
9th Wicket	M Stegman & I Smith	120	1980-81
10th Wicket	CI Weatherley & LR Warner	118*	1998-99

SIXTH GRADE

1st Wicket	WR Hawkins & TA Kimball	182	1996-97
2nd Wicket	AJ Raven & R Oswald	230	1992-93
3rd Wicket	WG Chapman & AA Raadschelders	182	1993-94
4th Wicket	MT Richardson & SJ French	123	1993-94
5th Wicket	DC Souter & MJ Ogilvie	148	1992-93
6th Wicket	GB Minns & D Russell	111	1992-93
7th Wicket	MG McFadden & SDL Smith	155	2008-09
8th Wicket	MT Richardson & SJ French	63	1993-94
9th Wicket	CJ Arnold & HJ Thompson	99	2012-13
10th Wicket	DJ Condon & MD Cook	106*	1996-97

SUB DISTRICTS / WAREHOUSE

1st Wicket	PD Kent & GM Currie	227*	1991-92
2nd Wicket	R Knights & GN Fitzpatrick	192	1977-78
3rd Wicket	TN Currell & BJ Stammers	210	1994-95
4th Wicket	JK Bowe & RB Graham	169	2008-09
5th Wicket	JK Bowe & JE Boyd	219*	2011-12
6th Wicket	IB Dewar & SD Farley	179	2002-03
7th Wicket	AA Coolwell & DJE Sulzer SD Fleming & SR Niven	191	2011-12 2012-13
8th Wicket	R Gmeinder & SJ French	118	1998-99
9th Wicket	MG Horswill & DL Phillips	93	2012-13
10th Wicket	TJ Hill & JL Cronan	63	1996-97

OVER 40's GRADE

1st Wicket	JM Stoddart & WG Chapman	152	2007-08
2nd Wicket	JM Stoddart & PD Sherman	102	2009-10
3rd Wicket	JM Stoddart & SD Farley	148	2004-05
4th Wicket	WR Hamburger & WG Chapman	78*	2009-10
5th Wicket	WG Chapman & AA Coolwell	64	2004-05
6th Wicket	ST Janes & LL Poustie	97	2006-07
7th Wicket	RH Jones & PR Fryer	40*	2001-02
8th Wicket	P Spence & PE Lewis	44	2008-09
9th Wicket	P Spence & S Brandon	38	2009-10
10th Wicket	SW Brandon & MF Frame	35	2010-11

UNDER 19 GRADE

1st Wicket	BA Morgan & LD Pfeffer	203*	2008-09
2nd Wicket	ML Hayden & B Kincade	135	1990-91
3rd Wicket	SG Law & DG Walker	151	1985-86
4th Wicket	SG Law & GC Brown	162	1984-85
5th Wicket	M Denholm & DM Khan	103	1985-86
	MP Wade & T Anderson	103	1993-94
	TG Irvine & MT Richardson	103	1995-96
6th Wicket	TG Irvine & TC Scott	124	1995-96
7th Wicket	JM Stoddart & A Kerr	77	1981-82
8th Wicket	T Wolski & SD Moran	94	1993-94
9th Wicket			
10th Wicket	K Bedford & RJ Toovey	61	1971-72

UNDER 18 GRADE

1st Wicket	WG Chapman & GJ Saxby	184	1964-65
2nd Wicket	BC Marrinan & GD Harvey	176	1974-75
3rd Wicket	GW Mitchell & T Knox	241	1989-90
4th Wicket	A Milosevic & T Knox	159	1989-90
5th Wicket	M Griffen & P Gibson	164	1968-69
6th Wicket	PA Davis & MP DuPayne	140	1987-88
7th Wicket	DS Cuddihy & BM Shinnick	104	1990-91
8th Wicket	RD Heilbronn & J Waldron	115	1982-83
	BA Clarke & T Rynders	115*	2003-04
9th Wicket	A Gibson & D Hobson	122	1966-67
10th Wicket	KLM Harvey & AR Townsley	71	1999-00

UNDER 16/17/18 LORD'S TAVERNERS GRADE

1st Wicket	GT Chapman & MA Baker	162	1993-94
2nd Wicket	TG Irvine & SP Myers	221	1993-94
3rd Wicket	TG Irvine & MLShinnick	170	1992-93
4th Wicket	GT Chapman & M Hedditch	150	1993-94
5th Wicket	JS Neill & HC McNeilly	153	2013-14
6th Wicket	JD Wildermuth & TF Whip	266	2010-11
7th Wicket	TJ Frisby & BA Clarke	203	2002-03
8th Wicket	TJ Frisby & SJ Cotter	63	2002-03
9th Wicket	LG Peterson & HP Wilmington	103*	2014-15
10th Wicket	DF Butt & AA Marriott	72	1997-98

SCHOOLBOY (UNDER 15) GRADE

1st Wicket	T Drummond & GJ Power	135	1970-71
2nd Wicket	G McEwan & GD Harvey	117	1973-74
3rd Wicket	G McEwan & T Osborne	116	1973-74
4th Wicket	R Brown & A Schmidt	180	1958-59
5th Wicket	J Barker & D McKie	112	1970-71
6th Wicket	LT Bell & R Lavery	115	1966-67
7th Wicket	GN Power & M Dall	84	1971-72
8th Wicket			
9th Wicket			
10th Wicket	LT Bell & M Porter	57	1966-67

WOMEN'S GRADES

1st Wicket	TE Brown & MM Brandon	286	1998-99
2nd Wicket	J O'Brien & M Stephenson	178	1985-86
3rd Wicket	VL Pickering & KL Rich	187	1994-95
4th Wicket	TE Brown & G Hall	149	1998-99
5th Wicket	VL Pickering & G Hall	143*	1996-97
6th Wicket	VL Pickering & G Hall	185	1996-97
7th Wicket	A Van Eyk & MA O'Connell	58	1985-86
8th Wicket	FH Tiel & T Campbell	50	1983-84
9th Wicket			
10th Wicket			

NED COLWELL HONOUR BOARD

Valley Team(s) Securing the Highest Placing each Season in QCA & QSDCA Premiership Competitions

Season	Grade	Position	Captain
1934-35	C	Premiers	FA Short
1935-36	Reserve	Second	WA Armstrong
1936-37	Reserve	Fourth	VR Hodge
1937-38	Reserve	Premiers	HM Yeates
1938-39	Reserve	Fourth	HM Yeates
1939-40	C	Fourth	AV Landry
1940-41	B	Third	EJ Clegg
1941-42	A	Sixth	KL Mossop
1942-43	A	Fifth	HJ Haskings
1943-44	B	Fourth	J Gannon
1944-45	A	Runner-up	HJ Haskings
1945-46	B	Seventh	JS Scott
1946-47	A	Fifth	KL Mossop
1947-48	Reserve	Runner-up	C Hoy
1948-49	Reserve Intermediate	Runner-up Runner-up	CR Richards KJ Kranz
1949-50	Reserve	Premiers	C Hoy
1950-51	B	Third	KR Weston
1951-52	Intermediate	Fourth	RR Shackleton
1952-53	Intermediate	Fourth	AL Duncan
1953-54	B	Premiers	CR Richards
1954-55	Intermediate	Third	TW Marr
1955-56	Intermediate	Premiers	NJ Barber
1956-57	Reserve	Premiers	NT McMahon
1957-58	B	Runner-up	LS Jones
1958-59	Schoolboy	Premiers	R Barber
1959-60	Reserve	Fourth	RF Whiting
1960-61	Reserve	Second	RF Whiting
1961-62	Reserve Schoolboy	Premiers Premiers	JM Troy G Graham
1962-63	C	Third	RF Whiting
1963-64	C	Fifth	JW Tuckfield
1964-65	C	Second	R Heaps
1965-66	Reserve	Fourth	JT Harten
1966-67	Intermediate Schoolboy	Third Third	J Gibson RJ Kruger
1967-68	B Schoolboy	Seventh Seventh	BW Leggat N Anderson
1968-69	Reserve Intermediate	Sixth Sixth	LK Trotter P Gibson
1969-70	Schoolboy	Third	RJ Kruger
1970-71	B C	Third Third	J Clark RV Towner
1971-72	Under 19	Premiers	LT Bell
1972-73	Reserve C Schoolboy	Runner-up Runner-up Runner-up	RP Easton CR Leggat GN Power
1973-74	Reserve Intermediate	Premiers Premiers (Undefeated)	WG Chapman NA Bolton
1974-75	A	Premiers	KE Dudgeon
1975-76	B	Premiers	CR Leggat
1976-77	Reserve C Intermediate	Fifth Fifth Fifth	C Barnard C Hoy G Edwards
1977-78	B	Minor Premiers	WG Chapman
1978-79	Second Third Fourth	Premiers Premiers Premiers	LT Bell WG Chapman IM Board
1979-80	Fifth (2)	Premiers	GN Fitzpatrick
1980-81	Third	Premiers	WG Chapman
1981-82	Third Under 18 Under 19	Premiers Premiers Premiers	WG Chapman ST Barnard BD Clark
1982-83	Fourth (1)	Premiers	D Toye
1983-84	Third (1)	Fourth	WG Chapman
1984-85	First	Premiers	TM Khan
1985-86	Under 19	Premiers	GI Foley

1986-87	Third	Runner-up	JM Stoddart
1987-88	Third	Minor Premiers	RA Cowles
1988-89	Fifth Under 19	Premiers Premiers	KG Tuite GN Robins
1989-90	Second (2) Fourth Under 18	Third Third Third	GN Robins CF Kempnich B Kincade
1990-91	Fourth Fifth	Premiers (Undefeated) Premiers (Undefeated)	CF Kempnich KR Rogers
1991-92	Fourth Fifth Under 18 Under 19	Premiers Premiers (Undefeated) Premiers Premiers	CF Kempnich MB Irwin DW Reeves, D Dearing, KG Kernovske DM Rauchle
1992-93	Sixth	Premiers (Undefeated)	MB Irwin
1993-94	Fifth	Premiers	BJ Irwin
1994-95	First	Premiers	SG Law & AB Henschell
1995-96	Fifth	Premiers	DK Hickey
1996-97	First	Premiers	MC Ephraims
1997-98	C1 Sub District	Premiers	MB Irwin
1998-99	Fourth (1) Open Age	Premiers Premiers	JM Stoddart MP Jeh
1999-00	Under 18	Premiers	BA Crooks
2000-01	Fourth (1)	Premiers	JM Stoddart
2001-02	Third Fourths (1) B2 Sub District	Premiers Premiers Premiers	DM Khan CF Kempnich MB Irwin
2002-03	Fourth (2) B1 Sub District	Runner-up Runner-up	MJ Tucker MB Irwin
2003-04	Second Third Fourth (1) Fifth (1) B1 Sub District	Premiers Premiers Premiers Premiers Premiers (Undefeated)	RAJ Anderson DM Khan CF Kempnich MG McFadden MB Irwin
2004-05	Fourth (1)	Premiers	ML Dudgeon
2005-06	Third Fourth (1)	Premiers Premiers (Undefeated)	GC Brown MJ Tucker
2006-07	Fourth (2)	Premiers	ML Dudgeon
2007-08	Third (1)	Premiers	GC Brown
2008-09	Sixth (1)	Runner-up	CS Baldwin
2009-10	Fifth	Premiers	JD O'Connor
2010-11	Fourth Sixth (2)	Runner-up Runner-up	MT Jones CF Kempnich
2011-12	Sixth (1)	Runner-up	BJ Stinson, ML Dudgeon & CS Baldwin
2012-13	Sixth (1) C1 Sub District C3 Sub District	Premiers Premiers Premiers	RJ Thompson DL Phillips MB Irwin
2013-14	First Sixth(1) C2 Sub District	Premiers Premiers Premiers	AJ Gode CF Kempnich MB Irwin
2014-15	Fourth Fifth Sixth (2)	Premiers Premiers Premiers	MT Jones JR Whyte J Malone

PJ FRAWLEY MEMORIAL SHIELD

Highest Batting Partnership Recorded Each Season by Valley Players in Q.C.A. Fixture Matches from 1949-50 to 1960-61

Season	Players	Grade	Wicket	Runs
1949-50	DJ Greaves & E Cairns	Intermediate	Fifth	140
1950-51	R Jones & RR Shackleton	Intermediate	Third	124
1951-52	RP Easton & A McGill	Intermediate	Third	129
1952-53	JT Harten & RD Haupt	A	Second	135
1953-54	GB Nilsson & JK Bell	Intermediate	First	173
1954-55	JT Harten & DF Simpson	A	Third	128
1955-56	JG Collings & DR Grimwade	Reserve	Sixth	126
1956-57	JT Harten & CR Hossack	A	Fifth	135
1957-58	RD Haupt & BG Gibbs	Reserve	Third	196
1958-59	R Brown & A Schmidt	Schoolboy	Fourth	180*
1959-60	NJ King & L Hauritz	Intermediate	Second	111
1960-61	JT Harten & GM Egan	A	Third	188

CR THORNE MEMORIAL SHIELD

Highest Batting Partnership Recorded Each Season by Valley Players in Q.C.A. Fixture Matches from 1961-62

Season	Players	Grade	Wicket	Runs
1961-62	WJ Grienke & DR Waddell	Reserve	Seventh	153
1962-63	WE Nolan & DG Kirkman	B	Fifth	127
1963-64	D Sinnamon & R Logan	C	First	256
1964-65	KL Biggs & LN Hegvold	Reserve	Third	212
1965-66	D Crane & TM Gannon	Reserve	Third	174
1966-67	JT Harten & ND Campbell	Reserve	Sixth	129
1967-68	JL Harten & KM Gunn	B	Second	123
1968-69	BR Leggat & SR Muspratt	B	Fourth	172
1969-70	RP Easton & D Magee	Reserve	Fourth	325
1970-71	WG Chapman & M Griffen	Reserve	Third	148
	CS Lane & D Magee	Reserve	Third	148
1971-72	R Hall & LT Bell	B	Fourth	198
1972-73	J Meldrum & MA Wise	C	Fifth	177
1973-74	CS Lane & T Sims	Reserve	Second	145
	CR Leggat & T Drummond	B	Eighth	145
1974-75	BC Marrinan & GD Harvey	Intermediate	Second	176
1975-76	G Waters & DS Skirving	B	Fourth	159
1976-77	KE Dudgeon & GJ Madders	A	Fourth	137
1977-78	WG Chapman & N McAuliffe	B	Third	266
1978-79	GM Egan & MA Wise	Second	Fourth	228
1979-80	DS Skirving & LA Dawes	Fifth (1)	Fourth	207
1980-81	C New & D Lee	Fifth (2)	First	164
1981-82	KC Wessels & GJ Madders	First	First	177
1982-83	AN Brown & TM Khan	First	Second	219
1983-84	D Toye & S Meredith	Third (1)	First	232
1984-85	AB Henschell & JF Welsh	First	Second	212
1985-86	AB Henschell & KC Wessels	First	Fourth	174
1986-87	M Gordon & LA Dawes	Fourth	Third	201
1987-88	PL Graham & BN Quinn	Second (1)	Fourth	216
1988-89	WG Chapman & W Leader	Fourth	Third	196
1989-90	GW Mitchell & T Knox	Under 18	Third	241
1990-91	SG Law & ML Hayden	First	Second	271
1991-92	ML Hayden & AJ Brown	First	Second	272
1992-93	ML Hayden & AB Henschell	First	Third	249
1993-94	TG Irvine & SP Myers	Under 16	Second	221
1994-95	ML Hayden & LA Carseldine	First	Fourth	314
1995-96	WJ Bramley & RL McKenna	Fourth	Third	209
1996-97	ML Hayden & LA Carseldine	First	Second	233
1997-98	AR Forbes & WJ Bramley	Third (1)	Third	198
1998-99	TE Brown & MM Br&on	Women's 1st	First	286
1999-00	TJ Tummon & JB Neill	Fifth (1)	First	222
2000-01	JB Neill & AK Dudgeon	Third	Third	213
2001-02	OS Gilchrist & GO Jones	Third	Fourth	247
2002-03	OS Gilchrist & BM Shinnick	First	Fifth	279
2003-04	AJ Brown & TC Scott	Second	First	169
2004-05	AJ Brown & RF Shaw	Third (2)	Second	216
2005-06	NJ Kruger & MC Bragg	First	Fourth	216
2006-07	AK Dudgeon & JG Dellit	Second	Third	198
2007-08	NJ Kruger & LA Carseldine	First	Second	239
2008-09	BA Morgan & L Pfeffer	Under 19	First	203*
2009-10	MA Macionis & JP Alexander	Sub Dist C5	Third	180
2010-11	JD Wildermuth & TF Whip	Under 18 L/T	Sixth	266
2011-12	JK Bowe & JE Boyd	Sub Dist C2	Fifth	219*
2012-13	AJ Gode & JT Spargo	First	Third	232
2013-14	NM & JM Francis	Fifth	Fifth	226
2014-15	MJE Wing & JS Neill	Second	Second	207

OUTSTANDING BATTING ACHIEVEMENTS

CENTURY IN EACH INNINGS OF A MATCH

	Player	Scores	Season	Grade	Opposition
1	AJ Brown	119 / 132	1991-92	First (day 2) / Second (day 1)	Sandgate-Redcliffe
2	JD Connolly	121 & 105	1969-70	Third	Balmoral/Wynnum

1,000 RUNS OR MORE IN A SEASON

	Player	Season	Total Runs	Grade	Runs
1	ML Hayden	1989-90	1 418	First	187
				First (One Day)	409
				Second	387
				Under 19	435
2	TG Irvine	1993-94	1 250	Third	196
				Under 16	1 054
3	AB Henschell	1992-93	1 002	First	705
				First (One Day)	297

SCORES OF 150 AND OVER

(excluding First Grade which are listed in the FIRST GRADE CENTURY SCORERS list)

	Player	Grade	Score	Season	Opposition
1	Skirving DS	5th	233*	1979/80	South Brisbane
2	Jennings GD	5th	228*	1997/98	East-Redlands
3	Perkins S	3rd	211	1982/83	University of Queensland
4	Irvine TG	Taverners	210	1993/94	South Brisbane
5	Chapman WG	3rd	207*	1977/78	Sandgate-Redcliffe
	Heilbronn RD	5th	207*	1982/83	Toombul
7	Harten JT	2nd	204*	1965/66	Eastern Suburbs
	Robinson JE	6th	204*	2007/08	Toombul
	Du Payne MP	2nd	204	1991/92	Western Suburbs
10	Graham PL	2nd	200*	1987/88	Valley
11	Mossop MH	4th	199	1936/37	Eastern Suburbs
12	Thompson AWC	Sub-Districts	197	2010/11	Wellington Point
13	Dudgeon AK	5th	196	1990/91	University of Queensland
14	Easton RP	2nd	195	1969/70	Sandgate-Redcliffe
15	Francis NM	5th	195	2013/14	Redlands
16	Hunter SA	5th	189*	1995/96	University of Queensland
17	McKenna RL	4th	186	1995/96	Western Suburbs
18	Matthews CM	4th	184	2001/02	East-Redlands
19	Bowe JK	Sub-Districts	182*	2011/12	Taringa
20	Timmins JD	2nd	182	1994/95	Western Suburbs
	Dudgeon AK	2nd	182	2006/07	University of Queensland
22	Shaw RF	3rd	180	2004/05	South Brisbane
23	Dodson TL	3rd	179*	1997/98	Northern Suburbs
	Ross TG	2nd	179	1904/05	Woolloongabba
	Acton GB	4th	179	1989/90	Western Suburbs
26	Irwin BJ	5th	178	1990/91	Sandgate-Redcliffe
27	Power GN	3rd	176*	1980/81	University of Queensland
	Welsh JF	5th	176	1988/89	Northern Suburbs
	Gilchrist OS	2nd	176	2005/06	Western Suburbs
30	Smith JK	2nd	175*	1937/38	Western Suburbs
31	Anderson T	Sub-Districts	174*	1992/93	Nundah United
	Hauritz L	Sub-Districts	174	1934/35	
	McMillan DS	5th	174	2010/11	Sandgate-Redcliffe
34	Haskings HJ	3rd	173	1938/39	Western Suburbs
	Ephraims CM	3rd	173	1989/90	Western Suburbs
	Irvine TG	Taverners	173	1992/93	Eastern Suburbs
37	Somerville SA	Taverners	172	2006/07	Toombul
38	Acton GB	2nd	169*	1992/93	University of Queensland
	Lee D	5th	169	1980/81	Eastern Suburbs
	Heilbronn RD	Under 18	169	1983/84	South Brisbane
	Hicks T	5th	169	1987/88	Eastern Suburbs
	Neill JB	2nd	169	2002/03	Sunshine Coast
43	Dudgeon ML	6th	168	2011/12	Toombul
44	Walthall EC	2nd	167*	1928/29	Toombul-Sandgate
	Kruger NJ	4th	167	2012/13	Northern Suburbs
46	Morgan BA	2nd	166	2011/12	Toombul

47	Farmer N	Sub-Districts	166	2013/14	Redlands
48	Brown GC	3rd	164	1983/84	Sandgate-Redcliffe
	Acton GB	4th	164	1998/99	Sandgate-Redcliffe
50	Williams K	Sub-Districts	163*	1989/90	Brisbane Hospitals
51	Hancock SD	2nd	161	1988/89	Sandgate-Redcliffe
	Kimball TA	6th	161	1996/97	Wynnum-Manly
	Shaw RF	3rd	161	2004/05	Wynnum-Manly
54	Toye D	4th	160*	1982/83	Northern Suburbs
55	Whittlesea R	Sub-Districts	159*	1990/91	Everton Districts
56	Holmberg MKW	4th	158	1991/92	Western Suburbs
57	Power GJ	Under 18	157	1973/74	Sandgate-Redcliffe
	Davis PA	2nd	157	1990/91	Gold Coast
	Oswald R	6th	157	1992/93	Toombul
	Myers SP	Taverners	157	1993/94	South Brisbane
61	Irving PJ	2nd	156	1991/92	Wynnum-Manly
	Kimball TA	5th	156	2000/01	Sandgate-Redcliffe
	Brandon MM	Women's First Grade	156	2000/01	South-East Zone
	Jennings GD	4th	156	2006/07	Sandgate-Redcliffe
65	Donker BR	5th	155*	2013/14	Northern Suburbs
	Irvine TG	Taverners	155	1993/94	Sunshine Coast
	McFadden MG	5th	155	2002/03	Sandgate-Redcliffe
68	Whybird PD	4th	154	1990/91	South Brisbane
	Nicol MJ	4th	154	2005/06	South Brisbane
	Jennings GD	5th	154	2009/10	Sandgate-Redcliffe
71	Foley GI	Under 19	153*	1986/87	University of Queensland
	Brown GC	Under 19	153	1984/85	Toombul
	Law SG	Under 19	153	1986/87	University of Queensland
	Holmes LA	4th	153	2002/03	South Brisbane
	Watkinson AJ	6th	153	2009/10	Sandgate-Redcliffe
76	Dodson TL	3rd	152*	1994/95	University of Queensland
77	Jennings BR	3rd	151*	1983/84	Western Suburbs
	Griggs BA	Sub-Districts	151*	1999/00	Stafford
	Haupt RD	2nd	151	1957/58	Toombul-Sandgate
	Hamburger WR	Sub-Districts	151	2001/02	Bayside Muddies
	Irvine TG	2nd	151	2007/08	University of Queensland
	Bell GW	6th	151	2012/13	Wynnum-Manly
83	Wood MD	4th	150*	1985/86	Wynnum-Manly
	Lockhart-Krause AA	3rd	150*	2004/05	Western Suburbs
	Sherman PD	4th	150	1995/96	Sandgate-Redcliffe
	Harvey ML	Sub-Districts	150	2001/02	Ashgrove

OUTSTANDING BOWLING ACHIEVEMENTS

1937-38	Third Grade dismissed Toombul/Sandgate for 9 (A Landry 4/5, B Thomas 3/4)
1972-73	Schoolboy Grade dismissed Sandgate-Redcliffe for 7 (GN Power 7/1, J Herbert 3/6)

100 WICKETS IN A SEASON

	Player	Wickets	Season	Grade
1	G Crispe	100	1964-65	Fourth

10 WICKETS IN AN INNINGS

	Player	Figures	Season	Grade	Opposition
1	JH Dawes	10/18	1988-89	First	Beenleigh/Logan
2	VR Gray	10/63	1933-34	Second	University
3	NJO McDermott	10/70	1924-25	Fourth	West's

9 WICKETS IN AN INNINGS

	Player	Figures	Season	Grade	Opposition
1	AL Duncan	9/6	1958-59	Third	Toombul/Sandgate 1
2	SW Ayres	9/14	1914-15	First	Goodna
3	AL Duncan	9/23	1958-59	Second	West's
4	J Voll	9/24	1999-00	B2 Sub Districts	Bayside Muddies
5	WE Nolan	9/27	1957-58	Third	West's
6	JW McLaren	9/34	1907-08	First	South Brisbane
7	W Armstrong	9/74	1933-34	Second	Norths

8 WICKETS IN AN INNINGS

	Player	Figures	Season	Grade	Opposition
1	GF Martin	8/3	1995-96	Fourth	Souths
2	GN Fitzpatrick	8/7	1972-73	Fourth	Sandgate-Redcliffe
3	RAJ Anderson	8/9	1988-89	Under 18	Easts
	A Green	8/9	1961-62	Schoolboy	Wests
5	ND Campbell	8/10	1949-50	Third	Valley (1)
6	N Power	8/12	1970-71	Third	Balmoral-Wynnum
7	M Retchless	8/13	1957-58	Under 18	Toombul
	G Taggart	8/13	1973-74	Under 18	Balmoral-Wynnum
9	AL Duncan	8/14	1955-56	Fourth	Easts-Balmoral
	DK Hickey	8/14	1993-94	Sixth	Norths
11	T Byrne	8/16	1901-02	First	Woolloongabba
	JR Taylor	8/16	1961-62	Second	Toombul
13	RR Shackleton	8/17	1962-63	Fourth	Balmoral-Wynnum
	GB Manthorpe	8/17	1966-67	Under 18	Balmoral-Wynnum
15	D Huckstadt	8/18	1985-86	Women's B	N/R
16	WF Kenny	8/21	1902-03	First	Woolloongabba
	A Hurwood	8/21	1928/29	1st	Wests
18	JW McLaren	8/22	1913-14	First	University
	GE Baldwin	8/22	1974-75	Third	Easts
	JE Bourke	8/22	1971-72	Under 19	Souths
	A Simcox	8/22	1980-81	Fifth (1)	Wests
22	M Moschella	8/25	1982-83	Fifth	Wests
23	MJ Tucker	8/26	2002-03	Fourth (2)	Sandgate-Redcliffe
24	MJ Tucker	8/27	2002-03	Fourth (2)	University
25	FA Vidler	8/30	1958-59	First	Souths
	NT McMahon	8/30	1959-60	Second	Easts
27	DW Langdon	8/31	1965-66	Third	Toombul
28	G Blazak	8/32	1978-79	Fourth	University 1
29	CJ Lanagan	8/33	2001-02	First	Toombul
	JE Punched	8/33	1958-59	Fourth	Colts
	WJH Mahoney	8/33	1963-64	First	Sandgate-Redcliffe
	R Lavery	8/33	1963-64	Schoolboy	Balmoral-Wynnum
33	DR Turner	8/34	2006-07	First	Toombul
	A Skillbeck	8/34	1965-66	Fourth	Sandgate-Redcliffe
35	SW Ayres	8/35	1912/13	First	Toombul
	DR Turner	8/35	1997-98	First	Easts-Redlands
	ST Janes	8/35	1978-79	Third	Wynnum-Manly
	B J Boyd	8/35	2004-05	Fourth (1)	Souths
39	LN Quelch	8/36	1960-61	Second	Toombul
40	LA Carseldine	8/37	2001-02	First	Wests
41	TE Brown	8/39	2001-02	Women's	Wynnum-Manly
42	H Budge	8/40	1949-50	Third	Easts
	MP DuPayne	8/40	1987-88	Under 17	Wests
	CD Raimondi	8/40	2001-02	Under 16	Toombul
	C Bruce	8/40	2001-02	C1 Sub Dist	Springwood
46	RL Wallace	8/41	1975-76	First	Wynnum-Manly
	CA Trindall	8/41	2004-05	Third (2)	University
48	PC Carew	8/42	1989-90	First	Easts
	G Blazak	8/42	1969-70	Third	Toombul
50	BRD O'Connor	8/43	1933/34	First	Colts
	MB Irwin	8/43	1981-82	Fourth	Toombul
52	AC Petrie	8/44	1963-64	Third	Toombul
	AC Petrie	8/44	1956-57	Fourth	Norths
	AR Horgan	8/44	2013-14	C2 Sub Dist	Springwood
55	AC Petrie	8/45	1956-57	Fourth	Norths
56	TW Marr	8/47	1953-54	Under 18	Toombul
57	CJ Cooke	8/48	1971-72	First	Norths
	PT McPhee	8/48	1985-86	First	Easts
	RD Haupt	8/48	1963-64	Second	Sandgate-Redcliffe
	G Taggart	8/48	1977-78	B2 Whouse	St Patricks
61	T Byrne	8/49	1902/03	First	North Brisbane
	DG Kilgour	8/49	2000-01	Fifth (1)	Norths
63	PD Kent	8/50	1992-93	Sixth	Toombul
64	ST Janes	8/51	1992-93	Sixth	Wynnum-Manly
65	CJ Lanagan	8/52	1997-98	Second	Beenleigh Logan
66	SW Ayres	8/53	1914-15	First	Nundah
	AC Growder	8/53	1931-32	Second	N/R
68	JW McLaren	8/54	1909/10	First (1)	Oxley
	MJ Ogilvie	8/54	1998-99	Third	Sandgate-Redcliffe
	AT Thorpe	8/54	1945-46	Fourth	Norths
71	LJ Power	8/57	1947-48	Second	Toombul
72	J Johnston	8/60	1931-32	Second	N/R
	SC Barlow	8/60	1999-00	Fourth (2)	Norths
74	AJ Gode	8/61	2013-14	First	Sandgate-Redcliffe
75	FA Vidler	8/62	1954-55	First	Toombul
	AH New	8/62	1952-53	Fourth	Souths
77	SE Jones	8/65	2002-03	Fourth(1)	Wynnum-Manly
78	MF Francke	8/66	1970-71	First	Colts
79	DJ Mackie	8/69	2006-07	A3 Sub Dist	Indooroopilly
80	T Byrne	8/72	1902/03	First	Woolloongabba
	KR Rogers	8/72	1992-93	Fifth	Wynnum-Manly
82	GH Niblett	8/73	1950-51	First	Wests
83	G Byrnes	8/78	1961-62	Fourth	Easts 1
84	CF Kempnich	8/83	1991-92	Fourth	Sandgate-Redcliffe
85	SD Powell	8/85	2010-11	Second	Wests
86	TJ Hall	8/101	2012-13	Second	Sandgate-Redcliffe
87	PJ Crannitch	8/ N/R	1939-40	Fourth	N/R

TWO HAT TRICKS IN ONE INNINGS

	Player	Figures	Season	Grade	Opposition
1	M Retchless	8/13	1957-58	Under 18	Toombul

DOUBLE HAT TRICKS (4 Wickets in 4 Balls)

	Player	Season	Grade	Opposition
1	C Hoy	1951-52	Second	Toombul/Sandgate

HAT TRICKS

	Player	Season	Grade	Opposition
1	V Macdonald	1899-00	First	Nundah
2	T Byrne	1902-03	First	Toombul-Nundah
3	AV Vallely	1905-06	First	Oxley
4	JW McLaren	1906-07	First	Oxley
5	SW Ayres	1911-12	First	Toombul
6	A Hurwood	1922-23	First	N/R
7	J Stafford	1926-27	First	QCA Colts
8	A Hurwood	1930-31	First	Toombul
9	M O'Connell	1934-35	Third	Norths
10	D Johnston	1935-36	Second	Norths
11	SJ Ferguson	1937-38	Second	Toombul-Sandgate
12	WE Nolan	1938-39	Fourth	Toombul
13	EI Maguire	1939-40	Third	N/R
14	N Simpson	1946-47	Second	University
15	ND Campbell	1949-50	Third	Valley (1)
16	JD Spain	1949-50	Third	Easts-Balmoral
17	M O'Shea	1953-54	Fourth	N/R
18	BS Warlow	1955-56	Under 18	N/R
19	BS Warlow	1955-56	Under 18	N/R
20	AL Duncan	1955-56	Fourth	N/R
21	AJ T Bailey	1956-57	First	Wests
22	RL Barber	1957-58	Schoolboy	N/R
23	AL Duncan	1959-60	Second	N/R
24	JT Oliphant	1959-60	Schoolboy	N/R
25	BR Freeman	1963-64	Second	Souths
26	L Groves	1964-65	Under 18	Balmoral-Wynnum
27	A Gibson	1966-67	Under 18	Sandgate-Redcliffe
28	C Thorley	1966-67	Under 18	Easts
29	B Sharp	1966-67	Third	Balmoral-Wynnum
30	K Flanders	1967-68	Fourth	N/R
31	PH McMurdo	1969-70	Under 18	N/R
32	C Thorley	1970-71	Schoolboy	Easts
33	CR Leggat	1971-72	Fourths	Norths
34	DR O'Rourke	1976-77	Under 18	Wynnum-Manly
35	ST Janes	1978-79	Fourth	Easts 2
36	A Simcox	1980-81	Fourth	Toombul
37	A Simcox	1980-81	Fifth	Wests
38	RAJ Anderson	1992-93	Second	Gold Coast
39	MJ Ogilvie	1992-93	Sixth	Wynnum-Manly
40	CF Kempnich	1995-96	Sixth	Toombul
41	JW Watts	1996-97	Third (1)	Norths
42	MK Smith	1997-98	Third (2)	Sandgate-Redcliffe
43	DK Hickey	1997-98	B1 (Sub Dist)	Toombul
44	KG Tuite	1997-98	C1 (Sub Dist)	Stafford
45	SC Barlow	1998-99	Fourth (2)	Valley (1)
46	R Gmeinder	1998-99	B2 (Sub Dist)	Bayside Muddies
47	AR Townsley	1998-99	C2 (Sub Dist)	Brookfield
48	G Hall	1998-99	Women's 1st	Redbank Plains
49	BJ Creevey	1999-00	Fourth (1)	Beenleigh-Logan
50	A Mason	1999-00	B2 (Sub Dist)	Taringa Rovers
51	R Appruzzese	1999-00	C3 (Sub Dist)	Brookfield
52	MI Mortimer	2000-01	Under 18	Souths
53	TE Brown	2001-02	Women's 1st	Sandgate-Redcliffe
54	TE Brown	2002-03	Women's 1st	Wests
55	NM Hutton	2002-03	Fourth (2)	Valley (1)
56	NJ Condon	2003-04	Fifth (2)	Souths (1)
57	ST Barnard	2005-06	Over 40's	University
58	DC Ham	2007-08	B1 (Sub Dist)	Alexandra Hills
59	AK Dudgeon	2008-09	T20 Second	University
60	KIR McKay	2012-13	C2 (Sub Dist)	Rochedale South
61	HT Pedrola	2012-13	T20 Legends	Souths
62	JP Alexander	2013-14	C2 (Sub Dist)	Brackenridge

THE FRANK & NOREEN VIDLER MEMORIAL TROPHY **FOR CONTRIBUTION TO JUNIOR CRICKET**

The Frank & Noreen Vidler Memorial Trophy is an important trophy awarded to a player, coach, administrator, committee member, mentor or volunteer who has done something significant in relation to junior or youth cricket during the season as Frank Vidler loved to encourage young players to enjoy the game and improve their skills. Frank was a very fine fast bowler. In 225 premierships matches from 1948 to 1968 he took 486 wickets. 123 of those matches were in First Grade where he captured 273 wickets. Frank and Noreen were wonderful people and great supporters of the club. Thanks to the financial support of the Vidler family this trophy will be presented every year as long as the club exists.

Season	Winner	Achievement
2010-11	Jack Beath	Outstanding season as a player in junior and senior cricket
2011-12	Jai Lembryk	Outstanding season as a player in junior and senior cricket
2012-13	Gillian Bristow	Outstanding service as an administrator of junior cricket
2013-14	Steve Farley	Outstanding service as an administrator of junior cricket
2014-15	Emma Kirkland	Outstanding service as an administrator of junior cricket



Emma Kirkland (L) with Kaz Willis and The Frank & Noreen Vidler Memorial Trophy

JUNIORS SECTION 2014/2015

JUNIOR MANAGEMENT COMMITTEE & COACHING REPORT

Just when you think things cannot get better or bigger they do. That's the storyline for the Valley Juniors. We continue to grow and this is good for all. The experience of playing cricket will foster a lifelong association with the game; this can only be a healthy outcome for society as a whole.

This season we fielded 1031 juniors in 98 teams. The success of the Aussies at the World Cup, the recent Ashes series and upcoming UK tour have all added to the overall enthusiasm of kids wanting to play cricket. The added bonus is that Cricket Australia is now reaping some financial rewards from The Big Bash and other associated broadcast rights which are now flowing back to grass roots cricket.

There is a downside to all of this and for those following the ongoing struggle to get 2 under 10 teams to play at Ernie Toovey Oval then it becomes obvious; where can we play our sport? It is clear that Valley is a club of well over 1000 players and sharing with another sporting code of approximately the same size places a considerable burden on the playing facilities. Really it's a no brainer. There are no other QC clubs that do this. The suburban spaces are all but gone and outlying housing developments are constructed by developers that provide a half basketball court and an electric BBQ as their community "gift". Where are the nets and a space to play cricket? We are grappling for grounds. Do we have to consider the unthinkable and turn players away?

We currently have a cricket oval less than 2km's from Valleys, formerly called Jubilee Park now named Ernie Toovey Oval, where cricket has been played by seniors since at least 1954. We are now fighting for two teams of under tens to be allowed to play their short, Saturday mornings only season there. A vocal minority of "not in my street" standouts make claims such as "why don't you get them to play on Allan Border Field or play at Ipswich, there is plenty of room there". How do you build a case against such uninformed banter?

Thankfully, we have a team of fantastic volunteers in both the Executive and Junior Management Committee who are using their professional skills to go about this logically. They should be able to claim deductions for some blood pressure medication after all of this! This is just one facet that the majority do not know about, yet takes a huge amount of time, effort and diplomacy. This alone has involved countless meetings both internal and with Council, petition organisations, media liaison and lengthy correspondence. The energy that goes into securing field agreements with schools and Council is another massive enterprise. The continuing issues of field maintenance, liaising with Council, Council contractors, coaches, managers and parents is itself almost a fulltime job.

So that is a snippet of the behind scenes work that is going on. I must again thank the wonderful committee of volunteers we have. Their energy has no bounds and the level of camaraderie, support and friendship is beyond compare. So thanks to all you guys in making the ship run its course each year. Pheww.... now I can tell you about the product...kids playing cricket.

This season saw a real push towards a platform for girls to enter our junior cricket ranks. In the past we have had a few girls in

scattered teams, but it became obvious after we ran a few "intro to cricket for girls" nights and got 30 plus attendees, we knew there was great enthusiasm here. These skills nights were ably run by our new wave of young coaches who are immersed in the game at the club.

The fun skills sessions then allowed us, in conjunction with Queensland Cricket, to run a pre-Xmas T20 Blast season for 79 girls. 40 of these girls also joined us for a new Friday night competition after Christmas. Our women's cricket guru Wayne Smith has done a great job in fostering the concept of women's cricket at VDCC and the success of the Women's Second Grade senior side was a good reward for this effort. A number of junior girls made debuts in this side throughout the season and were well mentored throughout.

The annual coaches and managers nights kicked off the season with some basic tips on how to run team sessions and survive the year. A well-received new initiative was the "Coaching for Mums" night, which saw 20 Valley mums turn up for basic coaching tips they could use with their sons and daughters. I also ran coaching special events for coaches, dads and interested parties for bowling, batting, fielding and wicket keeping through the season. There were also development and coaching nights for those preparing for BNJCA trials.

My role means that I get to rove and be involved across many age groups and I often respond to enquiries to help teams or for ideas on coaching certain players. This is something I am always happy to assist with. I have already released a short video coaching tip on the Valley Juniors Facebook page and hope for this to be expanded into a YouTube channel and an open forum where coaches and players can ask coaching and technical questions.

Congratulations to all those (listed in the report) who were chosen for representative level cricket across many catchments. Well done. To all cricketers who took to the field this season, keep enjoying yourself and if you don't have a good day personally, celebrate a team-mate's success. For young cricketers, worrying about failure can be tough at times. Hang in there, even the great batters only expect to get a score one in three bats, so if you have good day out try to stay in the moment and keep that memory fresh, as it will help you when the runs or wickets are not there.

Lastly thanks to the mums, dads and sundry supporters who get up early, miss out on coffee, drive to the game, score, umpire, provide drinks, laundry, pack kits, pick up rubbish, be a photographer, a social worker and do this each Saturday morning. Without you there would never be a test team.

See you next season,

Clinton "George" Kempnich
Chairman Junior Management Committee
Director of Junior Coaching
KEEPING YOUTH BUSY IN SPORT

JUNIOR TEAM COACHES & MANAGERS FOR 98 TEAMS

Age Group	Team	Coach	Manager
Under 17 Open Div. (3 teams)	Blue	Jon Stoddart	Peter Jolly
	Maroon	John Bruce	Steven Campbell
	White	David Straker	Kylie Parker
Under 15 (4 teams)	Blue	Chris Zipf	Steve Perkins
	Green	Zoy Conoplia	Sue Micallef
	Red-Maroon	Craig Chapman	Alison Harness
	White	Narinder Sanger	Kylie Saint Brook
Under 14 (5 teams)	Blue	Michael Connolly	Michael Gray
	Green	Wayne McDougall	John Nielsen
	Orange	Anthony Scott	Tracey Young
	Purple	Duncan Murdoch	Randall Hine
	Yellow	James Durkin	Mike McGill
Under 13 (8 teams)	Black	Alex Pollock	Jonathon Walker
	Blue	Steve Barnard	James Hutchinson
	Green	Brett Halliday	Jeremy Barker
	Orange	Jason Magee	Vaughan Jameson
	Purple	Matt Ganter	Mark Petrie
	Red (post Xmas)	Alex Pollock	Jonathon Walker
	White	Paul Davis	Grant Sundin
	Yellow	Stu Berndt	Niki Lavis
Under 12 (6 teams)	Blue	Andrew Warhurst	Peter Toy
	Green	Mark McCabe	Liz Mellick
	Orange	Mark Pearce	Jenny Forbes
	Purple	Alan Welburn	Leona Welburn
	Red	John Nielsen	Mark Weibgen
	Yellow	Steve Hull	Anthony Lyons
Under 11 (12 teams)	Black	Chris Mills	Steve Chapman
	Blue	Rob Ferrier	Alan Brassil
	Brown	Peter Kelly & Kevin Sims	Lucy Snelling
	Green	Guy West & John Muir	Michelle Muir
	Grey	Eugene Newman & Karl Innes	Scott Curr
	Navy	Tim Comino	Callan Cassidy
	Orange	Ross Parkin & James Wilkinson	Dominic White
	Purple	Simon Tolhurst	John Mobbs
	Red	Luke Treston	Rob Nixon
	Silver	Michael Foxlee & Matt Killen	Deanne Killen
	White	Stephen Barwell	James Clark
	Yellow	Matthew Watt	Fiona & John Liddy
Under 10 (18 teams)	Brumbies	Matt Henry	Emma Kirkland
	Bunyips	Mark Kitson	Steve Foxover
	Crocodiles	Colin Clark	Kate Watson & Tony Mann
	Crows	John Miller	Niki Lavis
	Dingoes	Shannon O'Connell	Shannon O'Connell
	Eagles	Keith Crighton	Darren Salter
	Falcons	Greg Cusack	Michael Parry
	Foxes	Alistair Sharman	Bethany Sharman
	Geckos	Mick Roodhouse	Steve Rogers
	Goannas	Harry White	Gareth Horton
	Kangaroos	Ross Hardcastle	Steve Marton
	Koalas	Kate Zahner	Sven Lotzvie & Michael O'Neill
	Kookaburras	Matthew DuPayne	Louise Copeman-Hill
	Magpies	Charlie Gavin	Chris Cahill
	Quokkas	Scott Boyle	Bruce Dewar
	Redbacks	Rod Huntley	Tim Ferguson
Seals	Tony Dudgeon	Brendan Cook	
Wallabies	Scott Petersen & Mark Andrews	Liz Mellick	

JUNIOR TEAM COACHES AND MANAGERS continued

Age Group	Team	Coach	Manager
Under 9 (20 teams)	Bandicoots	Tim Eddy & Peter Toy	Kay Toy
	Bats	Phil Tinetti	Darren Jones
	Bilbies	Dan Cleary	Chantelle Cleary
	Bunyips	Scott Allan	Matthew Wilkinson
	Crocodiles	Dale Pope	Julie Steedman
	Crows	Carl Hallion	Pauline Roche
	Dingoes	Sotirios Karamihis	Colleen Gullo
	Dolphins	Paul Coco	Mark Frost
	Foxes	John de Stefani & Trevor Walsh	Denis Hyne & Justin Sheahan
	Geckos	Marcus Knapp	Peter Lewis
	Goannas	Matt Landsberg	Tracey Young
	Lions	Brett Schultz	Ray Schnitzerling
	Orcas	Michael Groom	John Yeomans
	Ostriches	Jim Gordon	Kathleen Wex
	Owls	Nathan Sharland	Belinda Power
	Seals	Scott McGeever	Ivor Ephraims
	Sharks	Craig Willis & Gerard Donovan	Jo Waite
	Sugargliders	Shannon Clay	Peter Morison
	Wombats	Martyn Hancock	Matthew Watt
Zebras	Brendan Johnson & Murray Smith	Kelly Douglas & Miriam McNee	
Under 8 (22 teams)	Brolgas	Gordon Simpson	Nicole Woodward
	Brumbies	John Bacalakis & Brian Polich	Darren Jones
	Cassowaries	Tony Martin	Sue Streit & Katie Martin
	Eagles	Peter Barr & Tony Lewis	Christie Lewis
	Falcons	Jason Kynaston	Allie Blake
	Galahs	Jo Anderson	Kellie Gough
	Kangaroos	Dominic Condon	Samantha McNee
	Kingfishers	Shane Scarinci & Alan Moramoro	Greig de Zubicarey
	Koalas	Ross McCormack	Richard Braithwaite
	Lizards	Brett Gillett	Luke Pittman
	Lorikeets	Nick Winwood	Lorin Booth
	Lyrebirds	Scott Ullman	Carlos Cienfuegos
	Magpies	Simon Andrews	Libby Gallagher
	Pelicans	Brendan Norton	Rachell Moore
	Penguins	Damon Entage & Brad Scholes	Jacqui Greaves
	Platypuses	Matthew McPhee	Rohan Scott
	Possums	Richard Waring	Yvonne Toonen
	Rosellas	Michael O'Keeffe	Rebecca Ambrose
	Stingrays	Danny Malone	Mark Smeaton
	Tasmanian Devils	Pierre Geldenhuys	Richelle Frechtling
Wallabies	Colin Clarke	John Duncan	
Water Dragons	Scott Craig	Jamie Smith	

BRISBANE NORTH JUNIOR CRICKET ASSOCIATION TEAM POINTS TABLES

The points below are taken from the BNJCA website. They are based on results and statistics entered into the MyCricket system by club and team volunteers.

OPEN DIVISION FORREST Pre Christmas

Sandgate-Redcliffe Kent	56.94
Valley Maroon	37.51
Albany Creek Sea Hawks	30.92
St Paul's School	17.78
Redcliffe City Junior	15.74
Everton Comets	6.00
Valley Red	0.00

OPEN DIVISION CLARKE Post Christmas

Sandgate-Redcliffe Kent	48.15
Albany Creek Hawks	29.72
Pine Rivers Pumas	27.52
Albany Creek Sea Hawks	26.20

OPEN DIVISION LYNN Pre Christmas

St Patrick's Green	36.77
Toombul Red	36.67
Valley White	35.32
Wilston-Norths Gold	32.53
Albany Creek Hawks	32.43
Wilston-Norths Green	30.52
Pine Rivers	25.64
Valley Blue	12.72

UNDER 15 HOPES Pre Christmas

Wilston-Norths Gold	51.25
Valley Green	47.05
Wilston-Norths Green	42.95
St Patrick's Green	39.89
Albany Creek Sea Hawks	31.21
Recliffe City White	30.59
Valley White	9.06
Toombul White	8.03

UNDER 15 CUTTING Post Christmas

Albany Creek Eagle Hawks	49.54
Recliffe City Junior Blue	46.22
Recliffe City Junior White	40.46
Wilston-Norths	25.67
Albany Creek Eagle Sea Hawks	20.92
Burpengary Brumbies	20.35
Ferny Districts Green	19.91
Bald Hills/Lawnton Lions	16.24

UNDER 15 REARDON Pre Christmas

Valley Red-Maroon	50.82
Valley Blue	49.83
Ferny Districts Green	39.98
Recliffe City Blue	36.32
Albany Creek Eagle Hawks	32.24
Burpengary	22.03
St Patrick's Gold	16.77
Bald Hills/Lawnton Lions	13.43

UNDER 14 BRACKEN Pre Christmas

Wilston-Norths Gold	45.38
Wilston-Norths Green	37.21
Valley Green	36.60
Valley Blue	28.48
St Paul's School	24.49
Toombul Black	17.44

UNDER 14 LEHMANN Post Christmas

Sangate-Redcliffe Barsby	55.37
Ferny Districts Green	37.42
Albany Creek Falcon Hawks	28.39
Redcliffe City Junior White	22.27
Marist Ashgrove Gold	0.00
Marist Ashgrove Blue	0.00

BRISBANE NORTH JUNIOR CRICKET ASSOCIATION TEAM POINTS TABLES continued

UNDER 14 JOHNSON Pre Christmas

Valley Yellow	54.15
Albany Creek Falcon Hawks	43.23
Toombul Blue	36.18
St Patrick's Green	36.13
Redcliffe City	26.34
St Patrick's Gold	3.51

UNDER 14 HARRIS Pre Christmas

Sandgate-Redcliffe Barsby	50.61
Wilston-Norths Blue	42.79
Ferny Green	36.00
Everton Comets	35.99
Valley Orange	22.82
Valley Purple	21.64
St Patrick's Blue	20.39
Toombul Gold	12.49

UNDER 13 BURNS Pre Christmas

Valley Green	56.61
Wilston-Norths Green	46.73
Valley Purple	36.22
Sandgate-Redcliffe Lihou	31.86
Albany Creek Eagle Hawks	20.32
Ferny Red	15.84

UNDER 13 FINCH Post Christmas

Wilston-Norths	48.19
Valley Red	33.58
Ferny Districts Green	27.76
Everton Comets	18.88
Ferny Districts Red	13.31
Albany Creek Hawks	11.23
Marist Ashgrove Gold	0.00
Marist Ashgrove Blue	0/00

UNDER 13 HENSHELL Pre Christmas

St Paul's School	46.56
St Patricks Green	40.19
Wilston-Norths Red	38.85
Valley White	37.51
Albany Creek Falcon Hawks	13.78
Pine Rivers	10.23

UNDER 13 MARSH Post Christmas

Sandgate-Redcliffe Lihou	48.88
Pine Rivers Pumas	43.39
The Lakes College	28.82
Burpengary Brumbies	18.16
Bald Hills/Lawnton Lions	9.13
Albany Creek Falcon Hawks	8.74

UNDER 13 LOVE Pre Christmas

Wilston-Norths Blue	47.02
Valley Yellow	46.49
Ferny Green	38.61
Toombul Blue	20.33
Albany Creek Hawks	16.32
Ambrose Treacy College Green	8.16
Ambrose Treacy College Blue	0.00

UNDER 13 MAHER Pre Christmas

Burpengary Brumbies	50.61
Bald Hills/Lawnton	42.77
The Lakes College	39.03
St Dympnas	24.25
Valley Black	21.03

UNDER 13 TOWNSEND Pre Christmas

Wilston-Norths Gold	37.28
Valley Orange	30.03
Ambrose Treacy College Blue	21.35
Toombul Green	16.97
Valley Blue	15.83
Everton Comets	12.50
Toombul Blue	9.86
Ambrose Treacy College Green	0.00

BRISBANE NORTH JUNIOR CRICKET ASSOCIATION PREMIERSHIP TEAM WINNERS

Pre Christmas	
Competition	Winning Team
U13 Burns	Valley Green
U13 Henschell	St Paul's School
U13 Love	Wilston-Norths Blue
U13 Maher	Burpengary Brumbies
U13 Townsend	Wilston-Norths Gold
U14 Bracken	Wilston-Norths Gold
U14 Harris	Sandgate-Redcliffe Barsby
U14 Johnson	Valley Yellow
U15 Hopes	Wilston-Norths Gold
U15 Reardon	Valley Red-Maroon
Open Div. Forrest	Sandgate-Redcliffe Forrest
Open Div. Lynn	St Patrick's Green

Post Christmas	
Competition	Winning Team
U13 Finch	Wilston-Norths
U13 Marsh	Sandgate Redcliffe Lihou
U14 Lehmann	Sandgate-Redcliffe Barsby
U15 Cutting	Albany Creek Eagle Hawks
Open Div. Clarke	Sandgate-Redcliffe Kent

U13 Ray Wonnacott Cup – for most points in the U13 Pre Christmas competition	Valley Green	56.61
U14 Glyn Netto Cup – for most points in the U14 Pre Christmas competition	Valley Yellow	54.15

VDCC JUNIORS HONOUR BOARD CRITERIA

Area	Criteria
Representative Players	<ul style="list-style-type: none"> • Australian Schoolboys • Queensland Schoolboys • Queensland School Sport Metro. Players • BNJCA Championship Team Players • BNJCA Development Team Players
Batting	<ul style="list-style-type: none"> • Top 10 Run Scorers • Centuries • Half Centuries
Bowling	<ul style="list-style-type: none"> • Top 10 Wicket-takers • 5 or more wickets in an innings
Fielding/Wicketkeeping	<ul style="list-style-type: none"> • Top 10 Fielding Dismissal-takers
Please refer to the following pages for current season honour board achievements & the current season team statistics that follow. For all time junior records, please refer to the records section at the very back of the book.	

REPRESENTATIVE PLAYERS

QUEENSLAND SCHOOL SPORT REPS. FOR QLD v NSW MATCH

QUEENSLAND SCHOOLBOYS 19 YEARS & UNDER	Josh Neill
--	------------

QUEENSLAND CRICKET REPS.

QUEENSLAND UNDER 19 BOYS	Jack Beath
QUEENSLAND UNDER 17 BOYS	Owen Lynch
QUEENSLAND UNDER 15 GIRLS	Neve Lynch, Charli Knott

QUEENSLAND SCHOOL SPORT REPS. TO THE STATE SCHOOL SPORT CHAMPIONSHIPS

AGE GROUPS	REGION	PLAYERS
19 YEARS & UNDER BOYS	Met. North 2015	Josh Neill (c), Harry Collier, Dylan McLachlan, Liam Petersen, Donal Whyte
	Met. East 2015	Owen Lynch (c)
14 YEARS & UNDER BOYS	Met. West 2014	Nick Stoddart
15 YEARS & UNDER GIRLS	President's 11 2014	Neve Lynch
15 YEARS & UNDER GIRLS	Capricornia 2014	Charli Knott



Josh Neill & Owen Lynch

REPRESENTATIVE PLAYERS continued

BRISBANE NORTH JCA CHAMPIONSHIP TEAM PLAYERS Valley Reps. for the Queensland Junior Cricket Association State Championships

AGE GROUPS	PLAYERS	RESULTS, VENUES & OFFICIALS
UNDER 16	Adam Ball Patrick Chorley Jared Godkin Jacob Horswill Ashwin Raj	<u>Third / Northgate, Brisbane</u> Coach: Tony Bray Manager: Michael Agnew Scorer: Caroline Chorley
UNDER 15	Nick Houlahan Blake Micallef Ben Shannon Nick Stoddart Nick Whip	<u>Third / Townsville</u> Coach: Col Wade Manager: Cameron Wilson Scorer: Jon Stoddart
UNDER 14	Tom Pappalardo	<u>Champions / Mackay</u> Coach: Dale Sherwood Manager: Tony Bath Scorer: Jason Scott
UNDER 13	Nick McGill Nick McPhee	<u>Champions / Cairns</u> Coach: Ian Reeves Manager: Mike McPhee Scorer: Blair Sanders
UNDER 12	Ned Paddison Danny Young	<u>Champions / Toowoomba</u> Coach: Steve Casey Manager: Craig Brough Scorer: Ray Brandt

BRISBANE NORTH JCA DEVELOPMENT TEAM PLAYERS Valley Reps. for the Queensland Junior Cricket Association Development Carnivals

AGE GROUP	PLAYERS	RESULTS, VENUES & OFFICIALS
UNDER 15 Impact Challenge	Ed Brockhurst Ben Fitzgerald Will Garske Callum Zipf	<u>Brisbane</u> Coach: Bryan Hadden Assistant Coach: Hamish Thompson Manager: Wayne Petzer Scorer: Chris Doyle
UNDER 14 (2 teams)	Maroon: Tom Connolly Liam Cook Will Gray Thomas Hastie Blue: Fyn Anderson Sam Malone	<u>Sunshine Coast</u> Maroon First / Blue Second Coaches: Greg Curtis / Scott Casey Managers: Grant Hastie / Jon Malone Scorers: Jacob Lawrence / Steve Lawrence
UNDER 13 (2 teams)	Ballina: Anthony Bristow Joshua Durkin Archer Halliday Jack O'Neill Hayden Whyte Ipswich: William Gullo Ben Lanigan Cameron Lavis Nicholas Miller Matthew Moore	<u>Ballina / Ipswich</u> Second / Third Coaches: Ian Reeves / Cameron Skinner Managers: Jim Whyte / Gordon Curley Assistant Coach: Tom Hadden / Scorer: John Moore
UNDER 12 Ian Healy Cup (2 teams)	Maroon: Mitchell Berndt Nathan Harding Blue: No VDCC players	<u>Brisbane</u> Maroon First / Blue Second Coach: Aaron Mills / Cameron Skinner Manager: Katrina Mills / Stuart Berndt Scorer: Vanessa Bradley / Andrew Pilgrim

REPRESENTATIVE PLAYER DEVELOPMENT COMPETITIONS

VDCC players participated in club representative teams that competed in **Brisbane North Junior Cricket Association** and **SEQCA** competitive development competitions. The **BNJCA U13 REEVESIE CUP** and **U14 ANSTEY LA FRANTZ SHIELD** teams, and the **SEQCA U16 SHANE WATSON CUP** team, were utilised by the club to give our improving players opportunities to play at higher levels than the club competitions, so that they could gauge their development and seek opportunities to be selected in BNJCA Representative and Development teams that compete in annual Queensland Junior Cricket Association State Championships and Development Tournaments.

These teams also provide opportunities for club coaches, managers and scorers to be involved, which can lead to them being appointed to various Brisbane North teams for the QJCA Championships. This is a wonderful experience for these people to be able to work with and mentor players during these weeks with their teams. Here is some further information provided by BNJCA officials about these competitive development competitions:

Regarding the **U13 REEVESIE CUP**, the BNJCA Co-Ordinator, John Powell, said as follows. It was used for the selection of under 13 representative teams.

The competition was well received by the players with many stepping up to the challenge and providing an excellent opportunity for the selectors to have a look at these players in real game situations. The balance of talent across 4 teams has proved to be quite good and based on this we will run the same format next season.

Regarding the **U14 ANSTEY LA FRANTZ SHIELD**, the BNJCA Co-Ordinator, John Powell, said as follows. The Anstey la Frantz Shield continues to be a successful competition providing Under 14 players with the opportunity to play competitive games in an environment that aims to replicate representative or senior grade cricket. This season we changed the process used to establishing the teams by removing the catchment system and grading the players at trial to spread the talent as evenly as possible across all teams. This method was adopted to help improve competitiveness and provide a better 'view' of the players for representative selection. The option to play out of age-group players was removed as the Reevesie Cup is now in operation for the under 13 age group and it was felt that adding under 15 players would diminish opportunities for under 14 players seeking to press their claims for representative selection.

UNDER 13 REEVESIE CUP COMPETITION				
Team	Team Name	Catchment Clubs	Coach	Points
1	Heat	Valleys, St Patricks, Ambrose Treacey College	Mike McPhee (VDCC)	23.75
2	Hurricanes	Valleys, Pine Rivers, Everton, Ferny, St Pauls, Albany Creek CC	Jim Whyte (VDCC)	21.85
3	Thunder	Pine Rivers, St Pats, Redcliffe, St Pauls, Wilston, TLC, Sandgate Redcliffe	Neil Tracey	13.31
4	Scorchers	Toombul, Wilston, St Patricks	Scott Prestwidge Chris White	7.84

UNDER 13 HEAT VDCC TEAM MEMBERS	
Coach	Mike McPhee
Managers	Gillian Bristow & Jo O'Neill
Captain	Nick McPhee
Players	Flynn Brien, Anthony Bristow, Archer Halliday, Ben Lanigan, Cameron Lavis, Nick McPhee, Nick Miller, Mathew Moore, Jack O'Neill, Liam Querido
Award Winners	Most Wickets: Anthony Bristow – 13 wkts. Bowling Average: Anthony Bristow – 4.8

UNDER 13 HURRICANES VDCC TEAM MEMBERS	
Coach	Jim Whyte
Manager	James Durkin
Captain	Hayden Whyte
Players	Josh Durkin, William Gullo, Tyler Jameson, Nick McGill, Hayden Whyte
Award Winners	Nick McGill: Batting Aggregate – 162 Nick McGill: Batting Average – 162

Report by VDCC Under 13 Heat Coach, Mike McPhee:

This year the Reevesie Cup was changed from an under 15 competition to an under 13 competition. The team structure within the competition was also changed as Brisbane North officials wanted to trial a new concept to strengthen the selection process. The idea where logistically possible, was to have the talent in each team as even and as balanced as possible based on

the boys' previous representative experience and recent game and club results. This meant that in some cases the individual teams were comprised of boys across different clubs within the BNJCA region.

One of the nice outcomes of this format is that many of the boys made new friendships with boys from other clubs promoting a real collective spirit as a cricketing district. The other benefit of this format is that boys were placed in real match conditions in a series of games where there was really no weak opposition. Each team was selected by distributing the bowling, batting and wicket keeping talent across the four competing teams. As testimony to this concept, every team competing lost at least one game. This concept ensured that boys were tested in real match conditions against credible competition. This all led to a more rigorous selection process. Our Valleys boys were distributed across two teams – The Heat and The Hurricanes. It would be fair to say that either of these two teams could have won the competition based on their performances and the narrow margin that separated the final points tally. This is a real credit to Valleys as a club given the strong distribution of Valleys boys across these two teams. Winning two out of their three games Team 'Heat' ended up taking out first place.

Game one saw a reasonably convincing victory by the Heat 5/188 over the Hurricanes 128 with strong 'Heat' batting performances by St Pats representative Harry Tonks (50) and Valleys players Archie Halliday (45) and Ben Lannigan (36). Anthony Bristow and Cameron Lavis dominated the bowling taking 4 for 9 of 8 overs and 4 for 23 of 10 overs respectively. Nick McPhee took 3 catches in the field. Nick McGill was a standout for the Hurricanes with 48 runs.

Continuing their dominance in game two, Team Heat knocked up 251 runs to defeat a gallant Scorchers side 10/216. Runs to Nick McPhee (56), Harry Tonks (30) and Toombul player Thomas Griffin (30) laid the platform for the destructive bowling attack of Anthony Bristow sweeping 5 for 31 off 10 overs. Behind the stumps Harry Tonks took 3 catches.

The Hurricanes started to hit their straps with a strong performance 10/240 over the Thunder 3/182. It was primarily the combined batting performance of Ryan Walker (73 no) and Nick McGill (57 no) who laid the platform for this strong victory.

An unpredictable wicket took its toll on both the Heat and the Thunder in their third game resulting in a very low scoring match with a narrow victory to the Thunder. Congratulations to the Thunder who handled the conditions marginally better on the day. Once again Mr. reliable Anthony Bristow took 4 for 22 off 9 overs giving him a total of 13 wickets in 3 matches. That was a sensational effort! Congratulations Anthony!

The Hurricanes third game saw another strong performance 10/257 over the Scorchers (168). Once again the Hurricanes batting served as the basis for their convincing win. The ever reliable Nick McGill landed his second consecutive fifty scoring 57 not out. He was strongly supported by Hayden Whyte (46) and St Paul's Trishul Patel with 33. A special mention must go to Nick McGill who over three games accumulated 162 runs with only one dismissal (an average of 162). Congratulations Nick on an outstanding performance!

Congratulations to all the boys for a terrific tournament and for displaying such an amazing sense of team spirit. I can only talk on behalf of the Heat but I truly believe these boys did so well because of their team spirit and their willingness to listen and carryout a strategic game plan as a team. They worked hard on achieving individual tailored goals which collectively led to a better overall team performance. They were an absolute pleasure to coach.

Congratulations also to Jim Whyte and the Hurricanes side for a very convincing performance which grew stronger throughout the competition. First place was only decided by 1.9 points.

On behalf of Jim Whyte and myself, I would also like to personally thank the Heat managers Gillian Bristow and Jo O'Neill and the Hurricane Manager James Durkin for their terrific support throughout the trials.

Congratulations also to all those boys selected into Brisbane North representative teams and all the other coaches Chris White, Scott Prestwidge and Neil Tracey who provided terrific competition and assisted in the in their teams progress and development.

UNDER 14 LIONS VDCC TEAM MEMBERS	
Coach	Jon Malone
Manager	Alf Pappalardo
Players Involved	Tom Chorley, Emyrs Cowley, Sam Malone, Ben Mooney, Tom Pappalardo

Report from U14 VDCC Lions Coach, Jon Malone:

This years Brisbane North U14 Anstey La Frantz Shield was run in a slightly different format from previous years, with players from throughout Brisbane North selected into mixed teams. Five Sunday rounds of 50 over cricket saw the boys battle it out for supremacy in the new format.

The winner of the competition after five hard fought rounds was the Anstey La Frantz Lions. Massive congratulations to the entire team, but especially 5 exceptional young men from Valley DCC – Tom Chorley, Emyrs Cowley, Sam Malone, Ben Mooney, and Tom Pappalardo.

The mighty Lions took 52 wickets for the tournament – the second highest ever, and saw 4 of our bowlers in the competition top 10 conceding just 650 runs for the 5 games.

The team was coached by Valley DCC U14 Age Co-ordinator and 6th Grade Premiership Captain Jon Malone.

UNDER 16 SHANE WATSON CUP COMPETITION	
Coach	Jon Stoddart
Manager & Assistant Coach	Chris Zipf
Captains	Nick Whip Blake Micallef

U16 Shane Watson Cup Squad
Lachlan Adams, Adam Ball, Charlie Best, Rory Campbell, Ben Fitzgerald, Will Garske, Ethan Gillan, Nick Houllahan, Calum Mackay, Blake Micallef, Will Miller, Dean Perkins, Nick Stoddart, Matthew Thomas, Callum Tolhurst, Nick Whip, Callum Zipf.

TEAM	POINTS	PTS RATIO	%
Gold Coast Blue	16	4.0	1.3474
Valley DCC	16	3.2	0.7203
Gold Coast Gold	16	3.2	0.4617
Ipswich Pioneers	8	1.6	0.1947
Redlands Tigers	8	1.6	-0.2194
Beeleigh Tweed	4	1.0	-0.6259
Wynnum Red	4	0.8	-0.6538
Wynnum Green	4	0.8	-1.1138

Report from VDCC Under 16 Watson Coach, Jon Stoddart:

This competition, run by SEQCA, allowed a number of our youth cricketers, mostly under fifteen years of age, the opportunity to play at a higher level in an Under 16 one-day format of 55 overs per team – 110 overs in a day. These were long days in environments that challenged our players at various times but all players rose to the occasion and acquitted themselves very well, not only as cricketers trying to win games but as young men learning to communicate well with each other and work well together for the common cause – the good of the team. As an old mentor of mine used to say, a happy team is a good team.

UNDER 14 ANSTEY LA FRANTZ SHIELD COMPETITION			
Team	Team Name	Coach	Points
1	Lions	Jon Malone (VDCC)	42.89
2	Devils	Gary Somerville	41.08
3	Tigers	Greg Curtis	30.08
4	Redbacks	Allan Deacon	28.11
5	Dolphins	Tony Bray	27.79
6	Bushrangers	Tony Bath	21.29

The boys' objectives were to play the games in the right spirit, to support each other, to learn, to enjoy the experience, to bat their full 55 overs, to field well, to take all 11 wickets on offer, and to win which they did with 4 wins and 2 losses including the Final.

Round 1 – VDCC 9/233 defeated Wynnum Red 11/133

Team: Callum Tolhurst, Rory Campbell, Nick Whip (c), Nick Stoddart, Lachlan Adams, Matthew Thomas, Will Garske (w-k), Ethan Gillan, Blake Micallef, Callum Zipf, Ben Fitzgerald. The boys achieved their objectives. Handy knocks were made by Callum Tolhurst (47), Rory Campbell (48), Matthew Thomas (69) and the bowling of Ethan Gillan (3/18), Matthew Thomas (3/6) and Ben Fitzgerald (2/13) was good. Will Garske kept well (2 catches) and Nick Whip did a good job as captain. The boys did well in the field at Wynnum, taking 8 catches and one run-out.

Round 2 – VDCC 4/195 defeated Beenleigh Tweed 9/116

Team: Callum Tolhurst, Rory Campbell, Nick Houlahan, Nick Whip (c), Lachlan Adams, Matthew Thomas, Dean Perkins, Will Garske (w-k), Ethan Gillan, Blake Micallef, Callum Zipf, Ben Fitzgerald. I was unavailable so Chris reinforced our objectives with the boys. Again, Callum Tolhurst batted with composure and patience for his 58. Nick Houlahan played an impressive innings of 64 not out, driving well and punishing anything short. Ethan was promoted up the order and hit 26 off 17 balls with some late power hitting. One of his sixes was upwind into a stiff breeze and another six went first bounce into the glass of the sports club - luckily no damage. The track was flat and conditions were challenging for the bowlers going into the wind. A run out (Nick Houlahan) and LBW (Ethan) set the tone and at 2-9 after 6 overs they lost all intent to chase. All the bowlers toiled and shared the wickets. Blake (3/17) bowled his overs from one end, cycling with the mediums upwind, and was rewarded. Dean Perkins took two catches at mid on and another 4 catches were taken.

Round 3 – VDCC 6/199 defeated Redlands 10/114

Team: Callum Tolhurst, Rory Campbell, Nick Houlahan, Will Miller, Matthew Thomas, Dean Perkins, Will Garske (w-k), Blake Micallef (c), Callum Zipf, Ben Fitzgerald, Calum Mackay. Callum Tolhurst was great again in compiling 52 and Nick Houlahan backed up again with 77 off only 119. Nick's technique, his shot selections, his calling and running, and his willingness to keep the scoreboard ticking over are great to watch. With Whippy unavailable, Will Miller filled in well, with his handy 20 off 36. Surprise packet Charlie Best in tandem with Nick hit the ball hard with 10 off 7 at the end. Bowling was tough into the wind but from the top end, Calum Mackay bowled fast, frightening a few of the Redlands boys in taking 3/9 (3 in 4 balls in his last over) off 5 exciting overs. Ben Fitzgerald toiled hard into the wind and had 0/19 off 8 but cashed in at the end with 4 wickets in his last 2 overs to deservedly finish with 4/21 off 11. Zippy bowled nicely from the top end with 1/19 off 5 and could have had more, there were plenty of shouts! The skipper Blake Micallef also bowled nicely in taking 2/28 off 11, whilst Matt Thomas, Callum Tolhurst and Will Miller dried things up into the wind. With Redlands 0/50 in the 17th and 2/91 in the 33rd, the wickets weren't flowing but the bowlers kept the scoring rate down and the pressure on, and Redlands eventually crumbled to be all out in the 41st over. The pressure was also put on in the field with all the boys stopping, catching, throwing and backing up, great to watch.

Round 4 – VDCC 10/168 lost to Gold Coast Blue 6/299

Team: Callum Tolhurst, Rory Campbell, Nick Houlahan, Nick Stoddart, Lachlan Adams, Matthew Thomas, Ethan Gillan, Adam Ball, Will Garske (w-k), Blake Micallef (c), Callum Zipf, Ben Fitzgerald. This was a tough game as their players were mostly top age and wanted to stir us up a bit with their incessant 'chat' and fast bowling. Callum and Rory withstood the bowling well

before both were dismissed (2/41). From there we lost wickets at frequent intervals with the tail wagging a bit to give us some chance (Ethan 15, Adam 16, Will 18 and Blake 24). They took us from 6/81 to 10/168, a great effort in the circumstances and showed the true grit of this tight team. Unfortunately, 8 of our dismissals were catches. We talked later about the importance of keeping the ball along the ground, particularly relevant to our top six where we should be building by hitting through gaps and running hard rather than looking to hit in the air too frequently. Our bowlers toiled hard but the confident Gold Coast team racked up a big score. Zippy and Nick Stoddart both took 2/38 from 7 overs. Perhaps some of our bowlers tried too hard at times to make things happen but there is no doubt that they did all they could to keep things tight and take wickets, and our fieldsmen also put in great efforts in the field. This was a learning experience for the boys and one they will draw from in the future.

Round 5 – VDCC 5/275 defeated Wynnum Green 9/81 & 2/56

Team: Callum Tolhurst, Will Garske, Rory Campbell, Xavier Thornton, Lachlan Adams, Matthew Thomas, Charlie Best, Ethan Gillan, Adam Ball, Blake Micallef (c), Callum Zipf, Ben Fitzgerald. Callum Tolhurst and Will opened with starts before getting out and we were 2/30. Rory (87) and Xavier Thornton (54) then batted well as they consolidated and then gradually accelerated to finish with a great partnership of 110. Xavier's knock of 54 off 58 was particularly good to watch. Lachlan came to the crease and immediately got going and gave Rory great support. These two put together a great partnership of 110 before Rory ran out of gas in the heat with the score at 4/250. Matthew Thomas then joined Lachlan and with only a couple of overs to go immediately went into overdrive with 13 very handy runs off 6. Lachie kept hammering away too and was dismissed on 72 off 75, a very good knock. Charlie "Chatman" Best arrived at the crease with only a few balls left and scored 3 off 2 in fine style to conclude our innings. The bowlers took wickets frequently, Ethan (3/14) and Adam (0/27) opened and Wynnum were soon 3/33 after 12 overs. Zippy bowled well as usual to pick up 2/19 with Ben also bowling well to take 2/13. Our leggie, Blake, always bowls well and in this case extremely well with 2/3 off 6.

The Final – VDCC 11/162 lost to Gold Coast Blue 10/212

Team: Callum Tolhurst, Will Garske (w-k), Rory Campbell, Nick Stoddart, Lachlan Adams, Dean Perkins, Matthew Thomas, Charlie Best, Ethan Gillan, Adam Ball, Blake Micallef (c), Ben Fitzgerald. We played our rivals of Round 4 at Baxter Oval, Amberley, and whilst we greatly reduced the gap from 131 runs to 50 runs, they were just too good. Our bowlers tried very hard – Ben 4/43, Adam 2/25, Blake 2/27, and all the others all bowled well and our fielding was also very good despite the extreme heat on the day. Not having Zippy was a loss to us but Lachie took 1/24 from six overs to help out. We lost early wickets until Lachie (21), Dean (13) and an aggressive Matt (52), got us back in the game. We were 6/69 at one stage but fought back to 6/122 before we lost wickets trying to accelerate to achieve an unlikely win. The skipper Blake hit 4 sensational fours off his first 6 balls to get things really going late but he was left on 19 not out as others got out trying to increase the run rate.

Well done to the boys for winning 4 out of 5 round games and making the Final and being a pleasure to be around. They tried hard and played the games in the right spirit at all times. Chris and I were very pleased with the group as we have seen many boys who are very determined and who will only get better. If they love their cricket, they will improve and move up the grades over the years and be good players in the years to come. Lastly, thank you very much to Chris Zipf for his great support at training sessions and games, and to all the mums and dads who scored and helped throughout this challenging and worthwhile competition.

HONOUR BOARD PERFORMANCES 2014/15

JUNIOR GRADES UNDER 11 – UNDER 17

TOP 10 RUN-SCORERS

	Player	Team	Inn	Runs	Avg
1	Cooper Mackie	U11 Purple	10	416	104.00
2	Liam Stack	U13 Red/U13 Yellow	10	410	102.50
3	Connor Nowlan	U11 Blue	11	386	96.50
4	Ben Mooney	U14 Green	5	364	91.00
5	Hugh Weibgen	U12 Red/Blue	9	316	158.00
6	Charlie Sims	U11 Brown	11	313	104.33
7	Nick McGill	U14 Yellow	6	302	151.00
8	Brayden Green	U13 Red/U13 Blue	10	277	46.17
9	Angus Tolhurst	U11 Purple	4	246	246.00
10	Danny Young	U12 Yellow/U14 Orange	8	245	122.50

TOP 10 WICKET-TAKERS

	Player	Team	Mtchs	Overs	Runs	Wkts	Avg	BBowl
1	Cameron Willis	U11 Purple	9	41.5	129	16	8.06	2-5
2	Connor Nowlan	U11 Blue	9	41.1	113	13	8.69	3-8
	Jack Magee	U15 Blue	4	36.2	153	13	11.77	4-9
	Robbie Young	U14 Orange/U15 Green	9	46.2	156	13	12.00	3-9
5	Harry Forster	U11 Green	4	20	55	12	4.58	6-5
	Hugh Weibgen	U12 Red/Blue	9	30.4	98	12	8.17	3-5
7	Liam Stack	U13 Red/U13 Yellow	9	35.4	95	11	8.64	2-4
	Mitchell Berndt	U13 Red/U13 Yellow	9	44.2	136	11	12.36	4-8
	James Went	U11 Yellow	9	40	150	11	13.64	2-4
	Harry Cassidy	U11 Navy	9	39	167	11	15.18	2-14

TOP 10 FIELDING DISMISSALS (including 'keepers)

	Player	Team	Mtchs	Ct	St	Total
1	Hugh Weibgen	U12 Red/Blue	9	9	3	12
2	Nick McGill	U14 Yellow	5	8	1	9
	Tom Pappalardo	U15 Green	4	7	2	9
4	Will Botting	U14 Blue	4	8	0	8
5	Mitchell Berndt	U13 Red/U13 Yellow	9	6	1	7
	Dylan Cope	U12 Red	4	7	0	7
	Thomas Pfitzner	U12 Green/Blue	9	7	0	7
8	Angus Griffin	U11 Green	5	6	0	6
	Eli Maieroni	U11 Navy	9	6	0	6
	Jacob McCall	U14 Green	5	4	2	6
	Max Nielsen	U12 Red	12	6	0	6
	Angus Pearn	U13 White	4	6	0	6
	Charlie Sims	U11 Brown	10	6	0	6
	Nicholas Stoddart	Open Blue	4	6	0	6

CENTURY SCORERS

	Player	Team	Runs
1	U11 Purple	Cooper Mackie	138
2	U11 Blue	Connor Nowlan	126
3	U13 Purple	Edward Backstrom	121*
4	U11 Purple	Angus Tolhurst	115*
5	U13 Red	Brayden Green	114
6	U14 Green	Ben Mooney	112
7	Open Blue	Nick Houlahan	105
8	U15 Blue	William Miller	104
9	U14 Yellow	Nick McGill	103*
10	U15 Blue	William Miller	102*
	U14 Yellow	Declan Walker	102*

HONOUR BOARD PERFORMANCES 2014/15

JUNIOR GRADES UNDER 11 – UNDER 17 continued

HALF-CENTURY SCORERS

	Player	Team	Runs
1	U12 Red/Blue	Hugh Weibgen	95
2	U11 Blue	Ned Brassil	91*
3	U11 Purple	Angus Tolhurst	88*
4	Open White	George Harness	85*
5	U13 Green	Archer Halliday	84
6	U11 Navy	Harry Cassidy	83*
	U11 Navy	Jack Fewster	83
8	U13 Yellow	Liam Stack	79
9	U13 White	Luke Furnell	78*
10	U14 Yellow	Nick McGill	77*
	U13 Yellow	Zak Payne	77*
	U15 Maroon (Red)	Heath Sadler	77
13	U14 Orange	Robbie Young	74*
	U11 White	Jaxon Barwell	74*
	U14 Green	Luke Nielsen	74*
16	U14 Green	Ben Mooney	73
17	U12 Red/Blue	Hugh Weibgen	72*
18	U11 Purple	Cameron Willis	71*
	Open White	George Harness	71*
	U15 Maroon (Red)	Angus Shore	71*
21	U12 Yellow	Danny Young	69*
22	U15 Green	Xavier Thornton	68*
	Open White	Lachlan Hewitt	68*
	U14 Blue	Nicholas McPhee	68*
25	U14 Orange	Robbie Young	67
26	U13 Green	Harry Barker	66*
27	U11 Brown	Charlie Sims	65*
	U13 Orange	Thomas Magee	65*
	U15 Blue	William Garske	65
30	U14 Green	Ben Mooney	64
	Open White	Max Mower	64
	U15 Maroon (Red)	Rahul Raju	64
33	U14 Yellow	Hayden Whyte	63*
	U15 Maroon (Red)	William Treacy	63*
35	U12 Yellow	Danny Young	62*
36	U15 Green	Thomas Hastie	61
	U14 Yellow	Flynn Brien	61
	U11 Black	Jasper Benson	61
39	U11 Grey	Tom Stephens	60*
	U14 Blue	William Gray	60
41	U14 Green	Ben Mooney	59*
	U14 Green	Luke Nielsen	59*
	U15 Green	Nicholas Whip	59*
	U15 Green	Thomas Hastie	59*
	U11 Blue	Ben Ferrier	59
46	U11 Green	William Hynes	58*
	U11 Brown	Charlie Sims	58*
	U11 Brown	Charlie Sims	58
49	U13 Orange	Liam Treston	57*
	U13 Green	Parth Mehta	57*
	U14 Yellow	Joshua Durkin	57*
	Open Maroon	Lachlan Adams	57*
	U15 Blue	Dean Perkins	57*
	U11 Purple	Liam Webb	57*
	U13 White	Lachlan Ford	57

HONOUR BOARD PERFORMANCES 2014/15 JUNIOR GRADES UNDER 11 – UNDER 17 continued

HALF-CENTURY SCORERS continued

56	U15 Maroon (Red)	Dougal Brown	56*
	Open Maroon	Ethan Sivijs	56*
	U11 Brown	Clancy Kelly	56*
	U14 Green	Ben Mooney	56
60	U15 Blue	Callum Zipf	55*
	U11 White	Samuel Keogan	55*
	Open Maroon	Lachlan Kiernan	55*
	U12 Blue	Ben Murdoch	55*
	U11 Blue	Connor Nowlan	55*
	U13 White	William Chapman	55
66	Open Maroon	Lachlan Adams	54*
	U13 Orange	Thomas Magee	54*
	U11 Brown	Charlie Sims	54*
69	U14 Yellow	Flynn Brien	53*
	U14 Purple	Ari Poulos	53*
	U15 Maroon (Red)	William Treacy	53
	U11 White	Darcy Lewis	53
	U11 Navy	Eli Maieronni	53
74	U11 Purple	Cooper Mackie	52*
	U14 Yellow	William Ikin	52*
	U15 Blue	William Garske	52*
	U12 Orange	Oliver Early	52*
	Open Blue	Nick Houlahan	52
79	U13 Yellow	Liam Stack	51*
	U12 Green/Blue	Thomas Pfitzner	51*
	Open White	Oliver Borrowdale	51*
	U14 Yellow	Hayden Whyte	51*
	U12 Blue	Jackson Eason	51*
	U12 Red/Blue	Hugh Weibgen	51*
	U11 Purple	Marcus Zipf	51
	U14 Purple	Samuel Cope	51
	U12 Yellow	Riley Grace	51
	U12 Red	John Spencer	51
89	U13 White	Thomas Heading	50*
	U11 Blue	Connor Nowlan	50*
	U14 Yellow	Declan Walker	50*
	U14 Yellow	Ned Paddison	50*
	U11 Blue	Connor Nowlan	50*
	U14 Yellow	Nick McGill	50*
	U15 Blue	Callum Mackay	50
	U13 Yellow	Cameron Lavis	50
	U15 White	Maxwell O'Hare	50
98	U11 Green	Jesse O'Neill	50

5 WICKETS OR MORE IN AN INNINGS

	Player	Team	Figures
1	Harry Forster	U11 Green	6-5
2	Thomas Yarrow	U14 Orange	5-6
3	Ben Bucknell	U15 Blue	5-14
4	Mitchell Searle	U12 Red	5-18
5	Lachlan Hewitt	Open White	5-28

HONOUR BOARD PERFORMANCES 2014/15

MODIFIED RULES GRADES UNDER 8 – UNDER 10

TOP 10 RUN-SCORERS

	Player	Team	Mts	Inn	Runs	Avg
1	Andrew McLeod	10 Seals	15	15	549	36.60
2	Roman Watt	9 Wombats/10 Foxes	14	14	509	36.36
3	Oliver Boiston	9 Lions	13	13	482	37.08
4	James Brandon	8 Penguins	12	12	462	38.50
5	Rhys Syrett	10 Koalas/Magpies	15	15	447	29.80
6	Joel Ephraims	9 Seals	12	11	444	40.36
7	Jackson Williams	9 Bilbys	13	13	422	32.46
8	Hamish Sorensen-Bews	9 Bats	13	13	405	31.15
9	Max Clark	10 Crocodiles	13	13	400	30.77
10	Brodie Hollins	10 Kangaroos	15	15	396	26.40

TOP 10 WICKET-TAKERS

	Player	Team	Mts	Overs	Runs	Wkts	Avg	BBowl
1	Callum Vidler	10 Kookaburras	15	43	245	25	9.80	5-22
2	Brodie Hollins	10 Kangaroos	15	44	182	24	7.58	4-6
3	Charles McCauley	10 Wallabies	14	40	183	23	7.96	4-12
	Sol Hancock	10 Quokkas	15	56	367	23	15.96	4-17
5	Asher Parkin	8 Pelicans	11	23	135	22	6.14	8-8
6	Jack Andrews	10 Seals	15	38	227	21	10.81	5-11
7	Leo Copeman-Hill	10 Kookaburras	14	40	193	20	9.65	5-11
	Will Andrews	10 Wallabies	13	39	236	20	11.80	5-42
	Jack Quinn	10 Seals	16	45	252	20	12.60	5-9
10	Joseph Ikin	10 Wallabies	13	37	170	19	8.95	3-4
	Alexander Roe	10 Crocodiles	14	39	176	19	9.26	5-5
	Xavier Howard	8 Pelicans	12	24	190	19	10.00	12-12

TOP 10 FIELDING DISMISSALS (including 'keepers)

	Player	Team	Mts	Ct	St	Total
1	Rhys Syrett	10 Koalas/Magpies	15	19	0	19
2	Jett Beaufort	10 Brumbies	7	6	10	16
3	Noah Maieroni	10 Brumbies	11	9	5	14
	Rory Easton	Rory Easton	13	14	0	14
5	Ethan Du Payne	10 Kookaburras	15	10	2	12
	Zac Salter	10 Eagles	15	12	0	12
7	Jayden Draper	10 Brumbies	11	3	7	10
	Ben Watson	10 Crocodiles	13	9	1	10
9	Nicholas Henry	10 Brumbies	12	4	5	9
	Nicholas Keir	10 Brumbies	12	2	7	9
	Cameron Hobart	10 Geckos	14	9	0	9
	Samuel Mellick	10 Wallabies	14	9	0	9
	Hugh Streit	10 Geckos	14	8	1	9
	Guy Hilditch	10 Kookaburras	15	9	0	9
	Brodie Hollins	10 Kangaroos	15	9	0	9
	Andrew McLeod	10 Seals	15	9	0	9

HONOUR BOARD PERFORMANCES 2014/15

MODIFIED RULES GRADES UNDER 8 – UNDER 10 continued

HALF CENTURY SCORERS

	Player	Team	Runs
1	Oliver Boiston	9 Lions	55
	James Brandon	8 Penguins	55
	Joel Ephraims	9 Seals	55
	Rhys Morris	8 Waterdragons	55
	Ned Robin	10 Eagles	55
6	Andrew McLeod	10 Seals	54
	Patrick Groom	10 Dingoes	54
	Joel Ephraims	9 Seals	54
	James Brandon	8 Penguins	54
10	Andrew McLeod	10 Seals	53
	Brodie Hollins	10 Kangaroos	53
12	Jackson Williams	9 Bilbys	52
	Duncan Feltham	10 Goannas	52
	Oliver Boiston	9 Lions	52
	Oliver Boiston	9 Lions	52
16	Jackson Williams	9 Bilbys	51
	Rhys Syrett	10 Koalas/Magpies	51
18	Heath Tallon	9 Bats	50
	Andrew McLeod	10 Seals	50
	Roman Watt	9 Wombats	50

5 WICKETS OR MORE IN A MATCH

	Player	Team	Runs
1	Henry Kerrigan	8 Falcons	12-5
2	Xavier Howard	8 Pelicans	12-12
3	Asher Parkin	8 Pelicans	8-8
4	Max Norton	8 Pelicans	7-7
5	Oscar Brown	10 Kangaroos	6-6
6	Alexander Roe	10 Crocodiles	5-5
7	Sam Kearney	8 Lorikeets	5-9
	Casper Cole	10 Geckos	5-9
	Jack Quinn	10 Seals	5-9
10	Leo Copeman-Hill	10 Kookaburras	5-11
	Thomas Aldridge	10 Kangaroos	5-11
	Jack Andrews	10 Seals	5-11
13	Asher Parkin	8 Pelicans	5-12
14	Max Zahner	10 Koalas	5-19
	Lachlan Robertson	10 Wallabies	5-19
16	Callum Vidler	10 Kookaburras	5-22
17	Will Andrews	10 Wallabies	5-42



Some of our Junior Management Committee members – Emma Kirkland, Clinton Kempnich, Gilian Bristow, Kylie Saint Brook, Karen Willis, Laurence Christie and Matthew Watt at the VDCC Sportsman's Dinner at the Queensland Cricketers' Club.

PLAYER STATISTICS – JUNIOR GRADES U11 - U17

NOTE RE STATISTICS & RECORDS

Please note that all tables are based on team abstracts or MyCricket entries submitted by team volunteers. Care has been taken by these volunteers to help the club publish accurate tables but we apologise for any errors or omissions.

UNDER 17 OPEN DIVISION BLUE (Pre Xmas)

Batting

Player	Innings	Not Outs	Best Score	Runs	Average	Catches	Stumpings	Run Outs
Nick Houlahan	4	0	105	174	43.50	1	2	0
Nicholas Stoddart	4	0	48	132	33.00	6	0	0
Matthew Thomas	4	0	40	80	20.00	1	0	0
Alex Holland	4	0	24	68	17.00	2	0	0
James Heading	4	1	19	43	14.33	1	1	0
Jack Warren	4	0	31	38	9.50	2	0	1
Tom Jolly	4	0	11	31	7.75	1	0	0
Tom Kibble	2	0	18	28	14.00	0	0	0
Jack Dobson	2	1	18	25	25.00	0	0	0
James Wallington	4	2	19*	21	10.50	1	0	0
Thomas Dangerfield	3	0	9	17	5.67	3	0	0
Matt Dangerfield	3	0	10	13	4.33	3	0	0
Nick Cruickshank	2	0	10	10	5.00	0	0	0

Bowling

Player	Overs	Maidens	Runs	Wickets	Best	Average
Matt Dangerfield	23	5	82	7	2-18	11.71
Jack Dobson	19	0	145	7	2-23	20.71
Nick Cruickshank	19	0	117	4	2-7	29.25
James Wallington	19	1	170	4	1-18	42.50
Tom Jolly	20	2	111	3	2-21	37.00
Alex Holland	19	1	128	3	2-42	42.67
Thomas Dangerfield	6	0	52	2	1-20	26.00
Jack Warren	16	1	91	1	1-9	91.00
James Heading	20	1	113	0	0-11	-
Matthew Thomas	21	1	108	0	0-6	-
Nicholas Stoddart	24	4	129	0	0-14	-



Nick Stoddart in Watson Cup

UNDER 17 OPEN DIVISION MAROON (Pre Xmas)

Batting

Player	Innings	Not Outs	Best Score	Runs	Average	Catches	Stumpings	Run Outs
Lachlan Adams	4	3	57*	153	153.00	0	0	0
Patrick Cotter	4	1	42	103	34.33	3	1	0
Ethan Sivijs	6	1	56*	91	18.20	1	0	0
Elliot Grace	3	1	33	86	43.00	0	0	0
Lachlan Kiernan	6	5	55*	74	74.00	1	0	0
Koopyr Bailey	6	2	24*	68	17.00	1	0	0
Andrew Woodroffe	5	2	20	41	13.67	0	0	0
Patrick Lewis	3	0	30	40	13.33	1	0	0
Mitchell Bruce	5	2	15*	39	13.00	4	0	0
Rory Campbell	6	0	11	30	5.00	1	0	0
Isaac Bacon	5	0	8	24	4.80	1	0	0
Jimmy Bellingham	3	1	18	18	9.00	0	0	0
Hamish Hastings	4	0	8	15	3.75	0	0	0

Bowling

Player	Overs	Maidens	Runs	Wickets	Best	Average
Andrew Woodroffe	20	3	56	6	2-2	9.33
Patrick Lewis	32	3	86	6	2-8	14.33
Ethan Sivijs	31	4	102	6	2-5	17.00
Koopyr Bailey	9	0	40	4	2-9	10.00
Lachlan Kiernan	8	4	27	3	2-3	9.00
Mitchell Bruce	26	2	67	3	2-12	22.33
Hamish Hastings	24	6	83	3	1-7	27.67
Rory Campbell	11	1	5	2	1-0	2.50
Isaac Bacon	23	2	83	2	1-2	41.50
Jimmy Bellingham	4	0	5	1	1-5	5.00
Lachlan Adams	14	3	38	0	0-4	-
Patrick Cotter	3	1	14	0	0-14	-
Elliot Grace	6	1	19	0	0-8	-

UNDER 17 OPEN DIVISION WHITE (Pre Xmas)

Batting

Player	Innings	Not Outs	Best Score	Runs	Average	Catches	Stumpings	Run Outs
George Harness	3	2	85*	157	157.00	2	0	0
Lachlan Hewitt	3	1	68*	112	56.00	2	0	0
Max Mower	2	0	64	93	46.50	3	0	0
Mitchell Straker	4	1	30*	75	25.00	0	0	0
Macklin Freke	3	0	31	72	24.00	3	0	0
Oliver Borrowdale	3	1	51*	63	31.50	0	0	0
Thomas Parker	4	2	27*	60	30.00	3	0	0
Fraser McReight	5	2	33*	51	17.00	2	0	1
Charlie Best	5	1	14	46	11.50	0	0	0
Ethan Gillan	3	0	33	41	13.67	5	0	0
Isaac Hallam	3	0	19	24	8.00	3	0	2
William Theile	3	2	10*	11	11.00	1	0	0

Bowling

Player	Overs	Maidens	Runs	Wickets	Best	Average
Isaac Hallam	24	1	96	9	3-25	10.67
Charlie Best	20	0	76	6	3-6	12.67
Lachlan Hewitt	13	2	42	5	5-28	8.40
Fraser McReight	13	0	58	5	2-10	11.60
George Harness	27	1	109	4	2-11	27.25
Ethan Gillan	29	3	121	4	3-13	30.25
William Theile	19	1	78	3	1-12	26.00
Ashwin Raj	10	0	34	1	1-34	34.00
Mitchell Straker	16	2	61	1	1-25	61.00
Macklin Freke	1	0	8	0	0-8	-
Thomas Parker	2	0	14	0	0-14	-
Oliver Borrowdale	8	0	35	0	0-10	-

UNDER 15 BLUE (Pre Xmas)

Batting

Player	Innings	Not Outs	Best Score	Runs	Average	Catches	Stumpings	Run Outs
William Miller	3	1	104	243	121.50	4	0	0
William Garske	5	3	65	197	98.50	1	1	1
Dean Perkins	5	2	57*	179	59.67	3	1	1
Callum Mackay	3	0	50	84	28.00	3	0	1
Liam Coveney	4	1	42*	82	27.33	1	0	0
Callum Zipf	4	1	55*	73	24.33	2	0	0
Ben Bucknell	3	0	27	58	19.33	0	0	0
Ben Fitzgerald	3	1	29*	50	25.00	3	0	0
Tom Morgan	4	1	24	45	15.00	0	0	0
Benjamin Ritter	3	0	18	24	8.00	3	0	0
Jack Magee	3	0	15	15	5.00	1	0	0
Jack Willis	1	0	4	4	4.00	2	0	0
Jack O'Neill	1	0	2	2	2.00	1	0	0

Bowling

Player	Overs	Maidens	Runs	Wickets	Best	Average
Jack Magee	36.2	7	153	13	4-9	11.77
Callum Mackay	22.1	3	83	10	4-15	8.30
Ben Bucknell	7.1	0	32	5	5-14	6.40
Ben Fitzgerald	31	8	64	5	2-10	12.80
Tom Morgan	5	0	21	2	2-7	10.50
Jack O'Neill	9	1	25	2	2-10	12.50
Liam Coveney	13	4	37	2	1-8	18.50
Benjamin Ritter	10	1	47	2	2-13	23.50
Callum Zipf	21	8	51	2	1-10	25.50
William Miller	13	1	64	2	1-19	32.00
Dean Perkins	14	3	69	2	1-19	34.50
William Garske	1	0	5	1	1-5	5.00
Jack Willis	3	0	14	0	0-14	-

UNDER 15 GREEN (Pre Xmas)

Batting

Player	Innings	Not Outs	Best Score	Runs	Average	Catches	Stumpings	Run Outs
Thomas Hastie	3	1	61	150	75.00	1	0	1
Callum Tolhurst	4	2	42*	109	54.50	3	0	1
Darshan Brijball	3	0	36	97	32.33	3	0	0
Nicholas Whip	2	1	59*	83	83.00	3	0	0
Tom Pappalardo	4	1	35	74	24.67	8	3	0
Blake Micallef	5	3	28*	72	36.00	1	1	0
Xavier Thornton	1	1	68*	68	-	0	0	0
Thomas Martin	4	0	47	59	14.75	2	0	1
Jevin Gunawardana	4	0	17	40	10.00	3	0	0
Declan Walker	1	1	30*	30	-	0	0	0
Christian Sciacca	4	0	21	22	5.50	2	0	0
Fyn Anderson	2	0	18	19	9.50	4	0	0
Robbie Young	3	1	7*	16	8.00	0	0	0
Sam Malone	5	2	5*	15	5.00	2	0	0

Bowling

Player	Overs	Maidens	Runs	Wickets	Best	Average
Thomas Martin	21	3	86	9	4-35	9.56
Sam Malone	32	7	111	9	4-51	12.33
Robbie Young	20.2	3	52	8	3-9	6.50
Blake Micallef	27	9	74	7	2-7	10.57
Darshan Brijball	32	3	92	5	2-31	18.40
Thomas Hastie	19	6	52	3	1-2	17.33
Callum Tolhurst	24.4	9	63	3	2-28	21.00
Jevin Gunawardana	26	2	113	3	1-7	37.67
Christian Sciacca	17	2	48	2	1-13	24.00
Nicholas Whip	1.4	0	1	1	1-1	1.00
Declan Walker	4	0	11	1	1-11	11.00
Julian Shannon	1	0	12	0	0-12	-
Benjamin Shannon	2	0	17	0	0-17	-


UNDER 15 RED PREMIERS – REARDON COMPETITION (Pre Xmas)

Batting

Player	Innings	Not Outs	Best Score	Runs	Average	Catches	Stumpings	Run Outs
Heath Sadler	4	0	77	163	40.75	2	1	0
Angus Shore	5	3	71*	137	68.50	1	0	0
William Treacy	3	1	63*	134	67.00	1	0	0
Dougal Brown	4	2	56*	102	51.00	1	0	0
Rahul Raju	4	1	64	91	30.33	0	0	0
Angus Brien	4	0	48	89	22.25	0	0	0
Jack Chapman	3	0	30	58	19.33	2	0	0
Angus Lovelock	4	0	30	57	14.25	0	0	0
Joseph McGorry	2	0	13	13	6.50	1	0	0
Sam Loewenthal	3	0	1	1	0.33	0	0	0
Daniel Harness	1	0	0	0	0.00	0	0	0
Nick Howe	3	0	0	0	0.00	0	0	0


Bowling


Player	Overs	Maidens	Runs	Wickets	Best	Average
Dougal Brown	33	2	99	7	2-18	14.14
Heath Sadler	42	6	126	7	2-19	18.00
Angus Lovelock	20	1	72	6	2-2	12.00
Angus Brien	26	7	67	5	2-15	13.40
Jack Chapman	24	3	96	5	3-15	19.20
Nick Howe	24	1	112	5	2-9	22.40
Rahul Raju	17	1	69	3	1-9	23.00
Angus Shore	16	3	66	2	1-7	33.00
Joseph McGorry	17	3	72	2	2-16	36.00
Daniel Harness	13	1	53	1	1-15	53.00
William Treacy	22	2	72	1	1-10	72.00
Sam Loewenthal	4	0	17	0	0-2	-



VALLEY DISTRICT CRICKET CLUB

KEEPING YOUTH BUSY IN SPORT





UNDER 15 RED 2014 - 2015

FRONT ROW: Nick Howe, Rahul Raju, Dougal Brown, Heath Sadler, Dan Harness, Sam Loewenthal.
BACK ROW: Alison Harness (Manager), Joseph McGorry, Angus Lovelock, Jack Chapman, Craig Chapman (Coach).
INSETS: Angus Brien, Angus Shore, Will Treacy.

UNDER 15 WHITE (Pre Xmas)

Batting

Player	Innings	Not Outs	Best Score	Runs	Average	Catches	Stumpings	Run Outs
Jatin Sangar	8	4	38	139	34.75	0	0	0
Nick Stallard	8	0	23	125	15.62	0	0	0
Maxwell O'Hare	8	0	50	114	14.25	2	0	0
James Moller	7	0	27	84	12.00	2	0	0
Hughie Bellingham	8	1	23*	67	9.57	2	0	0
Jakob Funk	8	0	32	61	7.62	0	0	0
Dan Saint-Brook	6	2	19*	29	7.25	0	0	0
Thomas Czerwinski	6	3	16	27	9.00	0	0	1
Zachary Hancock	5	0	14	20	4.00	0	0	0
Harry Edwards	2	1	16*	17	17.00	0	0	0
Drew Spies	5	0	4	12	2.40	0	0	0
Luke McLean	3	0	5	6	2.00	1	0	0
Zach Hutchins	6	1	2*	4	0.80	0	0	0

Bowling

Player	Overs	Maidens	Runs	Wickets	Best	Average
Nick Stallard	25	2	98	4	2-22	24.50
Maxwell O'Hare	6	0	26	3	3-7	8.67
Jatin Sangar	12.4	0	84	3	1-7	28.00
Thomas Czerwinski	27	0	159	3	2-53	53.00
Dan Saint-Brook	13	0	107	2	2-33	53.50
Luke McLean	8	1	120	2	1-38	60.00
Zachary Hancock	7	0	40	1	1-4	40.00
James Moller	16	0	102	1	1-38	102.00
Jakob Funk	1	0	6	0	0-6	-
Zach Hutchins	4	0	24	0	0-4	-
Drew Spies	5	0	39	0	0-5	-
Harry Edwards	6	0	43	0	0-43	-



Under 15 Green with coach Zoy Conoplia and manager Sue Micallef



And a cricket cake!

UNDER 14 BLUE (Pre Xmas)

Batting

Player	Innings	Not Outs	Best Score	Runs	Average	Catches	Stumpings	Run Outs
Jack O'Neill	4	2	43*	109	54.50	2	0	0
Nicholas McPhee	3	2	68*	106	106.00	3	0	0
Thomas Connolly	4	1	32*	93	31.00	2	0	1
Benjamin Howard	3	1	36*	66	33.00	1	0	0
William Gray	4	0	60	65	16.25	1	0	0
Jack Willis	4	1	21*	61	20.33	2	0	0
Jordan Ryan	4	1	33*	60	20.00	3	0	0
Hamish Geary	3	1	43*	44	22.00	3	0	0
Luca Zanardo	4	2	15	38	19.00	2	0	0
Brady Cooke	4	0	14	33	8.25	4	0	0
Benjamin Hunter	3	1	25*	30	15.00	0	0	0
Kolby Bailey	3	0	5	12	4.00	0	0	0
Will Botting	3	0	0	0	0.00	8	0	0

Bowling

Player	Overs	Maidens	Runs	Wickets	Best	Average
Luca Zanardo	18.2	0	94	8	4-37	11.75
Jack O'Neill	24	3	73	7	3-18	10.43
Jordan Ryan	9	1	34	5	3-6	6.80
Nicholas McPhee	9	3	25	3	3-9	8.33
William Gray	16	3	52	3	2-21	17.33
Jack Willis	25	2	96	3	1-15	32.00
Thomas Connolly	25	6	110	3	1-12	36.67
Kolby Bailey	5.2	0	33	2	1-8	16.50
Brady Cooke	10	2	40	2	1-6	20.00
Hamish Geary	8	0	50	2	1-22	25.00
Benjamin Hunter	12	4	41	1	1-19	41.00
Will Botting	7	2	51	0	0-12	-
Benjamin Howard	18	2	53	0	0-1	-

UNDER 14 GREEN (Pre Xmas)

Batting

Player	Innings	Not Outs	Best Score	Runs	Average	Catches	Stumpings	Run Outs
Ben Mooney	5	1	112	364	91.00	2	0	0
Luke Nielsen	5	4	74*	207	207.00	2	0	0
Hamish McDougall	5	0	39	99	19.80	1	0	0
Matthew Hallam	4	0	36	57	14.25	1	0	0
Liam Cook	4	0	34	55	13.75	1	0	0
Mackenzie Warwick	5	1	12	30	7.50	2	0	1
Declan McDermott	5	0	16	30	6.00	2	0	0
Jacob McCall	4	1	12*	25	8.33	4	2	1
Harry Bofinger	5	1	9	22	5.50	0	0	0
Liam Ketter	4	0	12	12	3.00	0	0	0
James Hudson	3	0	7	10	3.33	0	0	0
Anton Arens	4	2	5*	5	2.50	0	0	0
Max Nielsen	1	1	4*	4	-	0	0	0
Ben Nielsen	1	0	0	0	0.00	0	0	0

Bowling

Player	Overs	Maidens	Runs	Wickets	Best	Average
Matthew Hallam	19	2	80	5	2-15	16.00
Mackenzie Warwick	19	2	86	5	2-18	17.20
Luke Nielsen	25.3	2	126	5	4-28	25.20
Hamish McDougall	35	7	137	5	2-16	27.40
Declan McDermott	30.1	4	154	5	3-46	30.80
Ben Mooney	28	5	98	3	1-10	32.67
Harry Bofinger	15	0	110	3	2-16	36.67
Liam Cook	30	3	98	2	2-33	49.00
Liam Ketter	11	1	58	1	1-7	58.00
Anton Arens	8	0	60	1	1-26	60.00
James Hudson	14	0	76	1	1-17	76.00

UNDER 14 ORANGE (Pre Xmas)

Batting

Player	Innings	Not Outs	Best Score	Runs	Average	Catches	Stumpings	Run Outs
Robbie Young	5	3	74*	211	105.50	4	0	0
Julian Shannon	5	1	33*	89	22.25	5	0	0
Mitchell Scott	5	1	36*	75	18.75	0	0	1
Danny Young	4	2	29*	71	35.50	0	0	0
Alexander Flintoff	4	1	35*	63	21.00	0	0	0
Jonas Campbell	4	2	28*	48	24.00	0	0	0
Anthony Bristow	5	1	21	44	11.00	1	1	0
Ben Sloman	5	1	28*	42	10.50	0	0	0
Thomas Yarrow	5	1	19*	34	8.50	5	0	0
Michael O'Connor	4	1	11*	24	8.00	0	0	0
Isaac Varghese	2	0	12	19	9.50	1	0	0
Angus Lawler	5	1	10*	14	3.50	2	0	0
Drew Christie	4	1	5	9	3.00	1	0	0

Bowling

Player	Overs	Maidens	Runs	Wickets	Best	Average
Thomas Yarrow	14	2	70	9	5-6	7.78
Julian Shannon	24	2	99	5	2-15	19.80
Robbie Young	26	3	104	5	2-43	20.80
Mitchell Scott	28	5	122	5	2-32	24.40
Anthony Bristow	28	4	97	4	1-9	24.25
Danny Young	10.2	2	46	3	2-10	15.33
Drew Christie	12	0	72	2	1-10	36.00
Ben Sloman	15	0	81	2	1-13	40.50
Alexander Flintoff	11	0	86	1	1-36	86.00
Angus Lawler	13	0	86	1	1-9	86.00
Isaac Varghese	16	0	94	1	1-25	94.00
Michael O'Connor	9	0	76	0	0-8	-
Jonas Campbell	15	0	80	0	0-18	-

UNDER 14 PURPLE (Pre Xmas)

Batting

Player	Innings	Not Outs	Best Score	Runs	Average	Catches	Stumpings	Run Outs
Samuel Cope	5	3	51	150	75.00	4	0	0
Matthew Roach	5	2	43	133	44.33	2	0	0
Chris Murdoch	7	2	34	120	24.00	1	0	0
Ari Poulos	6	2	53*	104	26.00	3	0	1
Eamon Hine	6	2	22*	67	16.75	1	0	2
Liam Wilson	6	4	16*	46	23.00	0	0	2
Thomas Eddy	6	2	19*	44	11.00	0	0	0
Emrys Cowley	4	1	22*	43	14.33	0	0	1
William Sowby	5	1	9	39	9.75	0	0	0
Ryan Kenny	6	1	12	33	6.60	0	0	0
Ben Murdoch	1	1	3*	3	-	1	0	0
Morgan Creagh	5	1	3	3	0.75	2	0	0
Isaac Turnbull	3	0	1	1	0.33	0	0	0

Bowling

Player	Overs	Maidens	Runs	Wickets	Best	Average
Emrys Cowley	16	1	67	4	2-11	16.75
Liam Wilson	24	4	91	4	2-2	22.75
Matthew Roach	25	4	68	3	1-7	22.67
Ryan Kenny	16	0	94	3	2-40	31.33
Ben Murdoch	4	0	19	2	2-19	9.50
Chris Murdoch	24	1	110	2	2-17	55.00
Thomas Eddy	21	1	112	2	1-36	56.00
Isaac Turnbull	14	0	122	2	1-12	61.00
Samuel Cope	12	1	77	1	1-44	77.00
William Sowby	11	1	77	1	1-32	77.00
Morgan Creagh	21	2	147	1	1-62	147.00
Ari Poulos	16	2	80	0	0-6	-
Eamon Hine	25	2	86	0	0-5	-

UNDER 14 YELLOW PREMIERS – JOHNSON COMPETITION (Pre Xmas)

Batting

Player	Innings	Not Outs	Best Score	Runs	Average	Catches	Stumpings	Run Outs
Nick McGill	6	4	103*	302	151.00	8	1	0
Flynn Brien	4	2	61	176	88.00	1	0	1
Hayden Whyte	5	4	63*	169	169.00	1	0	1
Declan Walker	4	2	102*	165	82.50	2	0	0
Joshua Durkin	3	1	57*	110	55.00	0	0	0
William Ikin	5	2	52*	84	28.00	2	0	0
Ned Paddison	4	2	50*	71	35.50	1	0	1
Matthew Moore	5	3	33*	49	24.50	1	0	0
William Gullo	3	1	34*	41	20.50	0	0	0
Ben Lanigan	4	2	10*	26	13.00	2	0	0
Caleb Fricker	4	2	9	23	11.50	2	0	0
Liam Querido	4	2	16*	21	10.50	2	0	1

Bowling

Player	Overs	Maidens	Runs	Wickets	Best	Average
Ben Lanigan	14.2	2	46	7	3-10	6.57
Liam Querido	10	1	26	5	3-11	5.20
Joshua Durkin	22	5	59	5	2-7	11.80
William Ikin	8	0	28	4	2-6	7.00
Hayden Whyte	14.3	5	32	4	2-1	8.00
Ned Paddison	17	2	60	4	3-27	15.00
William Gullo	17	5	39	3	1-5	13.00
Caleb Fricker	21	5	57	3	1-7	19.00
Flynn Brien	11	3	19	2	1-4	9.50
Matthew Moore	11	4	30	2	1-7	15.00
Declan Walker	9	3	18	1	1-7	18.00
Nick McGill	3	1	6	0	0-0	-
Angus Griffin	2	0	7	0	0-7	-



VALLEY DISTRICT CRICKET CLUB

KEEPING YOUTH BUSY IN SPORT



UNDER 14 YELLOW 2014 - 2015

FRONT ROW: Ned Paddison, Flynn Brien, Nick McGill, William Ikin, Joshua Durkin, Ben Lanigan.

BACK ROW: Mike McGill (Manager), Liam Querido, Declan Walker, Matthew Moore, Hayden Whyte, Caleb Fricker, William Gullo.

ABSENT: James Durkin (Coach).

UNDER 13 BLACK (Pre Xmas)

Batting

Player	Innings	Not Outs	Best Score	Runs	Average	Catches	Stumpings	Run Outs
Will Walker	5	1	18*	42	10.50	2	0	1
Neve Lynch	2	1	21*	27	27.00	5	0	1
Joshua Cole	4	0	13	20	5.00	0	0	0
Flynn Bowden	4	0	5	11	2.75	4	0	0
James L'Estrange	5	0	9	11	2.20	0	0	1
Solomon Turnbull	5	0	8	11	2.20	0	0	0
Lachlan Hayes	4	2	4*	6	3.00	0	0	0
Liam Constable	2	1	5	5	5.00	0	0	0
Connor Salmon	5	0	3	4	0.80	0	0	0
Ethan Pollock	2	0	2	3	1.50	0	0	0
Minh Tieu	3	1	2*	3	1.50	0	0	0
Harvey Hindman	4	0	0	0	0.00	1	0	0

Bowling

Player	Overs	Maidens	Runs	Wickets	Best	Average
Will Walker	21.4	4	69	6	2-6	11.50
James L'Estrange	22	0	134	5	3-59	26.80
Solomon Turnbull	12	1	55	3	1-6	18.33
Ethan Pollock	13	0	78	3	1-3	26.00
Flynn Bowden	10	2	25	2	1-5	12.50
Joshua Cole	15	1	67	2	2-36	33.50
Neve Lynch	8	3	15	1	1-0	15.00
Harvey Hindman	19	3	61	1	1-3	61.00
Connor Salmon	10	0	63	1	1-17	63.00
Lachlan Hayes	16	0	83	1	1-17	83.00
Minh Tieu	16	0	112	1	1-20	112.00
Liam Constable	5	0	30	0	0-30	-

UNDER 13 BLUE (Pre Xmas)

Batting

Player	Innings	Not Outs	Best Score	Runs	Average	Catches	Stumpings	Run Outs
Matthew Damm	4	1	49	111	37.00	2	0	0
Jack Weaver	5	2	27*	75	25.00	2	0	0
Luke Barnard	5	1	30	75	18.75	0	0	0
Thomas Russell	5	2	27	53	17.67	2	0	0
James Crimmins	4	2	28*	50	25.00	1	0	0
William Doyle	5	2	17*	38	12.67	0	0	0
Murphy Rowe	4	0	23	37	9.25	0	1	2
Brayden Green	3	1	28*	30	15.00	0	0	0
Ethan Lehmann	4	0	15	28	7.00	0	0	0
Daniel Ludowyk	4	0	15	24	6.00	0	0	0
Declan Wilkinson	4	2	5*	6	3.00	0	0	0
Connor Hutchison	4	1	3	5	1.67	1	0	0

Bowling

Player	Overs	Maidens	Runs	Wickets	Best	Average
Jack Weaver	14	2	39	6	4-4	6.50
Thomas Russell	13	4	22	3	2-6	7.33
James Crimmins	13.4	1	49	3	2-6	16.33
William Doyle	11	1	44	2	2-11	22.00
Brayden Green	16	4	46	2	1-6	23.00
Connor Hutchison	10	3	25	1	1-6	25.00
Ethan Lehmann	9	0	32	1	1-20	32.00
Murphy Rowe	12	2	44	1	1-20	44.00
Daniel Ludowyk	12	1	45	1	1-8	45.00
Declan Wilkinson	12	2	50	1	1-33	50.00
Luke Barnard	13	0	64	1	1-40	64.00
Matthew Damm	13	1	42	0	0-9	-


UNDER 13 GREEN PREMIERS – BURNS COMPETITION (Pre Xmas)

Batting

Player	Innings	Not Outs	Best Score	Runs	Average	Catches	Stumpings	Run Outs
Archer Halliday	4	3	84	200	200.00	4	0	3
Ryley Anderson	4	2	43*	125	62.50	2	0	0
Parth Mehta	4	2	57*	120	60.00	0	0	0
Harry Barker	4	2	66*	107	53.50	1	0	0
Nicholas Miller	4	2	31	96	48.00	1	0	2
Daniel Athanasellis	4	1	41*	122	40.67	4	0	0
Oscar Mower	4	2	25*	40	20.00	2	0	0
Christian Tait	4	1	16	32	10.67	2	0	0
Teddie Mower	4	1	16	31	10.33	0	0	0
Jack Anderson	4	1	13	24	8.00	2	0	0
Cooper Boardman	4	0	9	16	4.00	1	0	0
Mackenzie Feltham	3	1	8*	8	4.00	1	0	1


Bowling


Player	Overs	Maidens	Runs	Wickets	Best	Average
Ryley Anderson	26	12	38	9	4-5	4.22
Parth Mehta	19	12	17	7	2-0	2.43
Harry Barker	20.1	2	72	5	2-5	14.40
Jack Anderson	9.4	1	51	4	2-12	12.75
Daniel Athanasellis	15	1	53	4	2-20	13.25
Mackenzie Feltham	20.5	4	55	4	3-14	13.75
Oscar Mower	14.4	5	32	3	2-4	10.67
Christian Tait	21.3	3	71	3	1-1	23.67
Teddie Mower	12	0	45	2	2-10	22.50
Cooper Boardman	10.5	1	45	1	1-11	45.00
Nicholas Miller	15	4	50	1	1-20	50.00
Archer Halliday	18	5	56	1	1-11	56.00



VALLEY DISTRICT CRICKET CLUB

KEEPING YOUTH BUSY IN SPORT





UNDER 13 GREEN 2014 - 2015

FRONT ROW: Oscar Mower, Jack Anderson, Mackenzie Feltham, Nick Miller, Cooper Boardman, Teddie Mower.
BACK ROW: Jeremy Barker (Manager), Archie Halliday, Daniel Athanasellis, Parth Mehta, Harry Barker, Ryley Anderson, Christian Tait, Brett Halliday (Coach).

UNDER 13 ORANGE (Pre Xmas)

Batting

Player	Innings	Not Outs	Best Score	Runs	Average	Catches	Stumpings	Run Outs
Thomas Magee	5	3	65*	156	78.00	3	1	1
Liam Treston	5	1	57*	66	16.50	3	0	0
Nathan Harding	5	0	30	59	11.80	4	0	0
Stephen Hanson	5	0	16	37	7.40	3	0	2
Samuel Waite	4	2	27*	32	16.00	1	0	0
Connor Fitzgerald	5	0	11	24	4.80	0	0	0
Macgregor Leavy	5	0	18	22	4.40	3	0	0
Thomas O'Shea	5	1	6*	16	4.00	2	0	0
Tyler Jameson	4	0	5	11	2.75	1	0	0
Kane Scully	5	1	4*	7	1.75	2	0	0
Dylan Treston	1	0	5	5	5.00	0	0	0
Kyle O'Connor	4	0	1	1	0.25	0	0	0

Bowling

Player	Overs	Maidens	Runs	Wickets	Best	Average
Liam Treston	20	5	76	9	3-24	8.44
Thomas O'Shea	21	4	66	8	3-9	8.25
Stephen Hanson	26.3	2	74	6	3-24	12.33
Kane Scully	17	1	68	5	3-17	13.60
Samuel Waite	25.3	5	67	4	1-10	16.75
Tyler Jameson	15	2	34	2	1-7	17.00
Nathan Harding	18	3	48	2	1-1	24.00
Kyle O'Connor	14.4	1	80	2	1-7	40.00
Thomas Magee	13.2	3	40	1	1-3	40.00
Connor Fitzgerald	16	3	41	1	1-6	41.00
Macgregor Leavy	16	1	47	1	1-9	47.00
Dylan Treston	1	0	10	0	0-10	-

UNDER 13 PURPLE (Pre Xmas)

Batting

Player	Innings	Not Outs	Best Score	Runs	Average	Catches	Stumpings	Run Outs
Edward Backstrom	5	2	121*	186	62.00	0	0	0
Thomas Collier	6	2	43	125	31.25	0	0	0
Charlie Ryan	6	0	45	115	19.17	0	0	0
Hunter Petrie	6	3	42*	89	29.67	0	0	0
Luke Fenson	6	2	29	59	14.75	0	0	0
Max Chandler	6	1	29	52	10.40	5	0	0
Samuel Stephens	7	1	21	33	5.50	0	0	0
Omar Shinwari	4	0	12	21	5.25	1	0	0
Joseph Ganter	6	1	13	18	3.60	0	0	0
Riley O'Connell	6	2	5*	13	3.25	0	0	0
Henry Hamer	4	0	9	10	2.50	0	0	0
Eva Taudevin	2	0	8	8	4.00	1	0	0

Bowling

Player	Overs	Maidens	Runs	Wickets	Best	Average
Edward Backstrom	22.1	6	62	9	2-2	6.89
Thomas Collier	21.4	7	56	7	3-0	8.00
Luke Fenson	16.1	4	47	5	2-6	9.40
Riley O'Connell	16	2	46	4	2-12	11.50
Max Chandler	16.1	2	51	4	2-8	12.75
Omar Shinwari	12	3	35	3	1-1	11.67
Samuel Stephens	12	0	53	3	2-11	17.67
Joseph Ganter	6	1	23	2	2-12	11.50
Hunter Petrie	16	2	55	2	2-9	27.50
Henry Hamer	12.2	0	57	1	1-18	57.00
Charlie Ryan	15	2	62	1	1-8	62.00

UNDER 13 RED (Post Xmas)

Batting

Player	Innings	Not Outs	Best Score	Runs	Average	Catches	Stumpings	Run Outs
Brayden Green	7	3	114	247	61.75	2	0	2
Liam Stack	6	4	47*	213	106.50	3	0	3
Mitchell Berndt	7	2	22	77	15.40	2	1	1
Will Walker	6	2	25	52	13.00	2	0	1
Joshua Cole	5	1	8	14	3.50	1	0	0
Jaime Cope	6	1	5	10	2.00	0	0	0
Mia Ryan	5	0	4	10	2.00	1	0	0
Cooper Jones	6	1	4*	7	1.40	0	0	1
Ethan Pollock	5	1	2	4	1.00	3	0	0
Minh Tieu	5	1	2	4	1.00	1	0	0
Lachlan Hayes	1	0	0	0	0.00	0	0	0

Bowling

Player	Overs	Maidens	Runs	Wickets	Best	Average
Brayden Green	23	5	68	7	2-7	9.71
Will Walker	19	2	35	3	1-6	11.67
Ethan Pollock	13	0	40	3	2-6	13.33
Liam Stack	17.1	3	40	3	1-4	13.33
Mitchell Berndt	21	6	49	3	2-12	16.33
Cooper Jones	14	1	57	3	2-8	19.00
Joshua Cole	11.5	1	43	2	1-8	21.50
Jaime Cope	24	4	55	2	2-5	27.50
Mia Ryan	9	1	43	1	1-19	43.00
Minh Tieu	10	0	54	1	1-31	54.00
Lachlan Hayes	3	0	17	0	0-17	-

UNDER 13 WHITE (Pre Xmas)

Batting

Player	Innings	Not Outs	Best Score	Runs	Average	Catches	Stumpings	Run Outs
Lachlan Ford	4	2	57	130	65.00	1	0	0
William Chapman	4	0	55	111	27.75	4	1	0
Luke Furnell	4	1	78*	89	29.67	1	0	1
Thomas Heading	4	1	50*	86	28.67	4	0	0
Oscar Davis	4	2	31	71	35.50	1	0	1
Innes Hall-Pearce	3	1	48*	51	25.50	1	0	0
Thomas Meutermans	4	1	23*	49	16.33	0	0	0
Thomas Benson	3	0	21	38	12.67	1	0	1
Angus Pearn	3	2	19*	32	32.00	6	0	0
Lachlan Miles	3	1	24*	26	13.00	2	0	0
Oscar Keir	4	1	18*	22	7.33	0	0	0
Casper Sundin	3	1	15*	16	8.00	1	0	0
Finn Curtis	2	1	11*	11	11.00	0	0	0

Bowling

Player	Overs	Maidens	Runs	Wickets	Best	Average
Lachlan Ford	19	6	47	8	3-4	5.88
William Chapman	11	0	58	5	2-19	11.60
Finn Curtis	6.5	2	30	4	3-0	7.50
Casper Sundin	13.5	4	31	4	2-5	7.75
Oscar Keir	15	1	96	4	3-21	24.00
Thomas Heading	19	0	97	4	2-5	24.25
Oscar Davis	21	0	142	4	2-79	35.50
Luke Furnell	20.1	7	47	3	2-19	15.67
Thomas Benson	19.1	0	80	3	1-6	26.67
Lachlan Miles	13	1	66	2	1-2	33.00
Thomas Meutermans	23	3	82	2	2-3	41.00
Innes Hall-Pearce	19	4	85	2	1-1	42.50
Angus Pearn	22	6	52	1	1-1	52.00

UNDER 13 YELLOW (Pre Xmas)

Batting

Player	Innings	Not Outs	Best Score	Runs	Average	Catches	Stumpings	Run Outs
Liam Stack	4	2	79	197	98.50	2	0	0
Zak Payne	4	3	77*	171	171.00	2	0	0
Cameron Lavis	4	0	50	133	33.25	0	0	1
Archie Watt	4	2	44	125	62.50	1	0	0
Mitchell Berndt	4	3	47*	102	102.00	4	0	0
Ben Roden-Cohen	4	2	33	76	38.00	4	0	0
Max Evans	4	1	17*	28	9.33	1	0	0
Tom Siddle	3	0	18	25	8.33	1	0	0
Mia Ryan	3	1	11*	16	8.00	2	0	0
Jaime Cope	4	1	6	11	3.67	0	0	0
Cooper Jones	3	0	2	3	1.00	0	0	0
Emma Wheeley	2	2	2*	2	0.00	0	0	0

Bowling

Player	Overs	Maidens	Runs	Wickets	Best	Average
Liam Stack	18.3	4	55	8	2-4	6.88
Mitchell Berndt	23.2	4	87	8	4-8	10.88
Zak Payne	17	1	75	7	4-14	10.71
Ben Roden-Cohen	23	2	103	5	2-20	20.60
Archie Watt	16.4	3	69	4	2-13	17.25
Tom Siddle	21	0	109	4	2-13	27.25
Cooper Jones	11	1	55	2	2-15	27.50
Max Evans	14	0	58	2	1-15	29.00
Mia Ryan	15	0	76	2	2-14	38.00
Emma Wheeley	6	0	26	1	1-9	26.00
Cameron Lavis	17	3	85	1	1-28	85.00
Jaime Cope	13	1	67	0	0-17	-



A minutes silence by Under 13 Valley Black and the Burpengary Brumbies

UNDER 12 BATTING

Player	Team	Matches	Innings	Best Score	Runs	Average	Catches / Stumpings	Run Outs
Hugh Weibgen	U12 Red/Blue	9	9	95	316	158.00	9/3	6
Danny Young	U12 Yellow	4	5	69*	193	193.00	1/0	0
Patrick Denholm	U12 Green/Blue	9	10	38	159	79.50	3/0	1
Liam Toy-Wagner	U12 Blue	9	10	34	158	31.60	4/0	1
Jackson Eason	U12 Blue	9	11	51*	152	38.00	4/0	2
Sam Ireland	U12 Blue	9	11	36*	136	45.33	5/0	1
Ben Nielsen	U12 Red/Blue	4	4	43	131	65.50	5/0	1
Thomas Pfitzner	U12 Green/Blue	9	10	51*	127	25.40	7/0	1
Oliver Cathcart	U12 Green/Blue	9	11	21*	119	17.00	0/0	1
Oliver Early	U12 Orange	4	5	52*	106	35.33	0/0	1
Riley Grace	U12 Yellow	4	5	51	89	22.25	1/0	1
Harry Hull	U12 Yellow	4	5	35*	86	28.67	0/0	0
Max Nielsen	U12 Red	9	9	24*	85	42.50	6/0	0
Harrison Whitten	U12 Blue	4	5	36	84	16.80	0/0	1
Ben Murdoch	U12 Blue	4	5	55*	76	19.00	2/0	0
Sebastian Vu	U12 Purple	4	6	32*	74	37.00	0/0	0
Jack E McCabe	U12 Green/Blue	9	10	21	74	10.57	2/0	0
Dylan Cope	U12 Red	4	4	31*	73	36.50	7/0	3
Thomas Fischer	U12 Orange	4	6	37*	71	17.75	0/0	0
Alexander Fenton	U12 Red	4	3	37*	70	70.00	2/0	0
Lachlan Mainey	U12 Red	4	4	29	69	34.50	2/0	0
Oscar Parr	U12 Purple	4	5	26*	69	17.25	1/0	0
John Spencer	U12 Red	4	3	51	66	22.00	1/0	0
Daniel Eddy	U12 Blue	4	6	28	61	12.20	1/0	0
George Mellick	U12 Green	4	6	32	60	12.00	2/0	0
Jayden Muller	U12 Red	4	4	24*	54	54.00	1/1	2
Heath Gulliver	U12 Orange/Blue	8	10	12	49	7.00	0/0	0
Eshaan Raj	U12 Orange	4	5	18*	48	16.00	0/0	0
Mitchell Searle	U12 Red	4	4	22*	46	23.00	1/0	1
Lachlan Hobart	U12 Blue	4	6	22	45	11.25	4/0	1
Tyler Newell	U12 Yellow	4	4	22	45	11.25	1/0	0
William Petersen	U12 Green	4	5	14	45	11.25	4/0	1
Alex Patane	U12 Orange	4	4	25*	43	21.50	0/0	0
Edin Duke	U12 Red	4	4	26*	40	20.00	1/0	1
Liam Bacon	U12 Yellow	4	5	20	39	9.75	2/0	0
Harry Lyons	U12 Yellow	4	5	11*	38	38.00	1/0	0
Campbell Forbes	U12 Orange	4	5	22*	38	12.67	0/0	1
Sam Hull	U12 Yellow	4	5	26	38	7.60	3/1	0
Harry Clarke	U12 Purple	4	5	24	37	7.40	0/0	0
Darcy Hammond	U12 Red	4	3	20*	36	36.00	0/0	0
Jack Mann	U12 Purple	3	3	20	36	18.00	0/0	0
Lachlan Steedman	U12 Blue	3	4	12	36	12.00	0/0	0
Charles A Wilkinson	U12 Orange	4	6	14*	29	7.25	0/0	0
James Clarke	U12 Yellow	4	6	13	29	4.83	0/0	0
Griffith Adams	U12 Blue	3	4	16*	28	14.00	0/0	0
Harry Hunter	U12 Yellow	4	5	9	28	7.00	0/0	0
Jack Cornish	U12 Green	4	5	12*	27	9.00	2/0	0
Lachlan Butler	U12 Yellow	4	5	18*	24	6.00	2/0	1
Isaac Liddy	U12 Orange/Blue	8	10	7	24	3.00	0/0	0
Angus Shugg	U12 Green	4	6	11	20	5.00	1/0	0
Jackson Gudgeon	U12 Purple	4	5	9	19	3.80	0/0	0
Tom Thorpe	U12 Purple	4	5	9	16	3.20	0/0	0
Patrick Pearce	U12 Orange	4	4	14*	15	5.00	1/0	1
Fraser Tate	U12 Green	4	5	11*	15	3.75	0/0	1
Samuel Jones	U12 Orange	4	5	6*	14	3.50	0/0	1
Freddy Higgins	U12 Green	4	7	5	12	3.00	0/0	0
Henry Howse	U12 Yellow	4	5	6	12	3.00	1/0	0
Angus Nicholls	U12 Purple	4	5	6*	12	3.00	0/0	0
Brice Welburn	U12 Purple	4	6	6	11	2.20	2/0	0
Shea Bowden	U12 Orange	4	4	4*	10	3.33	1/0	0
Jack Wilson	U12 Purple	4	5	3	10	2.00	1/0	0
Flynn Ballard	U12 Blue	8	9	5	10	1.25	0/0	0
Samuel Mellick	U12 Green	1	1	9*	9	0.00	2/0	0
Aidan Herder	U12 Blue	4	5	4	6	1.20	0/0	0
Nicholas Shay	U12 Yellow	4	6	5*	6	1.20	0/0	1
Liam Middlemass	U12 Green	4	6	4	6	1.00	1/0	1
Mitchell Briggs	U12 Green	4	2	5	5	2.50	0/0	0

UNDER 12 BATTING continued

Player	Team	Matches	Innings	Best Score	Runs	Average	Catches / Stumpings	Run Outs
Harry Gulliver	U12 Orange	1	1	4	4	4.00	1/0	0
Joseph Wenck	U12 Orange	4	3	2*	3	1.50	0/0	1
Ethan Smith	U12 Purple	4	5	2	3	0.60	0/0	0

UNDER 12 BOWLING

Player	Team	Overs	Runs	Wickets	Average	Best
Hugh Weibgen	U12 Red/Blue	30.4	98	12	8.17	3-5
Edin Duke	U12 Red	17	62	10	6.20	3-11
Mitchell Searle	U12 Red	19.5	93	9	10.33	5-18
Dylan Cope	U12 Red	19	52	8	6.50	4-5
Thomas Pfitzner	U12 Green/Blue	31.2	96	8	12.00	4-8
Oliver Cathcart	U12 Green/Blue	30.4	100	8	12.50	2-1
Liam Toy-Wagner	U12 Blue	29.5	88	7	12.57	2-2
Jackson Eason	U12 Blue	38	124	7	17.71	2-14
Max Nielsen	U12 Red	31	146	7	20.86	1-0
Griffith Adams	U12 Blue	15	34	6	5.67	2-10
Liam Bacon	U12 Yellow	12	39	6	6.50	3-12
Sam Ireland	U12 Blue	28.3	79	6	13.17	2-1
Flynn Ballard	U12 Blue	32.5	172	6	28.67	2-23
Danny Young	U12 Yellow	18.3	40	5	8.00	2-11
Nicholas Shay	U12 Yellow	15	75	5	15.00	4-23
Thomas Fischer	U12 Orange	17	76	5	15.20	1-1
Harrison Whitten	U12 Blue	23	83	5	16.60	2-3
George Mellick	U12 Green	18	84	5	16.80	2-12
Samuel Jones	U12 Orange	18	90	5	18.00	2-21
Jack E McCabe	U12 Green/Blue	32	92	5	18.40	2-13
Lachlan Mainey	U12 Red	16	93	5	18.60	2-14
Daniel Eddy	U12 Blue	25	97	5	19.40	1-0
Patrick Denholm	U12 Green/Blue	30	100	5	20.00	2-16
Heath Gulliver	U12 Orange/Blue	24.5	172	5	34.40	2-3
Isaac Liddy	U12 Orange/Blue	27.3	182	5	36.40	3-9
Darcy Hammond	U12 Red	14	62	4	15.50	2-2
Riley Grace	U12 Yellow	17	71	4	17.75	2-17
Ethan Smith	U12 Purple	12	71	4	17.75	3-7
John Spencer	U12 Red	16	80	4	20.00	2-5
Harry Clarke	U12 Purple	14	85	4	21.25	2-21
Freddy Higgins	U12 Green	19	91	4	22.75	1-3
William Petersen	U12 Green	13	20	3	6.67	2-8
Harry Gulliver	U12 Orange	6	22	3	7.33	1-9
Ben Nielsen	U12 Red/Blue	21	47	3	15.67	1-4
Jackson Gudgeon	U12 Purple	14	52	3	17.33	2-13
Angus Nicholls	U12 Purple	11	53	3	17.67	2-5
Alex Patane	U12 Orange	13.3	58	3	19.33	2-15
Sebastian Vu	U12 Purple	16	62	3	20.67	1-4
Tyler Newell	U12 Yellow	18	73	3	24.33	1-7
Joseph Wenck	U12 Orange	12	77	3	25.67	2-12
Jayden Muller	U12 Red	11.1	79	3	26.33	1-0
Harry Hunter	U12 Yellow	14	50	2	25.00	1-10
Harry Hull	U12 Yellow	17	54	2	27.00	1-0
Lachlan Hobart	U12 Blue	15	57	2	28.50	1-8
Campbell Forbes	U12 Orange	16	66	2	33.00	1-16
James Clarke	U12 Yellow	16	74	2	37.00	1-9
Oliver Early	U12 Orange	12	78	2	39.00	1-12
Ben Murdoch	U12 Blue	20	80	2	40.00	1-19
Patrick Pearce	U12 Orange	13	86	2	43.00	1-9
Henry Howse	U12 Yellow	17	112	2	56.00	1-23
Fraser Tate	U12 Green	16	115	2	57.50	1-28
Jack Mann	U12 Purple	9	25	1	25.00	1-14
Angus Shugg	U12 Green	14	42	1	42.00	1-11
Shea Bowden	U12 Orange	8	47	1	47.00	1-8
Alexander Fenton	U12 Red	17	64	1	64.00	1-17
Tom Thorpe	U12 Purple	14	72	1	72.00	1-13
Liam Middlemass	U12 Green	15	75	1	75.00	1-28

UNDER 12 BOWLING continued

Player	Team	Overs	Runs	Wickets	Average	Best
Brice Welburn	U12 Purple	14	85	1	85.00	1-13
Charles A Wilkinson	U12 Orange	16	92	1	92.00	1-27
Jack Cornish	U12 Green	17	100	1	100.00	1-23
Aidan Herder	U12 Blue	17	115	1	115.00	1-29
Sam Hull	U12 Yellow	3	22	0	-	0-22
Mitchell Briggs	U12 Green	9	23	0	-	0-11
Samuel Mellick	U12 Green	3	23	0	-	0-23
Oscar Parr	U12 Purple	11	45	0	-	0-7
Lachlan Steedman	U12 Blue	13	78	0	-	0-6
Lachlan Butler	U12 Yellow	16	79	0	-	0-11
Eshaan Raj	U12 Orange	13	80	0	-	0-8
Harry Lyons	U12 Yellow	17	104	0	-	0-10



The mighty Under 12 Red team, what a fine bunch. Go The Red!

UNDER 11 BATTING

Player	Team	Matches	Innings	Best Score	Runs	Average	Catches / Stumpings	Run Outs
Jack Liddy	U11 Yellow	9	14	26*	83	9.22	2/0	0
James Horton	U11 Orange	3	4	38	80	40.00	0/0	0
Kyrel Stewart	U11 Blue	9	8	19	77	19.25	0/0	0
Dermot Fitzgerald	U11 Red	4	6	31*	76	38.00	0/0	1
Jakub Bennett	U11 White	4	4	26	74	37.00	0/0	0
Nathan McKarzel	U11 White	4	4	44*	70	35.00	1/0	0
Lincoln Bland	U11 Brown	10	11	37*	70	7.00	2/0	2
James Baker	U11 Navy	8	11	19*	69	8.62	5/0	2
Benjamin Roachock	U11 Silver	5	5	29*	62	31.00	0/0	0
Hugo Powe	U11 Brown	9	12	29	61	6.10	2/0	2
Braydon Nixon	U11 Red	4	7	22*	59	9.83	0/0	0
Leo Mackie-Smith	U11 Brown	10	14	23*	59	6.56	2/0	2
Alex Henry	U11 Navy	10	13	15	58	5.80	1/0	1
Lucio Barbieri	U11 Yellow	9	13	26	58	5.27	0/0	0
Louis Sones	U11 Brown	9	10	17	57	7.12	2/0	0
William Curr	U11 Grey	4	8	9*	53	10.60	0/0	1
Duncan Shore	U11 Yellow	9	13	23*	53	4.82	3/0	0
Max Mobbs	U11 Purple	9	10	18*	52	7.43	3/0	0
James West	U11 Green	4	4	28*	51	25.50	0/0	0
Elizabeth Choo	U11 Navy	10	13	10	50	5.56	2/0	0
Oliver Honner	U11 Purple	9	9	16*	49	8.17	0/0	0
Rhys O'Shea	U11 Black	4	8	14*	49	8.17	0/0	0
James Grimson	U11 Green	4	5	17	48	16.00	2/0	1
Noah Zanardo	U11 Green	4	5	20	48	16.00	1/0	0
Henry Bell	U11 Blue	9	12	10	46	5.75	1/0	0
Luca Pulvirenti	U11 Orange	3	3	31	44	14.67	0/0	0
Conor Foxlee	U11 Silver	5	5	19*	42	14.00	1/0	1
Oscar Harcastle	U11 Silver	5	7	19*	42	8.40	1/0	0
Luke Stein	U11 Yellow	4	7	15*	42	8.40	0/0	1
Brent Humphreys	U11 Grey	4	6	16	42	7.00	0/0	0
James Swart	U11 Silver	4	5	20	39	9.75	1/0	0
Zeke Deacon	U11 Brown	10	14	15	39	3.25	2/0	2
Like McGill	U11 Green	4	4	23	37	12.33	1/0	0
Anselm Cowley	U11 Black	4	7	12	37	7.40	0/0	0
Ryan Hughes	U11 Blue	4	5	12*	35	17.50	0/0	0
Dylan Treston	U11 Red	4	7	9	35	8.75	1/0	0
Darcy O'Rourke	U11 White	4	4	23*	33	16.50	1/0	0
Patrick Byrne	U11 Purple	4	4	19	32	8.00	0/0	0
Caleb Preston	U11 Yellow	9	13	17	32	2.91	1/0	0
Jamieson Parkin	U11 Orange	3	4	16*	29	9.67	1/0	0
Xavier Stiles	U11 Orange	3	3	24	28	9.33	0/0	0
Matthew Gant	U11 Purple	9	9	8	25	3.12	1/0	0
Ziggy Day	U11 Blue	4	4	7	24	6.00	0/0	0
Angus Killen	U11 Silver	5	6	19*	24	6.00	3/0	1
Jack McAuliffe	U11 White	4	5	19	24	6.00	0/0	0
Cale Innes	U11 Grey	4	10	11	24	2.40	0/0	0
Ethan Chapman	U11 Red	4	3	21*	23	11.50	0/0	0
Lewis Hicks	U11 Red	4	5	9	23	7.67	1/0	0
Charlie White	U11 Blue	4	5	10*	23	5.75	0/0	0
Louis Schnitzerling	U11 White	4	5	11*	22	11.00	0/0	0
Liam Anderson	U11 Purple	4	4	18*	22	7.33	0/0	1
Nicholas Weaver	U11 Green	4	4	11*	22	7.33	0/0	0
Hunter Price	U11 Blue	4	6	12	22	4.40	0/0	0
Flynn Smith	U11 Red	4	6	12	22	4.40	0/0	1
James Chapman	U11 Black	4	8	8*	21	3.50	1/0	0
Michael Pinney	U11 Black	4	6	10	20	5.00	0/0	0
William Hunter	U11 Red	4	6	13	20	3.33	0/0	0
Edward Lynch	U11 Silver	5	6	7	18	3.00	2/0	0
Alex Sneddon	U11 Orange	3	2	14	16	8.00	0/0	0
Sebastian Towler	U11 Green	4	4	14	14	3.50	1/0	0
Jeremy Vanderbyl	U11 Silver	4	5	6*	14	3.50	1/0	0
Alexander Gordon	U11 Grey	4	9	7*	14	2.00	0/0	0
Charles Hopkins	U11 Orange	2	2	12	13	6.50	1/0	0
Aiden Manderson	U11 Black	4	7	7	13	1.86	0/0	0
Charles H Wilkinson	U11 Orange	3	4	11	12	6.00	0/0	0
Patrick Spooner	U11 White	4	4	6*	12	4.00	0/0	0
Andrea Ortu	U11 Brown	1	2	11	11	11.00	5/0	1

UNDER 11 BATTING continued

Player	Team	Matches	Innings	Best Score	Runs	Average	Catches / Stumpings	Run Outs
Daniel Lynn	U11 Grey	4	5	5	11	2.75	0/0	0
Ethan Miles	U11 Orange	3	4	11	11	2.75	0/0	0
Henry Clark	U11 White	4	3	6	10	3.33	1/0	0
Joshua Kerr	U11 Orange	3	4	6*	10	3.33	1/0	0
Sofi Maddox	U11 White	4	5	5	10	2.50	0/0	2
Finn Hellawell	U11 Silver	5	6	4*	10	2.00	0/0	0
Luke Porst	U11 Yellow	9	11	4	10	0.91	0/0	0
WT Hancock	U11 Black	4	7	5	9	1.80	0/0	0
Sanjeev Raju	U11 Yellow	9	13	4*	9	0.75	0/0	0
Harrison Willis	U11 Blue	1	2	7	8	4.00	0/0	0
Flynn Hubbard	U11 Orange	7	10	3	8	0.89	2/0	0
Zak Warburton	U11 Blue	4	4	2*	4	1.33	0/0	0
Luka Wilde	U11 Silver	5	7	1*	4	0.80	0/0	0
George Fanning	U11 Orange	3	4	2	3	1.00	0/0	0
Lachlan Gardner	U11 Black	4	5	2	3	0.60	0/0	0
Max Wong	U11 Black	4	6	2	3	0.60	0/0	0
Ashley Randall	U11 White	4	4	2*	2	0.67	0/0	0
Oliver White	U11 Orange	3	2	1	1	0.50	0/0	0
Samuel Mead	U11 Silver	4	7	1*	1	0.20	0/0	0
Freddie Power	U11 Red	4	7	0*	0	0.00	0/0	0

UNDER 11 BOWLING

Player	Team	Overs	Runs	Wickets	Average	Best
Cameron Willis	U11 Purple	41.5	129	16	8.06	2-5
Connor Nowlan	U11 Blue	41.1	113	13	8.69	3-8
Harry Forster	U11 Green	20	55	12	4.58	6-5
James Went	U11 Yellow	40	150	11	13.64	2-4
Harry Cassidy	U11 Navy	39	167	11	15.18	2-14
Eli Maieron	U11 Navy	38	135	10	13.50	3-2
Clancy Kelly	U11 Brown	41	150	10	15.00	2-4
Henry Bell	U11 Blue	41.2	203	10	20.30	2-10
Jack R McCabe	U11 Silver	32	121	9	13.44	4-8
Leo Mackie-Smith	U11 Brown	39	156	9	17.33	3-22
Harrison Black	U11 Brown	35	163	9	18.11	3-29
Max Mobbs	U11 Purple	32	170	9	18.89	3-10
Kyle Ephraims	U11 Grey	22	111	8	13.88	3-13
Ben Ferrier	U11 Blue	42	124	8	15.50	2-9
Samuel Keir	U11 Yellow	37	161	8	20.12	2-7
Thomas Hoffman	U11 Brown	37	174	8	21.75	2-4
Bailey Dangerfield	U11 Navy	30	191	8	23.88	3-3
Max Hrstich	U11 Black	36	203	8	25.38	3-22
Edward Lynch	U11 Silver	16	68	7	9.71	3-12
Oscar Hardcastle	U11 Silver	17	74	7	10.57	2-12
Jack Fewster	U11 Navy	23	84	7	12.00	2-3
Charlie Sims	U11 Brown	44	115	7	16.43	2-4
Lincoln Bland	U11 Brown	32	142	7	20.29	2-6
Oliver Rogers	U11 Navy	25	149	7	21.29	3-25
Oliver Honner	U11 Purple	27.4	162	7	23.14	2-2
Elizabeth Choo	U11 Navy	39	188	7	26.86	2-10
Caleb Preston	U11 Yellow	31	189	7	27.00	2-4
Flynn Smith	U11 Red	13	35	6	5.83	4-13
Angus Griffin	U11 Green	20	58	6	9.67	1-1
Jesse O'Neill	U11 Green	21	59	6	9.83	3-11
Maximilian Sawley	U11 Purple	28	93	6	15.50	3-8
Benjamin Roachock	U11 Silver	18	98	6	16.33	2-9
Cooper Mackie	U11 Purple	31.5	123	6	20.50	2-4
Braden Querido	U11 Grey	28	126	6	21.00	3-2
Duncan Shore	U11 Yellow	28	167	6	27.83	2-17
Yuvraj Panesar	U11 Navy	38	190	6	31.67	3-8
Baxter White	U11 Red	16	48	5	9.60	2-6
James Grimson	U11 Green	16.3	92	5	18.40	4-24
WT Hancock	U11 Black	16	96	5	19.20	2-13
Kyrel Stewart	U11 Blue	24	105	5	21.00	2-16
Sanjeev Raju	U11 Yellow	34	190	5	38.00	2-20

UNDER 11 BOWLING continued

Player	Team	Overs	Runs	Wickets	Average	Best
Alex Henry	U11 Navy	40	222	5	44.40	3-6
Louie Watt	U11 Yellow	41	229	5	45.80	2-9
Jack McAuliffe	U11 White	15	28	4	7.00	2-12
Darcy Lewis	U11 White	14	31	4	7.75	3-5
Luke Stein	U11 Yellow	15	37	4	9.25	2-9
Nicholas Muir	U11 Green	19	43	4	10.75	2-1
Jakub Bennett	U11 White	14	53	4	13.25	2-8
Angus Killen	U11 Silver	17	53	4	13.25	2-10
Dylan Treston	U11 Red	15	60	4	15.00	2-16
Noah Zanardo	U11 Green	19	60	4	15.00	2-12
Charlie White	U11 Blue	22	68	4	17.00	2-14
Hunter Price	U11 Blue	18	72	4	18.00	2-3
Daniel Lynn	U11 Grey	16	89	4	22.25	2-11
Liam Webb	U11 Purple	20	95	4	23.75	1-1
Joel Furnell	U11 Navy	22	100	4	25.00	2-12
Tom Stephens	U11 Grey	22.2	110	4	27.50	2-21
William Curr	U11 Grey	23	111	4	27.75	2-21
Anselm Cowley	U11 Black	16	133	4	33.25	2-31
Jack Liddy	U11 Yellow	33	138	4	34.50	2-17
Alexander Gordon	U11 Grey	25	152	4	38.00	2-40
Matthew Gant	U11 Purple	32	220	4	55.00	2-5
Jaxon Barwell	U11 White	14	42	3	14.00	1-0
Zak Warburton	U11 Blue	12	45	3	15.00	2-5
Sebastian Towler	U11 Green	14	48	3	16.00	1-1
William Hynes	U11 Green	20	58	3	19.33	2-19
Lachlan Gardner	U11 Black	15	59	3	19.67	1-5
Lewis Hicks	U11 Red	15	62	3	20.67	2-8
James Chapman	U11 Black	19	77	3	25.67	1-3
Jake Laherty	U11 Silver	15	78	3	26.00	1-4
Angus Tolhurst	U11 Purple	18	78	3	26.00	1-0
Freddie Power	U11 Red	14	82	3	27.33	1-15
Aiden Manderson	U11 Black	18	121	3	40.33	1-11
Isaac Mills	U11 Black	19	124	3	41.33	2-21
Cale Innes	U11 Grey	22	125	3	41.67	2-11
Roman Watt	U11 Yellow	32	125	3	41.67	1-8
Louis Sones	U11 Brown	27	128	3	42.67	1-1
Zeke Deacon	U11 Brown	32	142	3	47.33	1-6
Oscar Meutermans	U11 Brown	34	145	3	48.33	1-3
Nicholas Weaver	U11 Green	15.3	20	2	10.00	2-4
Luca Pulvirenti	U11 Orange	5	41	2	20.50	2-15
Braydon Nixon	U11 Red	13	44	2	22.00	1-2
Samuel Keogan	U11 White	15	45	2	22.50	2-11
Patrick Spooner	U11 White	14	47	2	23.50	1-7
Jaid Isai	U11 Blue	10	51	2	25.50	2-20
Ryan Hughes	U11 Blue	17	55	2	27.50	1-8
William Hunter	U11 Red	12	62	2	31.00	2-10
Louis Schnitzerling	U11 White	15	67	2	33.50	1-8
Patrick Byrne	U11 Purple	16.5	69	2	34.50	1-10
Patrick Newman	U11 Grey	21.3	74	2	37.00	1-4
Sofi Maddox	U11 White	16	79	2	39.50	1-18
Marcus Zipf	U11 Purple	19	84	2	42.00	1-5
Brent Humphreys	U11 Grey	18	89	2	44.50	2-23
Ashley Randall	U11 White	16	89	2	44.50	1-19
Finn Hellowell	U11 Silver	16	90	2	45.00	2-4
Max Wong	U11 Black	13	93	2	46.50	1-17
Like McGill	U11 Green	17	98	2	49.00	1-9
Hugo Powe	U11 Brown	31	159	2	79.50	1-31
Lucio Barbieri	U11 Yellow	38	188	2	94.00	1-5
Andrea Ortu	U11 Brown	1.4	5	1	5.00	1-5
George Fanning	U11 Orange	2	10	1	10.00	1-10
James Horton	U11 Orange	4.5	22	1	22.00	1-11
Nathan McKarzel	U11 White	13	23	1	23.00	1-3
Alex Sneddon	U11 Orange	4	23	1	23.00	1-7
Oliver Baker	U11 Navy	6	26	1	26.00	1-6
Harrison Willis	U11 Blue	6	30	1	30.00	1-24
Ethan Miles	U11 Orange	6	46	1	46.00	1-18
Henry Clark	U11 White	12	48	1	48.00	1-14
Dermot Fitzgerald	U11 Red	13	57	1	57.00	1-13

UNDER 11 BOWLING continued

Player	Team	Overs	Runs	Wickets	Average	Best
Ned Brassil	U11 Blue	22	64	1	64.00	1-25
Conor Foxlee	U11 Silver	11	65	1	65.00	1-0
Ethan Chapman	U11 Red	15	80	1	80.00	1-15
James Baker	U11 Navy	18	97	1	97.00	1-4
Rhys O'Shea	U11 Black	17	105	1	105.00	1-6
Ziggy Day	U11 Blue	18	107	1	107.00	1-14
Jasper Benson	U11 Black	18	123	1	123.00	1-20
Eddie Chapman	U11 Black	17	126	1	126.00	1-37
Liam Anderson	U11 Purple	17	145	1	145.00	1-30
Luke Porst	U11 Yellow	30	219	1	219.00	1-14
Jamieson Parkin	U11 Orange	6	16	0	0.00	0-1
Joshua Kerr	U11 Orange	3	25	0	0.00	0-4
Michael Pinney	U11 Black	8	27	0	0.00	0-3
Charles H Wilkinson	U11 Orange	5	28	0	0.00	0-10
Xavier Stiles	U11 Orange	4	36	0	0.00	0-18
Oliver White	U11 Orange	4	38	0	0.00	0-11
Matthew Pyman	U11 Red	14	46	0	0.00	0-1
Darcy O'Rourke	U11 White	15	52	0	0.00	0-7
Daniel Fitzgerald	U11 Red	12	55	0	0.00	0-7
James West	U11 Green	16	71	0	0.00	0-3
Flynn Hubbard	U11 Orange	14	86	0	0.00	0-15
Jeremy Vanderbyl	U11 Silver	14	89	0	0.00	0-9
James Swart	U11 Silver	12	95	0	0.00	0-5
Samuel Mead	U11 Silver	14	99	0	0.00	0-6
Luka Wilde	U11 Silver	15	108	0	0.00	0-1



Juniors Trophy Day at the Ashgrove Bowls Club. Thank you parents for supporting these events and getting your up and coming young players to training sessions and games throughout the season 😊



PLAYER STATISTICS – MODIFIED RULES GRADES U8 - U10

NOTE RE STATISTICS & RECORDS

Please note that all tables are based on team abstracts or MyCricket entries submitted by team volunteers. Care has been taken by these volunteers to help the club publish accurate tables but we apologise for any errors or omissions.

UNDER 10 BATTING

Player	Team	Matches	Innings	Best Score	Runs	Average	Catches / Stumpings	Run Outs
Andrew McLeod	10 Seals	15	15	54	549	36.60	9/0	4
Rhys Syrett	10 Koalas/Magpies	15	15	51	447	29.80	19/0	5
Max Clark	10 Crocodiles	13	13	45	400	30.77	6/1	7
Brodie Hollins	10 Kangaroos	15	15	53	396	26.40	9/0	2
Callum Vidler	10 Kookaburras	15	15	39	394	26.27	4/0	7
William Nash	10 Redbacks	14	14	39	377	26.93	2/0	3
Duncan Feltham	10 Goannas	14	14	52	375	26.79	0/0	0
Oliver Spence	10 Redbacks	15	15	42	374	24.93	6/0	12
Oscar Brown	10 Kangaroos	14	14	38	367	26.21	3/0	3
Ned Robin	10 Eagles	14	14	55	364	26.00	6/1	5
Jayden Draper	10 Brumbies	11	11	47	361	32.82	3/7	6
Rory Easton	10 Bunyips	13	13	43	359	27.62	14/0	9
Johnathon Davis	10 Quokkas	15	15	36	359	23.93	3/0	4
Hugh Streit	10 Geckos	14	14	43	353	25.21	8/1	10
Guy Hilditch	10 Kookaburras	15	15	47	353	23.53	9/0	9
Sol Hancock	10 Quokkas	15	15	43	343	22.87	3/0	5
Gerard Sheehan	10 Kangaroos	15	15	36	341	22.73	3/0	0
Ben McCann	10 Seals	16	15	35	340	22.67	3/0	1
Ethan Du Payne	10 Kookaburras	15	15	35	336	22.40	10/2	14
Zac Salter	10 Eagles	15	15	37	335	22.33	12/0	14
Nicholas Hatzipetrou	10 Wallabies	14	14	38	319	22.79	4/0	3
Jack Andrews	10 Seals	15	15	35	317	21.13	6/0	1
Henry Marton	10 Kangaroos	15	15	36	305	20.33	1/0	1
Aidan O'Connell	10 Dingoes	8	8	47	301	37.62	8/0	15
Jack Quinn	10 Seals	16	15	37	301	20.07	5/1	4
Riley Gaines	10 Seals	15	15	39	301	20.07	4/0	1
Oliver Skerl	10 Quokkas	15	15	30	300	20.00	3/0	2
Nicholas Henry	10 Brumbies	12	12	39	298	24.83	4/5	5
Charles McCauley	10 Wallabies	14	14	42	296	21.14	3/0	7
Hamish Telfer	10 Eagles	14	14	39	290	20.71	7/0	2
Cameron Hobart	10 Geckos	14	14	37	289	20.64	9/0	3
Reuben Jaimeson	10 Crocodiles	14	14	28	289	20.64	7/0	0
Jenson Cook	10 Seals	12	12	31	285	23.75	5/0	11
Jay Crighton	10 Eagles	14	14	28	285	20.36	6/0	7
Harry Parr	10 Bunyips	13	13	43	283	21.77	4/0	2
Bailey McCabe	10 Kookaburras	15	15	30	283	18.87	5/1	2
Ben Mackie-Smith	10 Geckos	14	14	33	282	20.14	2/0	3
Dominic Rowell	10 Crocodiles	14	14	35	281	20.07	6/2	1
Simon Marriott	10 Bunyips	12	12	31	274	22.83	5/0	4
Harrison Eason	10 Seals	15	15	35	272	18.13	4/0	7
Ben Watson	10 Crocodiles	13	13	30	270	20.77	9/1	3
Patrick Groom	10 Dingoes	7	7	54	267	38.14	2/0	6
Noah Maieroni	10 Brumbies	11	11	45	267	24.27	9/5	9
Harry McKim	10 Redbacks	13	13	32	266	20.46	3/0	8
Lachlan O'Neill	10 Koalas	13	13	32	265	20.38	5/0	2
Alice Barker	10 Crows/Seals	13	13	33	262	20.15	6/0	5
Ben Ferguson	10 Redbacks	13	13	27	261	20.08	8/0	6
Alexander Roe	10 Crocodiles	14	14	27	260	18.57	0/0	0
Joshua Hannell	10 Koalas	11	11	35	259	23.55	5/0	3
Fletcher Beasley	10 Seals	15	15	25	257	17.13	2/0	3
Tobias Graham	10 Seals	14	14	30	256	18.29	6/0	2
Matt Ribot	10 Kangaroos	15	15	27	256	17.07	2/0	4
Billy Nuss	10 Crows	7	7	44	251	35.86	3/0	6
Elijah Foxover	10 Bunyips	13	12	35	251	20.92	3/0	11
Oscar White	10 Goannas	14	14	31	251	17.93	2/0	0
Jock Horton	10 Goannas	12	12	34	249	20.75	0/0	0
Andrew Crook	10 Dingoes	8	8	46	242	30.25	4/0	2
Christopher Allen	10 Kookaburras	15	14	29	238	17.00	3/1	5

UNDER 10 BATTING continued

Player	Team	Matches	Innings	Best Score	Runs	Average	Catches / Stumpings	Run Outs
Samuel Mellick	10 Wallabies	14	13	30	233	17.92	9/0	7
Dylan Cooper	10 Kangaroos	14	14	34	233	16.64	2/0	1
Sam Burton	10 Crows/Eagles	13	13	30	232	17.85	1/0	4
Max Chapman	10 Goannas	14	14	34	232	16.57	0/0	1
Patrick Murray	10 Seals	15	14	38	232	16.57	8/0	3
Jack Thorpe	10 Foxes	7	7	48	231	33.00	4/0	1
Douglas Kirkland	10 Brumbies	11	11	34	231	21.00	1/6	5
Sabian Bell-Bray	10 Brumbies	12	12	31	230	19.17	3/5	3
Jack Love	10 Brumbies	10	10	36	228	22.80	0/2	0
Will Andrews	10 Wallabies	13	13	30	227	17.46	1/0	3
Nicholas Cummings	10 Falcons/Wallabies	15	15	24	227	15.13	3/0	1
Rory O'Brien	10 Crocodiles	13	13	30	226	17.38	5/2	3
Fraser Pye	10 Dingoes	8	8	38	223	27.88	1/0	3
Cooper O'Rourke	10 Redbacks	14	14	21	221	15.79	1/0	5
Nicholas Keir	10 Brumbies	12	12	31	220	18.33	2/7	6
William Brady	10 Crocodiles	13	13	23	220	16.92	0/0	0
Toby Anderson	10 Dingoes	7	7	40	219	31.29	3/0	4
Louis Rogers	10 Geckos	13	13	35	217	16.69	7/0	5
Luke Mitovski	10 Seals	14	14	22	217	15.50	3/0	5
Thomas Mitchell	10 Redbacks	14	14	25	216	15.43	6/0	6
Harry Cope	10 Eagles	13	13	31	215	16.54	4/0	6
Joseph Ikin	10 Wallabies	13	13	30	215	16.54	5/1	6
Julian Dargie	10 Wallabies	14	14	25	214	15.29	4/1	6
Max Hardcastle	10 Kangaroos	15	15	23	214	14.27	3/1	0
Oliver Wood	10 Quokkas	15	15	25	213	14.20	0/0	1
Andrew Miller	10 Crows	7	7	48	212	30.29	0/0	1
Angus Henderson	10 Quokkas	14	14	26	212	15.14	2/0	5
Orlando Bell-Bray	10 Brumbies	12	12	27	211	17.58	0/4	7
Liam Roodhouse	10 Geckos	14	14	31	209	14.93	0/0	4
Rory Bliss	10 Goannas	14	14	22	208	14.86	0/0	0
Ronan Mellick	10 Goannas	10	10	35	207	20.70	1/0	0
Ryan Meiers	10 Geckos	12	12	28	207	17.25	3/0	1
Casper Cole	10 Geckos	13	13	34	206	15.85	2/0	6
Finlay Ambrose	10 Redbacks	11	11	38	205	18.64	3/0	5
Xavier Evans	10 Redbacks	14	14	28	205	14.64	4/0	7
Lachlan Jenkins	10 Bunyips	11	11	29	204	18.55	4/0	1
Ben Reinke	10 Kookaburras	14	14	23	204	14.57	3/0	3
Ben Courtenay	10 Falcons/Quokkas	14	14	31	203	14.50	1/0	3
Thomas Aldridge	10 Kangaroos	14	14	22	202	14.43	1/0	0
Josh Waite	10 Dingoes	7	7	39	197	28.14	4/0	0
Aidan Stream	10 Geckos	13	13	27	196	15.08	4/1	7
Rigby Wilson	10 Wallabies	14	13	30	195	15.00	1/0	2
Ben Adams	10 Foxes	7	7	37	194	27.71	2/0	2
Hartley Harrison	10 Quokkas	14	14	34	191	13.64	2/0	2
Matthew Wheeler	10 Kookaburras	14	14	22	191	13.64	0/0	0
Rudy Coulam	10 Crocodiles	14	14	22	188	13.43	0/0	0
Joshua Andersen	10 Quokkas	12	12	25	186	15.50	3/0	2
Jamie Guthrie	10 Geckos	14	14	22	185	13.21	5/0	10
Nate Ffrench	10 Kookaburras	15	15	26	185	12.33	1/0	0
Orlando Leavy	10 Dingoes	8	8	31	183	22.88	1/0	1
Sam Fowler	10 Kangaroos	15	15	18	181	12.07	3/0	0
Finn Thorpe	10 Foxes	7	7	39	179	25.57	0/0	1
Patrick Gavin	10 Magpies	8	8	33	177	22.12	2/0	0
Charlie Breedon	10 Eagles	13	13	25	176	13.54	1/0	2
Lachlan Robertson	10 Wallabies	7	7	38	175	25.00	0/0	2
Parker Boyle	10 Quokkas	12	12	30	175	14.58	4/0	3
Oscar Burg	10 Dingoes	7	7	30	172	24.57	1/0	1
Declan Frechtling	10 Geckos	14	14	23	172	12.29	0/0	2
Kaleb Collings	10 Eagles	14	13	25	170	13.08	7/0	4
Lachlan Huntley	10 Redbacks	12	12	27	169	14.08	1/0	1
Ross Phillips	10 Eagles	12	12	21	169	14.08	5/0	3
William Gullo	10 Dingoes	6	6	45	167	27.83	3/0	1
Dylan Gant	10 Brumbies	12	12	24	167	13.92	0/2	2
Leo Copeman-Hill	10 Kookaburras	14	14	27	167	11.93	7/0	9
Luca Nowlan	10 Goannas	14	14	22	167	11.93	0/0	0
Tasman Barry	10 Falcons	7	7	34	162	23.14	2/0	1
Jonnie Campbell	10 Goannas	13	13	23	162	12.46	0/0	0

UNDER 10 BATTING continued

Player	Team	Matches	Innings	Best Score	Runs	Average	Catches / Stumpings	Run Outs
Sam Allpass	10 Kangaroos	14	14	16	162	11.57	2/0	1
Callum MacLeod	10 Kookaburras	8	8	26	153	19.12	2/0	4
Hugo Forster	10 Crocodiles	14	14	19	153	10.93	2/0	1
Aaron Stachurski	10 Eagles	14	14	25	150	10.71	0/0	0
Jett Beaufort	10 Brumbies	7	7	31	149	21.29	6/10	1
Tom Horton	10 Falcons	8	8	25	148	18.50	0/0	1
Connor Waite	10 Crows	7	7	31	147	21.00	2/0	1
Max Zahner	10 Koalas	13	13	19	147	11.31	0/2	0
Nicholas Lavis	10 Crows	6	6	34	146	24.33	1/0	0
Fred Steane-Bear	10 Bunyips	13	13	20	146	11.23	2/0	3
Nicholas Griffin	10 Magpies	8	8	25	145	18.12	1/1	0
James Prole	10 Foxes	7	7	28	144	20.57	3/0	5
Tom Maguire	10 Falcons	8	8	33	142	17.75	3/0	2
Jack Dunne	10 Goannas	13	13	17	142	10.92	0/0	0
Alexander Duncan-Payne	10 Bunyips	12	12	20	141	11.75	1/0	3
Jackson Hanigan	10 Dingoes	7	7	42	140	20.00	5/0	0
Cooper Caines	10 Wallabies	14	14	15	138	9.86	5/1	0
Fitzgerald, Elton	10 Wallabies	7	7	33	137	19.57	0/1	4
Hugo Russ	10 Wallabies	7	7	34	135	19.29	2/0	1
Alex Crethar	10 Kookaburras	15	15	16	135	9.00	0/0	0
Charlie Bergman	10 Koalas	6	6	34	134	22.33	2/0	2
Joe Stephens	10 Dingoes	7	7	31	133	19.00	4/0	2
Will Burton	10 Falcons	8	8	34	133	16.62	0/0	3
Jude Seton	10 Koalas	6	6	36	131	21.83	2/0	1
Louis Parer	10 Crows	7	7	23	131	18.71	0/0	3
Flynn Salisbury	10 Koalas	12	12	18	131	10.92	3/0	3
Ronan Wicks	10 Foxes	7	7	24	129	18.43	0/0	1
Nick Gallagher	10 Foxes	6	6	38	127	21.17	5/0	1
Jonathan Parry	10 Crows	7	7	31	127	18.14	2/0	0
Cusack, Tom	10 Falcons	8	8	20	126	15.75	0/0	0
Annabella Shannon	10 Crows	6	6	30	125	20.83	0/0	0
Thomas Prole	10 Foxes	7	7	27	125	17.86	1/0	2
Genevieve Bond	10 Falcons	7	7	24	124	17.71	1/0	2
Oscar Smith	10 Quokkas	7	7	30	124	17.71	0/0	1
Lachlan Mackay	10 Crows	5	5	27	122	24.40	4/0	2
Petersen, Charlie	10 Wallabies	7	7	26	122	17.43	1/0	1
Joseph Gentile	10 Bunyips	13	12	17	120	10.00	3/0	0
Sam Harris	10 Koalas	13	13	13	119	9.15	0/0	1
Jack Dewar	10 Quokkas	7	7	27	117	16.71	3/0	4
Tom Kitson	10 Bunyips	11	11	16	115	10.45	3/0	3
Thomas Hurwood	10 Magpies	8	8	22	113	14.12	1/0	0
Isaac Richardson	10 Crocodiles	10	10	20	113	11.30	0/0	0
Zachary Vivian	10 Redbacks	12	12	15	113	9.42	0/0	3
Jim McCall	10 Magpies	8	8	22	107	13.38	1/0	0
Rohan Cahill	10 Magpies	8	8	22	107	13.38	0/0	0
Henry France	10 Foxes	7	7	23	106	15.14	1/0	1
Oliver Barrie	10 Bunyips	12	12	17	106	8.83	1/0	1
Joseph Whitten	10 Foxes	5	5	22	104	20.80	1/0	0
Callum Craig	10 Eagles	14	14	15	104	7.43	0/0	2
George Lum	10 Redbacks	12	12	13	102	8.50	1/0	2
Spencer Sharman	10 Foxes	7	6	26	101	16.83	0/0	1
Flynn Daglish	10 Koalas	9	9	16	99	11.00	2/1	2
Robert Pearson	10 Kangaroos	6	6	30	97	16.17	1/0	0
Aidan Gomez	10 Brumbies	10	10	16	97	9.70	0/1	1
Zak Pherous	10 Goannas	4	4	30	96	24.00	1/0	5
Alex Brown	10 Crocodiles	6	6	23	93	15.50	1/0	0
Ioan Nicholls	10 Falcons	7	7	19	90	12.86	0/0	4
Patrick Smith	10 Magpies	8	8	21	85	10.62	1/0	0
Harry Mainey	10 Crocodiles	6	6	22	83	13.83	1/0	1
Thomas Brentnall	10 Wallabies	5	5	26	76	15.20	2/0	2
Benjamin Parry	10 Falcons	8	8	14	76	9.50	0/0	1
Lachlan Anderson	10 Koalas	9	9	14	76	8.44	0/0	0
Jude Spann	10 Magpies	8	8	17	75	9.38	2/0	0
Aidan Herder	10 Bunyips	6	6	16	74	12.33	1/0	1
Kees Meijers	10 Koalas	6	6	18	74	12.33	0/0	1
Samuel Purcell	10 Quokkas	7	7	22	73	10.43	2/0	1
Jake Stein	10 Koalas	5	5	19	71	14.20	1/2	0

UNDER 10 BATTING continued

Player	Team	Matches	Innings	Best Score	Runs	Average	Catches / Stumpings	Run Outs
Oliver Rawnsley	10 Magpies	8	8	13	70	8.75	0/0	0
Jessica McGill	10 Foxes	4	4	22	66	16.50	0/0	1
Jack Walker	10 Magpies	8	8	16	64	8.00	1/0	0
Cruz Day	10 Goannas	6	6	13	63	10.50	1/0	0
William Kennewell	10 Geckos	9	9	13	62	6.89	0/0	2
Aidan Laubscher	10 Magpies	8	8	12	60	7.50	0/0	0
Alex Hughes	10 Goannas	6	6	16	54	9.00	0/0	0
Cormac Flanagan	10 Koalas	7	7	13	50	7.14	0/0	1
Joshua Lotzvie	10 Koalas	5	5	13	47	9.40	1/0	0
Riley Daghish	10 Koalas	2	2	23	45	22.50	2/0	0
Roman Watt	10 Foxes	1	1	30	30	30.00	0/0	0
Matthew Sharland	10 Foxes	1	1	11	11	11.00	0/0	0

UNDER 10 BOWLING

Player	Team	Overs	Runs	Wickets	Average	Best
Callum Vidler	10 Kookaburras	43	245	25	9.80	5-22
Brodie Hollins	10 Kangaroos	44	182	24	7.58	4-6
Charles McCauley	10 Wallabies	40	183	23	7.96	4-12
Sol Hancock	10 Quokkas	56	367	23	15.96	4-17
Jack Andrews	10 Seals	38	227	21	10.81	5-11
Leo Copeman-Hill	10 Kookaburras	40	193	20	9.65	5-11
Will Andrews	10 Wallabies	39	236	20	11.80	5-42
Jack Quinn	10 Seals	45	252	20	12.60	5-9
Joseph Ikin	10 Wallabies	37	170	19	8.95	3-4
Alexander Roe	10 Crocodiles	39	176	19	9.26	5-5
Lachlan Robertson	10 Wallabies	23	118	18	6.56	5-19
Henry Marton	10 Kangaroos	44	290	18	16.11	3-20
Samuel Mellick	10 Wallabies	39	197	17	11.59	4-12
William Brady	10 Crocodiles	35	206	17	12.12	4-17
Fletcher Beasley	10 Seals	43	250	17	14.71	3-14
Max Zahner	10 Koalas	42	286	17	16.82	5-19
Cooper O'Rourke	10 Redbacks	42	185	16	11.56	3-24
Gerard Sheehan	10 Kangaroos	43	200	16	12.50	4-17
Oscar Brown	10 Kangaroos	40	200	16	12.50	6-6
Oliver Spence	10 Redbacks	44	203	16	12.69	3-6
Johnathon Davis	10 Quokkas	49	287	16	17.94	3-5
Ben Watson	10 Crocodiles	34	164	15	10.93	4-13
Julian Dargie	10 Wallabies	39	185	15	12.33	3-5
Harry McKim	10 Redbacks	40	190	15	12.67	3-12
Joshua Hannell	10 Koalas	33	159	14	11.36	3-4
Max Clark	10 Crocodiles	35	168	14	12.00	4-13
Lachlan Jenkins	10 Bunyips	34	181	14	12.93	4-19
Matt Ribot	10 Kangaroos	42	224	14	16.00	3-19
Dominic Rowell	10 Crocodiles	38	230	14	16.43	3-7
Jamie Guthrie	10 Geckos	42	247	14	17.64	3-21
Bailey McCabe	10 Kookaburras	43	260	14	18.57	4-12
Kaleb Collings	10 Eagles	43	260	14	18.57	4-12
Hugh Streit	10 Geckos	40	273	14	19.50	3-15
Oscar White	10 Goannas	49	284	14	20.29	3-19
Jayden Draper	10 Brumbies	32	163	13	12.54	3-19
Noah Maieronni	10 Brumbies	32	164	13	12.62	2-10
Sabian Bell-Bray	10 Brumbies	36	203	13	15.62	4-22
Alice Barker	10 Crows/Seals	38	206	13	15.85	4-8
Rhys Syrett	10 Koalas/Magpies	45	216	13	16.62	3-5
Ben Ferguson	10 Redbacks	40	225	13	17.31	3-20
Cooper Caines	10 Wallabies	38	243	13	18.69	3-10
Rory O'Brien	10 Crocodiles	39	248	13	19.08	3-22
Fraser Pye	10 Dingoes	26	87	12	7.25	3-1
Andrew Crook	10 Dingoes	22	91	12	7.58	3-25
Isaac Richardson	10 Crocodiles	24	160	12	13.33	4-8
Douglas Kirkland	10 Brumbies	34	165	12	13.75	3-4
Max Chapman	10 Goannas	42	206	12	17.17	2-15
Ross Phillips	10 Eagles	35	215	12	17.92	4-20
Sam Burton	10 Crows/Eagles	40	228	12	19.00	2-10
Harry Parr	10 Bunyips	40	241	12	20.08	4-27

UNDER 10 BOWLING continued

Player	Team	Overs	Runs	Wickets	Average	Best
Hugo Forster	10 Crocodiles	37	256	12	21.33	3-28
Rory Easton	10 Bunyips	40	263	12	21.92	3-15
Thomas Aldridge	10 Kangaroos	39	265	12	22.08	5-11
Ben McCann	10 Seals	46	266	12	22.17	3-17
Zac Salter	10 Eagles	44	277	12	23.08	2-9
Nate Ffrench	10 Kookaburras	46	321	12	26.75	2-19
Aidan O'Connell	10 Dingoes	25	122	11	11.09	3-2
Jenson Cook	10 Seals	30	145	11	13.18	3-9
Dylan Cooper	10 Kangaroos	40	234	11	21.27	2-11
Harrison Eason	10 Seals	40	236	11	21.45	2-6
Casper Cole	10 Geckos	37	245	11	22.27	5-9
Ben Reinke	10 Kookaburras	40	257	11	23.36	3-19
Ethan Du Payne	10 Kookaburras	45	257	11	23.36	2-11
Christopher Allen	10 Kookaburras	42	267	11	24.27	2-11
Andrew McLeod	10 Seals	44	272	11	24.73	2-14
Alexander Duncan-Payne	10 Bunyips	38	281	11	25.55	2-13
Hamish Telfer	10 Eagles	43	283	11	25.73	3-18
Nicholas Cummings	10 Falcons/Wallabies	48	314	11	28.55	4-5
Billy Nuss	10 Crows	24	173	10	17.30	3-16
William Kennewell	10 Geckos	28	180	10	18.00	3-14
Nicholas Henry	10 Brumbies	30	182	10	18.20	3-17
Rigby Wilson	10 Wallabies	37	190	10	19.00	3-3
Sam Harris	10 Koalas	41	224	10	22.40	2-11
Guy Hilditch	10 Kookaburras	41	252	10	25.20	2-22
Jonnie Campbell	10 Goannas	38	256	10	25.60	3-23
Ned Robin	10 Eagles	43	261	10	26.10	3-12
Sam Fowler	10 Kangaroos	43	285	10	28.50	2-12
Andrew Miller	10 Crows	23	107	9	11.89	3-5
Patrick Gavin	10 Magpies	24	113	9	12.56	4-13
Ben Adams	10 Foxes	22	121	9	13.44	3-18
Jack Love	10 Brumbies	27	123	9	13.67	2-19
Patrick Smith	10 Magpies	21	138	9	15.33	3-23
Rohan Cahill	10 Magpies	23	138	9	15.33	2-12
Charlie Bergman	10 Koalas	20	154	9	17.11	3-11
Nicholas Hatzipetrou	10 Wallabies	39	173	9	19.22	2-17
Thomas Mitchell	10 Redbacks	36	212	9	23.56	2-6
Orlando Bell-Bray	10 Brumbies	31	213	9	23.67	2-18
Cameron Hobart	10 Geckos	42	216	9	24.00	3-8
Louis Rogers	10 Geckos	36	252	9	28.00	2-15
Jay Crighton	10 Eagles	43	266	9	29.56	2-8
Alex Crethar	10 Kookaburras	42	293	9	32.56	2-4
Oliver Skerl	10 Quokkas	48	357	9	39.67	3-12
Oliver Wood	10 Quokkas	49	392	9	43.56	1-18
Toby Anderson	10 Dingoes	21	74	8	9.25	3-13
Joe Stephens	10 Dingoes	20	95	8	11.88	2-7
Josh Waite	10 Dingoes	20	116	8	14.50	3-10
Jude Seton	10 Koalas	19	116	8	14.50	3-14
Callum MacLeod	10 Kookaburras	23	132	8	16.50	4-10
Ryan Meiers	10 Geckos	36	223	8	27.88	3-8
Nicholas Keir	10 Brumbies	34	227	8	28.38	1-8
Ben Mackie-Smith	10 Geckos	39	235	8	29.38	2-13
Reuben Jaimeson	10 Crocodiles	38	243	8	30.38	4-30
Luca Nowlan	10 Goannas	45	278	8	34.75	2-20
Thomas Hurwood	10 Magpies	22	142	7	20.29	2-23
Tom Kitson	10 Bunyips	31	177	7	25.29	3-12
Cusack, Tom	10 Falcons	27	184	7	26.29	2-23
Elijah Foxover	10 Bunyips	40	218	7	31.14	2-28
Harry Cope	10 Eagles	39	227	7	32.43	2-15
Flynn Salisbury	10 Koalas	36	230	7	32.86	3-14
Xavier Evans	10 Redbacks	40	232	7	33.14	2-2
Liam Roodhouse	10 Geckos	41	253	7	36.14	4-12
Luke Mitovski	10 Seals	38	277	7	39.57	2-17
Matthew Wheeler	10 Kookaburras	40	290	7	41.43	2-18
Angus Henderson	10 Quokkas	38	302	7	43.14	3-27
Zak Pherous	10 Goannas	10	52	6	8.67	3-6
Oscar Burg	10 Dingoes	20	76	6	12.67	2-11
William Gullo	10 Dingoes	18	85	6	14.17	3-17
Joseph Whitten	10 Foxes	16	91	6	15.17	3-24

UNDER 10 BOWLING continued

Player	Team	Overs	Runs	Wickets	Average	Best
Jack Thorpe	10 Foxes	21	145	6	24.17	3-22
Henry France	10 Foxes	22	146	6	24.33	3-10
Jack Dewar	10 Quokkas	23	157	6	26.17	3-10
Tom Maguire	10 Falcons	29	180	6	30.00	2-13
Zachary Vivian	10 Redbacks	36	232	6	38.67	1-3
Ronan Mellick	10 Goannas	33	233	6	38.83	2-22
Charlie Breedon	10 Eagles	39	240	6	40.00	2-18
Lachlan O'Neill	10 Koalas	41	252	6	42.00	1-5
Riley Gaines	10 Seals	39	252	6	42.00	2-10
Duncan Feltham	10 Goannas	42	261	6	43.50	4-23
Sam Allpass	10 Kangaroos	40	264	6	44.00	2-18
Ben Courtenay	10 Falcons/Quokkas	42	270	6	45.00	2-21
Joseph Gentile	10 Bunyips	40	275	6	45.83	1-9
Patrick Murray	10 Seals	39	276	6	46.00	2-18
Oliver Barrie	10 Bunyips	36	283	6	47.17	2-31
Callum Craig	10 Eagles	39	289	6	48.17	1-9
Rory Bliss	10 Goannas	41	294	6	49.00	2-17
Max Hardcastle	10 Kangaroos	44	305	6	50.83	2-14
Aidan Herder	10 Bunyips	17	57	5	11.40	2-10
Harry Mainey	10 Crocodiles	15	75	5	15.00	2-13
James Prole	10 Foxes	20	99	5	19.80	2-11
Jackson Hanigan	10 Dingoes	21	100	5	20.00	2-9
Finn Thorpe	10 Foxes	21	105	5	21.00	2-19
Jett Beaufort	10 Brumbies	17	109	5	21.80	2-12
Nick Gallagher	10 Foxes	19	122	5	24.40	1-15
Flynn DGLISH	10 Koalas	27	163	5	32.60	2-3
Oliver Rawnsley	10 Magpies	23	170	5	34.00	2-13
George Lum	10 Redbacks	34	191	5	38.20	2-17
Lachlan Huntley	10 Redbacks	37	224	5	44.80	2-16
William Nash	10 Redbacks	40	231	5	46.20	2-27
Jock Horton	10 Goannas	40	236	5	47.20	1-9
Declan Frechtling	10 Geckos	41	275	5	55.00	1-14
Aidan Stream	10 Geckos	36	285	5	57.00	2-11
Hartley Harrison	10 Quokkas	42	339	5	67.80	2-6
Robert Pearson	10 Kangaroos	17	82	4	20.50	2-12
Hugo Russ	10 Wallabies	18	88	4	22.00	1-10
Patrick Groom	10 Dingoes	21	99	4	24.75	1-3
Fitzgerald, Elton	10 Wallabies	18	106	4	26.50	2-16
Jim McCall	10 Magpies	21	120	4	30.00	2-11
Samuel Purcell	10 Quokkas	24	139	4	34.75	2-29
Aidan Laubscher	10 Magpies	23	145	4	36.25	2-23
Nicholas Lavis	10 Crows	19	146	4	36.50	2-39
Ronan Wicks	10 Foxes	20	147	4	36.75	2-5
Jude Spann	10 Magpies	20	156	4	39.00	2-16
Finlay Ambrose	10 Redbacks	30	160	4	40.00	2-7
Aidan Gomez	10 Brumbies	22	171	4	42.75	2-28
Simon Marriott	10 Bunyips	34	201	4	50.25	1-17
Jack Dunne	10 Goannas	37	280	4	70.00	1-11
Jake Stein	10 Koalas	15	95	3	31.67	2-11
Annabella Shannon	10 Crows	16	109	3	36.33	1-14
Nicholas Griffin	10 Magpies	23	128	3	42.67	1-9
Alex Brown	10 Crocodiles	18	138	3	46.00	1-24
Tasman Barry	10 Falcons	21	147	3	49.00	1-6
Orlando Leavy	10 Dingoes	23	160	3	53.33	1-8
Jonathan Parry	10 Crows	25	181	3	60.33	2-29
Lachlan Anderson	10 Koalas	28	184	3	61.33	1-8
Oscar Smith	10 Quokkas	24	185	3	61.67	3-20
Tom Horton	10 Falcons	25	199	3	66.33	1-14
Tobias Graham	10 Seals	32	228	3	76.00	2-34
Parker Boyle	10 Quokkas	33	235	3	78.33	2-10
Joshua Andersen	10 Quokkas	37	243	3	81.00	1-25
Rudy Coulam	10 Crocodiles	38	246	3	82.00	1-9
Aaron Stachurski	10 Eagles	38	268	3	89.33	2-10
Matthew Sharland	10 Foxes	3	28	2	14.00	2-28
Jack Walker	10 Magpies	14	67	2	33.50	2-11
Petersen, Charlie	10 Wallabies	19	104	2	52.00	2-14
Lachlan Mackay	10 Crows	16	109	2	54.50	2-28
Genevieve Bond	10 Falcons	19	126	2	63.00	2-29

UNDER 10 BOWLING continued

Player	Team	Overs	Runs	Wickets	Average	Best
Cormac Flanagan	10 Koalas	21	130	2	65.00	2-10
Connor Waite	10 Crows	23	131	2	65.50	1-21
Thomas Prole	10 Foxes	21	132	2	66.00	1-15
Kees Meijers	10 Koalas	19	150	2	75.00	1-29
Will Burton	10 Falcons	24	164	2	82.00	1-16
Dylan Gant	10 Brumbies	35	209	2	104.50	1-12
Fred Steane-Bear	10 Bunyips	41	299	2	149.50	1-21
Riley Daghish	10 Koalas	7	44	1	44.00	1-33
Thomas Brentnall	10 Wallabies	12	52	1	52.00	1-11
Jessica McGill	10 Foxes	12	107	1	107.00	1-27
Joshua Lotzvie	10 Koalas	15	107	1	107.00	1-18
Ioan Nicholls	10 Falcons	20	133	1	133.00	1-18
Louis Parer	10 Crows	22	150	1	150.00	1-26
Benjamin Parry	10 Falcons	24	200	1	200.00	1-12
Roman Watt	10 Foxes	3	21	0	-	0-21
Cruz Day	10 Goannas	15	117	0	-	0-6
Alex Hughes	10 Goannas	17	127	0	-	0-12
Spencer Sharman	10 Foxes	19	149	0	-	0-12



Congratulations to Ned Robin of the Under 10 Eagles for scoring his debut half-century in the last game of the season.



Congratulations to Leo Copeman-Hill of the Under 10 Kookaburras for getting his first hat-trick.

UNDER 9 BATTING

Player	Team	Matches	Innings	Best Score	Runs	Average	Catches / Stumpings	Run Outs
Oliver Boiston	9 Lions	13	13	55	482	37.08	0/0	17
Roman Watt	9 Wombats	13	13	50	479	36.85	5/0	11
Joel Ephraims	9 Seals	12	11	55	444	40.36	4/0	25
Jackson Williams	9 Bilbys	13	13	52	422	32.46	1/6	3
Hamish Sorensen-Bews	9 Bats	13	13	44	405	31.15	3/0	10
Christian Sorensen-Bews	9 Bats	13	13	42	369	28.38	1/0	12
Harry Groom	9 Orcas	13	13	36	359	27.62	0/0	9
Thomas C Williams	9 Bilbys	13	13	39	353	27.15	3/2	4
Heath Tallon	9 Bats	12	12	50	344	28.67	6/0	4
James Young	9 Goannas	12	12	39	339	28.25	0/0	2
Thomas Wex	9 Ostriches	13	13	41	339	26.08	0/0	0
Matthew Sharland	9 Owls	13	13	45	320	24.62	1/0	9
Harry Frost	9 Dolphins	13	13	42	315	24.23	1/1	14
William Nickelson	9 Dolphins	12	12	39	310	25.83	5/0	10
Dylan Hollins	9 Lions	13	13	35	308	23.69	0/0	8
Hayden Jones	9 Bats	13	13	38	307	23.62	1/0	6
Noah Coco	9 Dolphins	11	11	41	301	27.36	2/0	7
Flynn Cleary	9 Bilbys	13	13	33	300	23.08	4/3	5
Oliver Forbes	9 Seals	13	13	32	298	22.92	0/0	16
Dominic Schnitzerling	9 Lions	12	12	36	294	24.50	0/0	12
Parker Donovan	9 Sharks	13	13	35	289	22.23	2/0	10
Sam Schultz	9 Lions	12	12	40	282	23.50	0/0	8
Charlie Harris	9 Owls	12	12	37	278	23.17	3/0	6
Thomas Williams	9 Geckos	12	12	33	272	22.67	1/0	5
Leo Henry	9 Sugargliders	11	11	37	268	24.36	0/0	0
Riley Daglish	9 Goannas	12	12	33	267	22.25	1/0	2
Sam Andrews	9 Geckos	12	12	36	265	22.08	0/0	3
Finlay Morison	9 Sugargliders	11	11	38	261	23.73	0/0	0
Jake Davidson	9 Dolphins	13	13	30	261	20.08	0/0	11
Jude Knapp	9 Geckos	11	11	33	260	23.64	0/0	4
Cooper Fitzpatrick	9 Ostriches	10	9	39	258	28.67	0/0	0
Joseph Whitten	9 Dingoes	12	12	34	257	21.42	3/0	7
Xavier Copley	9 Crocodiles	10	10	37	254	25.40	0/0	0
Charlie Gaspar	9 Seals	13	12	30	252	21.00	0/0	13
Nick Gullo	9 Dingoes	12	12	42	251	20.92	3/0	16
Harrison Willis	9 Sharks	12	12	27	249	20.75	1/0	14
Lachlan McGeever	9 Seals	13	12	33	246	20.50	3/0	8
Caleb Landsberg	9 Goannas	12	12	34	245	20.42	2/0	3
Spencer Mahoney	9 Dingoes	13	13	36	242	18.62	8/0	12
Thomas Hicks	9 Geckos	12	12	30	238	19.83	1/0	4
Leo Grimson	9 Bilbys	12	12	33	237	19.75	2/6	2
Tom Hallion	9 Crows	10	10	47	236	23.60	0/1	2
Alex Apelt	9 Wombats	13	13	29	236	18.15	0/0	7
James De Stefani	9 Foxes	12	12	38	233	19.42	2/0	3
Bailey Smith	9 Zebras	11	11	40	232	21.09	2/0	1
Jake Benson	9 Bilbys	13	13	29	231	17.77	1/1	6
Michael Garske	9 Ostriches	12	12	31	228	19.00	0/0	0
Archie Hrstich	9 Wombats	13	12	28	227	18.92	0/0	4
Thomas Howard	9 Foxes	12	12	32	225	18.75	1/0	5
Denis Sheahan	9 Foxes	11	11	40	223	20.27	0/0	10
Byron Johnstone	9 Owls	12	11	27	221	20.09	0/0	1
Robbie Power	9 Owls	12	12	33	221	18.42	1/0	12
Angus Bosse	9 Owls	11	11	30	219	19.91	0/0	6
Tom Dreghorn	9 Sharks	13	13	39	216	16.62	0/0	7
Abby Harris	9 Bandicoots	12	12	30	212	17.67	0/0	1
Jasper Bamford	9 Bats	12	12	24	212	17.67	1/0	2
Tristan Tinetti	9 Bats	12	12	29	212	17.67	0/0	3
Maxton Murray	9 Geckos	11	11	36	210	19.09	0/0	2
Riley Muller	9 Bandicoots	11	11	31	207	18.82	1/0	2
Will Rogers	9 Zebras	11	11	36	207	18.82	1/1	4
Carter Sloan	9 Sugargliders	12	12	28	207	17.25	0/0	0
Kai Staby	9 Crocodiles	10	10	30	205	20.50	0/0	0
Kai Croft	9 Goannas	10	10	39	204	20.40	0/0	2
Lucas Hancock	9 Wombats	12	12	33	201	16.75	0/0	2
Jack Yeomans	9 Orcas	12	12	28	199	16.58	0/0	4
Cooper Price	9 Sugargliders	10	10	27	198	19.80	0/0	0
Harry Gulliver	9 Sugargliders	10	10	34	198	19.80	0/0	0

UNDER 9 BATTING continued

Player	Team	Matches	Innings	Best Score	Runs	Average	Catches / Stumpings	Run Outs
Sam Collins	9 Orcas	13	13	25	196	15.08	0/0	4
Harrison Pope	9 Crocodiles	10	10	33	192	19.20	0/0	0
Danny O'Rourke	9 Dingoes	13	13	24	190	14.62	1/1	6
Lucas Waite	9 Sharks	13	13	28	190	14.62	0/0	3
Adam Burnell	9 Wombats	13	13	32	189	14.54	0/0	2
Mitchell Henderson	9 Goannas	12	12	30	187	15.58	0/0	2
Jack Smith	9 Dolphins	12	12	26	186	15.50	0/0	6
Max Lyons	9 Goannas	12	12	29	186	15.50	1/0	3
Sacha Eddy	9 Bandicoots	12	12	30	185	15.42	0/0	4
Thomas Simpson	9 Owls	12	12	22	182	15.17	0/0	7
Finn Gallagher	9 Owls	12	12	23	179	14.92	0/0	4
Joseph Lewis	9 Geckos	11	11	27	176	16.00	1/0	0
Will Siddle	9 Crocodiles	10	10	22	173	17.30	0/0	0
Thomas Huey	9 Bilbys	13	13	22	173	13.31	1/4	5
Daniel Casey	9 Crocodiles	10	10	27	172	17.20	0/0	0
Henry Lambley	9 Seals	13	12	27	169	14.08	1/0	13
Joseph Walsh	9 Foxes	12	12	27	169	14.08	0/0	4
Jack Kirkland	9 Sharks	13	13	26	169	13.00	0/0	10
Hamish Dyce	9 Goannas	8	8	30	167	20.88	0/0	1
Oscar Clay	9 Sugargliders	11	11	27	167	15.18	0/0	0
Angelos Saragossi	9 Orcas	11	11	23	166	15.09	0/0	4
James Cope	9 Bats	13	13	23	165	12.69	1/0	4
Oliver Gordon	9 Ostriches	13	13	25	164	12.62	0/0	0
Harvey Cole	9 Foxes	12	12	28	162	13.50	0/0	4
William McNee	9 Zebras	12	12	24	162	13.50	0/0	4
Daniel Johnson	9 Zebras	11	11	24	161	14.64	1/0	2
Thomas Keogh	9 Crows	9	9	38	160	17.78	0/1	6
Charlie Scarcella	9 Orcas	13	13	23	160	12.31	0/0	4
Campbell Wigmore	9 Sugargliders	9	9	30	159	17.67	0/0	0
Robert Cochrane	9 Ostriches	11	11	25	159	14.45	0/0	0
Henry O'Malley	9 Crows	10	10	27	158	15.80	0/0	3
Joseph Petrie-Repar	9 Wombats	8	8	24	155	19.38	0/0	1
Max Bathersby	9 Dolphins	12	12	19	155	12.92	0/0	4
Harry Macdonald	9 Crows	10	10	30	153	15.30	0/0	7
Sam Hyne	9 Foxes	6	6	34	150	25.00	0/0	2
Billie Ryan	9 Bandicoots	11	11	31	144	13.09	0/3	4
Will Barnett	9 Wombats	12	12	18	144	12.00	0/0	3
Matthew O'Keefe	9 Ostriches	13	13	24	144	11.08	0/0	0
Harry Douglas	9 Zebras	11	11	22	143	13.00	1/0	1
Hugo Cunneen	9 Seals	11	10	32	142	14.20	1/0	8
Charlotte Russell	9 Bandicoots	12	12	25	140	11.67	0/0	1
Harry Steedman	9 Crocodiles	10	9	27	139	15.44	0/0	0
Isaac Lynn	9 Dingoes	12	12	25	139	11.58	0/2	3
Joshua Knuth	9 Lions	12	12	17	138	11.50	0/0	5
Renee Toy-Wagner	9 Bandicoots	12	12	17	138	11.50	1/0	4
Joshua Alfredson	9 Lions	12	12	16	135	11.25	0/0	4
Sebastian Karamihias	9 Dingoes	12	12	18	135	11.25	1/2	5
Rhys Taylor	9 Ostriches	10	10	23	134	13.40	0/0	0
Samuel Macionis	9 Dingoes	12	12	17	128	10.67	0/0	2
Luka Manahan	9 Geckos	11	10	34	121	12.10	0/0	3
Joshua Khan	9 Zebras	11	11	22	120	10.91	0/0	0
Mia Brown	9 Orcas	7	7	26	118	16.86	0/0	4
Poppy Saines	9 Bandicoots	10	10	20	113	11.30	0/0	1
Jack Petersen	9 Zebras	11	11	19	113	10.27	0/0	1
Luca Tuckey	9 Foxes	12	12	19	105	8.75	0/0	1
Taj Lyndon	9 Sharks	12	12	15	105	8.75	0/0	4
Declan Farrell	9 Lions	11	11	19	101	9.18	0/0	2
Noah Elliott	9 Crocodiles	10	9	17	97	10.78	0/0	0
Dominic Beauchamp	9 Crows	9	9	18	93	10.33	0/3	4
Blake Porteous	9 Crows	8	8	24	90	11.25	0/2	4
Riley Griffin	9 Sharks	10	10	18	88	8.80	0/0	5
Rhys Peel-Garcia	9 Dolphins	7	7	20	83	11.86	1/0	4
Xavier Colleter	9 Crows	9	8	17	81	10.12	0/0	1
Joshua Hannell	9 Orcas	2	2	41	60	30.00	0/0	5
Harry Cahut	9 Dolphins	5	5	15	52	10.40	0/0	3
Sam Sweeney	9 Bilbys	5	5	17	46	9.20	0/3	3
Tom Merlo	9 Seals	4	4	18	45	11.25	0/0	0

UNDER 9 BATTING continued

Player	Team	Matches	Innings	Best Score	Runs	Average	Catches / Stumpings	Run Outs
Alexander Gordon	9 Ostriches	1	1	29	29	29.00	0/0	0
Joe Allen	9 Orcas	1	1	23	23	23.00	0/0	0
Lachlan Davidson	9 Dolphins	1	1	14	14	14.00	0/0	0
Flynn Molloy	9 Seals	1	1	13	13	13.00	0/0	0

UNDER 9 BOWLING

Player	Team	Overs	Runs	Wickets	Average	Best
Roman Watt	9 Wombats	27	165	17	9.71	4-3
Charlie Harris	9 Owls	24	181	15	12.07	3-13
Thomas Hicks	9 Geckos	24	213	14	15.21	3-18
Robert Cochrane	9 Ostriches	20	216	14	15.43	2-11
Flynn Cleary	9 Bilbys	26	205	13	15.77	3-2
Hamish Sorensen-Bews	9 Bats	26	170	12	14.17	2-5
Finlay Morison	9 Sugargliders	26	220	12	18.33	3-16
Thomas Wex	9 Ostriches	24	307	12	25.58	4-24
Joseph Whitten	9 Dingoes	22	133	11	12.09	3-6
Heath Tallon	9 Bats	24	147	11	13.36	2-4
Carter Sloan	9 Sugargliders	28	216	11	19.64	3-28
Leo Henry	9 Sugargliders	22	151	10	15.10	3-10
Harrison Willis	9 Sharks	22	159	10	15.90	2-9
Thomas Keogh	9 Crows	19	162	10	16.20	3-14
Cooper Price	9 Sugargliders	23	169	10	16.90	3-7
Sam Andrews	9 Geckos	24	212	10	21.20	2-6
Thomas C Williams	9 Bilbys	28	162	9	18.00	3-4
Jackson Williams	9 Bilbys	27	163	9	18.11	2-5
Leo Grimson	9 Bilbys	24	172	9	19.11	2-18
Maxton Murray	9 Geckos	22	177	9	19.67	3-16
Daniel Johnson	9 Zebras	22	185	9	20.56	2-8
Cooper Fitzpatrick	9 Ostriches	19	188	9	20.89	3-21
Mitchell Henderson	9 Goannas	26	195	9	21.67	2-4
Christian Sorensen-Bews	9 Bats	26	197	9	21.89	2-9
Nick Gullo	9 Dingoes	23	203	9	22.56	2-5
Sam Schultz	9 Lions	26	208	9	23.11	2-21
Hayden Jones	9 Bats	26	216	9	24.00	3-9
Thomas Williams	9 Geckos	24	216	9	24.00	3-12
Tom Hallion	9 Crows	23	237	9	26.33	2-22
Alex Apelt	9 Wombats	28	240	9	26.67	1-3
Renee Toy-Wagner	9 Bandicoots	26	245	9	27.22	3-27
Joseph Walsh	9 Foxes	27	251	9	27.89	2-16
Charlie Scarcella	9 Orcas	31	292	9	32.44	2-16
Harry Gulliver	9 Sugargliders	20	119	8	14.88	3-21
Jude Knapp	9 Geckos	20	127	8	15.88	1-3
Rhys Taylor	9 Ostriches	12	129	8	16.12	2-16
Oliver Boiston	9 Lions	27	148	8	18.50	3-21
Blake Porteous	9 Crows	16	164	8	20.50	3-16
Will Rogers	9 Zebras	22	191	8	23.88	3-14
Will Barnett	9 Wombats	25	192	8	24.00	2-5
Thomas Howard	9 Foxes	26	201	8	25.12	3-17
Matthew Sharland	9 Owls	28	215	8	26.88	2-8
Harrison Pope	9 Crocodiles	21	216	8	27.00	4-18
Harry Groom	9 Orcas	31	249	8	31.12	3-4
Adam Burnell	9 Wombats	26	257	8	32.12	2-12
Matthew O'Keefe	9 Ostriches	24	258	8	32.25	3-22
Michael Garske	9 Ostriches	23	272	8	34.00	2-15
Oliver Gordon	9 Ostriches	25	292	8	36.50	3-8
Joel Ephraims	9 Seals	21	126	7	18.00	3-9
Isaac Lynn	9 Dingoes	21	137	7	19.57	2-10
Joseph Lewis	9 Geckos	20	166	7	23.71	2-11
Bailey Smith	9 Zebras	22	185	7	26.43	3-14
Thomas Huey	9 Bilbys	26	197	7	28.14	4-9
Luka Manahan	9 Geckos	22	204	7	29.14	2-11
Harry Frost	9 Dolphins	27	210	7	30.00	2-11
James Cope	9 Bats	27	220	7	31.43	2-4
Harry Cahut	9 Dolphins	11	66	6	11.00	3-11
Xavier Copley	9 Crocodiles	20	128	6	21.33	2-14

UNDER 9 BOWLING continued

Player	Team	Overs	Runs	Wickets	Average	Best
William Nickelson	9 Dolphins	25	177	6	29.50	1-6
Jake Benson	9 Bilbys	27	198	6	33.00	2-15
Tom Dreghorn	9 Sharks	24	199	6	33.17	1-7
Daniel Casey	9 Crocodiles	20	205	6	34.17	2-16
Lachlan McGeever	9 Seals	23	205	6	34.17	1-13
Parker Donovan	9 Sharks	24	208	6	34.67	1-7
Thomas Simpson	9 Owls	24	218	6	36.33	3-21
Max Lyons	9 Goannas	25	225	6	37.50	2-12
James Young	9 Goannas	25	232	6	38.67	2-4
Abby Harris	9 Bandicoots	25	254	6	42.33	2-18
Lucas Hancock	9 Wombats	25	259	6	43.17	2-21
James De Stefani	9 Foxes	26	277	6	46.17	2-28
Rhys Peel-Garcia	9 Dolphins	14	115	5	23.00	2-30
Charlie Gaspar	9 Seals	25	144	5	28.80	2-6
Henry Lambley	9 Seals	24	150	5	30.00	1-12
Noah Elliott	9 Crocodiles	20	151	5	30.20	2-30
Archie Hrstich	9 Wombats	27	169	5	33.80	2-10
Danny O'Rourke	9 Dingoes	26	175	5	35.00	2-8
Caleb Landsberg	9 Goannas	24	176	5	35.20	1-3
Denis Sheahan	9 Foxes	25	178	5	35.60	2-6
Spencer Mahoney	9 Dingoes	27	188	5	37.60	1-10
Tristan Tinetti	9 Bats	24	188	5	37.60	2-18
Campbell Wigmore	9 Sugargliders	22	191	5	38.20	3-12
Joshua Alfredson	9 Lions	24	207	5	41.40	1-7
Luca Tuckey	9 Foxes	23	208	5	41.60	1-9
Finn Gallagher	9 Owls	24	215	5	43.00	1-11
Harry Douglas	9 Zebras	22	217	5	43.40	1-7
Sam Sweeney	9 Bilbys	10	91	4	22.75	1-12
Joseph Petrie-Repar	9 Wombats	14	134	4	33.50	2-9
Harry Steedman	9 Crocodiles	21	162	4	40.50	3-17
Noah Coco	9 Dolphins	23	190	4	47.50	2-9
Samuel Macionis	9 Dingoes	23	191	4	47.75	2-12
Henry O'Malley	9 Crows	19	195	4	48.75	2-30
Jasper Bamford	9 Bats	25	201	4	50.25	2-11
Sacha Eddy	9 Bandicoots	24	207	4	51.75	1-6
Lucas Waite	9 Sharks	24	214	4	53.50	1-10
Kai Staby	9 Crocodiles	21	216	4	54.00	3-7
Riley Daghish	9 Goannas	23	220	4	55.00	2-13
Robbie Power	9 Owls	25	225	4	56.25	1-9
Joshua Khan	9 Zebras	22	230	4	57.50	1-17
Harry Macdonald	9 Crows	23	239	4	59.75	3-19
Jack Petersen	9 Zebras	21	239	4	59.75	2-12
Oscar Clay	9 Sugargliders	27	239	4	59.75	2-10
William McNee	9 Zebras	23	258	4	64.50	1-12
Sam Collins	9 Orcas	30	270	4	67.50	1-7
Hamish Dyce	9 Goannas	16	140	3	46.67	1-13
Oliver Forbes	9 Seals	23	177	3	59.00	1-1
Dylan Hollins	9 Lions	26	180	3	60.00	1-7
Sebastian Karamihas	9 Dingoes	21	196	3	65.33	2-30
Jack Yeomans	9 Orcas	27	199	3	66.33	1-5
Jake Davidson	9 Dolphins	27	202	3	67.33	1-10
Jack Smith	9 Dolphins	25	209	3	69.67	1-14
Max Bathersby	9 Dolphins	24	211	3	70.33	1-15
Byron Johnstone	9 Owls	24	216	3	72.00	2-17
Charlotte Russell	9 Bandicoots	24	225	3	75.00	1-12
Riley Muller	9 Bandicoots	23	259	3	86.33	2-22
Tom Merlo	9 Seals	5	35	2	17.50	2-14
Sam Hyne	9 Foxes	12	136	2	68.00	1-8
Dominic Schnitzerling	9 Lions	24	182	2	91.00	1-11
Poppy Saines	9 Bandicoots	19	184	2	92.00	2-17
Will Siddle	9 Crocodiles	21	186	2	93.00	1-14
Billie Ryan	9 Bandicoots	23	203	2	101.50	1-9
Xavier Colleter	9 Crows	19	212	2	106.00	1-24
Jack Kirkland	9 Sharks	25	236	2	118.00	1-17
Dominic Beauchamp	9 Crows	18	270	2	135.00	1-24
Harvey Cole	9 Foxes	25	277	2	138.50	1-19
Alexander Gordon	9 Ostriches	2	12	1	12.00	1-12
Joe Allen	9 Orcas	2	15	1	15.00	1-15

UNDER 9 BOWLING continued

Player	Team	Overs	Runs	Wickets	Average	Best
Joshua Hannell	9 Orcas	6	74	1	74.00	1-19
Hugo Cunneen	9 Seals	19	148	1	148.00	1-16
Riley Griffin	9 Sharks	18	185	1	185.00	1-17
Angus Bosse	9 Owls	22	189	1	189.00	1-31
Angelos Saragossi	9 Orcas	22	194	1	194.00	1-9
Joshua Knuth	9 Lions	25	242	1	242.00	1-22
Flynn Molloy	9 Seals	2	16	0	-	0-16
Lachlan Davidson	9 Dolphins	2	23	0	-	0-23
Declan Farrell	9 Lions	20	164	0	-	0-2
Mia Brown	9 Orcas	15	180	0	-	0-14
Kai Croft	9 Goannas	21	188	0	-	0-14
Taj Lyndon	9 Sharks	23	293	0	-	0-18



Go the Bandicoots!



Our wonderful Junior Committee Super Sixes Coordinator, Emma Kirkland, holding her Frank & Noreen Vidler Memorial Trophy For Contribution To Junior Cricket due to her great efforts during the season, with partner in crime, Junior Committee Member, Karen Willis, at the Seniors Trophy Night.

UNDER 8 BATTING

Player	Team	Matches	Innings	Best Score	Runs	Average	Catches / Stumping
James Brandon	8 Penguins	12	12	55	462	38.50	4/0
Jonty Emtage	8 Penguins	13	13	42	386	29.69	5/0
Sam Lewis	8 Eagles	12	12	44	338	28.17	1/0
Edward Clarke	8 Magpies	11	11	37	312	28.36	0/0
Langi Moramoro	8 Kingfishers	12	12	36	286	23.83	0/0
Pat Anderson	8 Galahs	11	11	42	272	24.73	0/0
Archie Smith	8 Lorikeets	10	10	40	267	26.70	2/0
Lachlan McCall	8 Lorikeets	11	11	36	265	24.09	4/0
Flynn Horton	8 Pelicans	12	12	33	260	21.67	0/0
Ryan Gant	8 Penguins	13	13	32	260	20.00	0/0
Rhys Morris	8 Waterdragons	11	11	55	256	23.27	0/0
Luca Brown	8 Lorikeets	11	11	32	255	23.18	0/1
Kobi Griffiths	8 Eagles	12	12	37	252	21.00	0/0
Theodore Bacalakis	8 Brumbies	13	13	32	251	19.31	0/0
Owen Boys	8 Cassowaries	9	9	32	247	27.44	0/0
Joshua Lewis	8 Stingrays	13	13	35	247	19.00	2/0
Ben Mead	8 Brolgas	13	12	27	241	20.08	0/0
Oscar Pittman	8 Lizards	13	12	34	240	20.00	0/1
Liam Huntley	8 Eagles	11	11	29	238	21.64	0/0
William Charles	8 Eagles	11	11	35	238	21.64	2/0
Hayden Scholes	8 Penguins	12	12	42	237	19.75	0/0
Asher Parkin	8 Pelicans	11	11	37	233	21.18	0/0
Thomas Brandon	8 Possums	12	12	26	232	19.33	1/0
Alex Peters	8 Eagles	12	12	31	230	19.17	1/0
Henry Moore	8 Brolgas	12	12	30	228	19.00	0/0
Lachlan Davidson	8 Lyrebirds	10	10	36	227	22.70	0/0
Nicholas Xidas	8 Possums	10	10	36	227	22.70	0/0
Hugh Scarinici	8 Kingfishers	11	11	33	225	20.45	0/0
Mitchell Syrett	8 TassieDevils	11	10	37	224	22.40	1/0
Lachlan Braithwaite	8 Koalas	11	11	26	224	20.36	3/0
Oscar Oxenham	8 Stingrays	12	12	31	223	18.58	1/0
Austin Gillett	8 Lizards	13	13	33	223	17.15	5/0
Jack Mercer	8 Possums	13	13	23	220	16.92	0/0
Jonah Miles	8 Galahs	11	11	34	217	19.73	0/0
Harrison Dyer	8 Galahs	11	11	33	213	19.36	0/0
Dylan Turley	8 Penguins	11	11	34	207	18.82	0/0
Lachlan Coleman	8 Eagles	11	11	28	207	18.82	1/0
James Brady	8 Wallabies	11	11	34	205	18.64	0/0
Max Yeomans	8 Stingrays	12	12	31	205	17.08	0/0
Andrew Woodward	8 Brolgas	12	12	27	203	16.92	0/0
Thomas Stannard	8 Lorikeets	11	11	30	201	18.27	1/0
Isaac Pratt	8 Brumbies	12	12	34	201	16.75	0/2
Noah Curtin	8 Brolgas	11	11	28	200	18.18	0/0
Hamish Anderson	8 Stingrays	11	10	34	197	19.70	0/0
James Woolaston	8 Stingrays	12	12	33	197	16.42	0/0
Ryan Frechtling	8 TassieDevils	12	12	25	197	16.42	0/0
Elliott Gillman	8 Waterdragons	12	12	34	190	15.83	0/0
William McDade	8 Brumbies	12	12	28	190	15.83	0/0
Callahan Condon	8 Kangaroos	12	12	31	189	15.75	0/0
Daniel Gallagher	8 Magpies	10	10	27	188	18.80	0/0
Lachlan Morris	8 Galahs	10	10	37	186	18.60	0/0
Nicholas Shepherd	8 Lyrebirds	11	11	32	186	16.91	1/1
Hugh Homer	8 Brolgas	12	12	32	186	15.50	0/0
Will Waring	8 Penguins	12	12	21	186	15.50	0/0
Joseph Simpson	8 Lizards	13	12	31	185	15.42	2/0
Zander Laubscher	8 Brumbies	12	12	23	183	15.25	0/1
Sam Wright	8 Kingfishers	9	9	32	182	20.22	0/0
Finnbar Martyn-Jones	8 Waterdragons	10	10	29	182	18.20	0/2
Josh Meade	8 Pelicans	12	12	23	182	15.17	0/0
James Mulchay	8 Lizards	13	13	22	182	14.00	1/0
Alex Spence	8 Lyrebirds	11	11	27	181	16.45	0/0
Harry Graham	8 Magpies	11	11	26	181	16.45	0/0
Jesse Salter	8 Lorikeets	11	11	28	179	16.27	3/0
Xavier Howard	8 Pelicans	12	12	34	179	14.92	0/0
Mason Malone	8 Stingrays	13	13	26	176	13.54	0/0
Zander Barr Thompson	8 Eagles	13	13	18	176	13.54	0/0
Patrick Hopes	8 Falcons	10	10	28	175	17.50	0/2

UNDER 8 BATTING continued

Player	Team	Matches	Innings	Best Score	Runs	Average	Catches / Stumpings
Braidyn Polich	8 Brumbies	11	11	27	175	15.91	0/0
Ewan Foster	8 Falcons	9	9	36	174	19.33	1/6
Toby Andrews	8 Magpies	11	11	25	171	15.55	0/0
Angus Clark	8 Wallabies	10	10	25	170	17.00	0/0
Jake Miller	8 Magpies	11	11	35	169	15.36	0/0
Lachlan Berwick	8 Galahs	11	11	35	163	14.82	0/0
Luke Duncan	8 Wallabies	11	11	24	162	14.73	0/0
Max Norton	8 Pelicans	12	12	22	162	13.50	0/0
Billy Smith	8 Waterdragons	7	7	29	159	22.71	0/2
Will Devine	8 Koalas	11	11	22	159	14.45	0/0
Isaac Smeaton	8 Stingrays	10	10	28	155	15.50	3/0
Conor Hanigan	8 Kingfishers	12	12	26	152	12.67	0/0
Ethan Mitrovski	8 TassieDevils	12	12	22	150	12.50	0/0
Jack Forrester	8 Lizards	13	13	18	148	11.38	2/0
Louis Hopkins	8 Pelicans	12	12	21	147	12.25	0/0
Lachlan Russell	8 Kingfishers	11	11	26	146	13.27	3/1
Stella Knowles	8 Wallabies	11	11	25	142	12.91	0/0
Fletcher Murray	8 Rosellas	10	10	25	141	14.10	0/0
Max Ford	8 Lyrebirds	10	10	25	141	14.10	0/0
George Blake	8 Falcons	10	10	24	140	14.00	0/7
Callum Harris	8 Magpies	11	11	32	139	12.64	0/0
Sam Kearney	8 Lorikeets	10	10	31	138	13.80	0/0
Finn Sawley	8 Penguins	11	11	26	138	12.55	0/0
Zac France	8 Lizards	13	11	18	138	12.55	0/0
Aiden Kayra	8 Brolgas	12	12	21	137	11.42	0/0
Ben Wex	8 Koalas	11	11	25	136	12.36	0/0
Flynn McCormack	8 Koalas	11	11	24	136	12.36	0/0
George Knowles	8 Wallabies	11	11	23	136	12.36	0/0
Sebastien Fanning	8 Waterdragons	11	11	24	136	12.36	0/0
Harry Petersen	8 Kingfishers	12	12	19	135	11.25	0/0
Archie Fitzpatrick	8 Platypuses	8	8	28	134	16.75	0/0
Elizabeth Streit	8 Cassowaries	10	10	26	134	13.40	0/0
Edward Harber	8 Brolgas	8	8	23	133	16.62	0/0
Harry Small	8 Wallabies	10	10	29	133	13.30	0/0
Jasper Larkin	8 Galahs	11	11	32	133	12.09	0/0
Luka Kotze	8 Falcons	9	9	26	132	14.67	0/6
Thomas Treston	8 Lizards	13	13	16	132	10.15	0/0
Cooper Lush	8 TassieDevils	11	11	21	131	11.91	0/0
Lucas Pryor	8 Kangaroos	11	11	25	131	11.91	0/0
Finn Manahan	8 Magpies	8	8	31	128	16.00	0/0
Tanner Wheeler	8 Wallabies	10	10	19	128	12.80	0/0
Ky O'Neill	8 TassieDevils	11	11	20	128	11.64	0/0
Camden Sully	8 Possums	10	10	21	126	12.60	0/0
Hugh Ambrose	8 Rosellas	11	11	23	123	11.18	0/0
Harry Wilkinson	8 Rosellas	5	5	33	122	24.40	0/0
Roy Peake	8 Koalas	10	10	25	121	12.10	0/0
Kaylah Pearson-Adams	8 Cassowaries	10	10	32	120	12.00	0/0
Julian Geldenhuys	8 TassieDevils	12	11	27	118	10.73	0/0
Neve Martin	8 Cassowaries	9	9	20	117	13.00	0/0
Van Sanders	8 Lyrebirds	10	10	17	116	11.60	0/1
Lucas de Zubicaray	8 Kingfishers	11	11	19	116	10.55	0/0
Charlie Wilson	8 Possums	9	9	24	115	12.78	0/0
Dom Murphy	8 Pelicans	11	11	20	114	10.36	0/0
George Haling	8 Rosellas	11	11	20	113	10.27	0/0
Parker Ullman	8 Lyrebirds	10	10	15	112	11.20	0/1
Jollie Window	8 Cassowaries	10	10	23	107	10.70	0/0
Mia Callaghan	8 Cassowaries	8	8	18	105	13.12	0/0
William Kynaston	8 Falcons	10	10	18	104	10.40	0/2
Noah Harding	8 Kangaroos	11	11	18	103	9.36	0/0
Thomas Slesarewich	8 Brumbies	11	11	15	102	9.27	0/0
Jack Waring	8 Possums	12	12	14	102	8.50	0/0
Jasper Dittmar	8 Waterdragons	7	6	22	101	16.83	0/0
Luke Speedy	8 Rosellas	11	11	24	100	9.09	0/0
Nick Zandvliet	8 Possums	12	12	12	99	8.25	0/0
Oliver Winwood	8 Lorikeets	8	8	22	98	12.25	0/0
Harry Craig	8 Waterdragons	10	10	13	98	9.80	0/0
Kian Flynn	8 Platypuses	9	9	17	92	10.22	0/0

UNDER 8 BATTING continued

Player	Team	Matches	Innings	Best Score	Runs	Average	Catches / Stumpings
Louis Rouslett	8 Platypuses	9	9	15	88	9.78	0/0
Nate Roberts	8 Galahs	4	4	30	87	21.75	0/0
Tristan Stream	8 TassieDevils	11	11	16	87	7.91	0/0
Sid Balasubramanian	8 Platypuses	9	9	16	85	9.44	0/0
Henry Kerrigan	8 Falcons	8	8	21	84	10.50	0/3
Ewan Cray	8 Falcons	9	9	23	83	9.22	1/2
Finn O'Rourke	8 Kangaroos	12	12	12	83	6.92	0/0
Oliver Robinson	8 Waterdragons	5	5	22	78	15.60	1/3
Jasper Taylor	8 Kangaroos	10	10	16	77	7.70	0/0
Daniel O'Keefe	8 Rosellas	11	10	20	76	7.60	0/0
William Douglas	8 Kangaroos	11	11	19	75	6.82	0/0
Will Veneris	8 Platypuses	8	8	21	74	9.25	0/0
Alexander Cienfuegos	8 Lyrebirds	11	11	18	73	6.64	0/0
Nicholas Belanszky	8 Koalas	8	8	13	72	9.00	0/0
Patrick Travers	8 Rosellas	5	5	17	69	13.80	1/0
Cameron McPhee	8 Platypuses	9	9	13	69	7.67	0/0
Langdon Condon	8 Kangaroos	10	10	15	62	6.20	0/0
Angus Johnstone	8 Rosellas	6	6	17	59	9.83	0/0
Isla Rogers	8 Brolgas	4	4	25	56	14.00	0/0
Henry Teall	8 Platypuses	7	6	17	55	9.17	0/0
Mitchell Bishop	8 Brumbies	5	5	12	37	7.40	0/0
Hugh Moore	8 Brolgas	1	1	31	31	31.00	0/0
Charlotte McDade	8 Brumbies	1	1	21	21	21.00	0/0
Oliver Stannard	8 Lorikeets	1	1	12	12	12.00	0/0
Max Toon	8 Stingrays	1	1	9	9	9.00	0/0
Amelie Sully	8 Possums	1	1	7	7	7.00	0/0
Esther McDade	8 Brumbies	1	1	6	6	6.00	0/0

UNDER 8 BOWLING

Player	Team	Overs	Runs	Wickets	Average	Best
Asher Parkin	8 Pelicans	23	135	22	6.14	8-8
Xavier Howard	8 Pelicans	24	190	19	10.00	12-12
Sam Lewis	8 Eagles	25	118	16	7.38	3-5
Henry Kerrigan	8 Falcons	16	124	16	7.75	12-5
Edward Clarke	8 Magpies	24	210	15	14.00	2-11
Callum Harris	8 Magpies	20	228	15	15.20	3-10
Lachlan McCall	8 Lorikeets	20	78	12	6.50	3-14
William Charles	8 Eagles	23	113	12	9.42	2-9
Jonah Miles	8 Galahs	22	114	12	9.50	3-16
Alex Spence	8 Lyrebirds	23	155	12	12.92	2-2
Max Norton	8 Pelicans	25	186	12	15.50	7-7
Henry Moore	8 Brolgas	22	99	11	9.00	2-12
Luca Brown	8 Lorikeets	20	151	11	13.73	4-2
Flynn Horton	8 Pelicans	24	156	11	14.18	3-6
Andrew Woodward	8 Brolgas	22	195	11	17.73	4-15
Lachlan Braithwaite	8 Koalas	23	157	10	15.70	3-15
Hugh Homer	8 Brolgas	25	163	10	16.30	3-6
Julian Geldenhuys	8 TassieDevils	24	242	10	24.20	4-16
Jesse Salter	8 Lorikeets	21	114	9	12.67	3-17
Sam Kearney	8 Lorikeets	18	124	9	13.78	5-9
Thomas Brandon	8 Possums	24	133	9	14.78	2-11
Kobi Griffiths	8 Eagles	22	136	9	15.11	2-9
James Brandon	8 Penguins	25	139	9	15.44	3-21
Lachlan Berwick	8 Galahs	27	156	9	17.33	3-13
Josh Meade	8 Pelicans	24	162	9	18.00	3-7
Joshua Lewis	8 Stingrays	27	170	9	18.89	2-10
James Woolaston	8 Stingrays	23	173	9	19.22	3-14
Louis Hopkins	8 Pelicans	24	181	9	20.11	2-13
Daniel Gallagher	8 Magpies	19	203	9	22.56	4-1
Mason Malone	8 Stingrays	26	211	9	23.44	2-7
Lachlan Coleman	8 Eagles	22	95	8	11.88	2-9
Pat Anderson	8 Galahs	22	135	8	16.88	2-6
Luka Kotze	8 Falcons	18	145	8	18.12	3-8
Ryan Frechtling	8 TassieDevils	25	159	8	19.88	2-13
Oscar Oxenham	8 Stingrays	24	168	8	21.00	2-11

UNDER 8 BOWLING continued

Player	Team	Overs	Runs	Wickets	Average	Best
Elliott Gillman	8 Waterdragons	25	169	8	21.12	3-12
Jack Forrester	8 Lizards	27	170	8	21.25	2-9
Aiden Kayra	8 Brolgas	22	176	8	22.00	3-8
Ethan Mitrovski	8 TassieDevils	24	183	8	22.88	4-8
Toby Andrews	8 Magpies	24	227	8	28.38	2-10
Jasper Dittmar	8 Waterdragons	14	90	7	12.86	2-8
Charlie Wilson	8 Possums	18	125	7	17.86	2-8
Isaac Smeaton	8 Stingrays	18	134	7	19.14	2-10
Langi Moramoro	8 Kingfishers	26	138	7	19.71	2-18
Ben Mead	8 Brolgas	25	139	7	19.86	3-10
James Mulchay	8 Lizards	27	154	7	22.00	1-5
Noah Curtin	8 Brolgas	20	175	7	25.00	2-11
Will Devine	8 Koalas	23	190	7	27.14	1-8
Ryan Gant	8 Penguins	28	195	7	27.86	2-10
Dom Murphy	8 Pelicans	24	207	7	29.57	4-6
Nicholas Shepherd	8 Lyrebirds	24	227	7	32.43	3-19
Jake Miller	8 Magpies	23	229	7	32.71	3-24
Archie Smith	8 Lorikeets	18	74	6	12.33	2-3
Billy Smith	8 Waterdragons	14	90	6	15.00	2-12
Dylan Turley	8 Penguins	22	140	6	23.33	2-7
Harry Craig	8 Waterdragons	20	145	6	24.17	1-7
Lachlan Davidson	8 Lyrebirds	20	145	6	24.17	4-11
Thomas Stannard	8 Lorikeets	22	149	6	24.83	2-13
Alex Peters	8 Eagles	23	152	6	25.33	1-9
Finnbar Martyn-Jones	8 Waterdragons	20	156	6	26.00	2-12
George Blake	8 Falcons	20	158	6	26.33	3-10
Hugh Scarinici	8 Kingfishers	23	158	6	26.33	2-13
Max Yeomans	8 Stingrays	24	159	6	26.50	2-10
Cooper Lush	8 TassieDevils	22	166	6	27.67	2-10
Jasper Larkin	8 Galahs	23	176	6	29.33	1-3
Patrick Hopes	8 Falcons	20	185	6	30.83	3-16
Ewan Cray	8 Falcons	18	194	6	32.33	3-24
Theodore Bacalakis	8 Brumbies	29	195	6	32.50	3-8
Jack Waring	8 Possums	24	225	6	37.50	2-11
Edward Harber	8 Brolgas	15	90	5	18.00	2-11
Angus Clark	8 Wallabies	16	105	5	21.00	2-1
Lachlan Morris	8 Galahs	22	124	5	24.80	2-12
Archie Fitzpatrick	8 Platypuses	16	137	5	27.40	2-15
Harrison Dyer	8 Galahs	23	138	5	27.60	1-4
Thomas Treston	8 Lizards	26	138	5	27.60	2-13
Will Waring	8 Penguins	24	143	5	28.60	2-6
Jack Mercer	8 Possums	24	144	5	28.80	2-15
Callahan Condon	8 Kangaroos	22	147	5	29.40	2-3
Owen Boys	8 Cassowaries	20	148	5	29.60	1-8
Sebastien Fanning	8 Waterdragons	22	148	5	29.60	2-8
Isaac Pratt	8 Brumbies	25	151	5	30.20	2-12
Harry Small	8 Wallabies	20	153	5	30.60	2-8
Ewan Foster	8 Falcons	18	154	5	30.80	2-14
Lucas de Zubicaray	8 Kingfishers	22	164	5	32.80	1-11
Braidyn Polich	8 Brumbies	23	165	5	33.00	2-13
Rhys Morris	8 Waterdragons	23	165	5	33.00	2-8
Lucas Pryor	8 Kangaroos	21	178	5	35.60	2-6
Austin Gillett	8 Lizards	26	199	5	39.80	1-4
Finn Manahan	8 Magpies	16	199	5	39.80	2-13
Max Ford	8 Lyrebirds	21	202	5	40.40	2-9
Mitchell Syrett	8 TassieDevils	23	208	5	41.60	2-21
Ky O'Neill	8 TassieDevils	22	214	5	42.80	2-10
Tristan Stream	8 TassieDevils	22	215	5	43.00	2-15
Harry Graham	8 Magpies	23	234	5	46.80	2-16
Oliver Robinson	8 Waterdragons	10	50	4	12.50	1-8
Isla Rogers	8 Brolgas	8	63	4	15.75	2-14
Hamish Anderson	8 Stingrays	18	115	4	28.75	1-5
Henry Teall	8 Platypuses	12	123	4	30.75	2-9
Jasper Taylor	8 Kangaroos	20	133	4	33.25	2-16
Nicholas Xidas	8 Possums	21	139	4	34.75	1-4
Conor Hanigan	8 Kingfishers	24	142	4	35.50	1-4
Oscar Pittman	8 Lizards	26	142	4	35.50	2-2
Parker Ullman	8 Lyrebirds	20	146	4	36.50	2-15

UNDER 8 BOWLING continued

Player	Team	Overs	Runs	Wickets	Average	Best
Nicholas Belanzsky	8 Koalas	17	152	4	38.00	2-11
Stella Knowles	8 Wallabies	22	158	4	39.50	1-6
William Kynaston	8 Falcons	20	171	4	42.75	1-11
Kian Flynn	8 Platypuses	18	178	4	44.50	1-5
Thomas Slesarewich	8 Brumbies	22	181	4	45.25	1-5
George Knowles	8 Wallabies	21	183	4	45.75	1-3
Hugh Ambrose	8 Rosellas	24	200	4	50.00	1-6
Daniel O'Keefe	8 Rosellas	23	202	4	50.50	1-13
Nick Zandvliet	8 Possums	25	209	4	52.25	2-10
Roy Peake	8 Koalas	21	212	4	53.00	1-7
Jonty Emtage	8 Penguins	28	220	4	55.00	1-5
Oliver Winwood	8 Lorikeets	16	112	3	37.33	1-3
Zac France	8 Lizards	26	130	3	43.33	2-4
Sam Wright	8 Kingfishers	18	150	3	50.00	1-11
Zander Barr Thompson	8 Eagles	26	167	3	55.67	1-10
Van Sanders	8 Lyrebirds	21	172	3	57.33	2-14
Flynn McCormack	8 Koalas	23	177	3	59.00	1-3
William McDade	8 Brumbies	24	199	3	66.33	1-19
Hayden Scholes	8 Penguins	24	218	3	72.67	1-10
Finn Sawley	8 Penguins	23	246	3	82.00	2-18
Hugh Moore	8 Brolgas	2	7	2	3.50	2-7
Esther McDade	8 Brumbies	3	13	2	6.50	2-13
Oliver Stannard	8 Lorikeets	3	18	2	9.00	2-18
Harry Wilkinson	8 Rosellas	10	80	2	40.00	1-5
Angus Johnstone	8 Rosellas	12	119	2	59.50	1-21
Alexander Cienfuegos	8 Lyrebirds	12	129	2	64.50	1-14
Camden Sully	8 Possums	20	141	2	70.50	1-5
Liam Huntley	8 Eagles	22	142	2	71.00	1-7
Mia Callaghan	8 Cassowaries	19	152	2	76.00	1-2
Harry Petersen	8 Kingfishers	27	170	2	85.00	1-4
William Douglas	8 Kangaroos	22	182	2	91.00	1-7
Luke Duncan	8 Wallabies	23	217	2	108.50	1-14
Max Toon	8 Stingrays	2	14	1	14.00	1-14
Mitchell Bishop	8 Brumbies	10	89	1	89.00	1-20
Joseph Simpson	8 Lizards	24	124	1	124.00	1-19
Langdon Condon	8 Kangaroos	20	141	1	141.00	1-9
Tanner Wheeler	8 Wallabies	20	146	1	146.00	1-22
Neve Martin	8 Cassowaries	18	151	1	151.00	1-8
Will Veneris	8 Platypuses	15	173	1	173.00	1-20
George Haling	8 Rosellas	22	179	1	179.00	1-14
Sid Balasubramanian	8 Platypuses	18	180	1	180.00	1-10
Fletcher Murray	8 Rosellas	22	190	1	190.00	1-13
James Brady	8 Wallabies	22	191	1	191.00	1-8
Lachlan Russell	8 Kingfishers	22	200	1	200.00	1-22
Zander Laubscher	8 Brumbies	24	201	1	201.00	1-18
Ben Wex	8 Koalas	23	245	1	245.00	1-34
Luke Speedy	8 Rosellas	21	256	1	256.00	1-37
Finn O'Rourke	8 Kangaroos	25	261	1	261.00	1-16
Amelie Sully	8 Possums	2	14	0	-	0-14
Charlotte McDade	8 Brumbies	2	14	0	-	0-14
Nate Roberts	8 Galahs	6	18	0	-	0-3
Patrick Travers	8 Rosellas	10	95	0	-	0-11
Cameron McPhee	8 Platypuses	18	139	0	-	0-4
Elizabeth Streit	8 Cassowaries	22	163	0	-	0-9
Louis Rouslett	8 Platypuses	17	168	0	-	0-5
Noah Harding	8 Kangaroos	22	178	0	-	0-4
Jollie Window	8 Cassowaries	21	187	0	-	0-5
Kaylah Pearson-Adams	8 Cassowaries	22	235	0	-	0-11

ALL TIME JUNIOR RECORDS

PREMIERSHIPS

Open Div 2 (1)	BNJCA: 2013/14	
Under 16 (11)	Old Zone 2 (4):	1975/76, 1980/81, 1981/82, 1982/83
	BNJCA (7):	1994/95, 1997/98, 1998/99, 2000/01, 2001/02, 2002/03, 2006/07
Under 15 (4)	BNJCA: 2004/05, 2006/07, 2007/08, 2014/15	
Under 14 (16)	BNJCA: 1993/93, 1994/95, 1996/97, 1997/98, 1999/00, 2001/02, 2003/04 (2), 2006/07, 2008/09, 2011/12 (2), 2012/13 (2), 2013/14, 2014/15	
Under 13 (15)	BNJCA: 1993/94, 1995/96, 1999/00, 2001/02, 2002/03, 2005/06 (2), 2006/07, 2008/09, 2009/10 (3), 2010/11, 2011/12, 2014/15	

CLUB CHAMPIONSHIPS

1998/99

UNDER 11 – UNDER 17 GRADES TOP ALL TIME PERFORMERS

TOP 10 RUN-SCORERS

	Player	Inn	NO	HS	Runs	Avg
1	Christopher Fitzgerald	39	16	157*	1700	73.91
2	William Oswell	62	26	90	1628	45.22
3	Ben Bowen	64	21	105	1613	37.51
4	Nicholas Kruger	44	15	130*	1488	51.31
5	Andrew Tibbles	56	22	90*	1457	42.85
6	Harry Watson	61	22	103*	1393	35.72
7	Nicholas Stoddart	37	13	151	1364	56.83
8	Michael Thompson	62	28	94*	1333	39.21
9	Shane Kabel	73	14	85*	1308	22.17
10	Adam Peters	69	17	70*	1307	25.13

TOP 10 WICKET-TAKERS

	Player	Overs	Runs	Wkts	Avg	BBowl
1	Matthew Cooper	317	1115	92	12.12	6/24
2	Dylan Sulzer	307	969	83	11.67	4/11
3	Dean Butt	302	681	74	9.20	5/2
4	Haydon Cooper	298	857	73	11.73	5/14
5	James McCorley	262	797	72	11.07	4/4
	Shane Kabel	305	859	72	11.93	6/14
7	Thomas Nelson	266	843	71	11.87	4/19
	Paul Condon	298	913	71	12.86	4/4
9	Stuart Wilkonson	291	722	69	10.46	4/6
	Adam Peters	268	984	69	14.26	4/5

TOP 10 FIELDING DISMISSALS (including 'keepers)

	Player	Catches	Stumpings	Total
1	Justin Street	41	16	57
2	Michael Thompson	36	15	51
3	Scott Niven	38	6	44
4	Shane Kabel	37	3	40
	Christopher Fitzgerald	26	14	40
6	Jamie Alexander	38	0	38
7	Matthew Habermann	31	2	33
	Jack Straker	26	7	33
9	Adam Peters	31	1	32
	Adam Lockhart-Krause	23	9	32
	Michael Tutticci	32	0	32

TOP 10 HIGHEST AGGREGATE RUNS IN A SEASON

	Player	Season	Age Group	Runs
1	Christopher Fitzgerald	1996/97	U12	574
2	Christopher Fitzgerald	1997/98	U13	565
3	Leonard Hill	1997/98	U16	539
4	Jai Lembryk	2011/12	U14	499
5	Justin Street	1998/99	U16	477
6	Scott Niven	2011/12	U17	459
7	Joshua Brown	2009/10	U16	446
8	Alex Thompson	2007/08	U15	439
9	Nicholas Kruger	1995/96	U13	436
10	Jack Beath	2008/09	U12	422

TOP 10 HIGHEST AGGREGATE WICKET-TAKERS IN A SEASON

	Player	Season	Age Group	Wickets
1	Will McFarlane	2003/04	U14	32
2	Douglas Fitzgerald	1996/97	U16	29
3	Dean Butt	1998/99	U16	26
	Oliver Ritchie	2007/08	U11	26
	Matthew Cooper	2008/09	U14	26
6	Mathew Bawden	1995/96	U13	25
	Dylan Sulzer	2003/04	U14	25
8	Michael Cook	1994/95	U16	23
	Leonard Hill	1995/96	U14	23
10	William Jensen-Manfield	1998/99	U14	22

TOP 10 HIGHEST INDIVIDUAL SCORES

	Player	Season	Age Group	Score
1	Christopher Schulz	2003/04	U16	160*
2	Christopher Fitzgerald	1996/97	U12	157*
3	Nicholas Stoddart	2012/13	U14	151*
4	Jack Beath	2008/09	U12	150*
5	Justin Street	1998/99	U16	146*
6	Cooper Mackie	2014/15	U11	138
7	Andrew Stower	2011/12	U17	137*
8	Nicholas Kruger	1997/98	U16	130
9	Thomas Whip	2006/07	U13	129
10	Adam Jones	1996/97	U16	128

TOP 10 HIGHEST WICKET-TAKERS IN AN INNINGS

	Player	Season	Age Group	Figures
1	Calum Mackay	2013/14	U14	8/23
2	Andrew Malone	1998/99	U16	7/2
3	Will MacFarlane	2003/04	U14	7/11
4	Jack Kibble	2009/10	U11	7/32
5	Will MacFarlane	2003/04	U14	6/4
	Oliver Ritchie	2007/08	U11	6/4
7	Harry Foster	2014/15	U11	6/5
8	Thomas Cramb	2002/03	U13	6/6
	Christopher Kent	2005/06	U14	6/6
	Stephen Hanson	2012/13	U11	6/6

UNDER 8 – UNDER 10 MODIFIED RULES GRADES

TOP ALL TIME PERFORMERS

TOP 10 RUN-SCORERS

	Player	Inn	HS	Runs	Avg
1	Nicholas Stoddart	46	61	1670	36.30
2	Marcus McNee	51	77	1656	32.47
3	Andrew McLeod	53	54	1636	30.87
4	Angus Tolhurst	52	72	1624	31.23
5	Daniel Schmidt	48	52	1546	32.21
6	Matthew Thomas	60	55	1527	25.45
7	Adam Peters	63	60	1434	22.76
8	Lachlan Paterson	65	44	1411	21.71
9	Archer Halliday	44	58	1394	31.38
10	Fergus Bowen	66	59	1366	20.70
	Callum Tolhurst	63	50	1366	21.68

TOP 10 WICKET-TAKERS

	Player	Wickets
1	Andrew Lanning	83
2	James Liddell	70
3	Jack Hancock	68
	Stephen Moran	68
	Nicholas Richardson	68
6	James Tippelt	66
	Matthew Thomas	66
8	Angus Tolhurst	63
9	Edward Simpson	61
	Benjamin Kleimeyer	61
	Christopher Kleimeyer	61

TOP 10 FIELDING DISMISSALS (including 'keepers)

	Player	Catches	Stumpings	Total
1	Matthew Thomas	42	8	50
2	Thomas Martin	39	5	44
3	Marcus McNee	32	4	36
4	Oliver Ritchie	26	8	34
	Finnian McKee	30	4	34
	Samuel Watt	31	3	34
	Nicholas Stoddart	31	3	34
8	Christopher Nelson	32	1	33
	Jack Willis	31	2	33
10	Adam Ball	29	3	32
	Brock McLachlan	32	0	32
	Michael Thompson	27	5	32

TOP 10 HIGHEST AGGREGATE RUNS IN A SEASON

	Player	Season	Age Group	Runs
1	Heath Sadler	2009/10	U10	760
2	Marcus McNee	2006/07	U10	680
3	Oliver Ritchie	2006/07	U10	677
4	Marcus McNee	2005/06	U9	664
5	Joshua Collins	2006/07	U10	662
6	Nicholas Stoddart	2009/10	U10	648
7	Jarrod Carseldine	2005/06	U10	645
8	Jack Beath	2005/06	U9	641
9	Angus Tolhurst	2013/14	U10	638
	Connor Nowlan	2013/14	U10	638

TOP 10 HIGHEST AGGREGATE WICKET-TAKERS IN A SEASON

	Player	Season	Age Group	Wickets
1	M Taylor	1993/94	Not Av.	46
2	Matthew Lanning	1993/94	Not Av.	36
3	Christopher Kent	1999/00	Not Av.	32
4	Edmund Hiew	1993/94	Not Av.	31
	James Went	2013/14	U10	31
6	Oliver Ritchie	2006/07	U10	30
7	Ashwin Raj	2008/09	U10	29
	Julian Perry	2008/09	U9	29
	Joshua Wicks	1998/99	Not Av.	29
	Ryan Hayes	2009/10	U10	29

TOP 10 HIGHEST INDIVIDUAL SCORES

	Player	Score
1	Thomas Kent	128
2	Jared Gelsomino	113
3	Ashley Goldin	97
4	Oliver Mackay	83
5	Connor Innis	81
6	Thomas Kent	77
	Marcus McNee	77
8	Andrew Westerdale	76
9	Alister Kelly	73
	Eamonn Tierman	73

TOP 10 HIGHEST WICKET-TAKERS IN AN INNINGS

	Player	Figures
1	Henry Kerrigan	12/5
2	Xavier Howard	12/12
3	Adam Ball	9/6
4	Asher Parkin	8/8
5	Max Norton	7/7
6	Timothy Roach	7/12
7	Nick Hatzipetrou	7/18
8	Adam Ball	6/1
9	Liam Maher	6/2
	James Tippelt	6/2



Chairman Pat with goodies for his favourite Super Sixes ladies, Emma And Karen